


SCOTTSDALE AIRPARK

2003 PROFILE



The Scottsdale airport dates to 1942 when it was opened to train WWII pilots. After the war, it changed owners several times until the City of Scottsdale purchased it in 1966. The next year, Scottsdale began promoting it as a commercial Airpark.

In the last decade the Scottsdale Airpark has become the Valley's premiere business hub with its thriving airport and booming business mix.

In 2001, approximately 185,000 takeoffs and landings occurred, making Scottsdale one of the busiest single-runway airports in the country, and the busiest corporate jet facility in the state.





FAST FACTS 2002

Boundaries:	70th to 90th Streets, Thunderbird Road North to the Loop 101 alignment
Size:	2,900 acres
Currently Developed:	2,600 acres
Number of Companies:	2,198
Number of Employees:	41,265
Existing Buildings:	17.3 million SF
Number of Hotel Rooms	2,534

(in Airpark area):

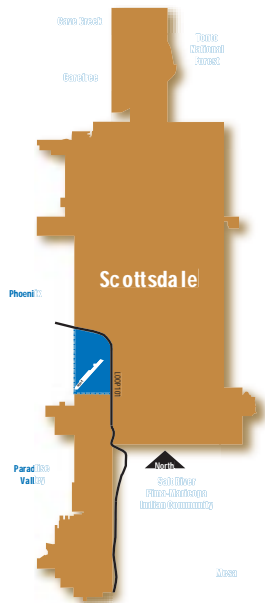
Source: Colliers Classic, *The Greater Scottsdale Airpark 2010 Report*, December 2002

LOCATION

The 2,900 acre Airpark surrounding the airport is home to nearly 2,200 companies, including 30 regional or national corporate headquarters. Their combined employment is approximately 41,265.

The Airport and Airpark is the valley's third largest employment center surrounded by new housing, new commercial areas, resorts and golf courses.

Companies range from major retailers to homebuilders to high-tech and financial services companies.



ECONOMIC IMPACT

Scottsdale Airport and the surrounding Airpark is a major economic asset for the City of Scottsdale. It contributes millions of revenue annually to the region's economy.

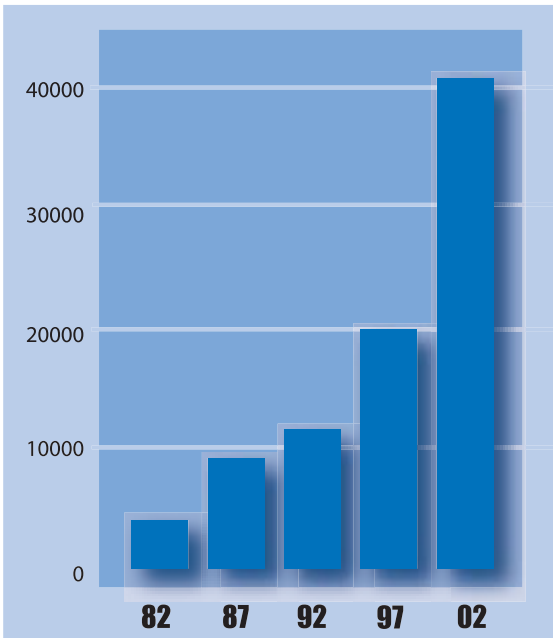
The Greater Scottsdale Airpark Area has the third largest concentration of jobs in the Phoenix MSA, following only the Central Avenue corridor of downtown Phoenix and the area surrounding Phoenix Sky Harbor International Airport. The Airpark is expected to become the state's largest employment center by 2010.



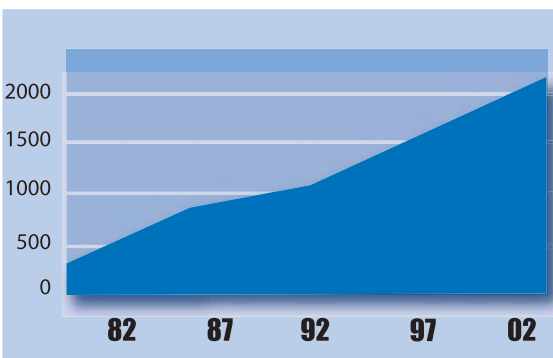
GROWTH IN THE AIRPARK

The Scottsdale Airpark is the fastest growing employment center in the Greater Metropolitan Phoenix area. There are more commuters to the Scottsdale Airpark than there are to downtown Phoenix on a daily basis. It will soon become the second largest employment center in the Phoenix Metro area.

Scottsdale Airport and its surrounding Commerce Airpark is a major economic asset for the City of Scottsdale.



AIRPARK EMPLOYEE GROWTH



AIRPARK BUSINESS GROWTH



DEMOGRAPHIC PROFILE

The following figures represent a five mile radius surrounding the Scottsdale Airport

	2002	2007 (projected)
Population:	168,851	197,311
Households:	69,266	81,450
Income:	\$89,269 (estimated household average)	
Education (Age 25+):		
Some College	27.8%	
Associates Degree Only	7.1%	
Bachelors Degree Only	29.4%	
Graduate Degree	13.0%	

Number of Businesses: 8,680
Total Number of Employees: 96,153

Source: City of Scottsdale, Economic Vitality Department

CONTACT

City of Scottsdale
Economic Vitality Department
7447 E. Indian School Rd., Suite 200
Scottsdale, AZ 85251
(480) 312-7989 FAX (480) 312-2672
www.ScottsdaleAZ.gov

