

SCOTTSDALE POLICE DEPARTMENT CRIME LABORATORY BLOOD ALCOHOL FACE SHEET

ANALYSIS DATE 08/09/2016 SEQUENCE NAME 09Aug16

EQUIPMENT

Pipettor Hamilton ML600EH7497 Hamilton MD91JF5016
 Gas Chromatograph Agilent US14173023 Perkin Elmer 650N9042002

INSTRUMENT CALIBRATION

Vial 1 0.02 calibrator Lot FN08101401 Coefficient of determination (r^2)
 Vial 2 0.10 calibrator Lot FN06181501 0.99997
 Vial 3 0.20 calibrator Lot FN07201502
 Vial 4 0.40 calibrator Lot FN11191402

CALIBRATION VERIFICATION AND RESOLUTION TEST

Vial	Sample	Expected result	Measured result	Manufacturer/lot
5	blank	Not detected	Not detected	SPD lab 110215
6	volatiles mixture	6 Compounds	6 Compounds	SPD lab 030916ASL
7	aqueous control	0.400 g/dL	0.402g/dL	Lipomed 05012012-C
8	aqueous control	0.040 g/dL	0.039g/dL	Lipomed 30112011-B
9	blood control	0.200 g/dL	0.202g/dL	ACQ 402101060/6
20	aqueous control	0.080 g/dL	0.081g/dL	Lipomed 14112011-A
31	aqueous control	0.150 g/dL	0.152g/dL	Lipomed 11012012-C
42	blood control	0.200 g/dL	0.204g/dL	ACQ 402101060/6
53	aqueous control	0.080 g/dL	0.080g/dL	Lipomed 14112011-A
64	aqueous control	0.150 g/dL	0.151g/dL	Lipomed 11012012-C
75	aqueous control	0.400 g/dL	0.403g/dL	Lipomed 05012012-C
76	aqueous control	0.040 g/dL	0.040g/dL	Lipomed 30112011-B
77	blood control	0.200 g/dL	0.203g/dL	ACQ 402101060/6
78	blank	Not detected	Not detected	SPD lab 110215

SUBJECT SAMPLES

Subjects in the sequence 30 Subjects requiring reanalysis 0

ADDITIONAL NOTES: All testing proceeded as expected. Hand corrected item number on request, sequence summary, and chromatograms for vials 67, 68, 69 & 70. Also hand corrected sample field on vial 42.

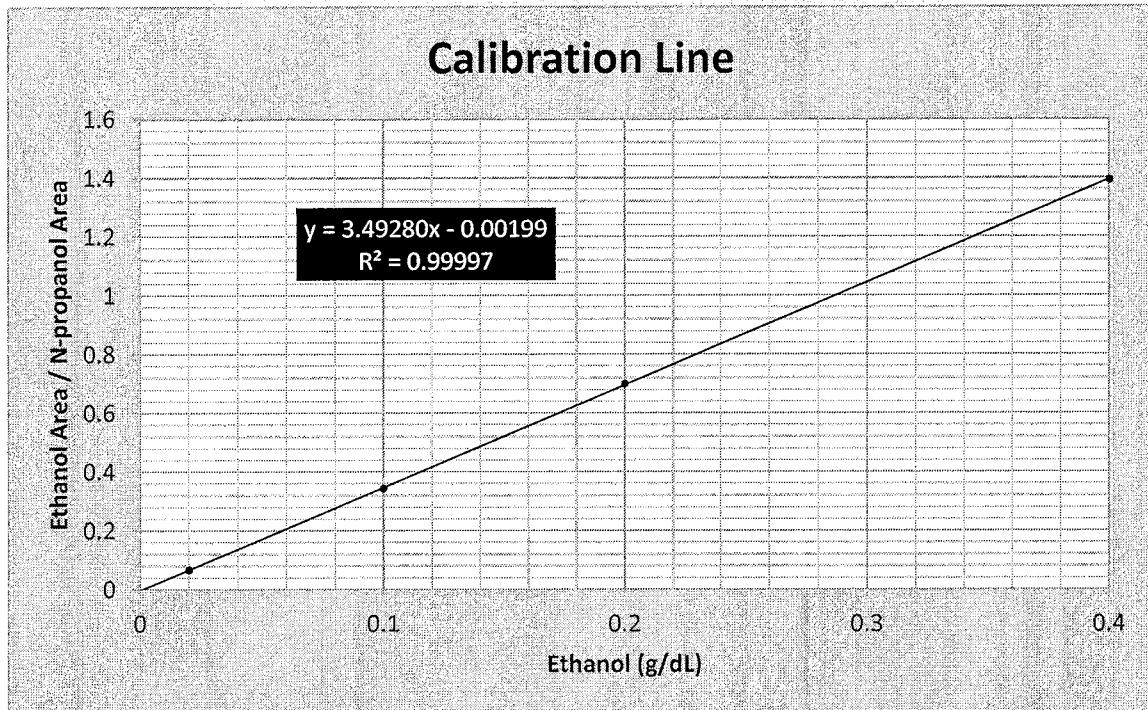
Run valid Run valid
 Run invalid Ampterson Analyst Run invalid 205522 8/16/16 Technical Reviewer

**SCOTTSDALE POLICE DEPARTMENT CRIME LABORATORY
SEQUENCE QUALITY ASSURANCE SUMMARY**

SEQUENCE NAME: 09Aug16

Control	Vial	Expected Value (g/dL)	Measured Value (g/dL)	Percent Difference	Absolute Difference (g/dl)
1	5	negative	negative	-	-
2		0.400	0.402	0.50	0.002
3	8	0.040	0.039	2.50	-0.001
4	9	0.200	0.202	1.00	0.002
5	20	0.080	0.081	1.25	0.001
6	31	0.150	0.152	1.33	0.002
7	42	0.200	0.204	2.00	0.004
8	53	0.080	0.080	0.00	0.000
9	64	0.150	0.151	0.67	0.001
10	75	0.400	0.403	0.75	0.003
11	76	0.040	0.040	0.00	0.000
12	77	0.200	0.203	1.50	0.003
13	78	negative	negative	-	-

Calibrator	Ethanol Area	N-propanol Area	Ratio
0.020	10.703	158.214	0.068
0.100	54.945	159.537	0.344
0.200	111.604	159.138	0.701
0.400	218.353	156.695	1.393



Scottsdale Police Department Crime Lab Volatiles Analysis

Sample: 0.02 Cerilliant FN08101401	Item number:
Injection date: 8/9/2016 1:33:26 PM	Vial: 1
Method: ethanol quant.M	Sequence: 09Aug16
Instrument: US14173023 CN14160045	Analyst: Langan
Data file: C:\Chem32\1\Data\09Aug16\1.D	

Dissemination is restricted to Criminal Justice Agencies and authorized agencies. Dissemination to unauthorized agencies is PROHIBITED.

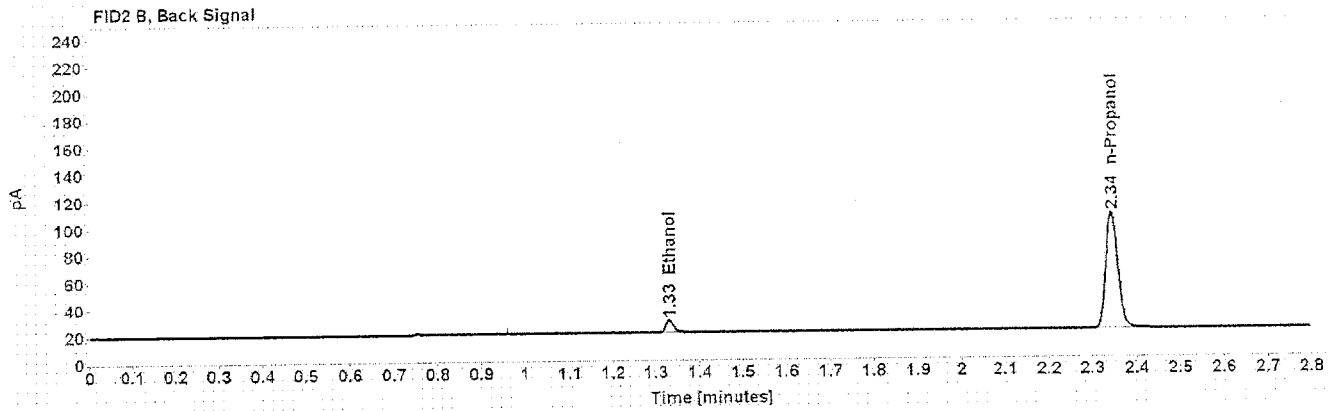
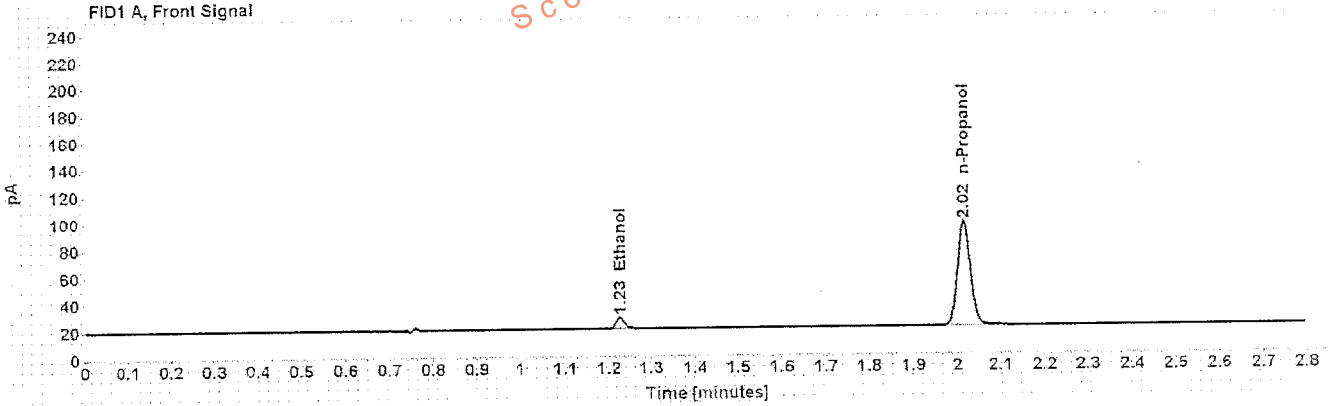


Table 1: FID 1 A (column DB-ALC1)

Compound	Time (min)	Peak Area
Ethanol	1.227	10.703
n-Propanol	2.016	158.214

Table 2: FID 2 B (column DB-ALC2)

Compound	Time (min)	Peak Area
Ethanol	1.330	10.813
n-Propanol	2.344	160.583

Scottsdale Police Department Crime Lab Volatiles Analysis

Sample: 0.10 Cerilliant FN06181501	Item number:
Injection date: 8/9/2016 1:37:25 PM	Vial: 2
Method: ethanol quant M	Sequence: 09Aug16
Instrument: US14173023 CN14160045	Analyst: Langan <i>ML</i>
Data file: C:\Chem32\1\Data\09Aug16\2.D	

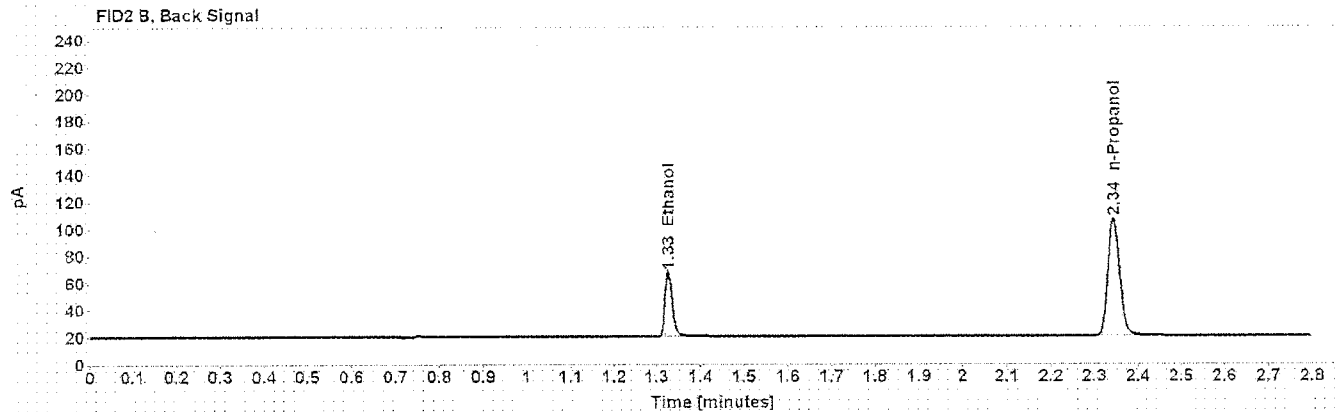
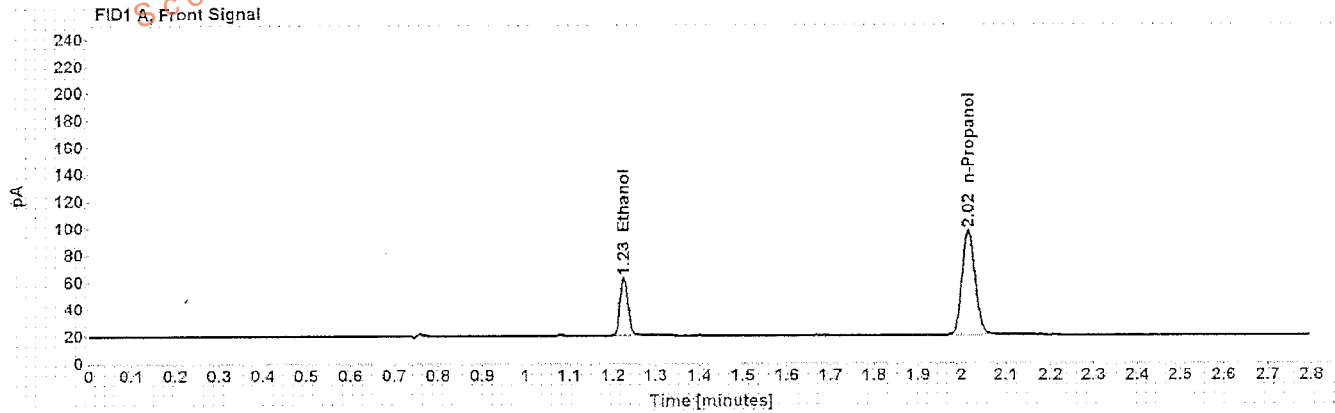


Table 1: FID 1 A (column DB-ALC1)

Compound	Time (min)	Peak Area
Ethanol	1.225	54.945
n-Propanol	2.015	159.537

Table 2: FID 2 B (column DB-ALC2)

Compound	Time (min)	Peak Area
Ethanol	1.327	55.592
n-Propanol	2.344	162.054

Scottsdale Police Department Crime Lab Volatiles Analysis

Sample: 0.20 Cerilliant FN07201502	Item number:
Injection date: 8/9/2016 1:41:26 PM	Vial: 3
Method: ethanol quant.M	Sequence: 09Aug16
Instrument: US14173023 CN14160045	Analyst: Langan <i>AL</i>
Data file: C:\Chem321\1Data\09Aug16\3.D	

Dissemination is restricted to Criminal Justice Agencies and authorized Non-C.J. Agencies ONLY. Secondary dissemination to unauthorized agencies is PROHIBITED.
 Scottsdale City Prosecutor's Office

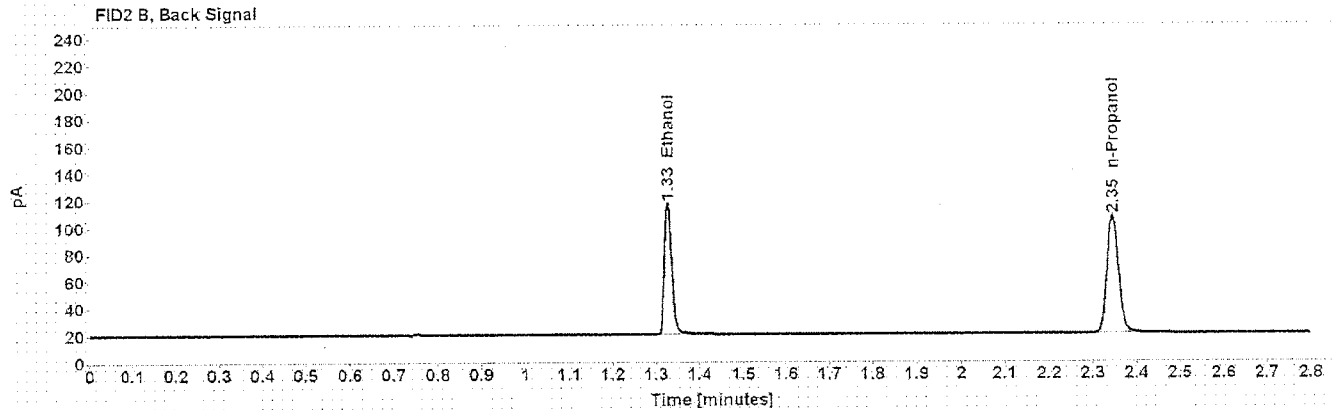
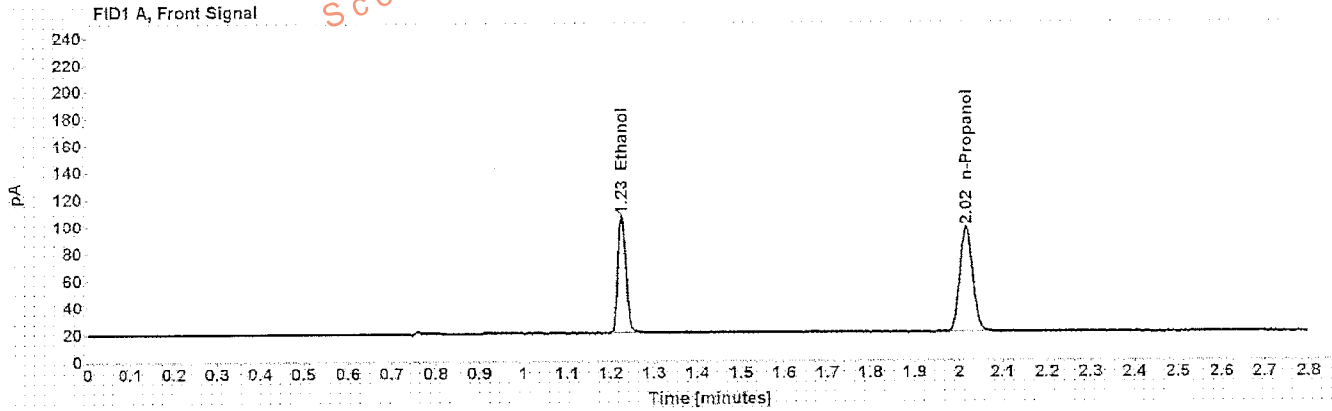


Table 1: FID 1 A (column DB-ALC1)

Compound	Time (min)	Peak Area
Ethanol	1.226	111.604
n-Propanol	2.016	159.138

Table 2: FID 2 B (column DB-ALC2)

Compound	Time (min)	Peak Area
Ethanol	1.327	113.360
n-Propanol	2.345	161.869

Scottsdale Police Department Crime Lab Volatiles Analysis

Sample: 0.40 Cerilliant FN11191402	Item number:
Injection date: 8/9/2016 1:45:26 PM	Vial: 4
Method: ethanol quant.M	Sequence: 09Aug16
Instrument: US14173023 CN14160045	Analyst: Langan <i>ML</i>
Data file: C:\Chem32\1\Data\09Aug16\4.D	

Dissemination is restricted to Criminal Justice Agencies and authorized Non-C.J. Agencies ONLY. Secondary dissemination to unauthorized agencies is PROHIBITED. Scottsdale City Prosecutor

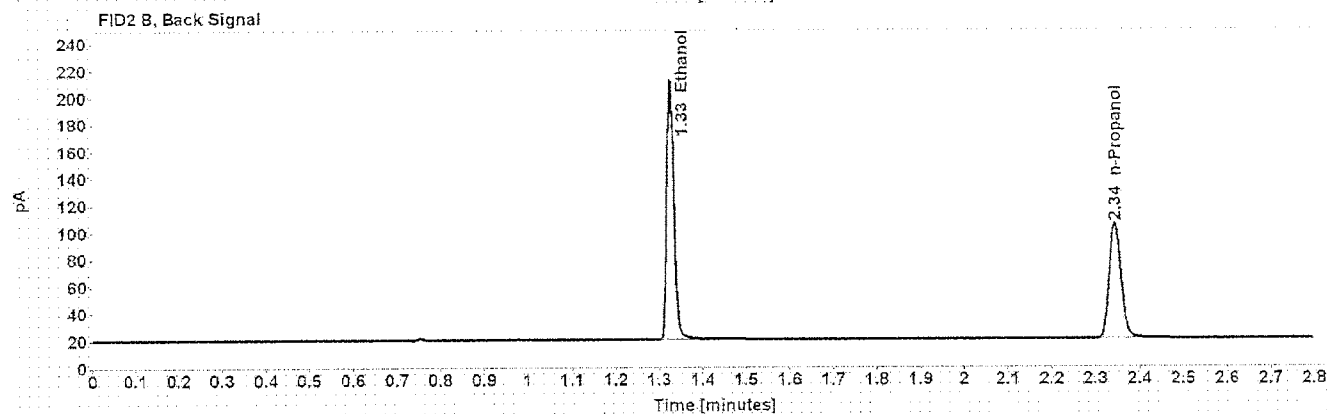
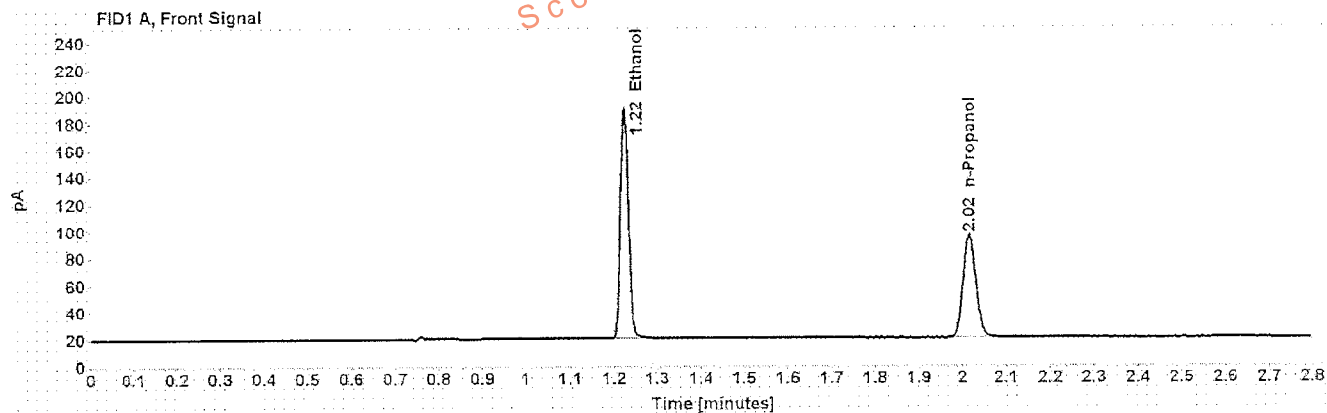


Table 1: FID 1 A (column DB-ALC1)

Compound	Time (min)	Peak Area
Ethanol	1.224	218.353
n-Propanol	2.015	156.695

Table 2: FID 2 B (column DB-ALC2)

Compound	Time (min)	Peak Area
Ethanol	1.326	223.168
n-Propanol	2.344	159.226

Scottsdale Police Department Crime Lab Volatiles Analysis

Sample: blank 110215	Item number:
Injection date: 8/9/2016 1:49:26 PM	Vial: 5
Method: ethanol.quant.M	Sequence: 09Aug16
Instrument: US14173023 CN14160045	Analyst: Langan <i>ML</i>
Data file: C:\Chem3211\Data\09Aug16\5.D	

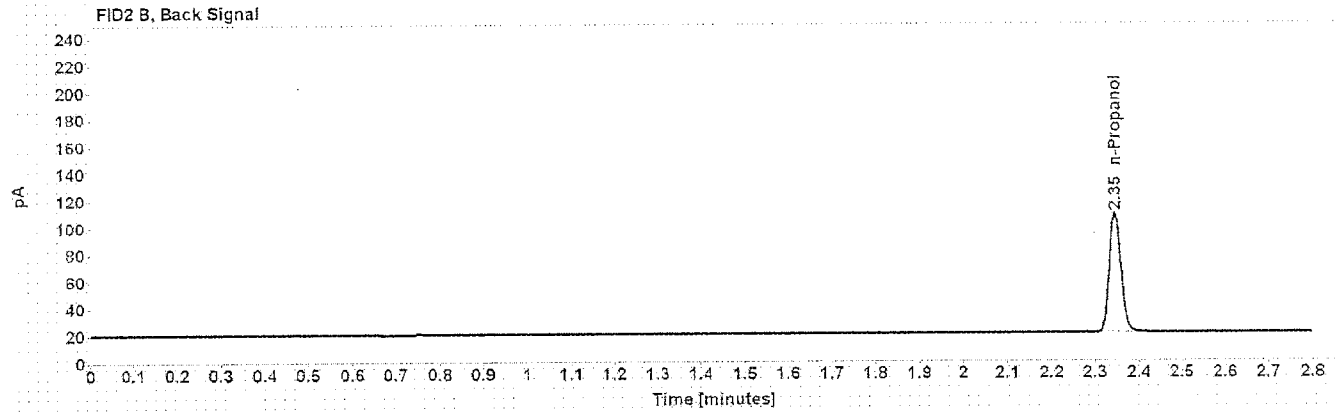
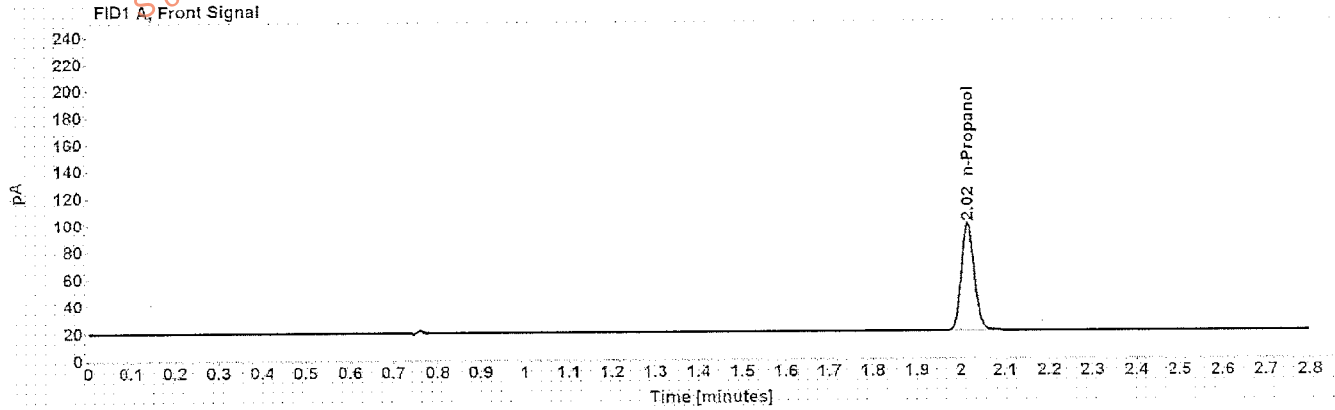


Table 1: FID 1 A (column DB-ALC1)

Compound	Amount (g/100mL)	Time (min)	Peak Area
n-Propanol	-----	2.016	162.737

Table 2: FID 2 B (column DB-ALC2)

Compound	Time (min)	Peak Area
n-Propanol	2.345	165.128

Scottsdale Police Department Crime Lab Volatiles Analysis

Sample: 0.40 Lipomed 05012012-C	Item number:
Injection date: 8/9/2016 1:57:40 PM	Vial: 7
Method: ethanol quant.M	Sequence: 09Aug16
Instrument: US14173023 CN14160045	Analyst: Langan <i>KL</i>
Data file: C:\Chem32\11Data\09Aug16\7.D	

Dissemination is restricted to Criminal Justice Agencies and authorized Non-C.J. Agencies ONLY. Secondary dissemination to unauthorized Agencies is PROHIBITED. Scottsdale City Prosecutor

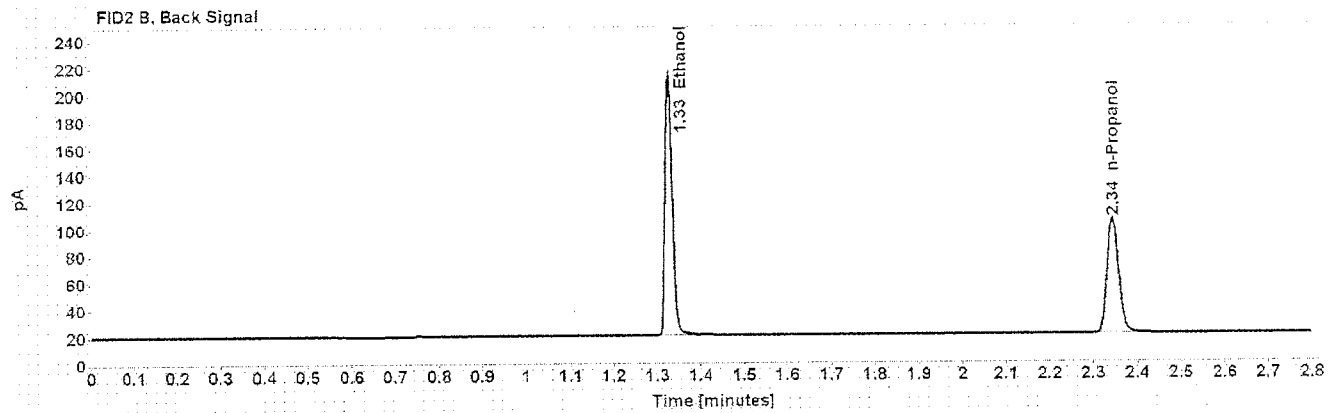
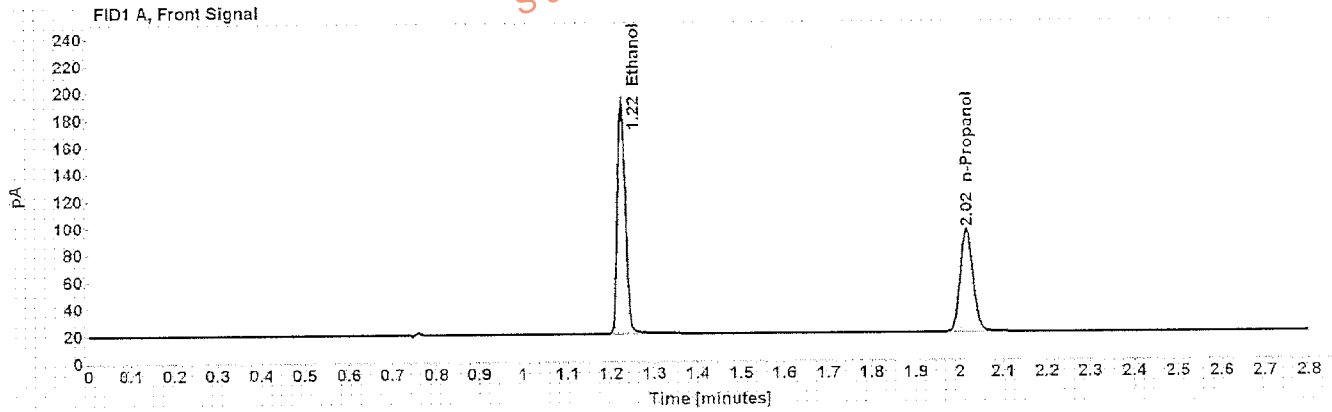


Table 1: FID 1 A (column DB-ALC1)

Compound	Amount (g/100mL)	Time (min)	Peak Area
>Ethanol	0.4021	1.225	218.666
n-Propanol	-----	2.016	155.915

Table 2: FID 2 B (column DB-ALC2)

Compound	Time (min)	Peak Area
Ethanol	1.327	223.516
n-Propanol	2.345	158.504

Scottsdale Police Department Crime Lab Volatiles Analysis

Sample: 0.04 Lipomed 30112011-B	Item number:
Injection date: 8/9/2016 2:01:41 PM	Vial: 8
Method: ethanol quant.M	Sequence: 09Aug16
Instrument: US14173023 CN14160045	Analyst: Langan <i>NY</i>
Data file: C:\Chem32\1\Data\09Aug16\8.D	

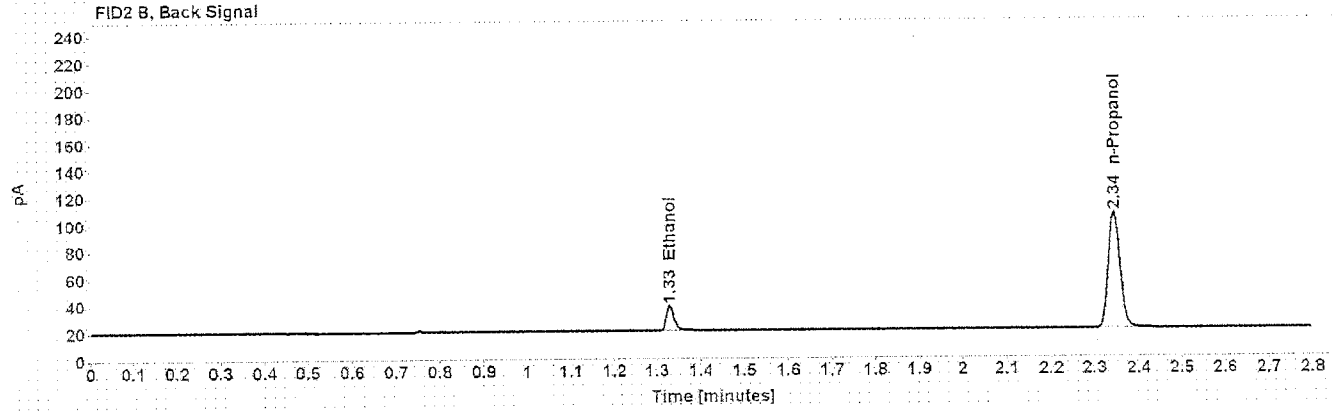
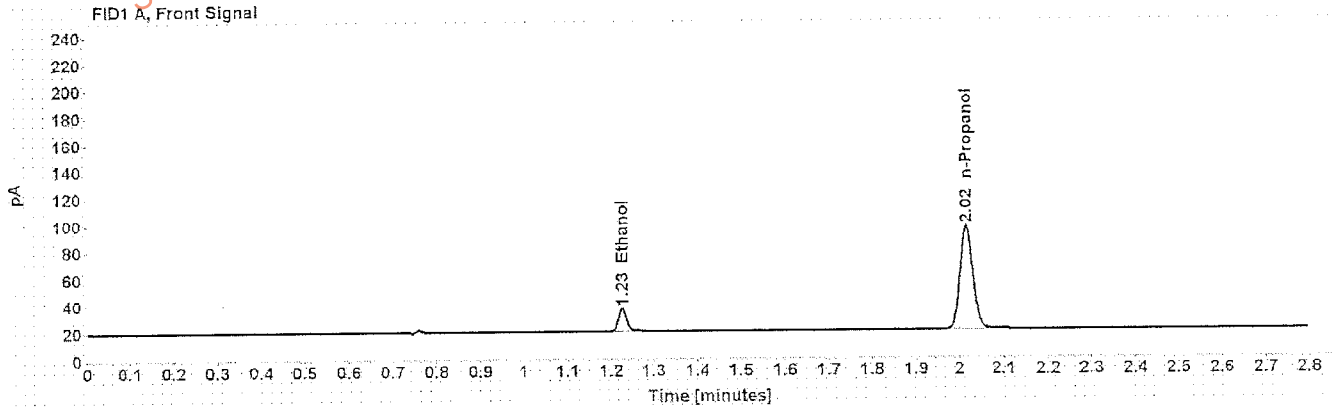


Table 1: FID 1 A (column DB-ALC1)

Compound	Amount (g/100mL)	Time (min)	Peak Area
>Ethanol	0.0395	1.226	21.428
n-Propanol	-----	2.015	157.691

Table 2: FID 2 B (column DB-ALC2)

Compound	Time (min)	Peak Area
Ethanol	1.329	21.558
n-Propanol	2.344	160.303

Scottsdale Police Department Crime Lab Volatiles Analysis

Sample: 0.20 ACQ 402101060/6	Item number:
Injection date: 8/9/2016 2:05:40 PM	Vial: 9
Method: ethanol quant.M	Sequence: 09Aug16
Instrument: US14173023 CN14160045	Analyst: Langan <i>ML</i>
Data file: C:\Chem3211\Data\09Aug16\9.D	

This information is restricted to Criminal Justice Agencies and authorized Non-C.J. Agencies ONLY. Secondary dissemination to unauthorized agencies is PROHIBITED. Scottsdale City Prosecutor

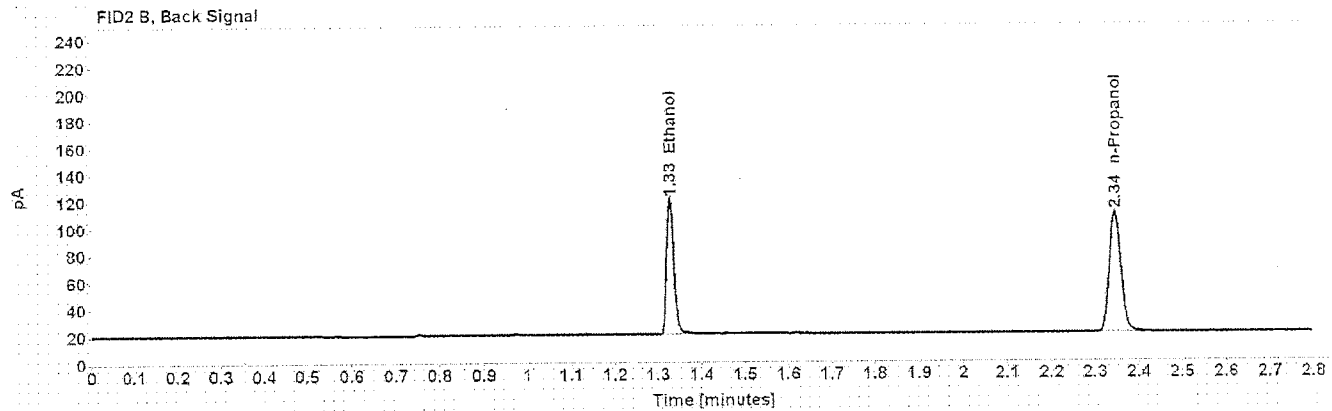
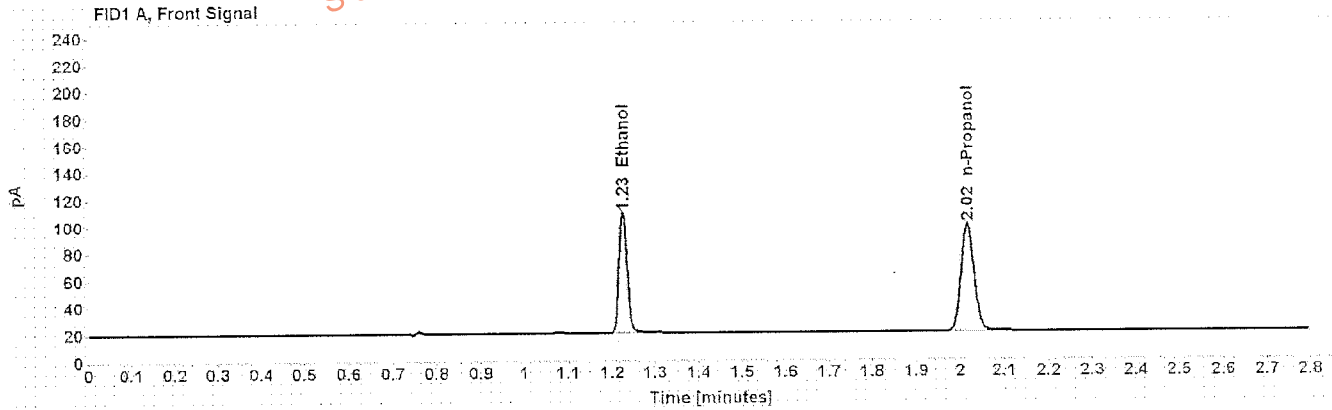


Table 1: FID 1 A (column DB-ALC1)

Compound	Amount (g/100mL)	Time (min)	Peak Area
>Ethanol	0.2024	1.226	114.836
n-Propanol	-----	2.016	162.939

Table 2: FID 2 B (column DB-ALC2)

Compound	Time (min)	Peak Area
Ethanol	1.328	117.202
n-Propanol	2.345	166.054

Scottsdale Police Department Crime Lab Volatiles Analysis

Sample: 0.080 Lipomed 14112011-A	Item number:
Injection date: 8/9/2016 2:50:11 PM	Vial: 20
Method: ethanol quant.M	Sequence: 09Aug16
Instrument: US14173023 CN14160045	Analyst: Langan <i>ML</i>
Data file: C:\Chem32\1\Data\09Aug16\20.D	

Dissemination is restricted to Criminal Justice Agencies and authorized Non-C.J. Agencies ONLY. Secondary dissemination to unauthorized Agencies is PROHIBITED. Scottsdale City Prosecutor

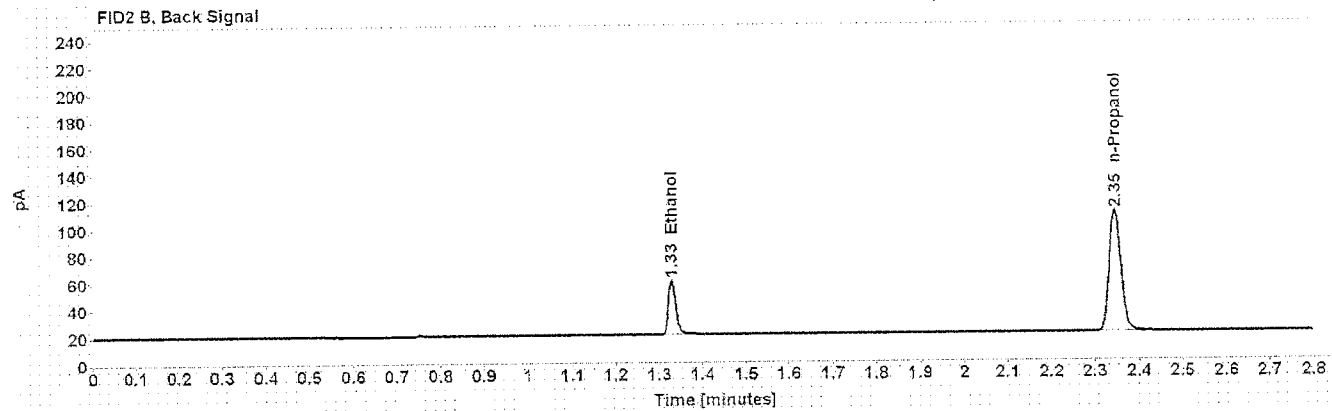
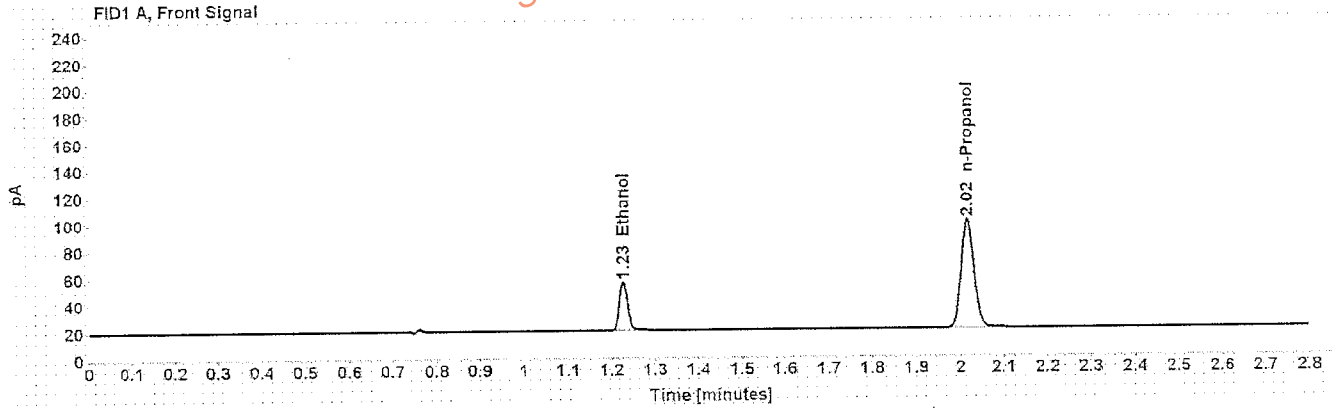


Table 1: FID 1 A (column DB-ALC1)

Compound	Amount (g/100mL)	Time (min)	Peak Area
>Ethanol	0.0813	1.227	46.399
n-Propanol	-----	2.017	164.646

Table 2: FID 2 B (column DB-ALC2)

Compound	Time (min)	Peak Area
Ethanol	1.329	47.069
n-Propanol	2.346	167.186

Scottsdale Police Department Crime Lab Volatiles Analysis

Sample: 0.150 Lipomed 11012012-C	Item number:
Injection date: 8/9/2016 3:34:41 PM	Vial: 31
Method: ethanol quant.M	Sequence: 09Aug16
Instrument: US14173023 CN14160045	Analyst: Langan <i>N</i>
Data file: C:\Chem3211\Data\09Aug16\31.D	

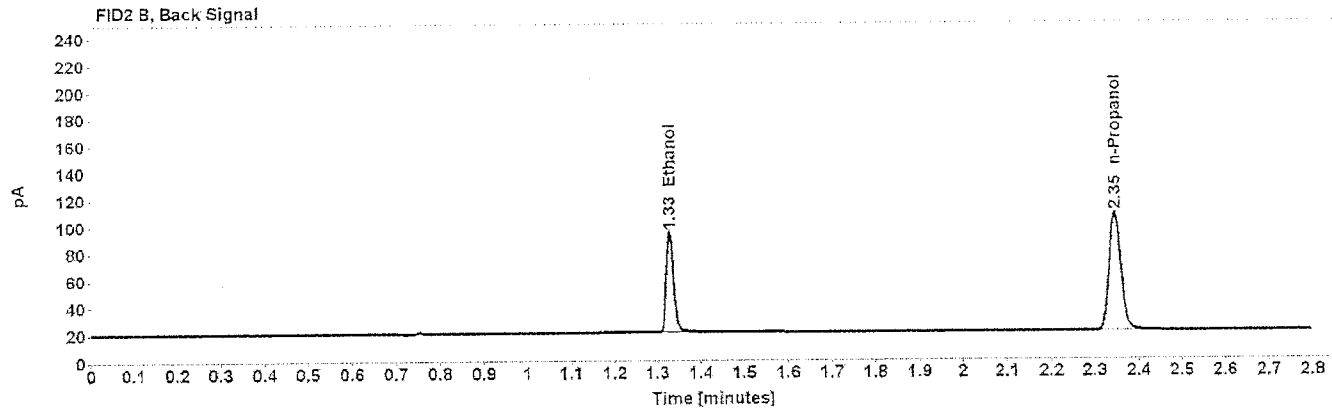
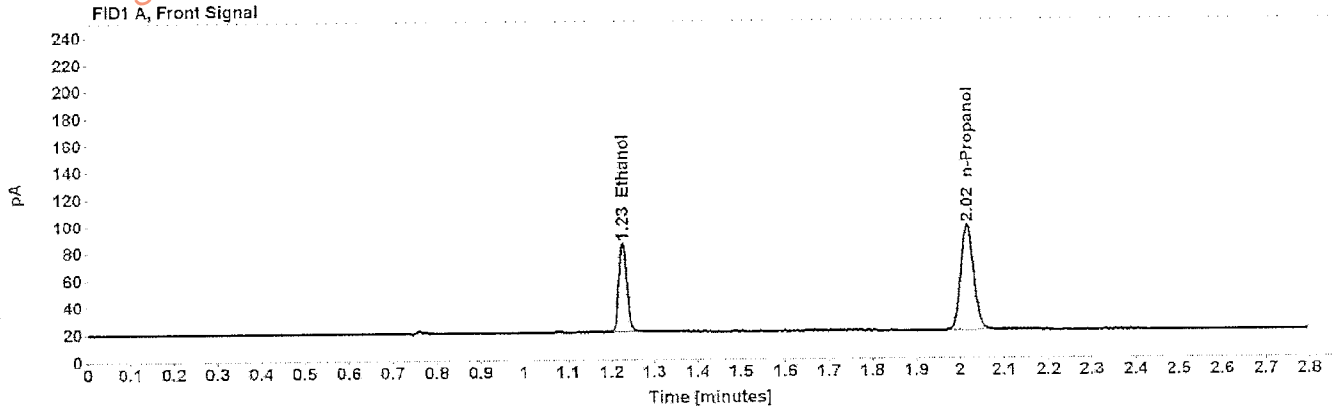


Table 1: FID 1 A (column DB-ALC1)

Compound	Amount (g/100mL)	Time (min)	Peak Area
>Ethanol	0.1520	1.226	84.663
n-Propanol	-----	2.016	160.103

Table 2: FID 2 B (column DB-ALC2)

Compound	Time (min)	Peak Area
Ethanol	1.328	86.118
n-Propanol	2.346	162.985

Scottsdale Police Department Crime Lab Volatiles Analysis

~~AS-10-16~~

Sample: 0.207ACQ 402101060/6	Item number:
Injection date: 8/9/2016 4:18:55 PM	Vial: 42
Method: ethanol quant.M	Sequence: 09Aug16
Instrument: US14173023-CN14160045	Analyst: Langan <input checked="" type="checkbox"/>
Data file: C:\Chem3211\Data\09Aug16\42.D	

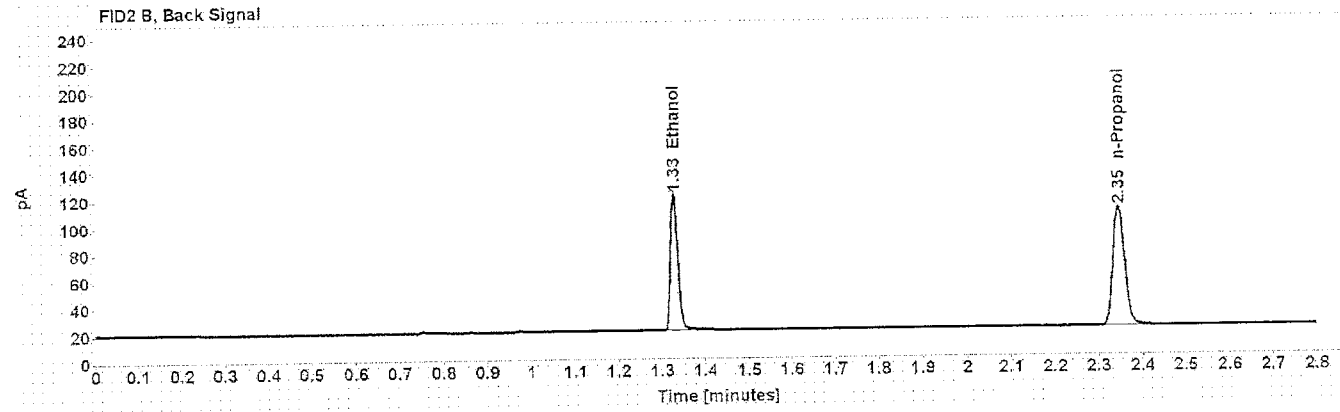
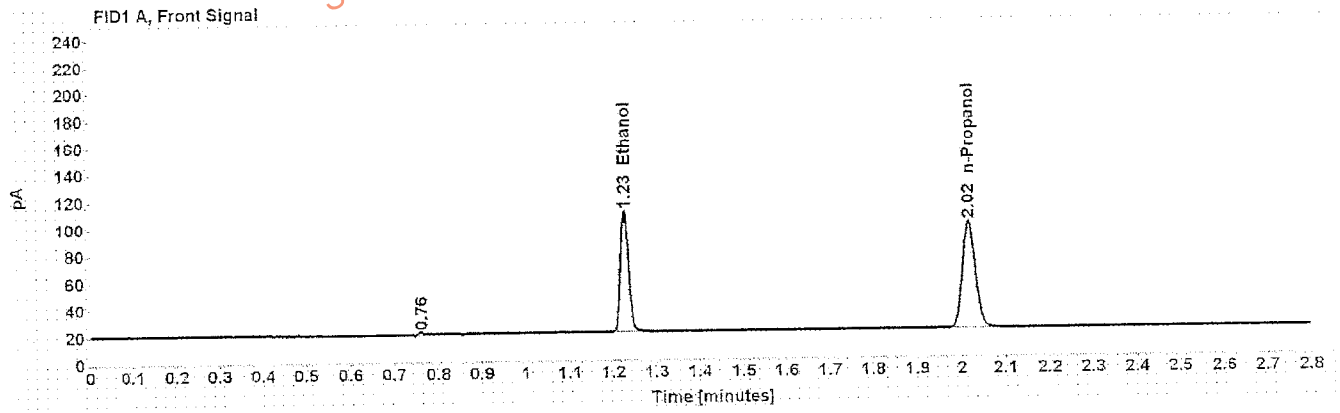


Table 1: FID 1 A (column DB-ALC1)

Compound	Amount (g/100mL)	Time (min)	Peak Area
>Ethanol	0.2042	1.226	115.325
n-Propanol	-----	2.017	162.129

Table 2: FID 2 B (column DB-ALC2)

Compound	Time (min)	Peak Area
Ethanol	1.329	117.082
n-Propanol	2.346	164.938

Scottsdale Police Department Crime Lab Volatiles Analysis

Dissemination is restricted to Criminal Justice Agencies and authorized Non-C.J. Agencies ONLY. Secondary dissemination to unauthorized agencies is PROHIBITED.
Scottsdale City Prosecutor

Sample: 0.080 Lipomed 14112011-A	Item number:
Injection date: 8/9/2016 5:03:26 PM	Vial: 53
Method: ethanol quant.M	Sequence: 09Aug16
Instrument: US14173023 CN14160046	Analyst: Langan <i>ML</i>
Data file: C:\Chem32\1\Data\09Aug16\53.D	

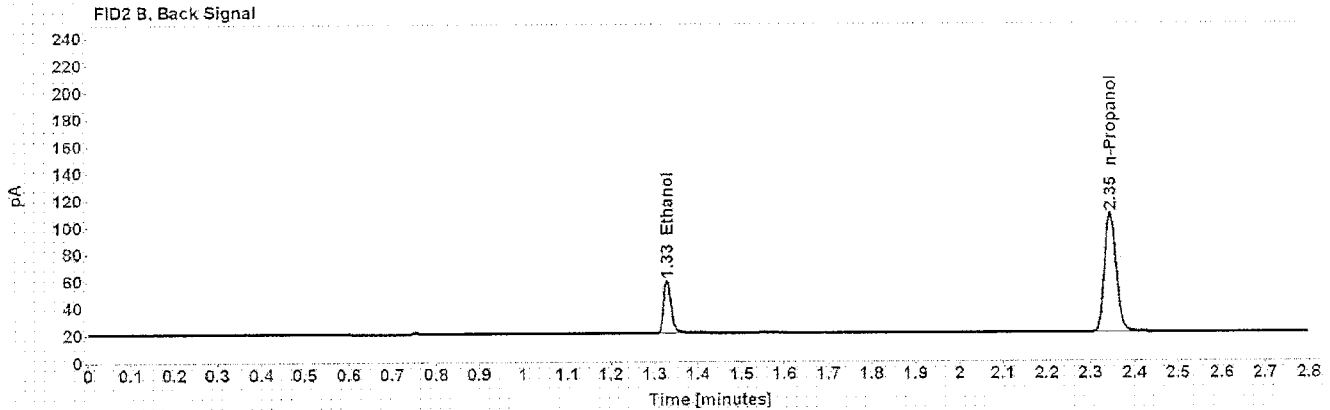
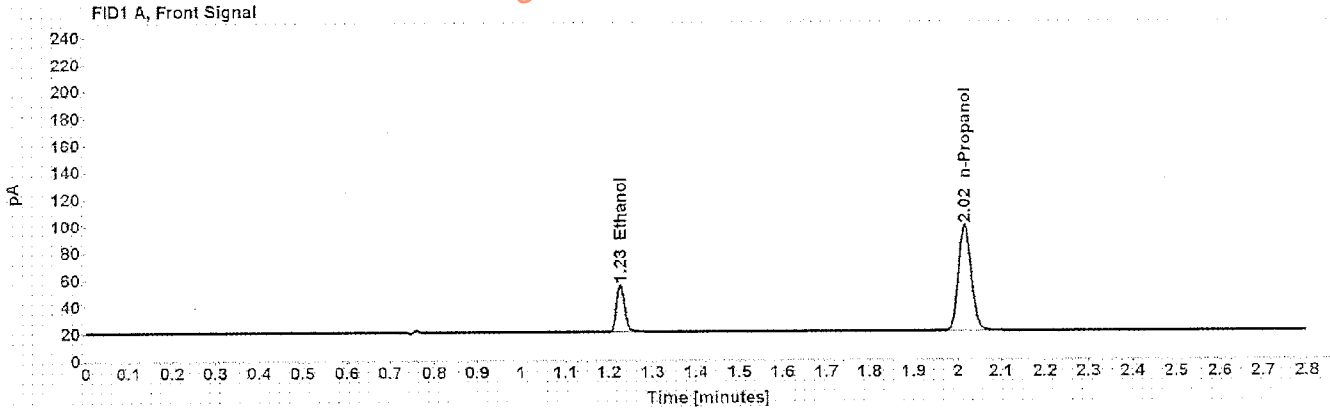


Table 1: FID 1 A (column DB-ALC1)

Compound	Amount (g/100mL)	Time (min)	Peak Area
>Ethanol	0.0805	1.226	45.279
n-Propanol	-----	2.016	162.088

Table 2: FID 2 B (column DB-ALC2)

Compound	Time (min)	Peak Area
Ethanol	1.329	45.680
n-Propanol	2.345	164.579

Scottsdale Police Department Crime Lab Volatiles Analysis

Sample: 0.150 Lipomed 11042012-C	Item number:
Injection date: 8/9/2016 5:47:56 PM	Vial: 64
Method: ethanol quant.M	Sequence: 09Aug16
Instrument: US14173023 CN14160045	Analyst: Langan <i>ML</i>
Data file: C:\Chem3211\Data\09Aug16\64.D	

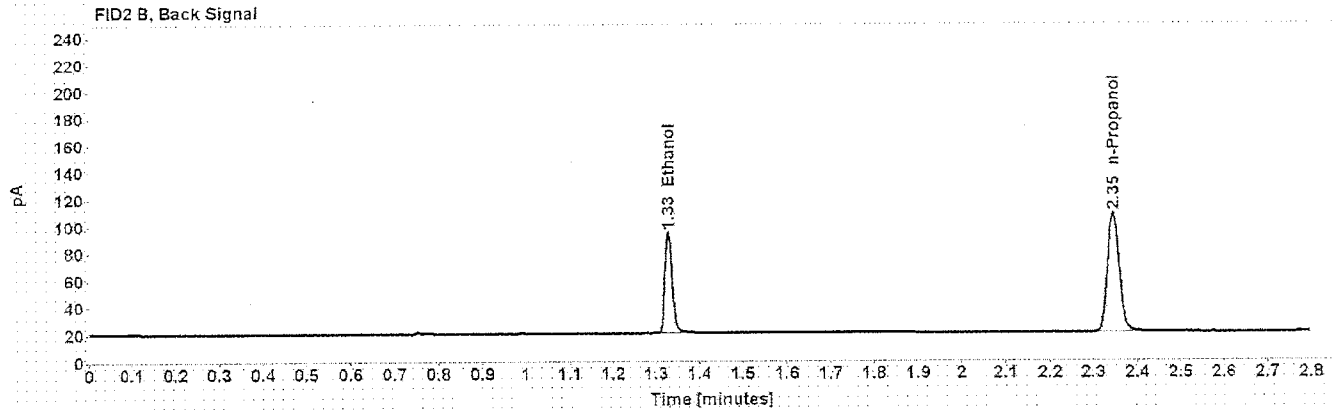
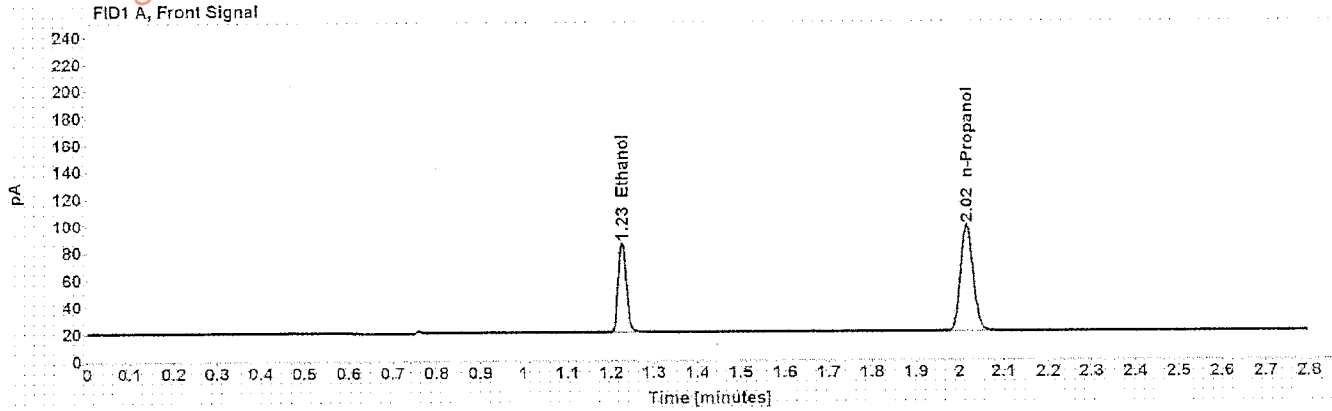


Table 1: FID 1 A (column DB-ALC1)

Compound	Amount (g/100mL)	Time (min)	Peak Area
>Ethanol	0.1518	1.226	85.530
n-Propanol	-----	2.016	161.914

Table 2: FID 2 B (column DB-ALC2)

Compound	Time (min)	Peak Area
Ethanol	1.328	87.028
n-Propanol	2.345	164.430

Scottsdale Police Department Crime Lab Volatiles Analysis

Sample: 0.40 Lipomed 05012012-C	Item number: 75
Injection date: 8/9/2016 6:32:26 PM	Vial: 75
Method: ethanol quant.M	Sequence: 09Aug16
Instrument: US14173023-CN14160045	Analyst: Langan
Data file: C:\Chem3211\Data\09Aug16\75.D	

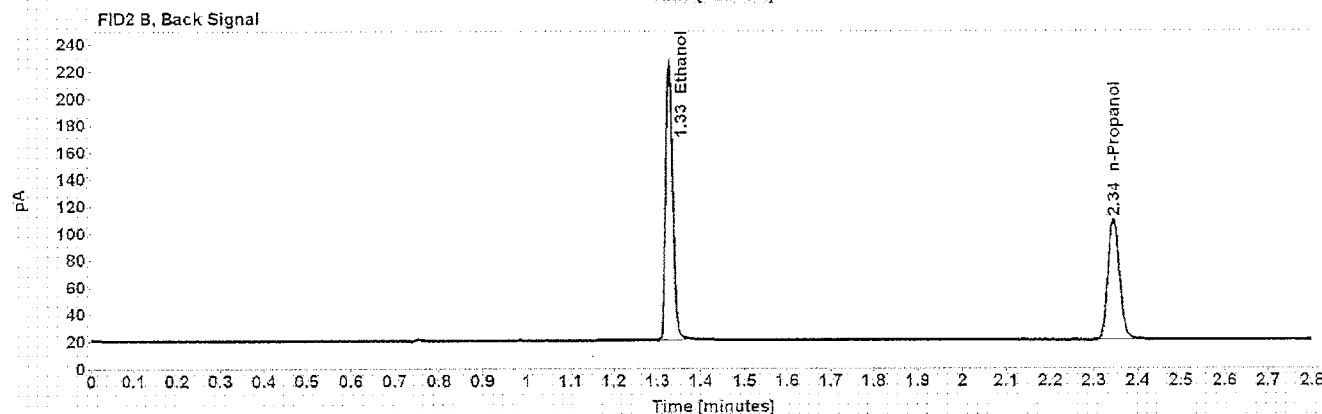
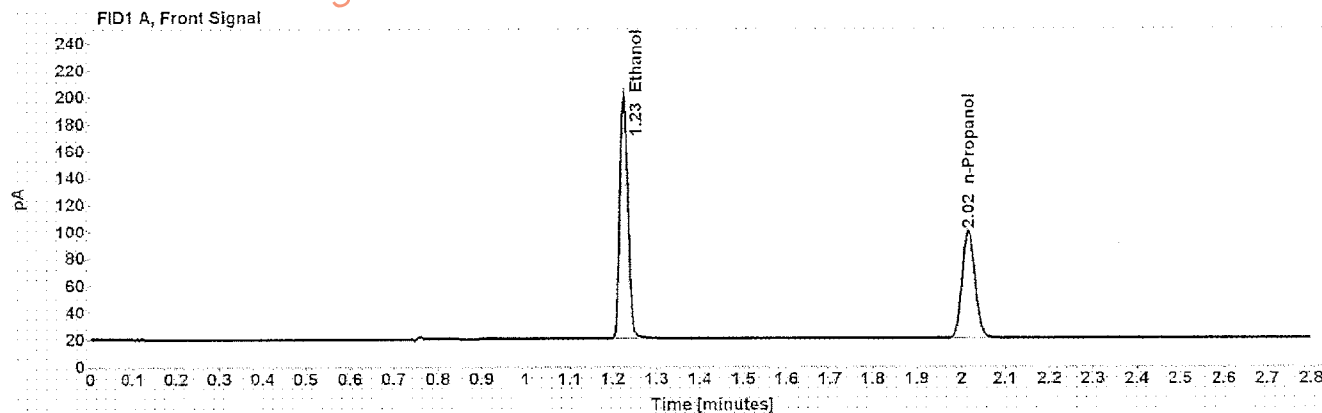


Table 1: FID 1 A (column DB-ALC1)

Compound	Amount (g/100mL)	Time (min)	Peak Area
>Ethanol	0.4038	1.225	231.352
n-Propanol	-----	2.016	164.247

Table 2: FID 2 B (column DB-ALC2)

Compound	Time (min)	Peak Area
Ethanol	1.327	235.188
n-Propanol	2.345	166.802

Scottsdale Police Department Crime Lab Volatiles Analysis

Dissemination is restricted to Criminal Justice Agencies and authorized Non-C.J. Agencies ONLY. Secondary dissemination to unauthorized agencies is PROHIBITED.
Scottsdale City Prosecutor

Sample: 0.04 Lipomed 30112011-B	Item number:
Injection date: 8/9/2016 6:36:26 PM	Vial: 76
Method: ethanol quant.M	Sequence: 09Aug16
Instrument: US14173023 CN14160045	Analyst: Langan <i>ML</i>
Data file: C:\Chem32\1\Data\09Aug16\76.D	

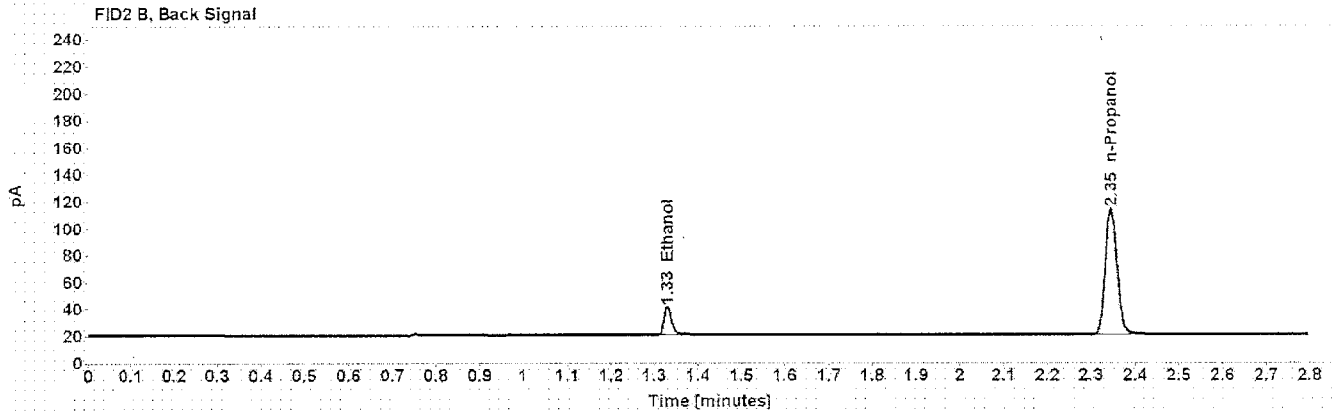
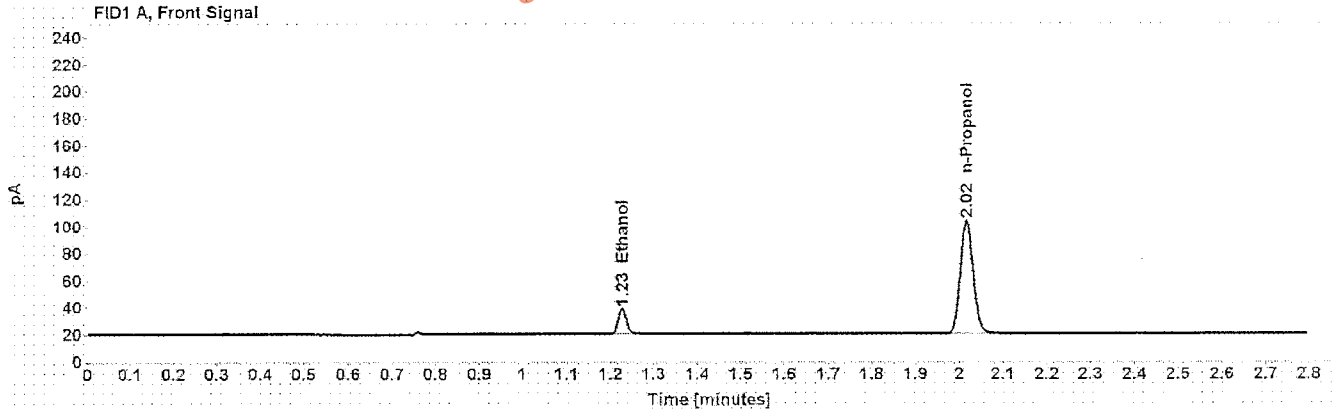


Table 1: FID 1 A (column DB-ALC1)

Compound	Amount (g/100mL)	Time (min)	Peak Area
>Ethanol	0.0407	1.227	24.116
n-Propanol	-----	2.016	171.871

Table 2: FID 2 B (column DB-ALC2)

Compound	Time (min)	Peak Area
Ethanol	1.330	24.307
n-Propanol	2.345	174.665

Scottsdale Police Department Crime Lab Volatiles Analysis

Sample:	0.20 ACQ 40210106076	Item number:	
Injection date:	8/9/2016 6:40:26 PM	Vial:	77
Method:	ethanol quant.M	Sequence:	09Aug16
Instrument:	US14173023 CN14160045	Analyst:	Langan <i>ML</i>
Data file:	C:\Chem3211\Data\09Aug16\77.D		

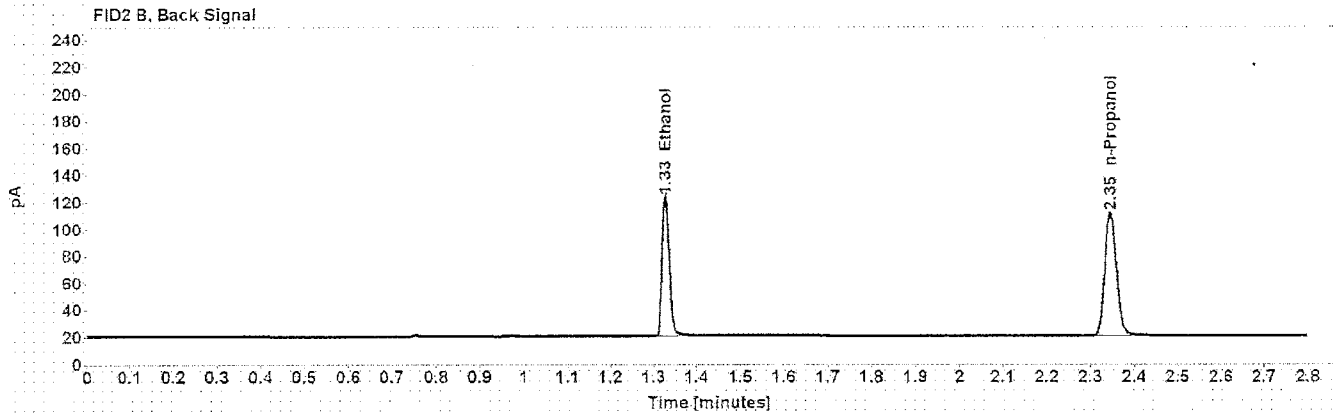
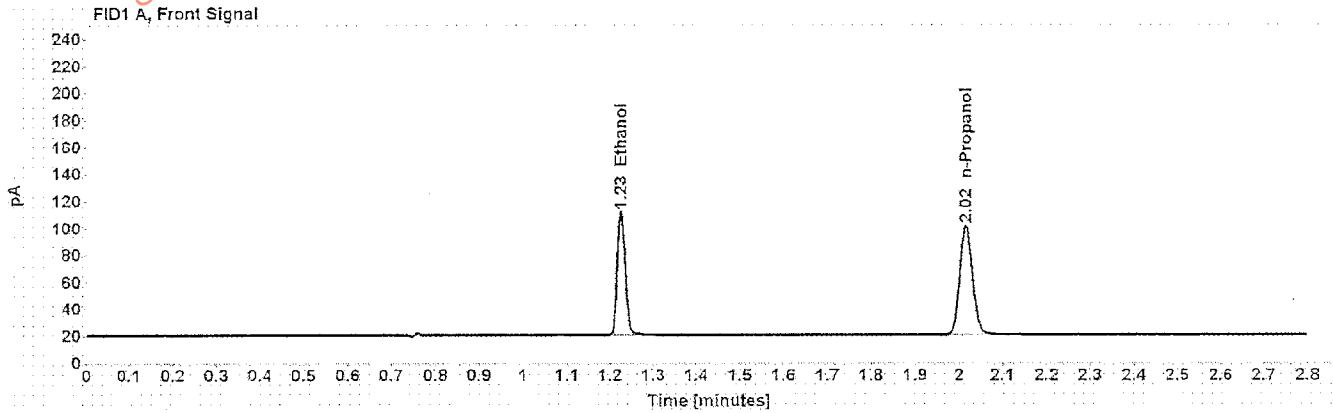


Table 1: FID 1 A (column DB-ALC1)

Compound	Amount (g/100mL)	Time (min)	Peak Area
>Ethanol	0.2032	1.226	118.241
n-Propanol	-----	2.017	167.101

Table 2: FID 2 B (column DB-ALC2)

Compound	Time (min)	Peak Area
Ethanol	1.328	120.313
n-Propanol	2.346	169.811

Scottsdale Police Department Crime Lab Volatiles Analysis

Dissemination is restricted to Criminal Justice Agencies and authorized Non-C.J. Agencies ONLY. Secondary dissemination to unauthorized agencies is PROHIBITED. Scottsdale City Prosecutor

Sample: blank 110215	Item number: 78
Injection date: 8/9/2016 6:44:26 PM	Vial: 78
Method: ethanol quant.M	Sequence: 09Aug16
Instrument: US14173023-CN14160045	Analyst: Langan <i>W</i>
Data file: C:\Chem32\110Data\09Aug16\78.D	

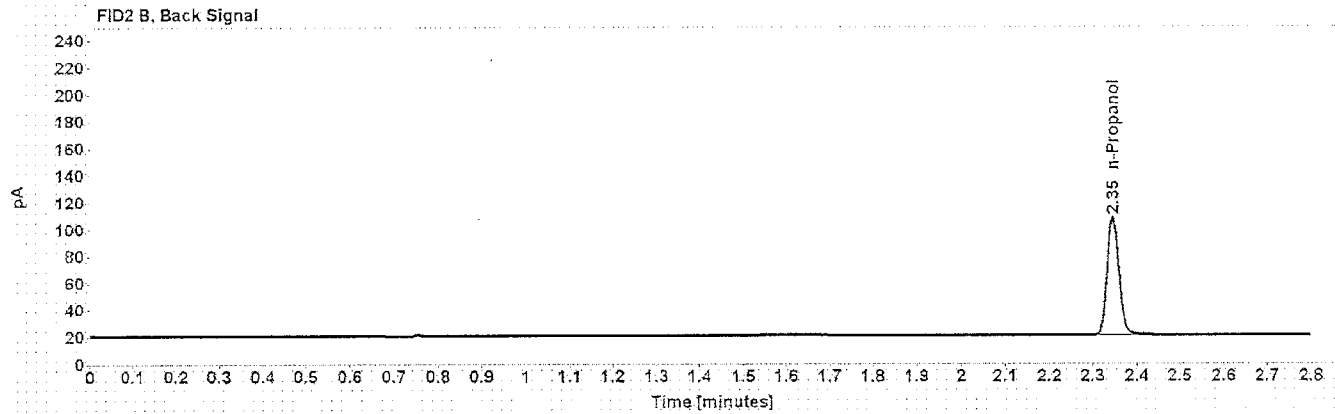
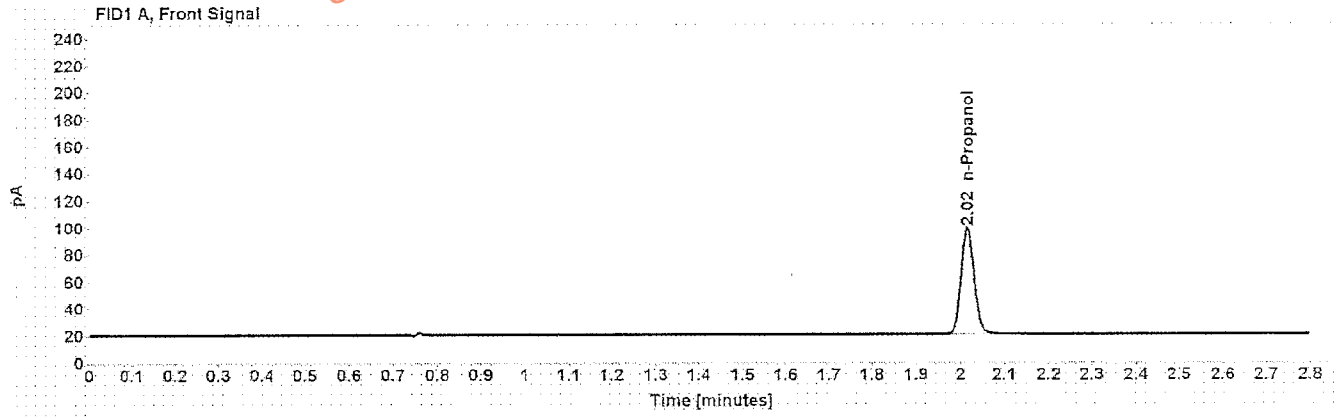


Table 1: FID 1 A (column DB-ALC1)

Compound	Amount (g/100mL)	Time (min)	Peak Area
n-Propanol	-----	2.016	161.835

Table 2: FID 2 B (column DB-ALC2)

Compound	Time (min)	Peak Area
n-Propanol	2.345	164.261

Sequence Summary

Sequence name: 09Aug16 Instrument: US14173023 CN14160045 Analyst: Langan

Vial	Sample	Type	Item Number	Method
1	0.02 Cerilliant FN08101401	Calibration		ethanol quant.M
2	0.10 Cerilliant FN06181501	Calibration		ethanol quant.M
3	0.20 Cerilliant FN07201502	Calibration		ethanol quant.M
4	0.40 Cerilliant FN11191402	Calibration		ethanol quant.M
5	blank 110215	Control		ethanol quant.M
6	volatiles mix 030916 ASL	Control		ethanol quant.M
7	0.40 Lipomed 05012012-C	Control		ethanol quant.M
8	0.04 Lipomed 30112011-B	Control		ethanol quant.M
9	0.20 ACQ 402101060/6	Control		ethanol quant.M
10	L16 [REDACTED]	Sample	1102709	ethanol quant.M
11	L16 [REDACTED]	Sample	1102709	ethanol quant.M
12	L16 [REDACTED]	Sample	1101313	ethanol quant.M
13	L16 [REDACTED]	Sample	1101313	ethanol quant.M
14	L16 [REDACTED]	Sample	1101250	ethanol quant.M
15	L16 [REDACTED]	Sample	1101250	ethanol quant.M
16	L16 [REDACTED]	Sample	1102384	ethanol quant.M
17	L16 [REDACTED]	Sample	1102384	ethanol quant.M
18	L16 [REDACTED]	Sample	312-01A	ethanol quant.M
19	L16 [REDACTED]	Sample	312-01A	ethanol quant.M
20	0.080 Lipomed 14112011-A	Control		ethanol quant.M
21	L16 [REDACTED]	Sample	279-01A	ethanol quant.M
22	L16 [REDACTED]	Sample	279-01A	ethanol quant.M
23	L16 [REDACTED]	Sample	125-01A	ethanol quant.M
24	L16 [REDACTED]	Sample	125-01A	ethanol quant.M
25	L16 [REDACTED]	Sample	125-01A	ethanol quant.M
26	L16 [REDACTED]	Sample	125-01A	ethanol quant.M
27	L16 [REDACTED]	Sample	310-01A	ethanol quant.M
28	L16 [REDACTED]	Sample	310-01A	ethanol quant.M
29	L16 [REDACTED]	Sample	279-01A	ethanol quant.M
30	L16 [REDACTED]	Sample	279-01A	ethanol quant.M
31	0.150 Lipomed 11012012-C	Control		ethanol quant.M
32	L16 [REDACTED]	Sample	200-01A	ethanol quant.M
33	L16 [REDACTED]	Sample	200-01A	ethanol quant.M
34	L16 [REDACTED]	Sample	279-01A	ethanol quant.M
35	L16 [REDACTED]	Sample	279-01A	ethanol quant.M
36	L16 [REDACTED]	Sample	1103661	ethanol quant.M
37	L16 [REDACTED]	Sample	1103661	ethanol quant.M
38	L16 [REDACTED]	Sample	1103659	ethanol quant.M
39	L16 [REDACTED]	Sample	1103659	ethanol quant.M
40	L16 [REDACTED]	Sample	1103602	ethanol quant.M
41	L16 [REDACTED]	Sample	1103602	ethanol quant.M
42	0.20 ACQ 402101060/6 <i>AS 8-10-16</i>	Control		ethanol quant.M
43	L16 [REDACTED]	Sample	1102983	ethanol quant.M
44	L16 [REDACTED]	Sample	1102983	ethanol quant.M
45	L16 [REDACTED]	Sample	1102716	ethanol quant.M
46	L16 [REDACTED]	Sample	1102716	ethanol quant.M
47	L16 [REDACTED]	Sample	1104517	ethanol quant.M

Dissemination is restricted to Criminal Justice Agencies and authorized Non-C.J. Agencies ONLY. Secondary dissemination to unauthorized agencies is PROHIBITED.

Sequence Summary

48	L16	[REDACTED]	Sample	1104517	ethanol quant.M
49	L16	[REDACTED]	Sample	1102569	ethanol quant.M
50	L16	[REDACTED]	Sample	1102569	ethanol quant.M
51	L16	[REDACTED]	Sample	1104526	ethanol quant.M
52	L16	[REDACTED]	Sample	1104526	ethanol quant.M
53	0.080 Lipomed 14112011-A	[REDACTED]	Control		ethanol quant.M
54	L16	[REDACTED]	Sample	1102701	ethanol quant.M
55	L16	[REDACTED]	Sample	1102701	ethanol quant.M
56	L16	[REDACTED]	Sample	1103671	ethanol quant.M
57	L16	[REDACTED]	Sample	1103671	ethanol quant.M
58	L16	[REDACTED]	Sample	1103667	ethanol quant.M
59	L16	[REDACTED]	Sample	1103667	ethanol quant.M
60	L16	[REDACTED]	Sample	1102721	ethanol quant.M
61	L16	[REDACTED]	Sample	1102721	ethanol quant.M
62	L16	[REDACTED]	Sample	1069122	ethanol quant.M
63	L16	[REDACTED]	Sample	1069122	ethanol quant.M
64	0.150 Lipomed 11012012-C	[REDACTED]	Control		ethanol quant.M
65	L16	[REDACTED]	Sample	1103775	ethanol quant.M
66	L16	[REDACTED]	Sample	1103775	ethanol quant.M
67	L16	[REDACTED]	Sample	1105355 -11053355- AD 8-10-16	ethanol quant.M
68	L16	[REDACTED]	Sample	1105355 11053355- N 8-10-16	ethanol quant.M
69	L16	[REDACTED]	Sample	1104138 110438 AD 8-10-16	ethanol quant.M
70	L16	[REDACTED]	Sample	1104138 110438 AD 8-10-16	ethanol quant.M
71	L16	[REDACTED]	Sample	1104686	ethanol quant.M
72	L16	[REDACTED]	Sample	1104686	ethanol quant.M
73	L16	[REDACTED]	Sample	1044138	ethanol quant.M
74	L16	[REDACTED]	Sample	1044138	ethanol quant.M
75	0.40 Lipomed 05012012-C	[REDACTED]	Control		ethanol quant.M
76	0.04 Lipomed 30112011-B	[REDACTED]	Control		ethanol quant.M
77	0.20 ACQ 402101060/6	[REDACTED]	Control		ethanol quant.M
78	blank 110215	[REDACTED]	Control		ethanol quant.M

Dissemination is restricted to Criminal Justice Agencies and authorized Non-C.J. Agencies ONLY. Secondary dissemination to unauthorized agencies is PROHIBITED.
 Stottsdale City Prosecutor

Scottsdale Police Department Crime Lab Volatiles Analysis

Sample:	[REDACTED]	Item number:	1102709
Injection date:	8/9/2016 2:09:40 PM	Vial:	10
Method:	ethanol quant.M	Sequence:	09Aug16
Instrument:	US14173023 CN14160045	Analyst:	Langan
Data file:	C:\Chem32\1\Data\09Aug16\10.D		

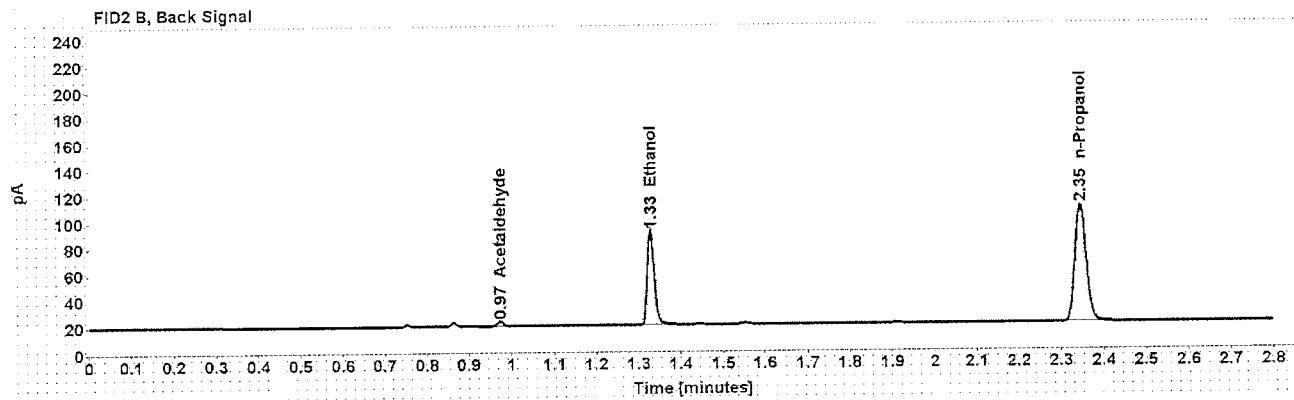
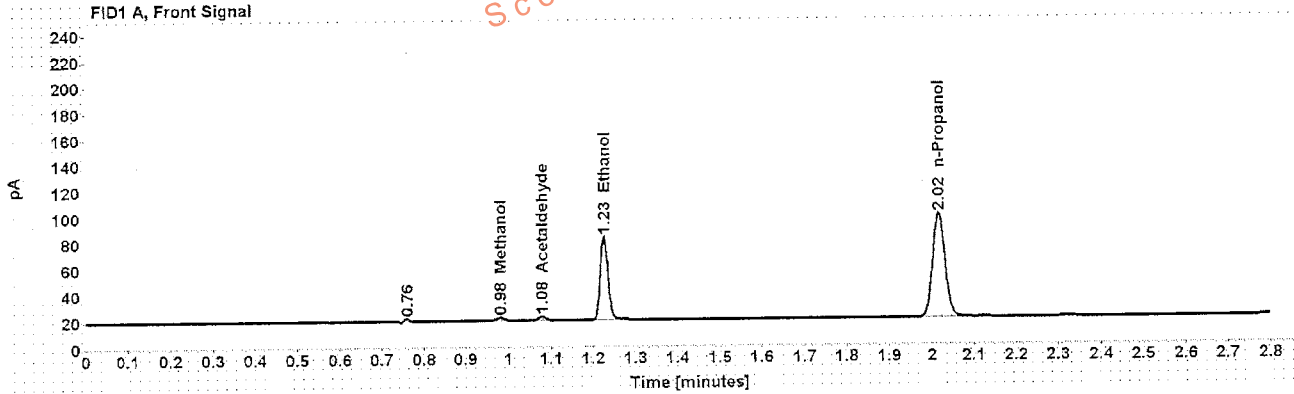


Table 1: FID 1 A (column DB-ALC1)

Compound	Amount (g/100mL)	Time (min)	Peak Area
Methanol	-----	0.982	2.877
Acetaldehyde	-----	1.080	3.099
>Ethanol	0.1447	1.226	82.045
n-Propanol	-----	2.016	162.977

Table 2: FID 2 B (column DB-ALC2)

Compound	Time (min)	Peak Area
Acetaldehyde	0.973	3.233
Ethanol	1.328	83.401
n-Propanol	2.345	166.243

Scottsdale Police Department Crime Lab Volatiles Analysis

Sample: [REDACTED]	Item number: 1102709
Injection date: 8/9/2016 2:13:40 PM	Vial: 11
Method: ethanol quant.M	Sequence: 09Aug16
Instrument: US14173023 CN14160045	Analyst: Langan
Data file: C:\Chem32\11\Data\09Aug16\11.D	

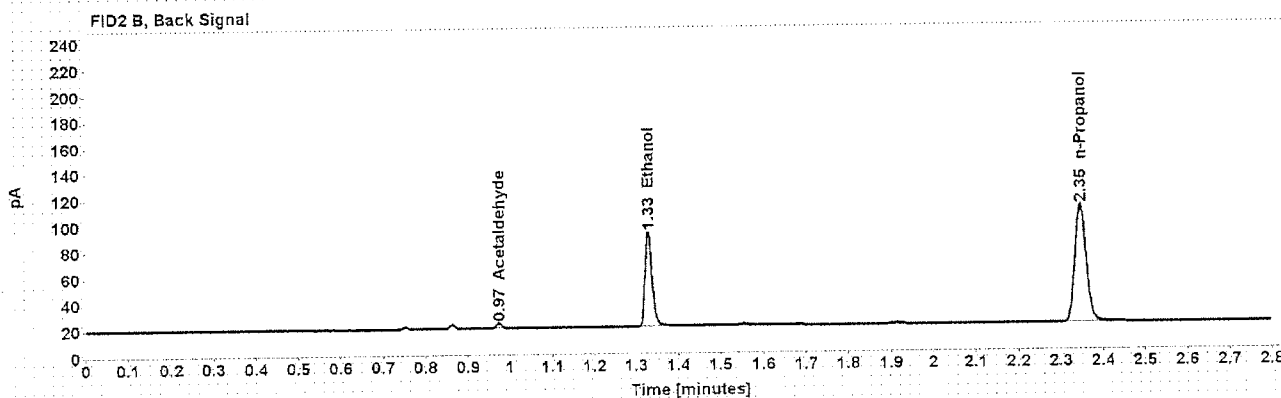
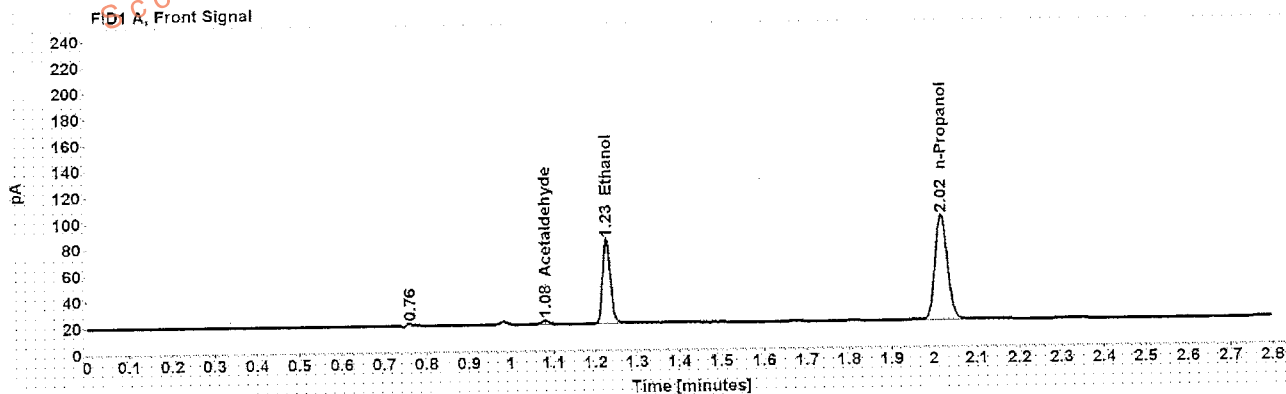


Table 1: FID 1 A (column DB-ALC1)

Compound	Amount (g/100mL)	Time (min)	Peak Area
Acetaldehyde	-----	1.080	3.083
>Ethanol	0.1446	1.227	82.616
n-Propanol	-----	2.017	164.187

Table 2: FID 2 B (column DB-ALC2)

Compound	Time (min)	Peak Area
Acetaldehyde	0.974	3.231
Ethanol	1.329	83.904
n-Propanol	2.346	166.403

Scottsdale Police Department Crime Lab Volatiles Analysis

Sample: [REDACTED]	Item number: 1101313
Injection date: 8/9/2016 2:17:40 PM	Vial: 12
Method: ethanol quant.M	Sequence: 09Aug16
Instrument: US14173023 CN14160045	Analyst: Langan
Data file: C:\Chem32\1\Data\09Aug16\12.D	

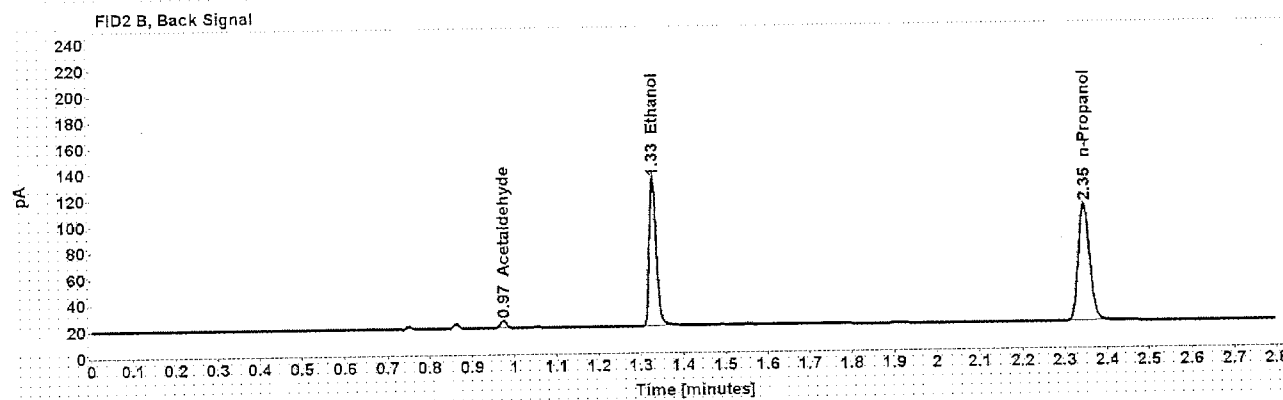
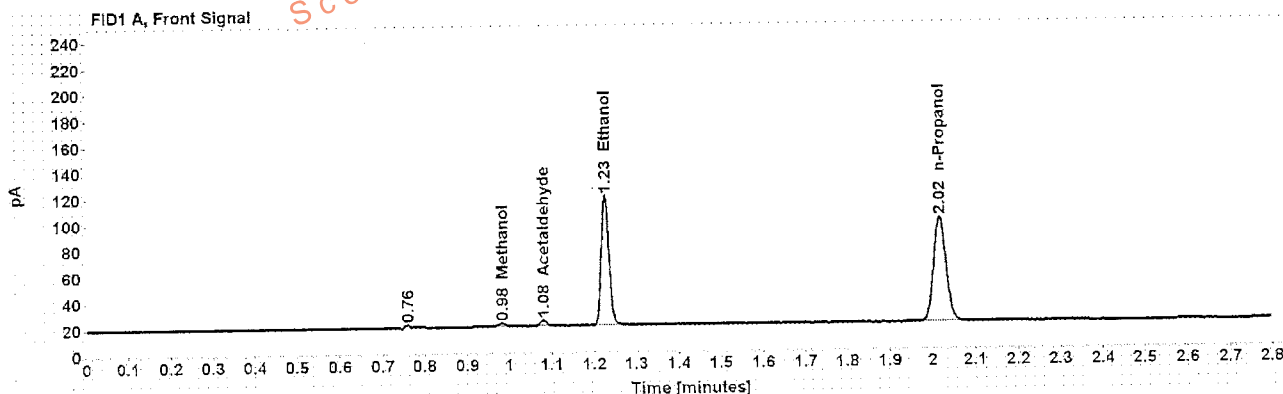


Table 1: FID 1 A (column DB-ALC1)

Compound	Amount (g/100mL)	Time (min)	Peak Area
Methanol	-----	0.982	3.110
Acetaldehyde	-----	1.080	4.962
>Ethanol	0.2255	1.226	128.052
n-Propanol	-----	2.017	163.022

Table 2: FID 2 B (column DB-ALC2)

Compound	Time (min)	Peak Area
Acetaldehyde	0.974	5.190
Ethanol	1.328	130.121
n-Propanol	2.346	166.363

Case: [REDACTED] User: alangan 8/10/2016

Scottsdale Police Department Crime Lab Volatiles Analysis

Sample: [REDACTED] Item number: 1101313
Injection date: 8/9/2016 2:21:56 PM Vial: 13
Method: ethanol quant.M Sequence: 09Aug16
Instrument: US14173023 CN14160045 Analyst: Langan
Data file: C:\Chem32\1\Data\09Aug16\113.D

Dissemination is restricted to Criminal Justice Agencies and authorized Non-C.J. Agencies ONLY. Secondary dissemination to unauthorized agencies is PROHIBITED.
Scottsdale City Prosecutor

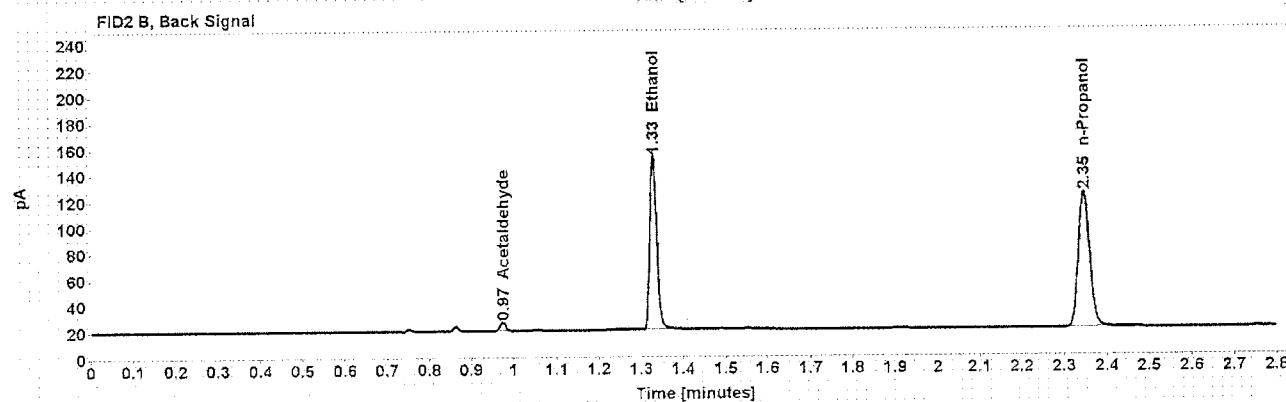
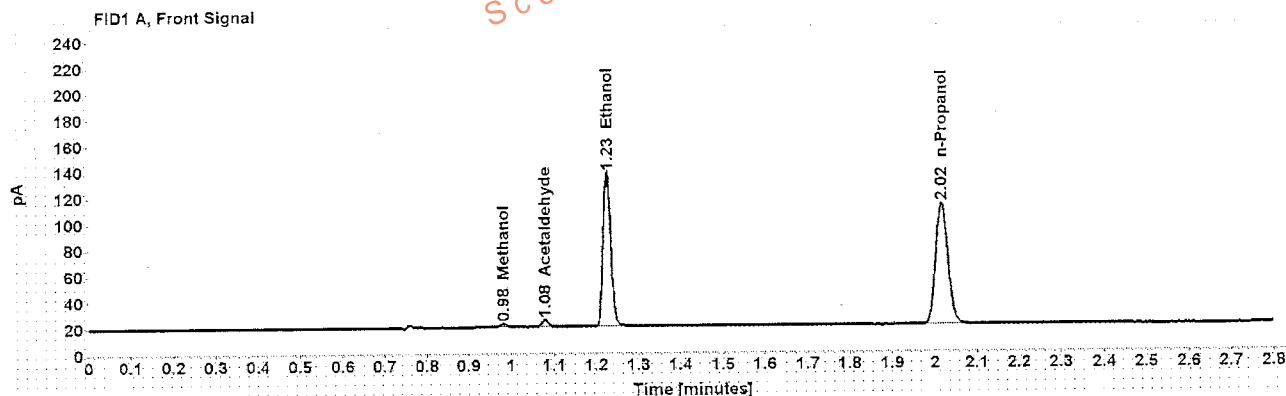


Table 1: FID 1 A (column DB-ALC1)

Compound	Amount (g/100mL)	Time (min)	Peak Area
Methanol	-----	0.982	3.185
Acetaldehyde	-----	1.080	5.616
>Ethanol	0.2305	1.226	151.414
n-Propanol	-----	2.017	188.571

Table 2: FID 2 B (column DB-ALC2)

Compound	Time (min)	Peak Area
Acetaldehyde	0.974	5.835
Ethanol	1.329	154.091
n-Propanol	2.346	192.354

Scottsdale Police Department Crime Lab Volatiles Analysis

Sample: [REDACTED]	Item number: 1101250
Injection date: 8/9/2016 2:25:56 PM	Vial: 14
Method: ethanol quanti.M	Sequence: 09Aug16
Instrument: US14173023 CN14160045	Analyst: Langan
Data file: C:\Chem32\11\Data\09Aug16\14.D	

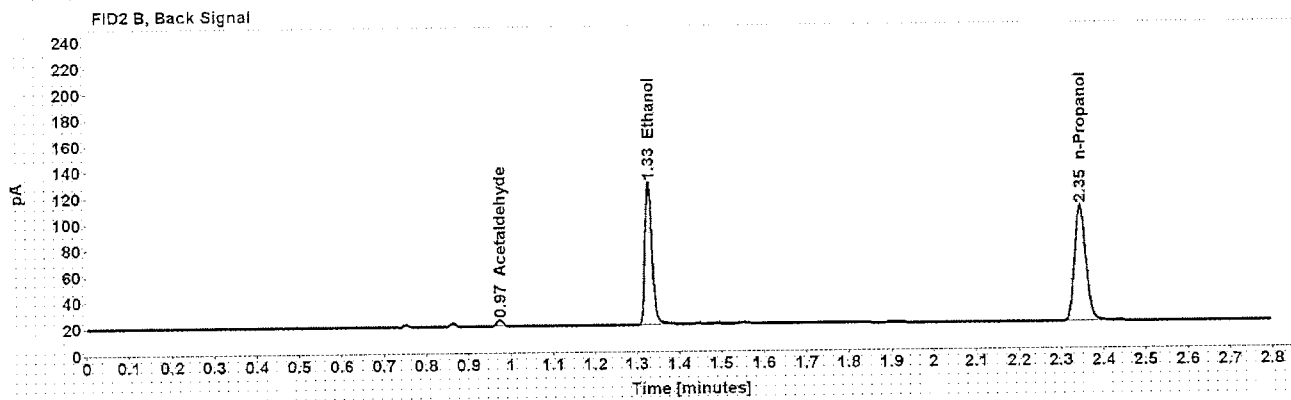
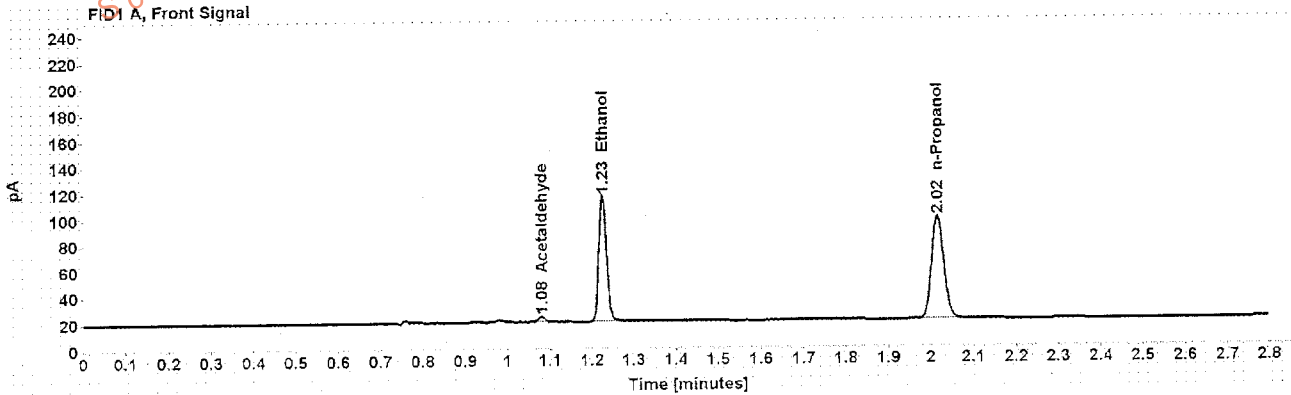


Table 1: FID 1 A (column DB-ALC1)

Compound	Amount (g/100mL)	Time (min)	Peak Area
Acetaldehyde	-----	1.080	4.391
>Ethanol	0.2218	1.226	124.222
n-Propanol	-----	2.016	160.767

Table 2: FID 2 B (column DB-ALC2)

Compound	Time (min)	Peak Area
Acetaldehyde	0.973	4.598
Ethanol	1.328	126.318
n-Propanol	2.345	164.411

Scottsdale Police Department Crime Lab Volatiles Analysis

Sample: [REDACTED]	Item number: 1101250
Injection date: 8/9/2016 2:29:56 PM	Vial: 15
Method: ethanol quant.M	Sequence: 09Aug16
Instrument: US1473023.GN14160045	Analyst: Langan
Data file: C:\Chem3211\Data\09Aug16\15.D	

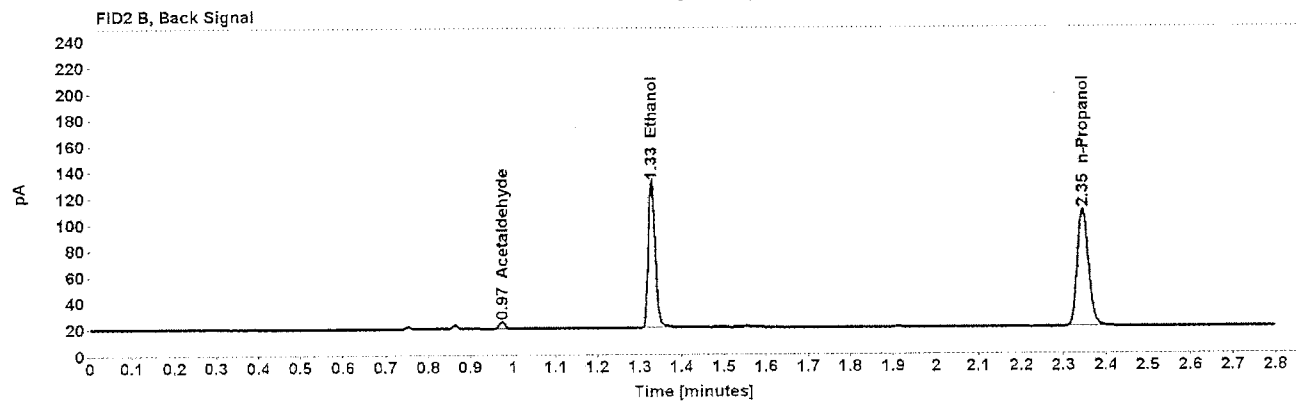
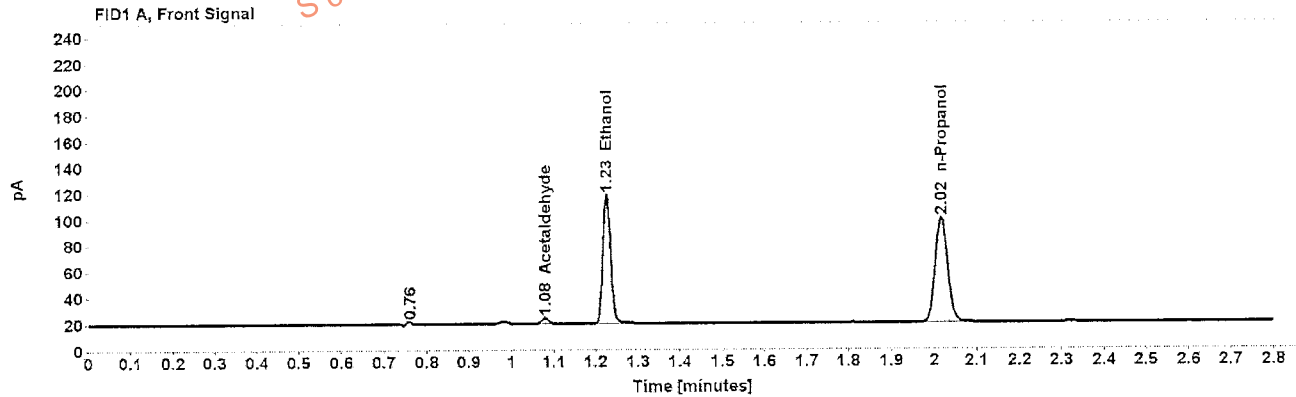


Table 1: FID 1 A (column DB-ALC1)

Compound	Amount (g/100mL)	Time (min)	Peak Area
Acetaldehyde	-----	1.080	4.488
>Ethanol	0.2226	1.226	126.947
n-Propanol	-----	2.017	163.667

Table 2: FID 2 B (column DB-ALC2)

Compound	Time (min)	Peak Area
Acetaldehyde	0.974	4.682
Ethanol	1.328	129.236
n-Propanol	2.346	166.901

Scottsdale Police Department Crime Lab Volatiles Analysis

Sample: [REDACTED]	Item number: 1102384
Injection date: 8/9/2016 2:33:56 PM	Vial: 16
Method: ethanol quant.M	Sequence: 09Aug16
Instrument: US14173023 CN14160045	Analyst: Langan
Data file: C:\Chem32\1\Data\09Aug16\16.D	

Dissemination is restricted to Criminal Justice Agencies and authorized Non-C.J. Agencies ONLY. Secondary dissemination to unauthorized agencies is PROHIBITED.
Scottsdale City Prosecutor

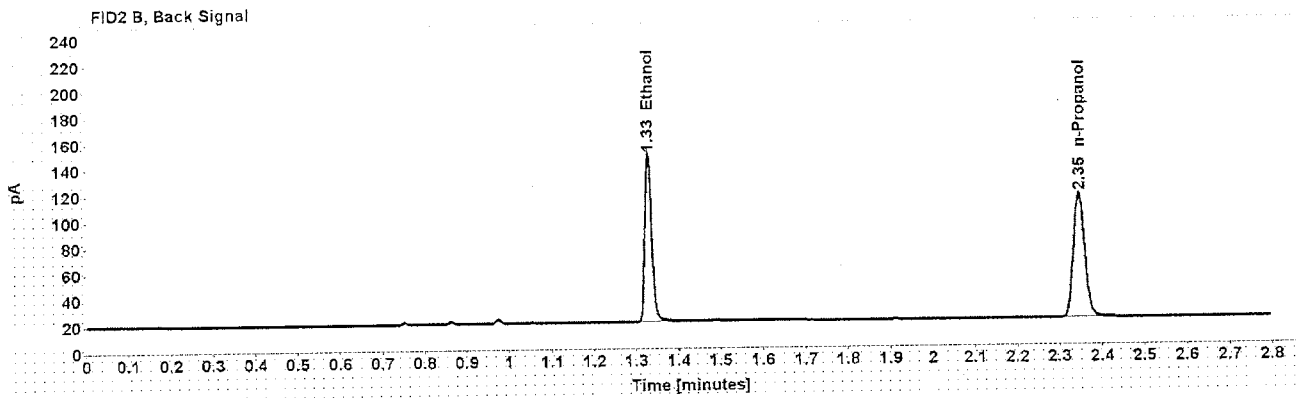
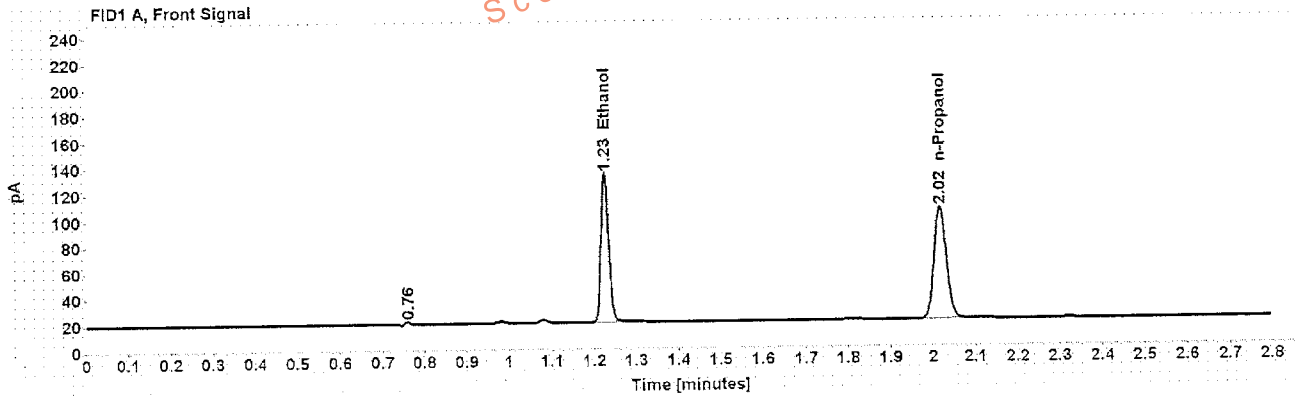


Table 1: FID 1 A (column DB-ALC1)

Compound	Amount (g/100mL)	Time (min)	Peak Area
>Ethanol	0.2404	1.226	145.892
n-Propanol	-----	2.017	174.176

Table 2: FID 2 B (column DB-ALC2)

Compound	Time (min)	Peak Area
Ethanol	1.329	148.616
n-Propanol	2.346	177.471

Case: [REDACTED] User: alangan 8/10/2016

Scottsdale Police Department Crime Lab Volatiles Analysis

Sample: [REDACTED] Item number: 1102384
Injection date: 8/9/2016 2:37:55 PM Vial: 17
Method: ethanol quant.M Sequence: 09Aug16
Instrument: US14173023 CN14160045 Analyst: Langan
Data file: C:\Chem32\1\Data\09Aug16\17.D

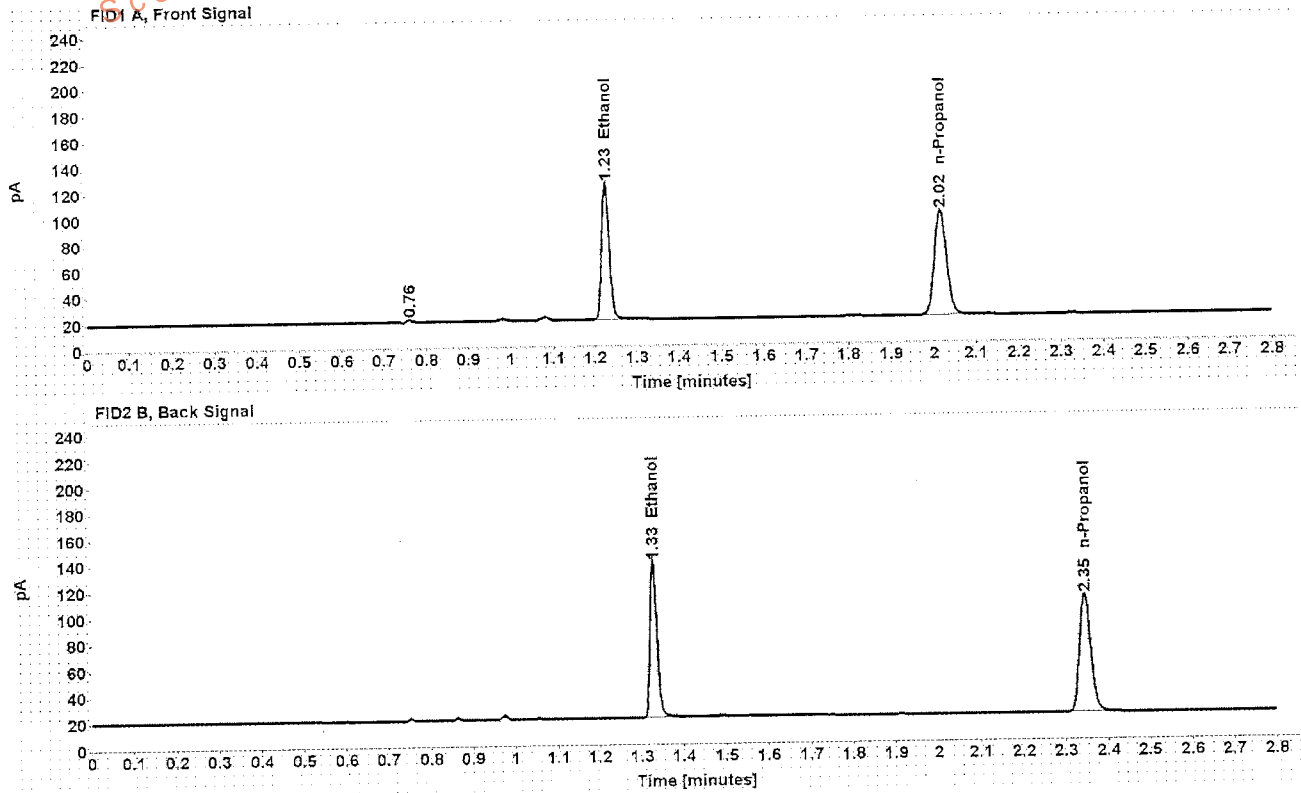


Table 1: FID 1 A (column DB-ALC1)

Compound	Amount (g/100mL)	Time (min)	Peak Area
>Ethanol	0.2366	1.226	135.188
n-Propanol	-----	2.017	163.950

Table 2: FID 2 B (column DB-ALC2)

Compound	Time (min)	Peak Area
Ethanol	1.329	137.583
n-Propanol	2.346	167.016

Scottsdale Police Department Crime Lab Volatiles Analysis

Sample: [REDACTED]	Item number: 312-01A
Injection date: 8/9/2016 2:41:56 PM	Vial: 18
Method: ethanol quant.M	Sequence: 09Aug16
Instrument: US14173023, CN14160045	Analyst: Langan
Data file: C:\Chem3211\Data\09Aug16\18.D	

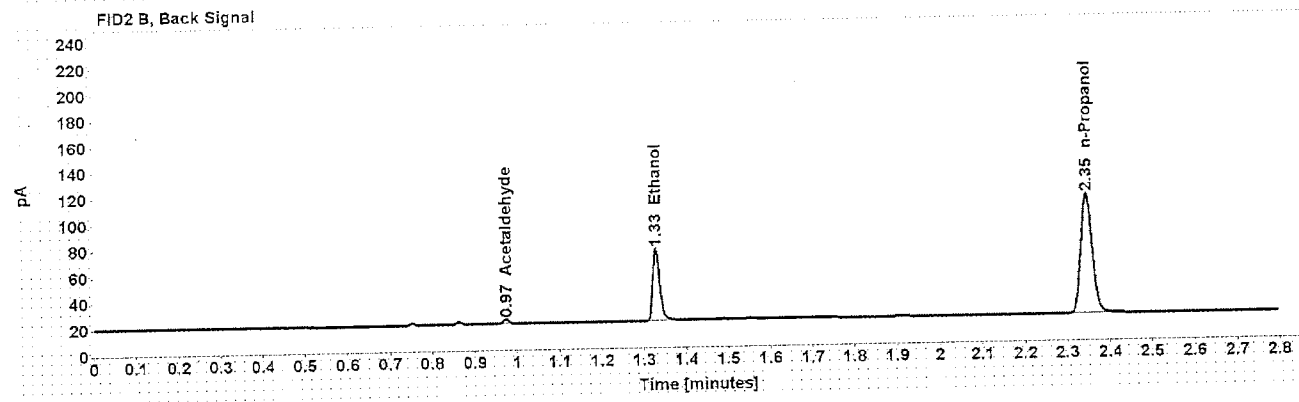
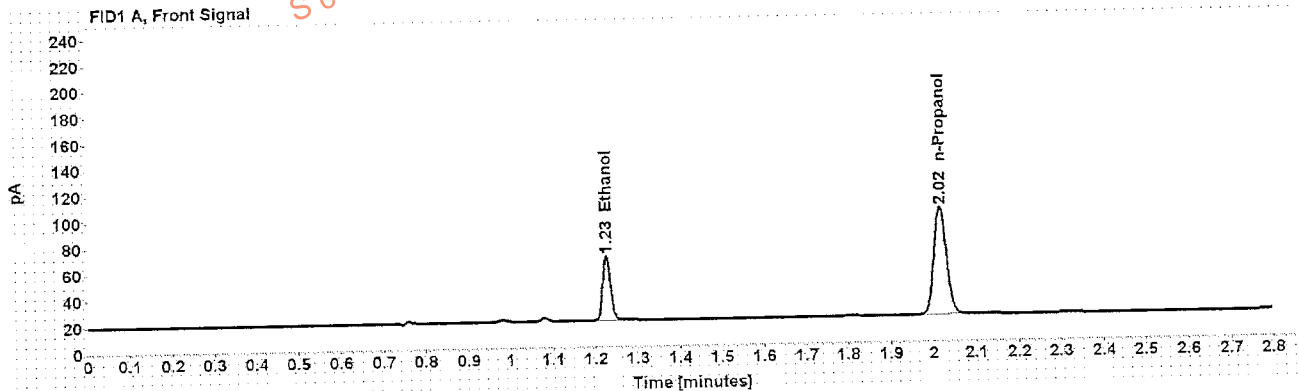


Table 1: FID 1 A (column DB-ALC1)

Compound	Amount (g/100mL)	Time (min)	Peak Area
>Ethanol	0.1089	1.226	63.276
n-Propanol	-----	2.016	167.156

Table 2: FID 2 B (column DB-ALC2)

Compound	Time (min)	Peak Area
Acetaldehyde	0.973	2.935
Ethanol	1.328	64.086
n-Propanol	2.345	170.471

Scottsdale Police Department Crime Lab Volatiles Analysis

Sample: [REDACTED]	Item number: 312-01A
Injection date: 8/9/2016 2:46:11 PM	Vial: 19
Method: ethanol quant.M	Sequence: 09Aug16
Instrument: US14173023 CN14160045	Analyst: Langan
Data file: C:\Chem32\11\Data\09Aug16\19.D	

Dissemination is restricted to Criminal Justice Agencies and authorized Non-C.J. Agencies ONLY. Secondary dissemination to unauthorized agencies is PROHIBITED.
 Scottsdale City Prosecutor

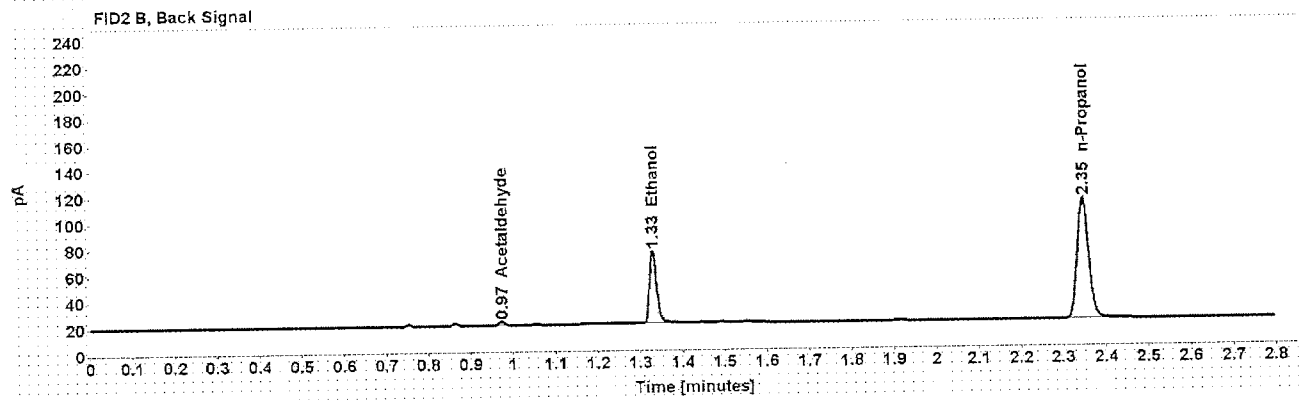
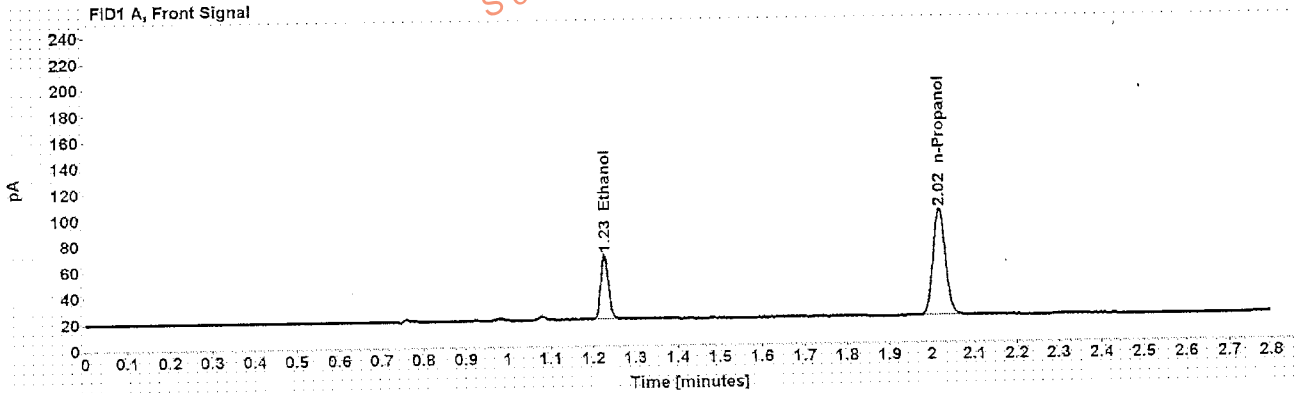


Table 1: FID 1 A (column DB-ALC1)

Compound	Amount (g/100mL)	Time (min)	Peak Area
>Ethanol	0.1092	1.227	63.308
n-Propanol	-----	2.017	166.852

Table 2: FID 2 B (column DB-ALC2)

Compound	Time (min)	Peak Area
Acetaldehyde	0.974	2.875
Ethanol	1.330	64.477
n-Propanol	2.346	170.434

Case: [REDACTED] User: alangan 8/10/2016

Scottsdale Police Department Crime Lab Volatiles Analysis

Sample: [REDACTED] Item number: 279-01A
Injection date: 8/9/2016 2:54:10 PM Vial: 21
Method: ethanol quant.M Sequence: 09Aug16
Instrument: US14173023 CN14160045 Analyst: Langan
Data file: C:\Chem32\11\Data\09Aug16\21.D

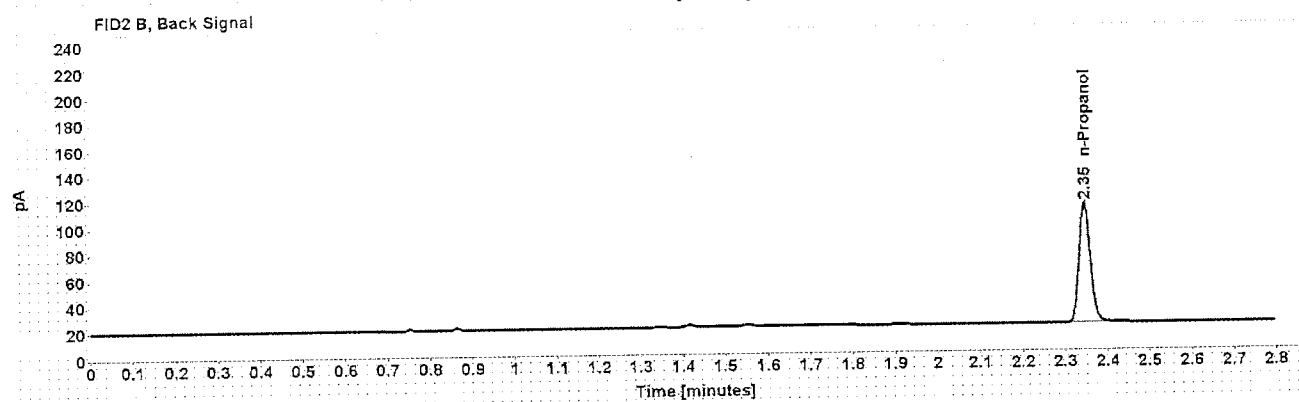
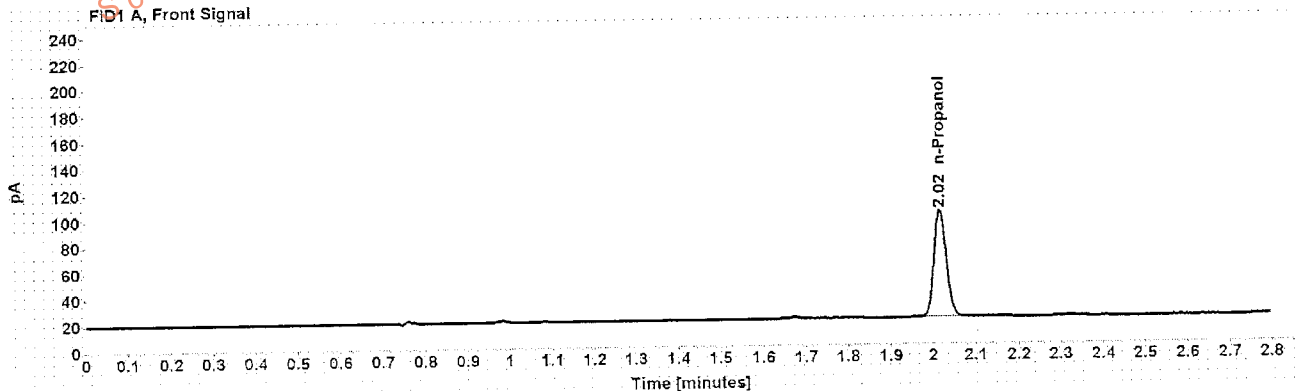


Table 1: FID 1 A (column DB-ALC1)

Compound	Amount (g/100mL)	Time (min)	Peak Area
n-Propanol	-----	2.017	167.035

Table 2: FID 2 B (column DB-ALC2)

Compound	Time (min)	Peak Area
n-Propanol	2.346	170.777

Case: [REDACTED] User: alangan 8/10/2016

Scottsdale Police Department Crime Lab Volatiles Analysis

Sample:	[REDACTED]	Item number:	279-01A
Injection date:	8/9/2016 2:58:11 PM	Vial:	22
Method:	ethanol quant.M	Sequence:	09Aug16
Instrument:	US14173023.CN14160045	Analyst:	Langan
Data file:	C:\Chem3211\Data\09Aug16\22.D		

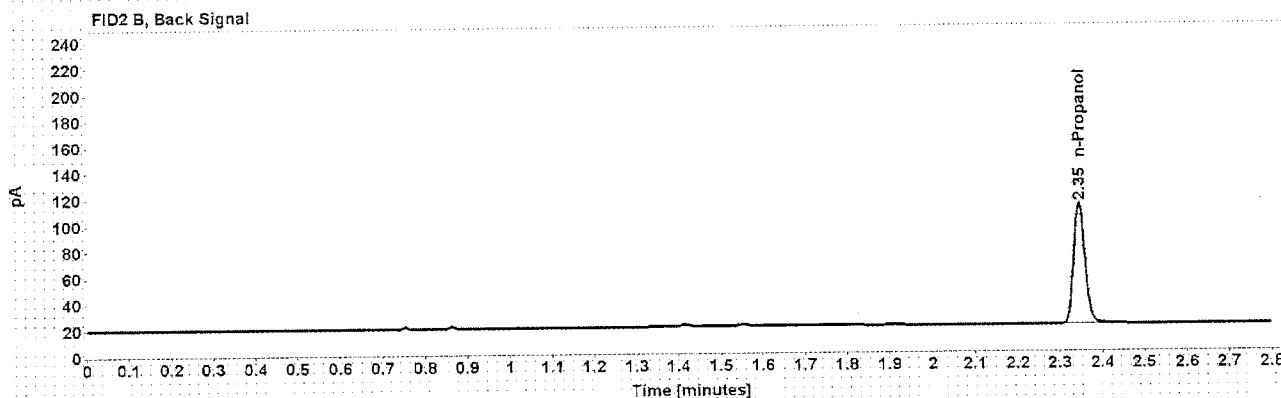
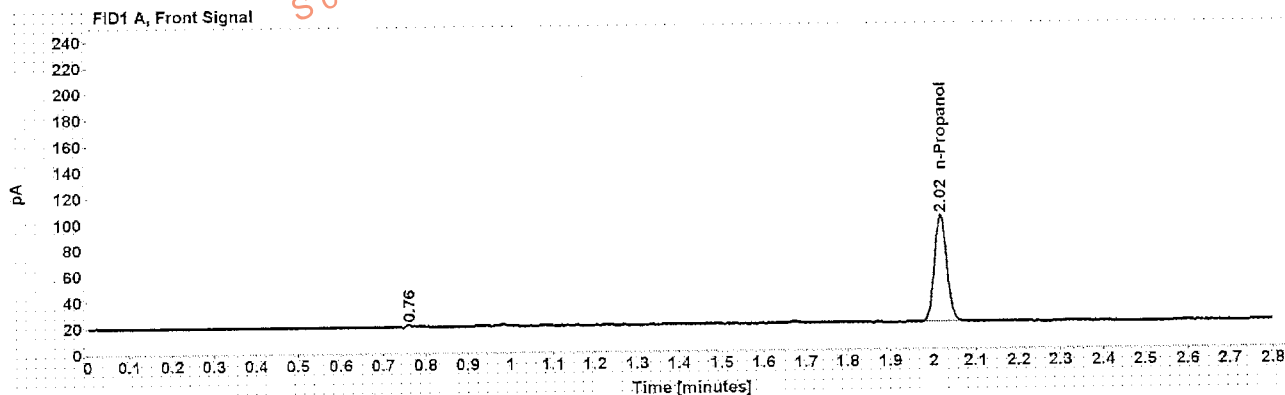


Table 1: FID 1 A (column DB-ALC1)

Compound	Amount (g/100mL)	Time (min)	Peak Area
n-Propanol	-----	2.017	167.280

Table 2: FID 2 B (column DB-ALC2)

Compound	Time (min)	Peak Area
n-Propanol	2.346	171.009

Case: [REDACTED] User: alangan 8/10/2016

Scottsdale Police Department Crime Lab Volatiles Analysis

Sample: [REDACTED] Item number: 125-01A
Injection date: 8/9/2016 3:02:10 PM Vial: 23
Method: ethanol quant.M Sequence: 09Aug16
Instrument: US14173023 CN14160045 Analyst: Langan
Data file: C:\Chem32\1\Data\09Aug16\23.D

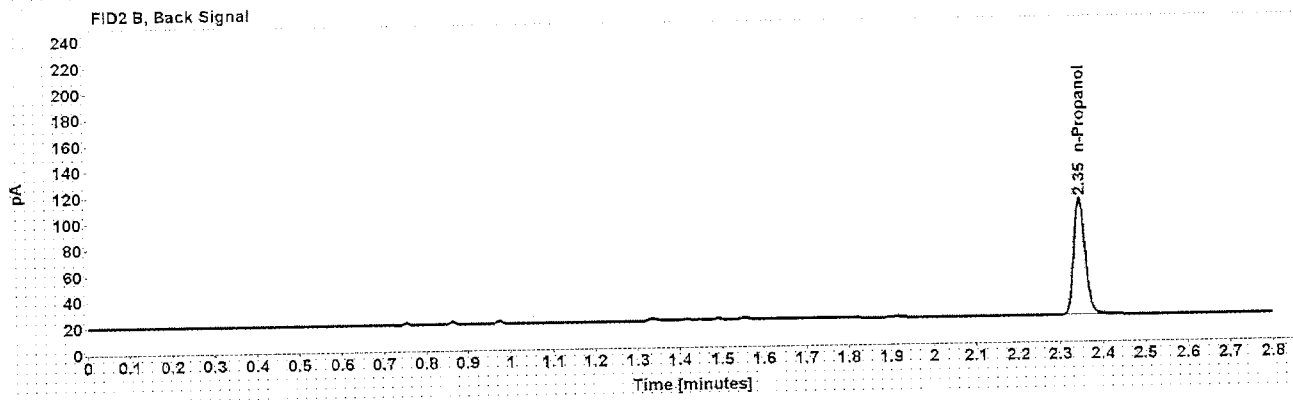
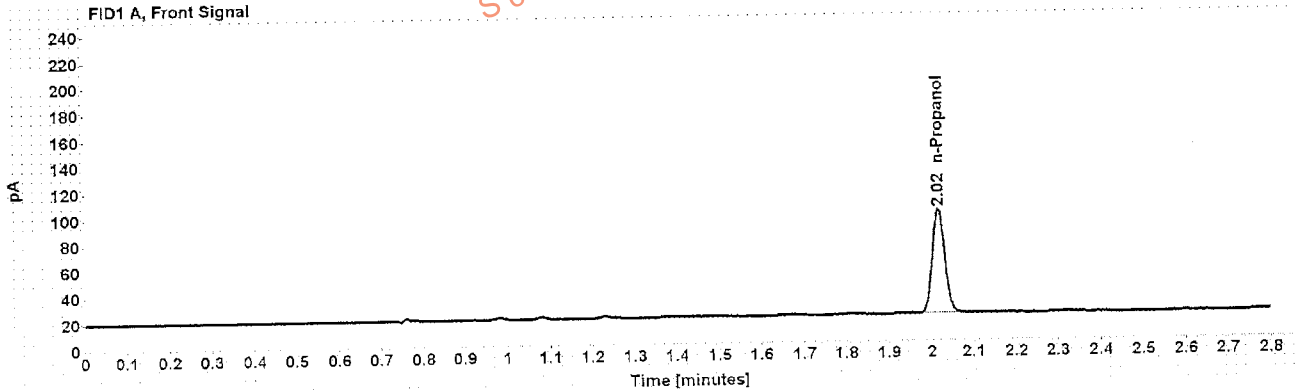


Table 1: FID 1 A (column DB-ALC1)

Compound	Amount (g/100mL)	Time (min)	Peak Area
n-Propanol	-----	2.017	163.137

Table 2: FID 2 B (column DB-ALC2)

Compound	Time (min)	Peak Area
n-Propanol	2.346	166.584

Case: [REDACTED] User: alangan 8/10/2016

Scottsdale Police Department Crime Lab Volatiles Analysis

Sample: [REDACTED] Item number: 125-01A
Injection date: 8/9/2016 3:06:11 PM Vial: 24
Method: ethanol quant.M Sequence: 09Aug16
Instrument: US14173023 CN14160045 Analyst: Langan
Data file: C:\Chem32\11\Data\09Aug16\24.D

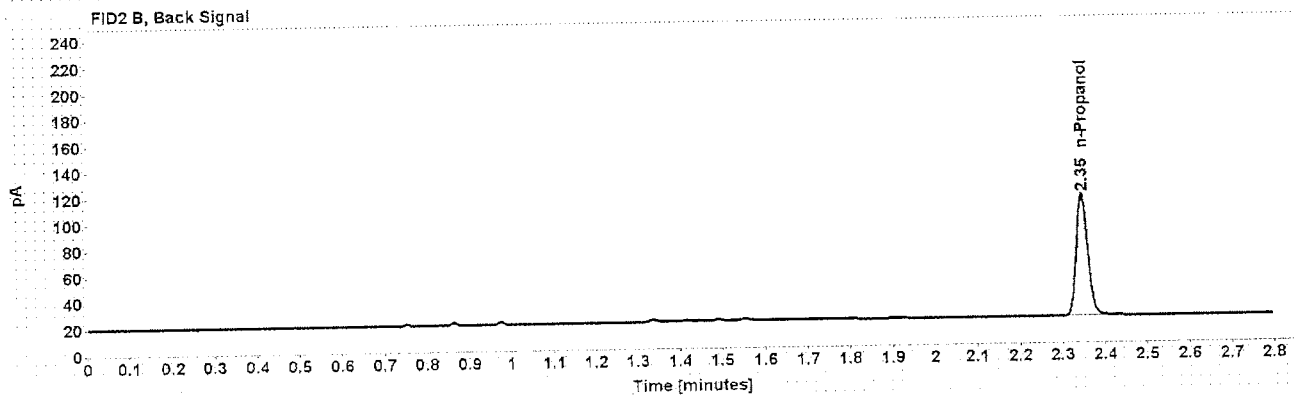
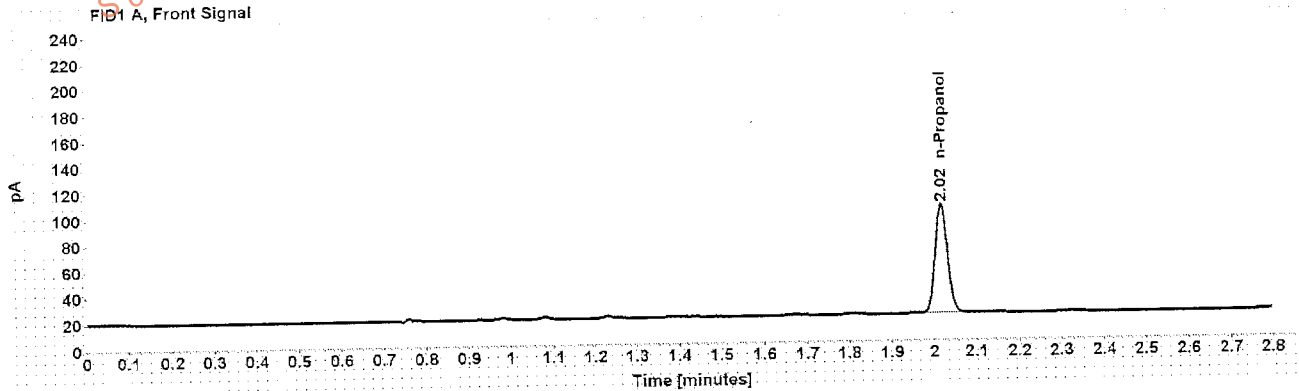


Table 1: FID 1 A (column DB-ALC1)

Compound	Amount (g/100mL)	Time (min)	Peak Area
n-Propanol	-----	2.017	170.276

Table 2: FID 2 B (column DB-ALC2)

Compound	Time (min)	Peak Area
n-Propanol	2.346	174.140

Case: [REDACTED] User: alangan 8/10/2016

Scottsdale Police Department Crime Lab Volatiles Analysis

Sample: [REDACTED]	Item number: 125-01A
Injection date: 8/9/2016 3:10:26 PM	Vial: 25
Method: ethanol quant.M	Sequence: 09Aug16
Instrument: US14173023 CN14160045	Analyst: Langan
Data file: C:\Chem321\Data\09Aug16\25.D	

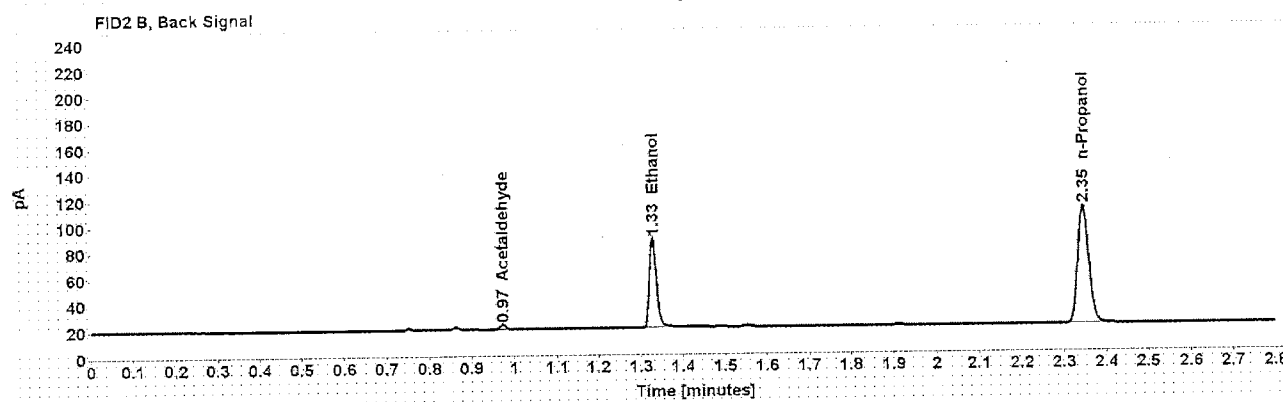
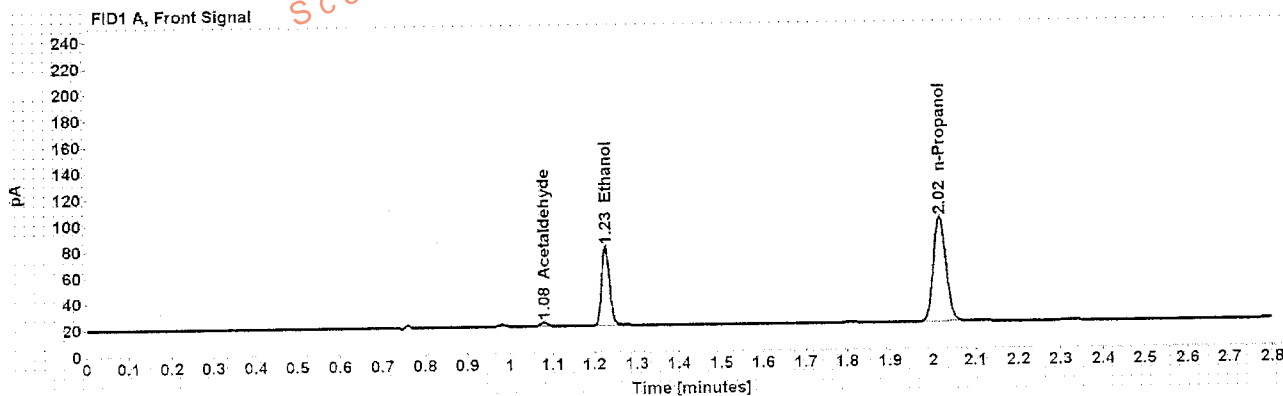


Table 1: FID 1 A (column DB-ALC1)

Compound	Amount (g/100mL)	Time (min)	Peak Area
Acetaldehyde	-----	1.080	3.040
>Ethanol	0.1370	1.226	78.304
n-Propanol	-----	2.016	164.368

Table 2: FID 2 B (column DB-ALC2)

Compound	Time (min)	Peak Area
Acetaldehyde	0.973	3.223
Ethanol	1.328	79.559
n-Propanol	2.345	167.468

Case: [REDACTED] User: alangan 8/10/2016

Scottsdale Police Department Crime Lab Volatiles Analysis

Sample: [REDACTED] Item number: 125-01A
Injection date: 8/9/2016 3:14:26 PM Vial: 26
Method: ethanol quant.M Sequence: 09Aug16
Instrument: US14173023 CN14160045 Analyst: Langan
Data file: C:\Chem32\1\Data\09Aug16\26.D

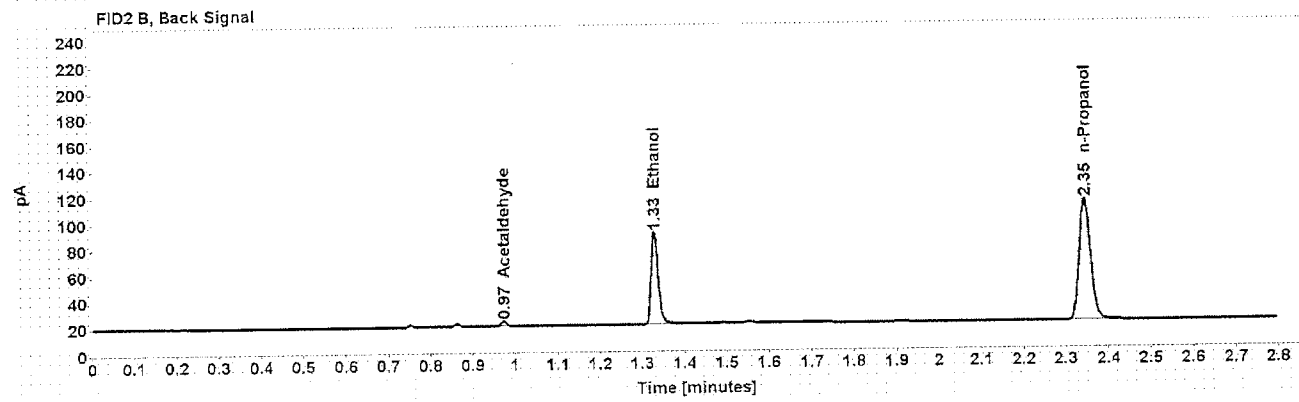
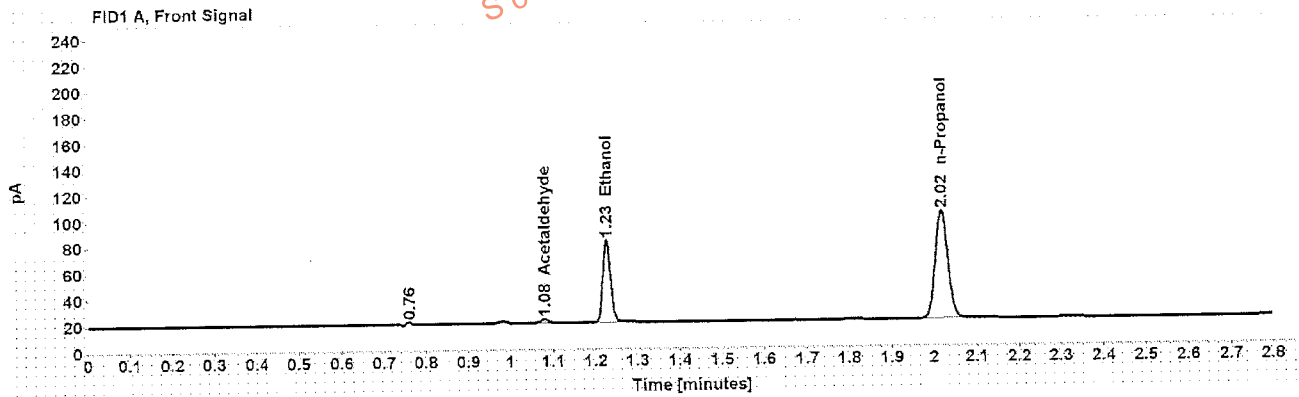


Table 1: FID 1 A (column DB-ALC1)

Compound	Amount (g/100mL)	Time (min)	Peak Area
Acetaldehyde	-----	1.080	3.044
>Ethanol	0.1372	1.226	80.579
n-Propanol	-----	2.017	168.891

Table 2: FID 2 B (column DB-ALC2)

Compound	Time (min)	Peak Area
Acetaldehyde	0.974	3.163
Ethanol	1.329	82.011
n-Propanol	2.346	172.417

Scottsdale Police Department Crime Lab Volatiles Analysis

Sample: [REDACTED]	Item number: 310-01A
Injection date: 8/9/2016 3:18:26 PM	Vial: 27
Method: ethanol quant.M	Sequence: 09Aug16
Instrument: US14173023 CN14160045	Analyst: Langan
Data file: C:\Chem3211\Data\09Aug16\27.D	

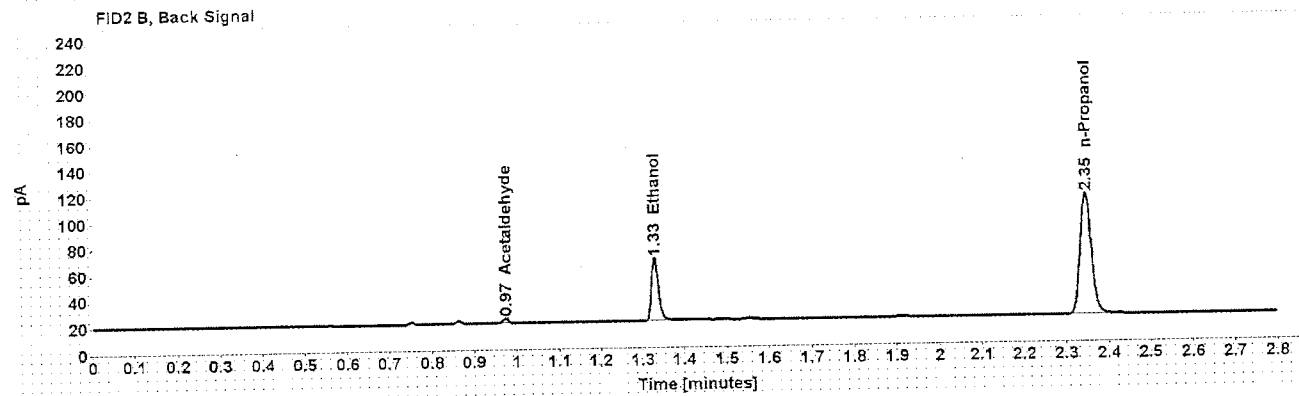
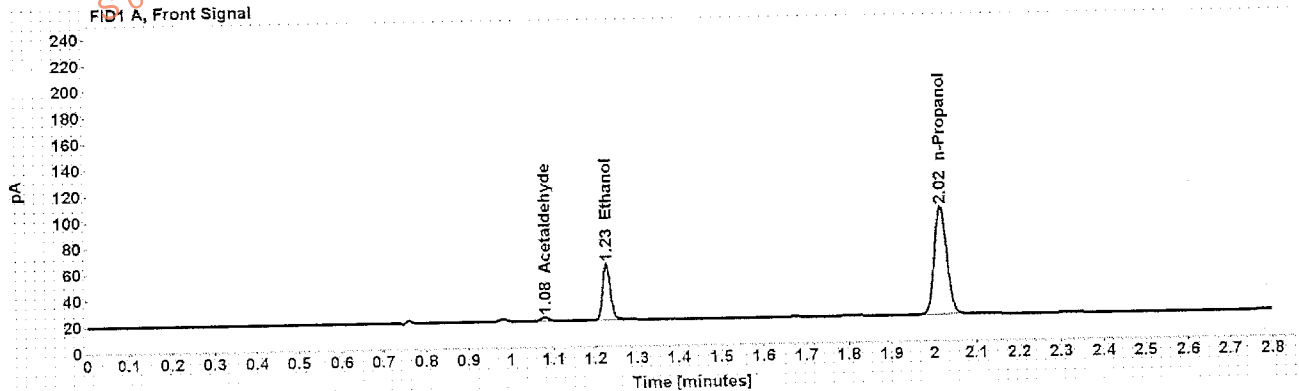


Table 1: FID 1 A (column DB-ALC1)

Compound	Amount (g/100mL)	Time (min)	Peak Area
Acetaldehyde	-----	1.080	2.992
>Ethanol	0.0941	1.227	55.045
n-Propanol	-----	2.017	168.549

Table 2: FID 2 B (column DB-ALC2)

Compound	Time (min)	Peak Area
Acetaldehyde	0.974	3.093
Ethanol	1.329	56.053
n-Propanol	2.346	172.113

Case: [REDACTED] User: alangan 8/10/2016

Scottsdale Police Department Crime Lab Volatiles Analysis

Sample: [REDACTED]	Item number: 310-01A
Injection date: 8/9/2016 3:22:26 PM	Vial: 28
Method: ethanol quant.M	Sequence: 09Aug16
Instrument: US14173023 CN14160045	Analyst: Langan
Data file: C:\Chem3211\Data\09Aug16\28.D	

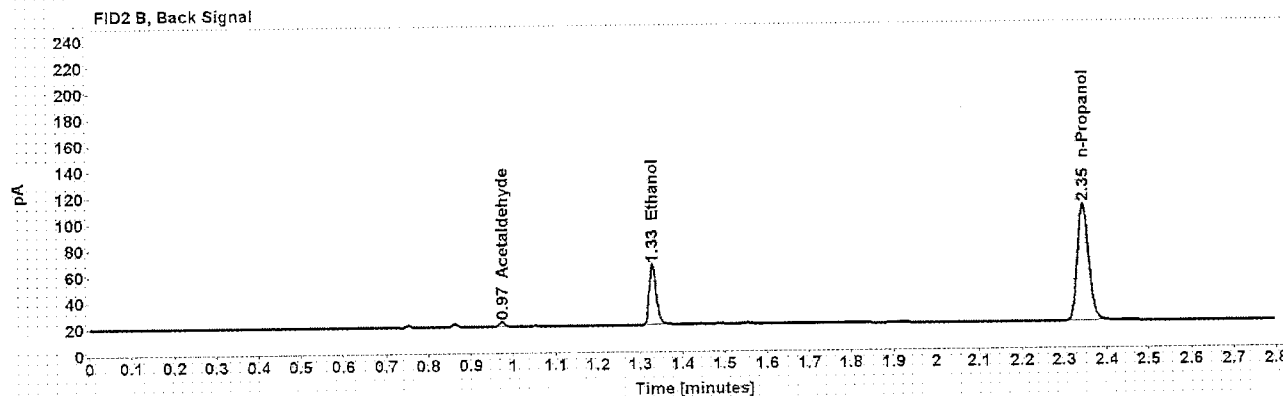
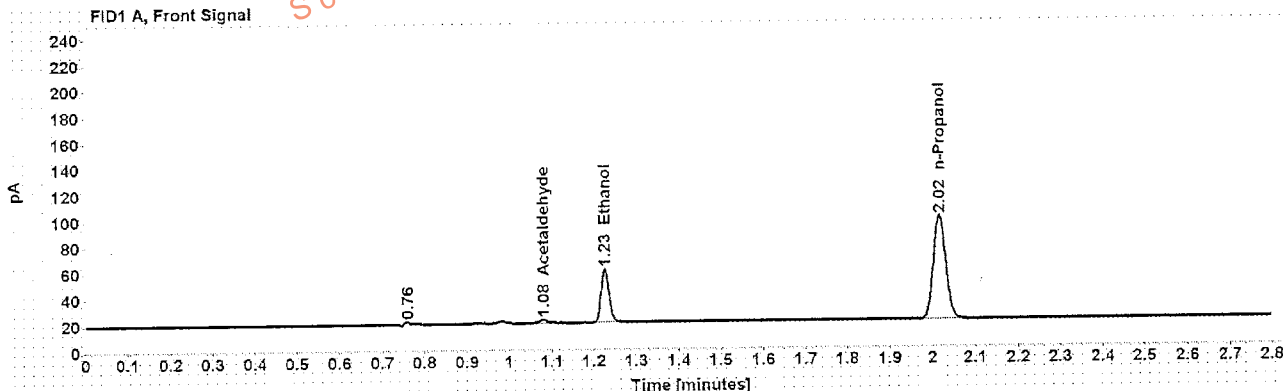


Table 1: FID 1 A (column DB-ALC1)

Compound	Amount (g/100mL)	Time (min)	Peak Area
Acetaldehyde	-----	1.080	2.929
>Ethanol	0.0935	1.226	52.780
n-Propanol	-----	2.016	162.529

Table 2: FID 2 B (column DB-ALC2)

Compound	Time (min)	Peak Area
Acetaldehyde	0.973	3.079
Ethanol	1.329	53.483
n-Propanol	2.345	165.951

Case: [REDACTED] User: alangan 8/10/2016

Scottsdale Police Department Crime Lab Volatiles Analysis

Sample: [REDACTED] Item number: 279-01A
Injection date: 8/9/2016 3:26:26 PM Vial: 29
Method: ethanol quant.M Sequence: 09Aug16
Instrument: US14173023 CN14160045 Analyst: Langan
Data file: C:\Chem321\1\Data\09Aug16\129.D

Dissemination is restricted to Criminal Justice Agencies and authorized Non-C.J. Agencies ONLY. Secondary dissemination to unauthorized agencies is PROHIBITED.
Scottsdale City Prosecutor

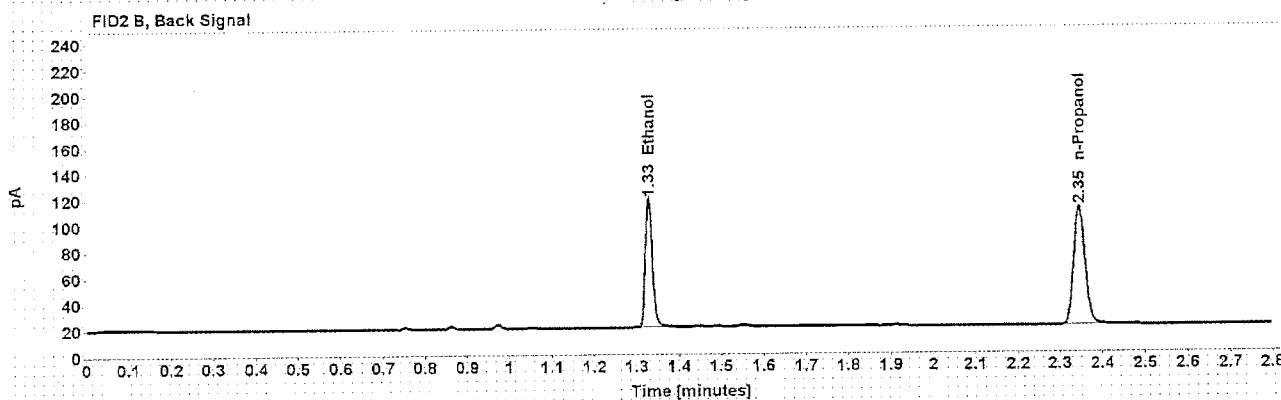
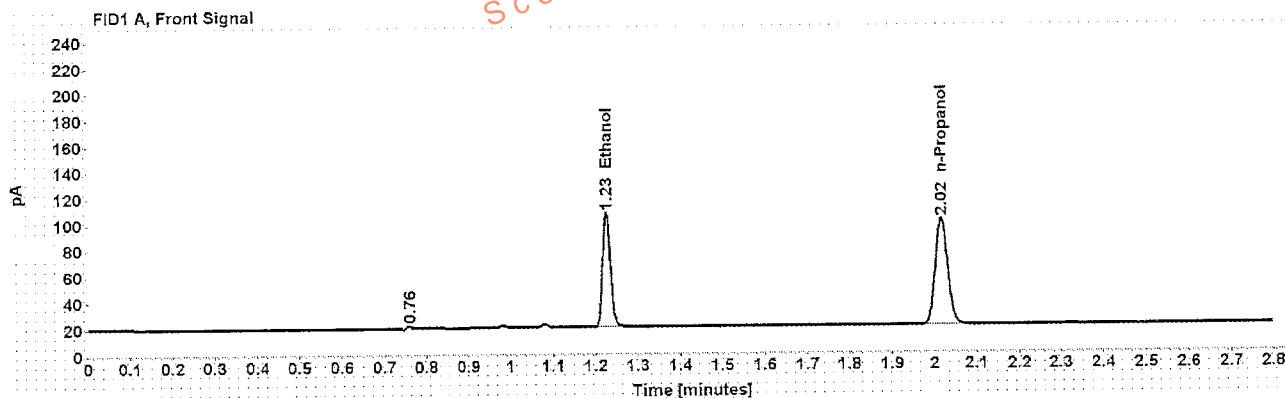


Table 1: FID 1 A (column DB-ALC1)

Compound	Amount (g/100mL)	Time (min)	Peak Area
>Ethanol	0.1953	1.226	112.707
n-Propanol	-----	2.016	165.666

Table 2: FID 2 B (column DB-ALC2)

Compound	Time (min)	Peak Area
Ethanol	1.328	114.702
n-Propanol	2.345	168.495

Case: [REDACTED] User: alangan 8/10/2016

Scottsdale Police Department Crime Lab Volatiles Analysis

Sample:	[REDACTED]	Item number:	279-01A
Injection date:	8/9/2016 3:30:26 PM	Vial:	30
Method:	ethanol quant.M	Sequence:	09Aug16
Instrument:	US14173023 CN14160045	Analyst:	Langan
Data file:	C:\Chem32\11\Data\09Aug16\30.D		

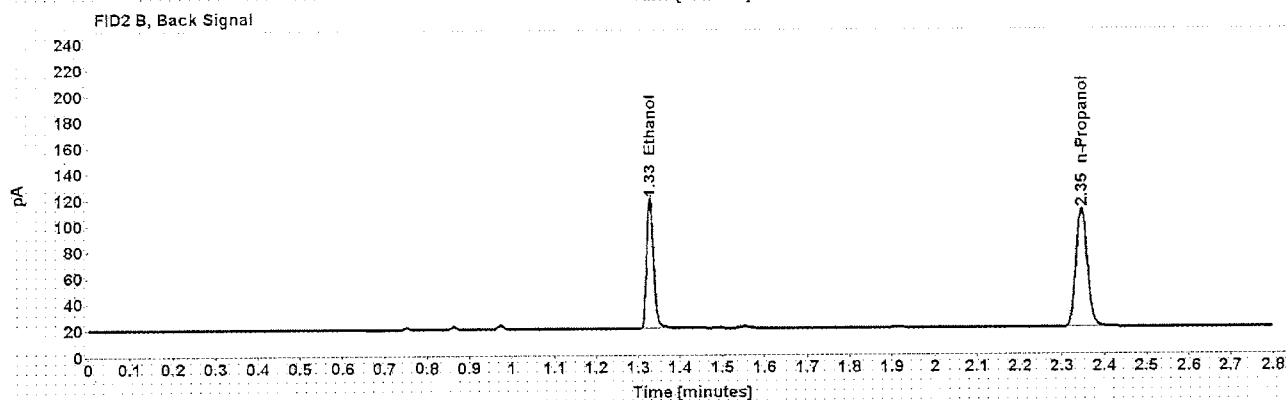
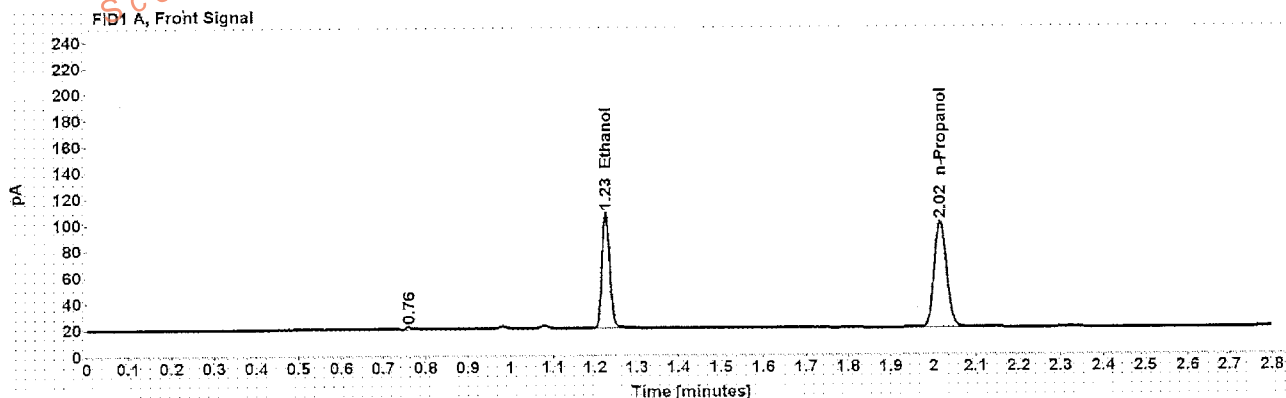


Table 1: FID 1 A (column DB-ALC1)

Compound	Amount (g/100mL)	Time (min)	Peak Area
>Ethanol	0.1953	1.226	113.500
n-Propanol	-----	2.016	166.918

Table 2: FID 2 B (column DB-ALC2)

Compound	Time (min)	Peak Area
Ethanol	1.328	115.441
n-Propanol	2.346	168.138

Case: [REDACTED] User: alangan 8/10/2016

Scottsdale Police Department Crime Lab Volatiles Analysis

Sample: [REDACTED] Item number: 200-01A
Injection date: 8/9/2016 3:38:40 PM Vial: 32
Method: ethanol quant.M Sequence: 09Aug16
Instrument: US14173023.GN14160045 Analyst: Langan
Data file: C:\Chem32\11\Data\09Aug16\32.D

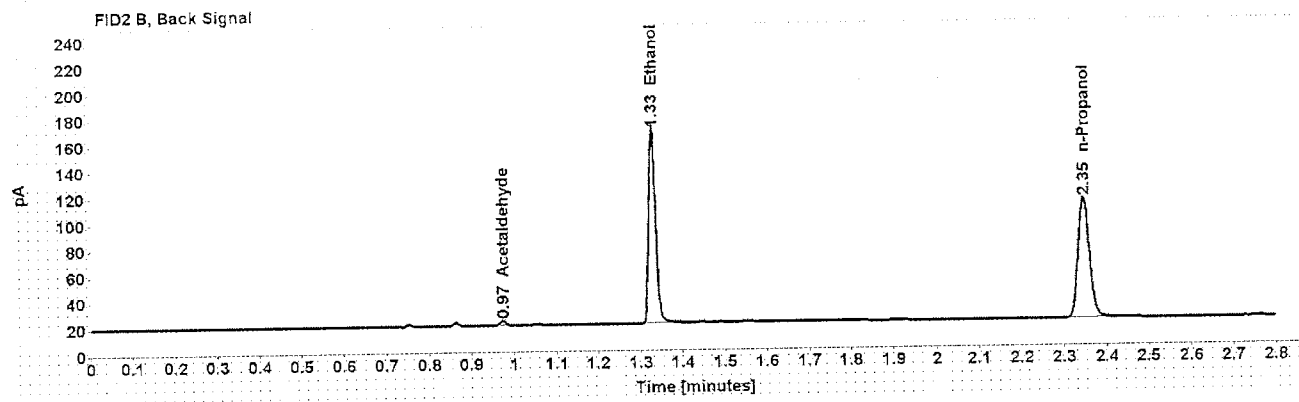
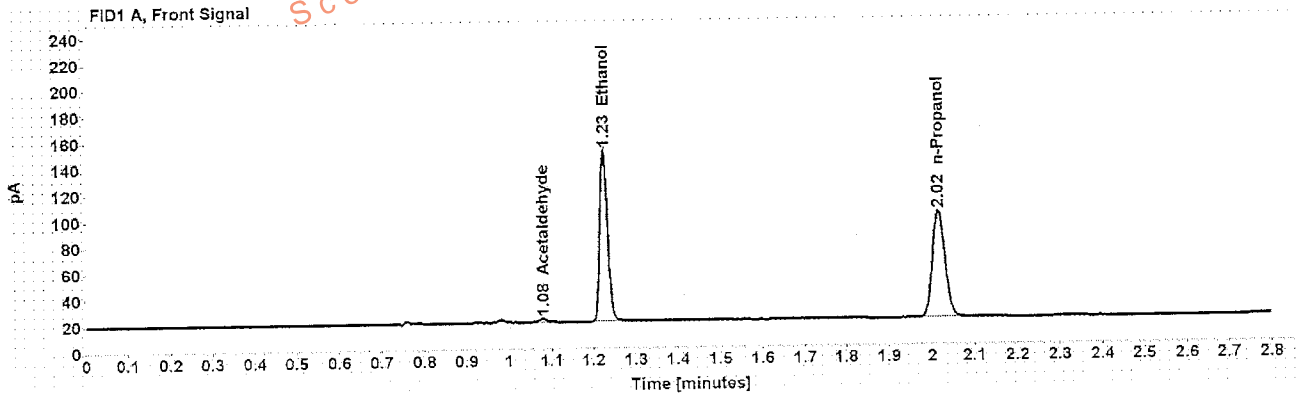


Table 1: FID 1 A (column DB-ALC1)

Compound	Amount (g/100mL)	Time (min)	Peak Area
Acetaldehyde	-----	1.080	2.927
>Ethanol	0.2897	1.226	168.766
n-Propanol	-----	2.017	167.117

Table 2: FID 2 B (column DB-ALC2)

Compound	Time (min)	Peak Area
Acetaldehyde	0.974	3.062
Ethanol	1.329	171.591
n-Propanol	2.346	170.339

Scottsdale Police Department Crime Lab Volatiles Analysis

Sample: [REDACTED]	Item number: 200-01A
Injection date: 8/9/2016 3:42:41 PM	Vial: 33
Method: ethanol quant.M	Sequence: 09Aug16
Instrument: US14173023 CN14160045	Analyst: Langan
Data file: C:\Chem32\1\Data\09Aug16\133.D	

Dissemination is restricted to Criminal Justice Agencies and authorized Non-C.J. Agencies ONLY. Secondary dissemination to unauthorized agencies is PROHIBITED.
Scottsdale City Prosecutor

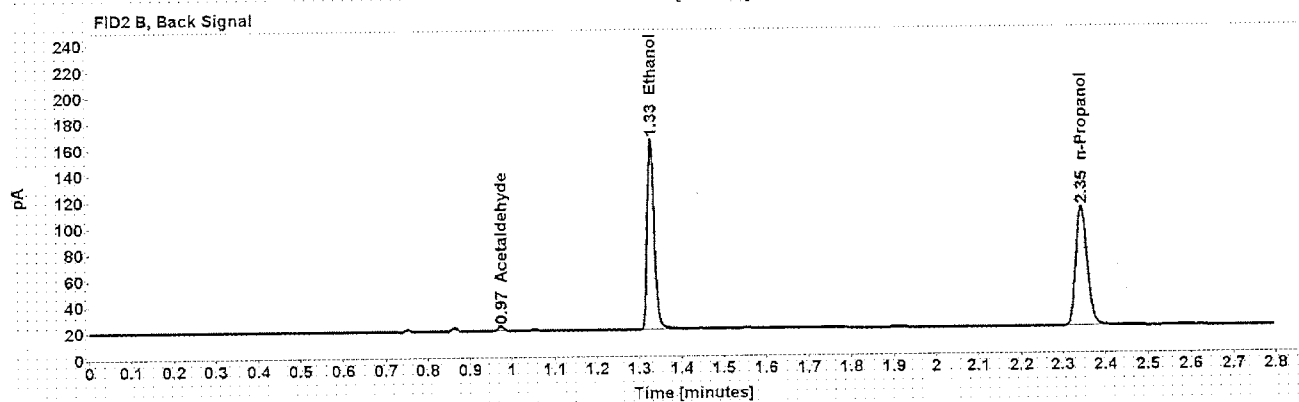
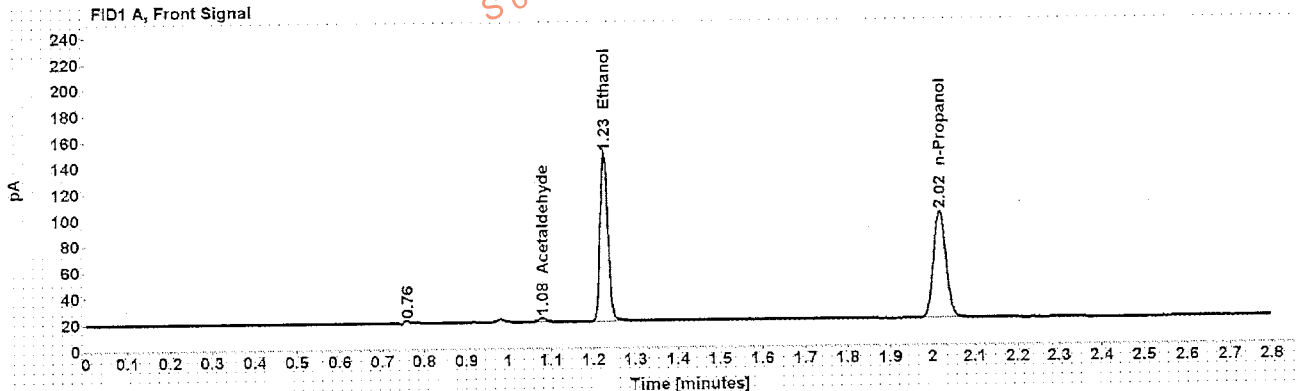


Table 1: FID 1 A (column DB-ALC1)

Compound	Amount (g/100mL)	Time (min)	Peak Area
Acetaldehyde	-----	1.080	2.997
>Ethanol	0.2862	1.225	165.917
n-Propanol	-----	2.016	166.285

Table 2: FID 2 B (column DB-ALC2)

Compound	Time (min)	Peak Area
Acetaldehyde	0.973	3.178
Ethanol	1.327	170.069
n-Propanol	2.345	169.628

Case: [REDACTED] User: alangan 8/10/2016

Scottsdale Police Department Crime Lab Volatiles Analysis

Sample: [REDACTED] Item number: 279-01A
Injection date: 8/9/2016 3:46:41 PM Vial: 34
Method: ethanol quant.M Sequence: 09Aug16
Instrument: US14173023 CN14160045 Analyst: Langan
Data file: C:\Chem3211\Data\09Aug16\34.D

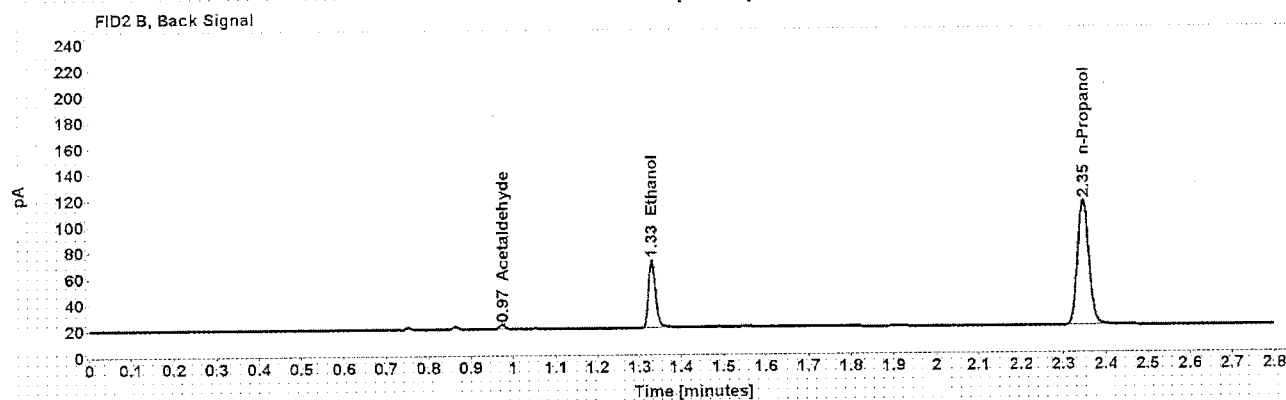
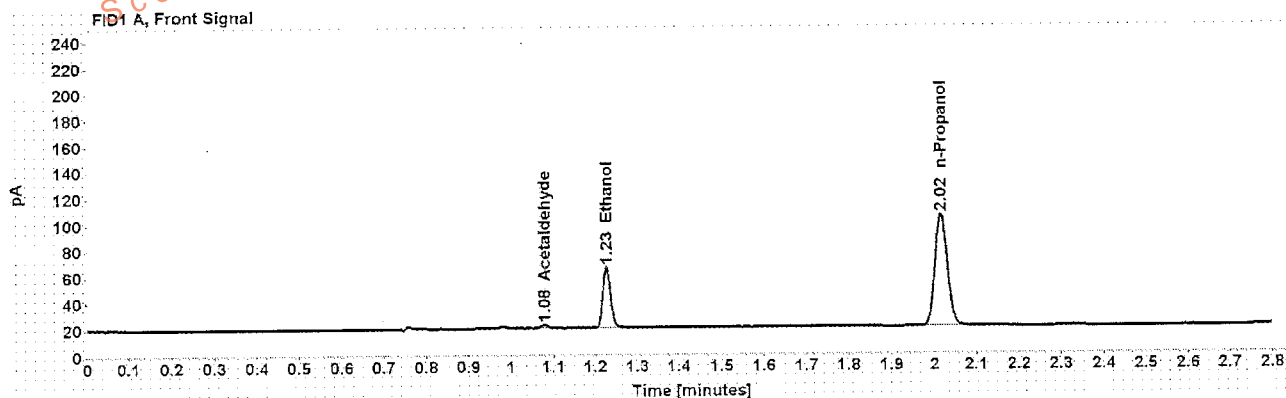


Table 1: FID 1 A (column DB-ALC1)

Compound	Amount (g/100mL)	Time (min)	Peak Area
Acetaldehyde	-----	1.080	2.871
>Ethanol	0.0992	1.227	60.019
n-Propanol	-----	2.017	174.269

Table 2: FID 2 B (column DB-ALC2)

Compound	Time (min)	Peak Area
Acetaldehyde	0.974	2.953
Ethanol	1.329	60.887
n-Propanol	2.346	177.810

Case: [REDACTED] User: alangan 8/10/2016

Scottsdale Police Department Crime Lab Volatiles Analysis

Sample: [REDACTED] Item number: 279-01A
Injection date: 8/9/2016 3:50:41 PM Vial: 35
Method: ethanol quant.M Sequence: 09Aug16
Instrument: US14173023 CN14160045 Analyst: Langan
Data file: C:\Chem3211\Data\09Aug16\135.D

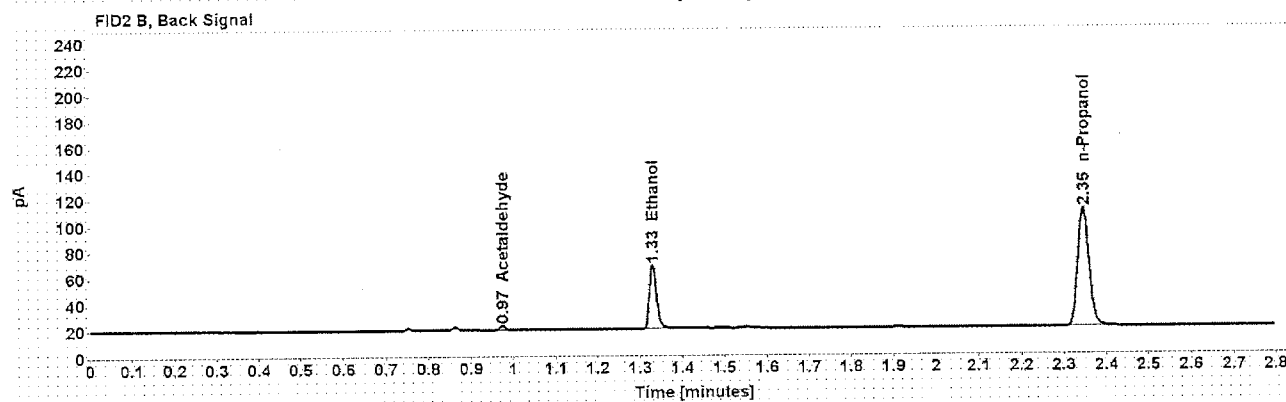
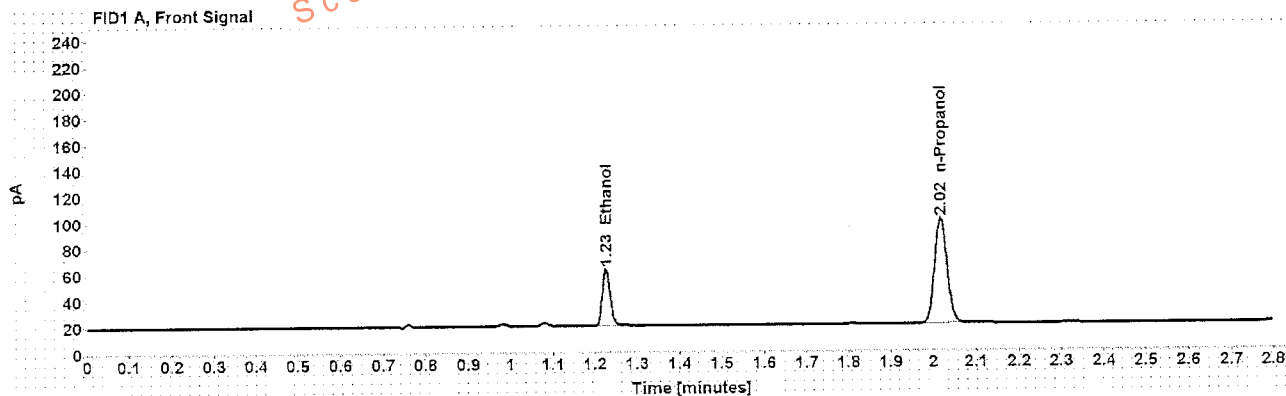


Table 1: FID 1 A (column DB-ALC1)

Compound	Amount (g/100mL)	Time (min)	Peak Area
>Ethanol	0.0978	1.227	55.683
n-Propanol	-----	2.017	163.958

Table 2: FID 2 B (column DB-ALC2)

Compound	Time (min)	Peak Area
Acetaldehyde	0.974	2.870
Ethanol	1.329	56.623
n-Propanol	2.346	167.210

Case: [REDACTED] User: alangan 8/10/2016

Scottsdale Police Department Crime Lab Volatiles Analysis

Sample: [REDACTED] Item number: 1103661
Injection date: 8/9/2016 3:54:41 PM Vial: 36
Method: ethanol quant.M Sequence: 09Aug16
Instrument: US14173023 CN14160045 Analyst: Langan
Data file: C:\Chem32\11\Data\09Aug16\136.D

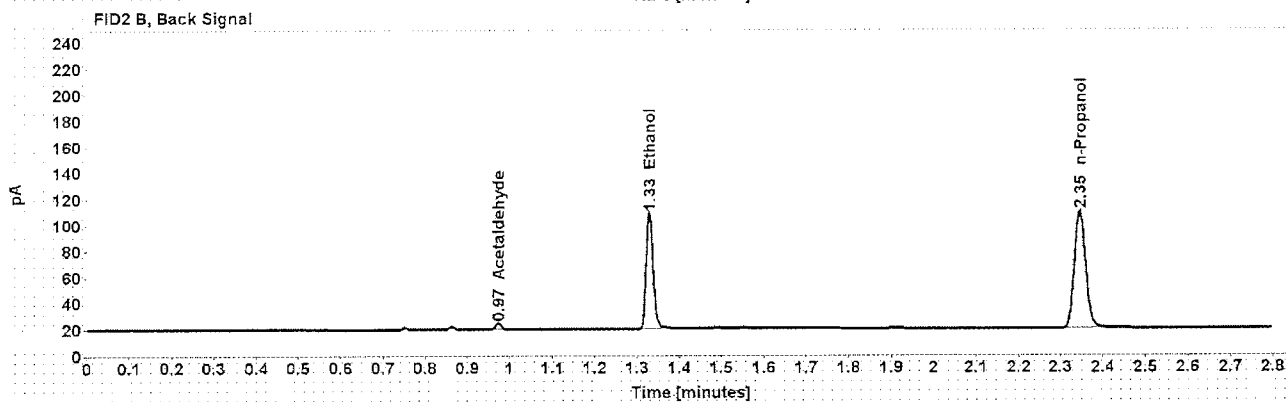
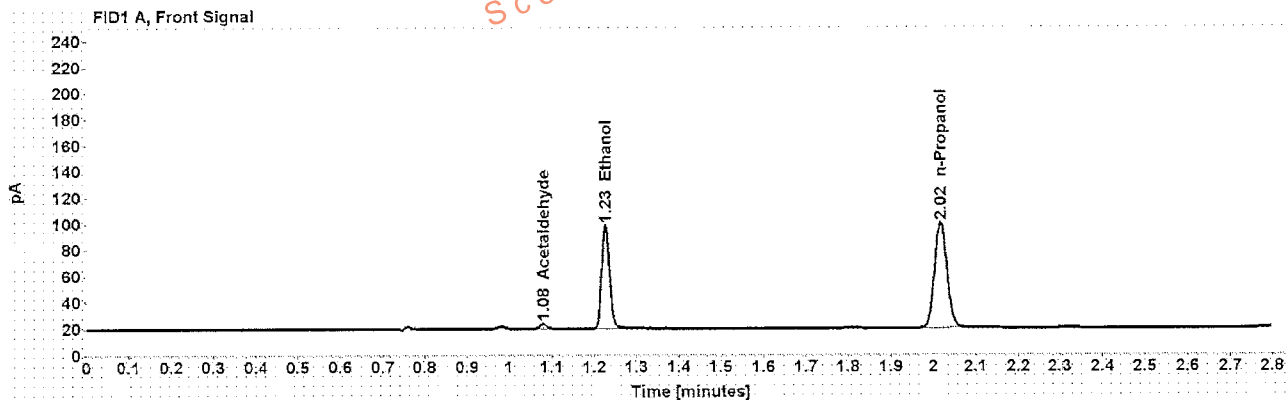


Table 1: FID 1 A (column DB-ALC1)

Compound	Amount (g/100mL)	Time (min)	Peak Area
Acetaldehyde	-----	1.080	3.948
>Ethanol	0.1782	1.226	101.540
n-Propanol	-----	2.017	163.700

Table 2: FID 2 B (column DB-ALC2)

Compound	Time (min)	Peak Area
Acetaldehyde	0.974	4.098
Ethanol	1.329	102.913
n-Propanol	2.346	166.709

Case: [REDACTED] User: alangan 8/10/2016

Scottsdale Police Department Crime Lab Volatiles Analysis

Sample: [REDACTED]	Item number: 1103661
Injection date: 8/9/2016 3:58:55 PM	Vial: 37
Method: ethanol quant.M	Sequence: 09Aug16
Instrument: US14173023 CN14160045	Analyst: Langan
Data file: C:\Chem3211\Data\09Aug16\37.D	

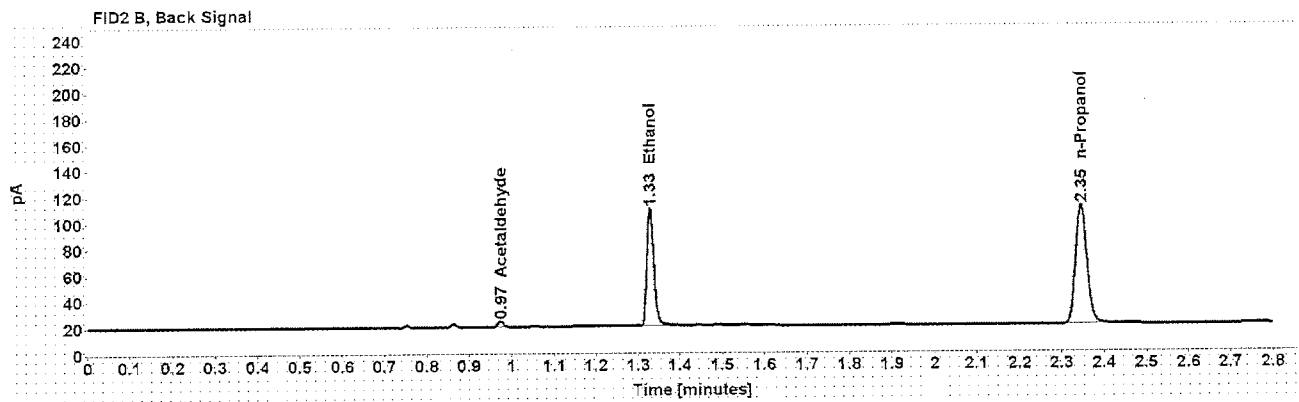
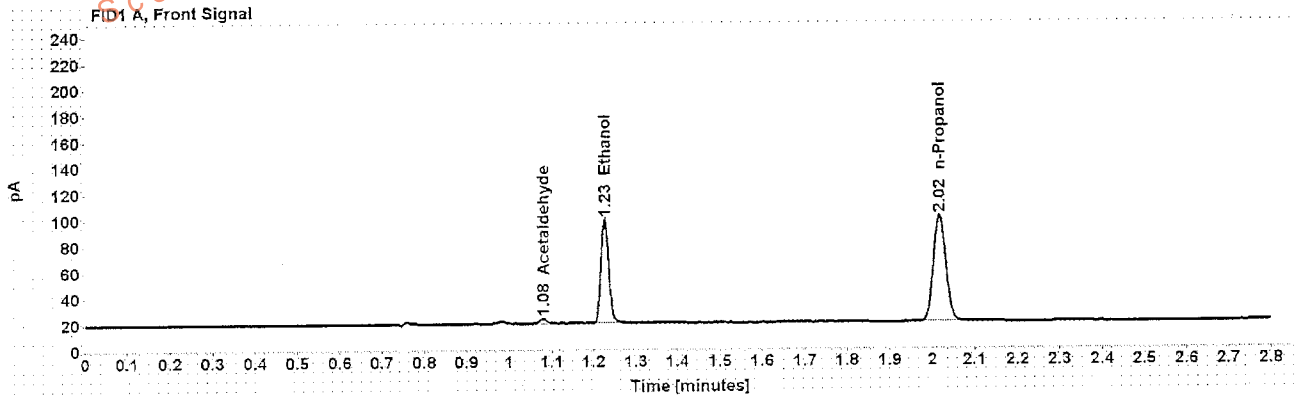


Table 1: FID 1 A (column DB-ALC1)

Compound	Amount (g/100mL)	Time (min)	Peak Area
Acetaldehyde	-----	1.080	3.806
>Ethanol	0.1774	1.226	102.271
n-Propanol	-----	2.017	165.550

Table 2: FID 2 B (column DB-ALC2)

Compound	Time (min)	Peak Area
Acetaldehyde	0.974	3.958
Ethanol	1.329	104.190
n-Propanol	2.346	169.004

Case: [REDACTED] User: alangan 8/10/2016

Scottsdale Police Department Crime Lab Volatiles Analysis

Sample: [REDACTED]	Item number: 1103659
Injection date: 8/9/2016 4:02:56 PM	Vial: 38
Method: ethanol quant.M	Sequence: 09Aug16
Instrument: US14173023 CN14160945	Analyst: Langan
Data file: C:\Chem32\1\Data\09Aug16\38.D	

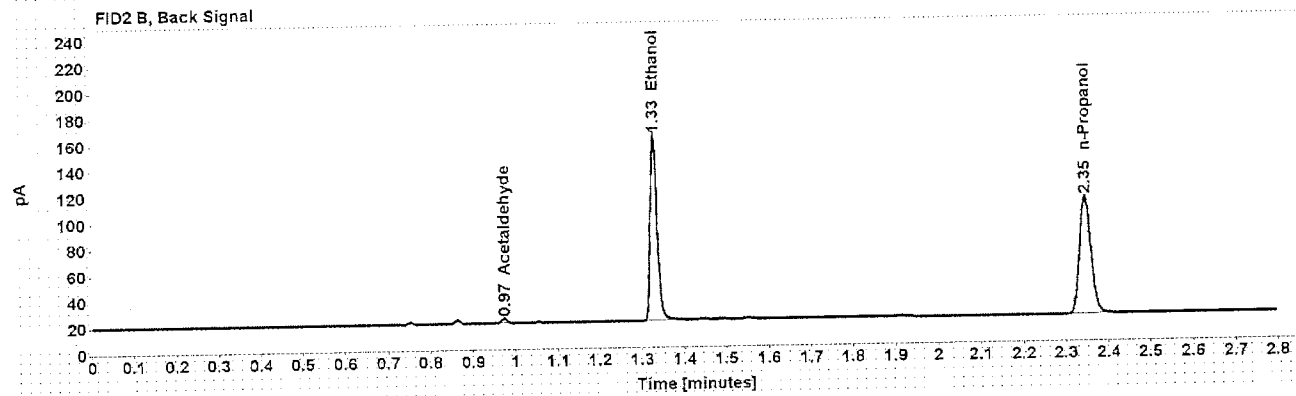
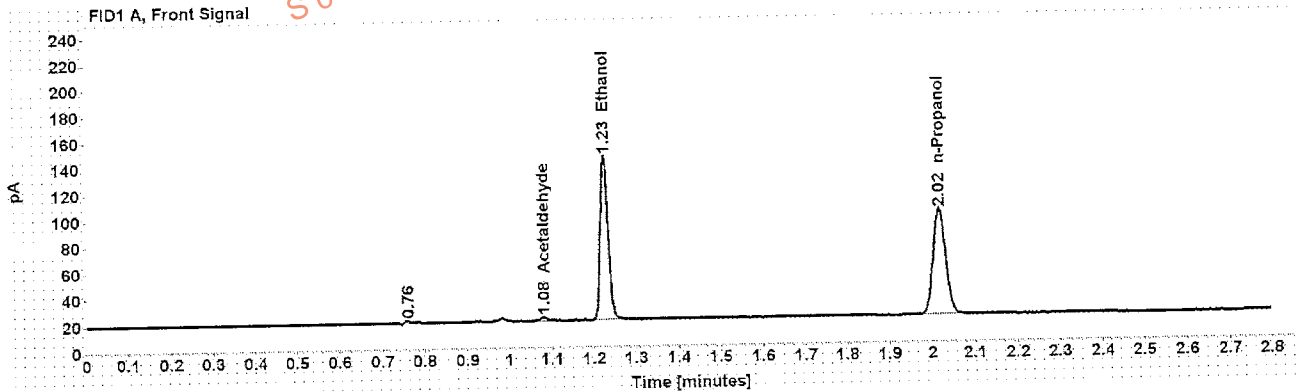


Table 1: FID 1 A (column DB-ALC1)

Compound	Amount (g/100mL)	Time (min)	Peak Area
Acetaldehyde	-----	1.080	2.821
>Ethanol	0.2800	1.226	161.237
n-Propanol	-----	2.017	165.202

Table 2: FID 2 B (column DB-ALC2)

Compound	Time (min)	Peak Area
Acetaldehyde	0.974	2.993
Ethanol	1.328	164.117
n-Propanol	2.346	167.532

Scottsdale Police Department Crime Lab Volatiles Analysis

Sample: [REDACTED]	Item number: 1103659
Injection date: 8/9/2016 4:06:56 PM	Vial: 39
Method: ethanol quant.M	Sequence: 09Aug16
Instrument: US14173023 CN14160045	Analyst: Langan
Data file: C:\Chem32\1\Data\09Aug16\39.D	

Dissemination is restricted to Criminal Justice Agencies and authorized Non-C.J. Agencies ONLY. Secondary dissemination to unauthorized agencies is PROHIBITED.
Scottsdale City Prosecutor

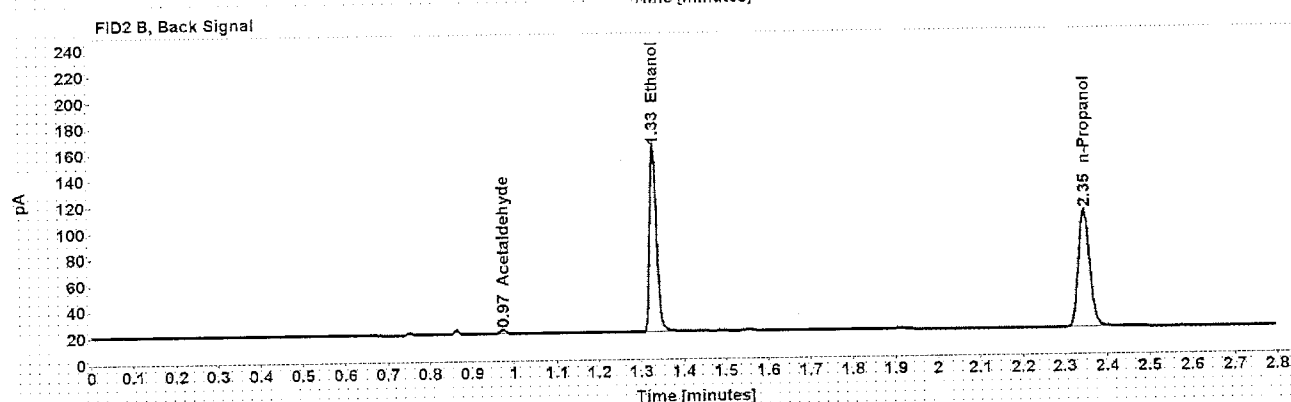
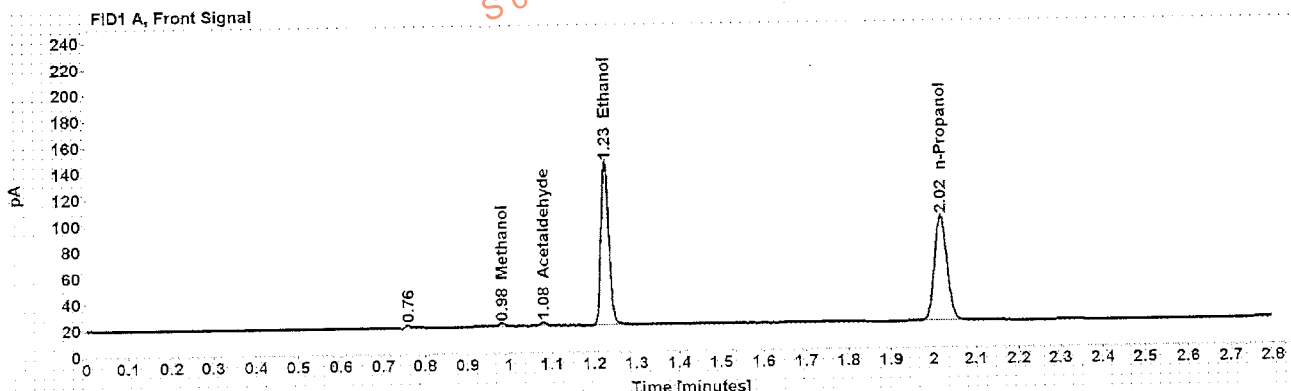


Table 1: FID 1 A (column DB-ALC1)

Compound	Amount (g/100mL)	Time (min)	Peak Area
Methanol	-----	0.982	2.846
Acetaldehyde	-----	1.080	2.876
>Ethanol	0.2821	1.226	160.490
n-Propanol	-----	2.017	163.212

Table 2: FID 2 B (column DB-ALC2)

Compound	Time (min)	Peak Area
Acetaldehyde	0.974	3.075
Ethanol	1.328	164.376
n-Propanol	2.346	166.799

Case: [REDACTED] User: alangan 8/10/2016

Scottsdale Police Department Crime Lab Volatiles Analysis

Sample: [REDACTED]	Item number: 1103602
Injection date: 8/9/2016 4:10:56 PM	Vial: 40
Method: ethanol quant.M	Sequence: 09Aug16
Instrument: US14173023 CN14160045	Analyst: Langan
Data file: C:\Chem32\1\Data\09Aug16\40.D	

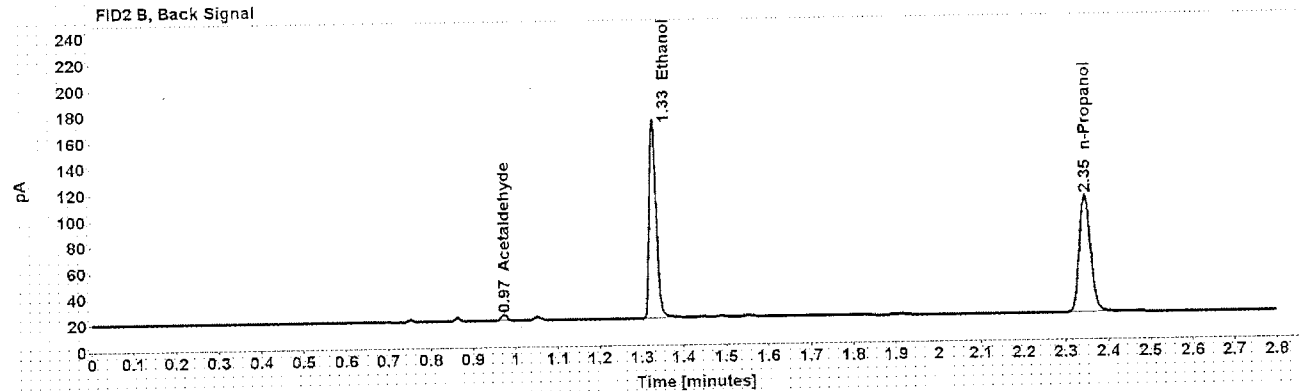
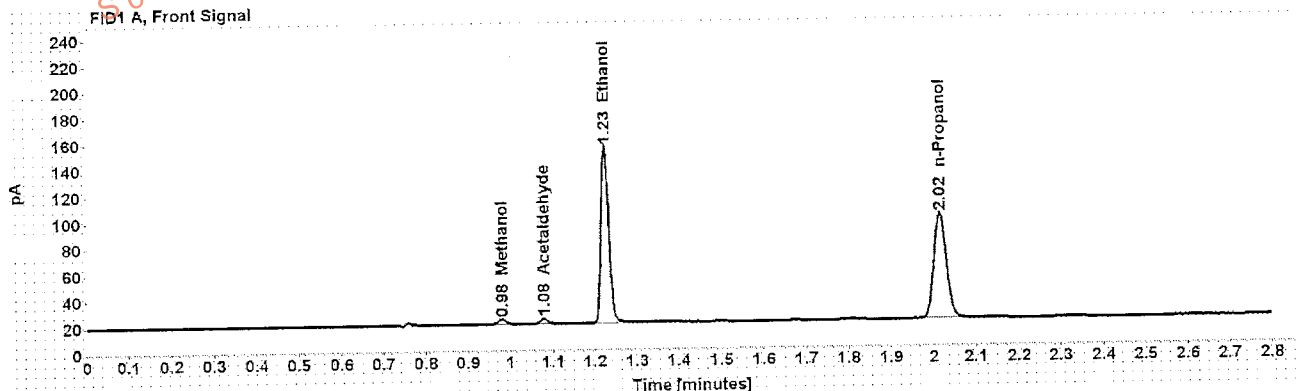


Table 1: FID 1 A (column DB-ALC1)

Compound	Amount (g/100mL)	Time (min)	Peak Area
Methanol	-----	0.980	4.510
Acetaldehyde	-----	1.080	3.929
>Ethanol	0.3038	1.225	173.630
n-Propanol	-----	2.016	163.940

Table 2: FID 2 B (column DB-ALC2)

Compound	Time (min)	Peak Area
Acetaldehyde	0.973	4.122
Ethanol	1.327	176.710
n-Propanol	2.345	167.183

Case: [REDACTED] User: alangan 8/10/2016

Scottsdale Police Department Crime Lab Volatiles Analysis

Sample:	[REDACTED]	Item number:	1103602
Injection date:	8/9/2016 4:14:55 PM	Vial:	41
Method:	ethanol quant.M	Sequence:	09Aug16
Instrument:	US14173023 CN14160045	Analyst:	Langan
Data file:	C:\Chem3211\Data\09Aug16\41.D		

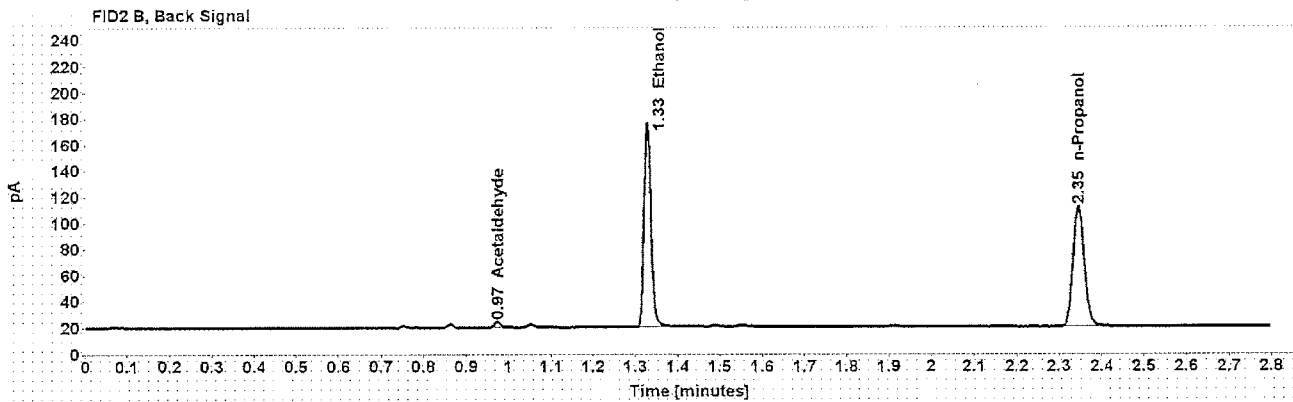
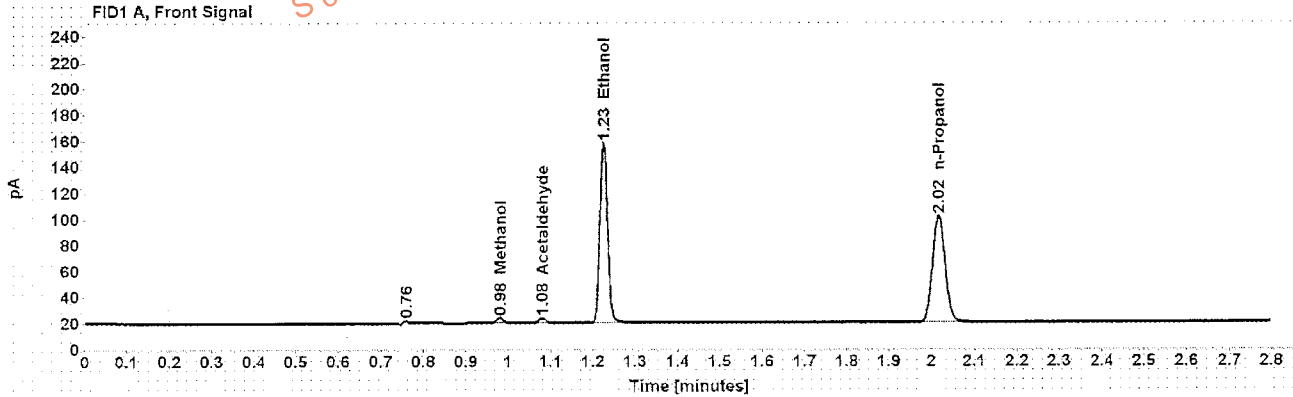


Table 1: FID 1 A (column DB-ALC1)

Compound	Amount (g/100mL)	Time (min)	Peak Area
Methanol	-----	0.981	4.561
Acetaldehyde	-----	1.080	3.948
>Ethanol	0.3024	1.226	177.657
n-Propanol	-----	2.017	168.519

Table 2: FID 2 B (column DB-ALC2)

Compound	Time (min)	Peak Area
Acetaldehyde	0.974	4.141
Ethanol	1.328	181.109
n-Propanol	2.345	170.725

Scottsdale Police Department Crime Lab Volatiles Analysis

Sample:	[REDACTED]	Item number:	1102983
Injection date:	8/9/2016 4:23:10 PM	Vial:	43
Method:	ethanol quant.M	Sequence:	09Aug16
Instrument:	US14173023 CN14160045	Analyst:	Langan
Data file:	C:\Chem32\1\Data\09Aug16\43.D		

Dissemination is restricted to Criminal Justice Agencies and authorized Non-C.J. Agencies ONLY. Secondary dissemination to unauthorized agencies is PROHIBITED.
Scottsdale City Prosecutor

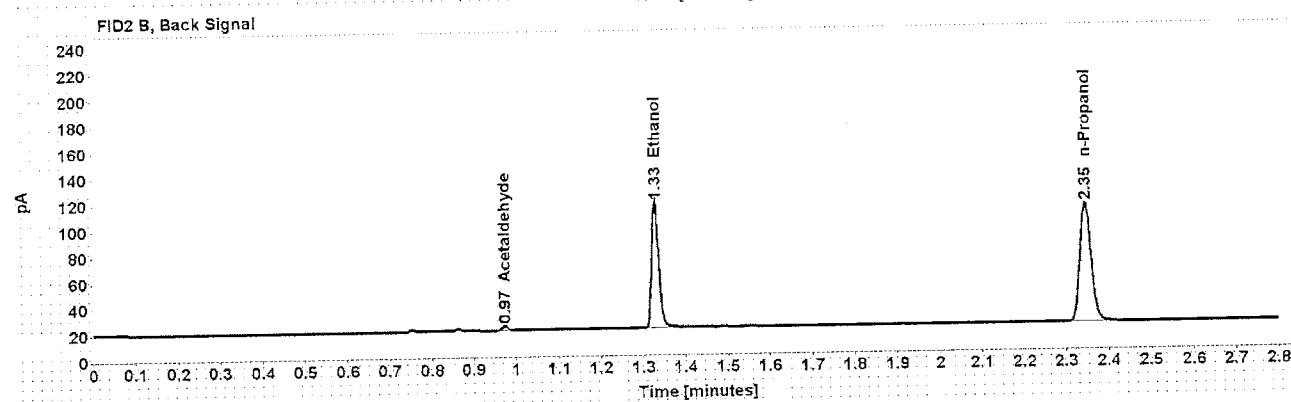
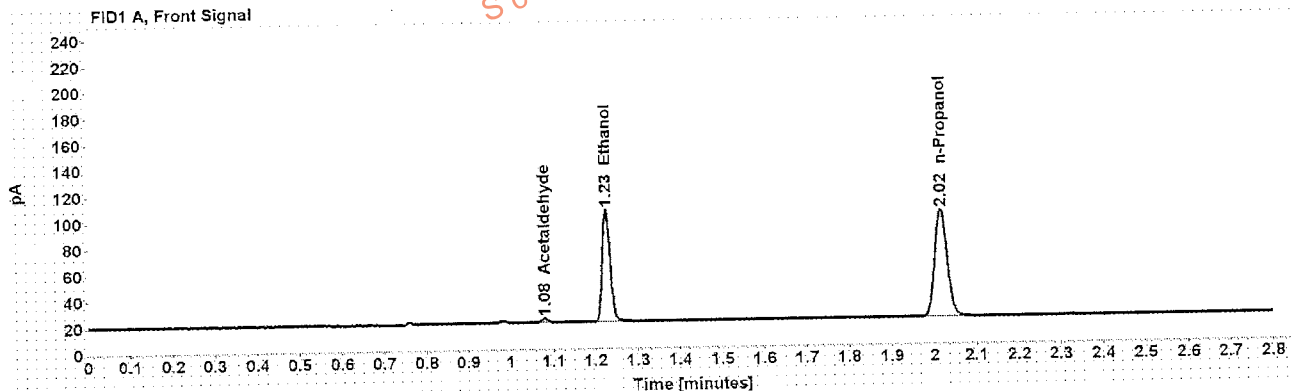


Table 1: FID 1 A (column DB-ALC1)

Compound	Amount (g/100mL)	Time (min)	Peak Area
Acetaldehyde	-----	1.080	3.047
>Ethanol	0.1903	1.226	110.477
n-Propanol	-----	2.017	166.710

Table 2: FID 2 B (column DB-ALC2)

Compound	Time (min)	Peak Area
Acetaldehyde	0.973	3.199
Ethanol	1.328	112.447
n-Propanol	2.345	170.119

Case: [REDACTED] User: alangan 8/10/2016

Scottsdale Police Department Crime Lab Volatiles Analysis

Sample: [REDACTED]	Item number: 1102983
Injection date: 8/9/2016 4:27:10 PM	Vial: 44
Method: ethanol quant.M	Sequence: 09Aug16
Instrument: US14173028 CN14160045	Analyst: Langan
Data file: C:\Chem32\1\Data\09Aug16\44.D	

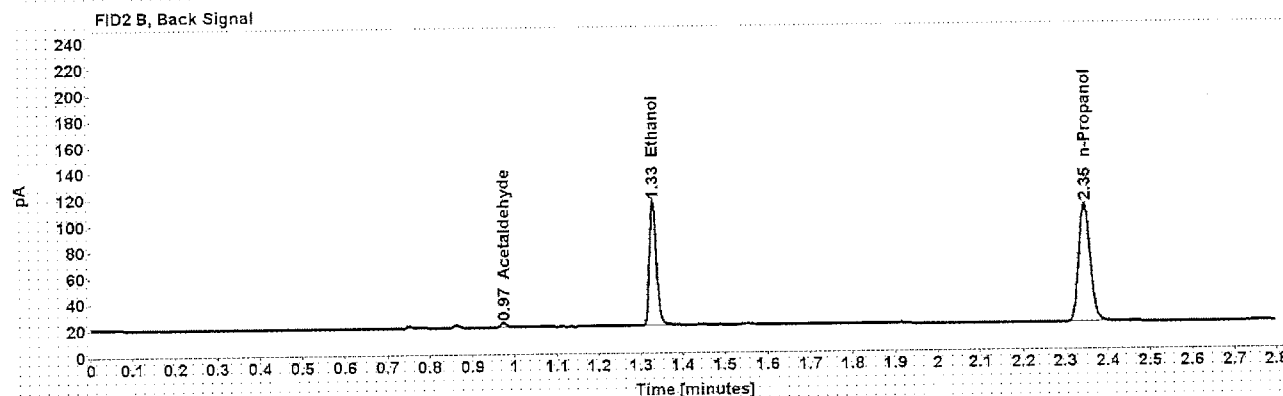
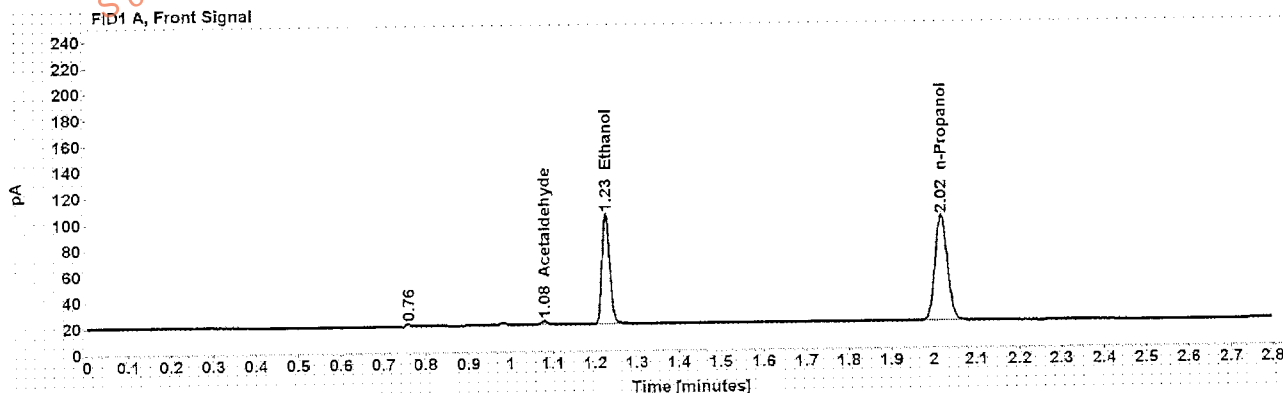


Table 1: FID 1 A (column DB-ALC1)

Compound	Amount (g/100mL)	Time (min)	Peak Area
Acetaldehyde	-----	1.080	3.006
>Ethanol	0.1894	1.226	108.816
n-Propanol	-----	2.017	164.961

Table 2: FID 2 B (column DB-ALC2)

Compound	Time (min)	Peak Area
Acetaldehyde	0.974	3.165
Ethanol	1.329	110.698
n-Propanol	2.346	168.370

Case: [REDACTED] User: alangan 8/10/2016

Scottsdale Police Department Crime Lab Volatiles Analysis

Sample: [REDACTED] Item number: 1102716
Injection date: 8/9/2016 4:31:10 PM Vial: 45
Method: ethanol quant.M Sequence: 09Aug16
Instrument: US14173023.CN14160045 Analyst: Langan
Data file: C:\Chem3211\Data\09Aug16\45.D

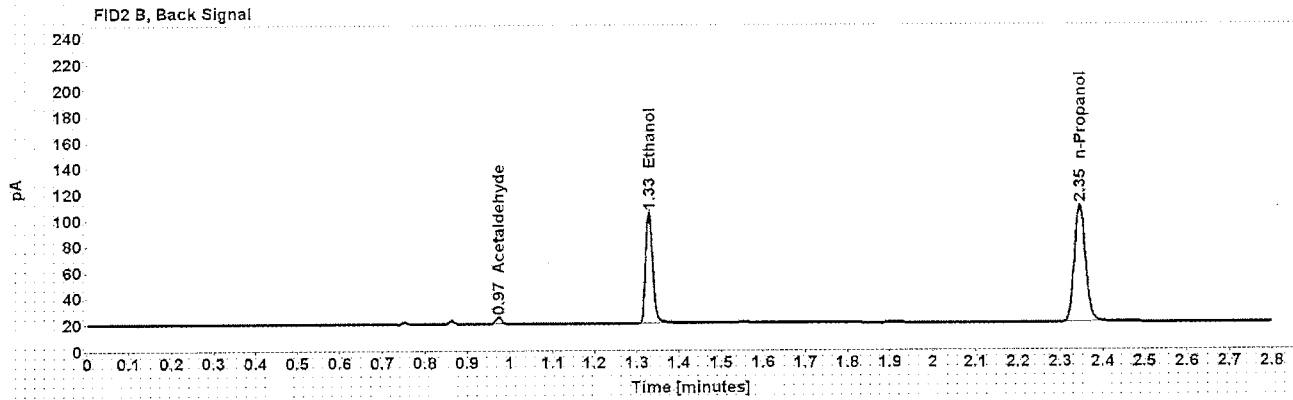
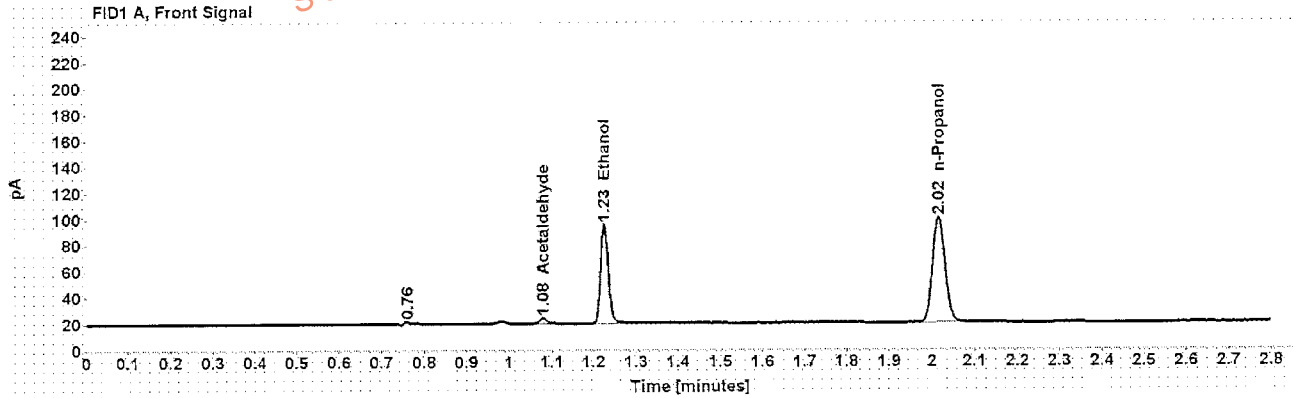


Table 1: FID 1 A (column DB-ALC1)

Compound	Amount (g/100mL)	Time (min)	Peak Area
Acetaldehyde	-----	1.080	4.541
>Ethanol	0.1704	1.226	97.457
n-Propanol	-----	2.016	164.274

Table 2: FID 2 B (column DB-ALC2)

Compound	Time (min)	Peak Area
Acetaldehyde	0.973	4.739
Ethanol	1.328	98.947
n-Propanol	2.345	167.347

Scottsdale Police Department Crime Lab Volatiles Analysis

Sample: [REDACTED]	Item number: 1102716
Injection date: 8/9/2016 4:35:11 PM	Vial: 46
Method: ethanol quant.M	Sequence: 09Aug16
Instrument: US14173023 CN14160045	Analyst: Langan
Data file: C:\Chem32\1\Data\09Aug16\46.D	

Dissemination is restricted to Criminal Justice Agencies and authorized Non-C.J. Agencies ONLY. Secondary dissemination to unauthorized agencies is PROHIBITED.
Scottsdale City Prosecutor

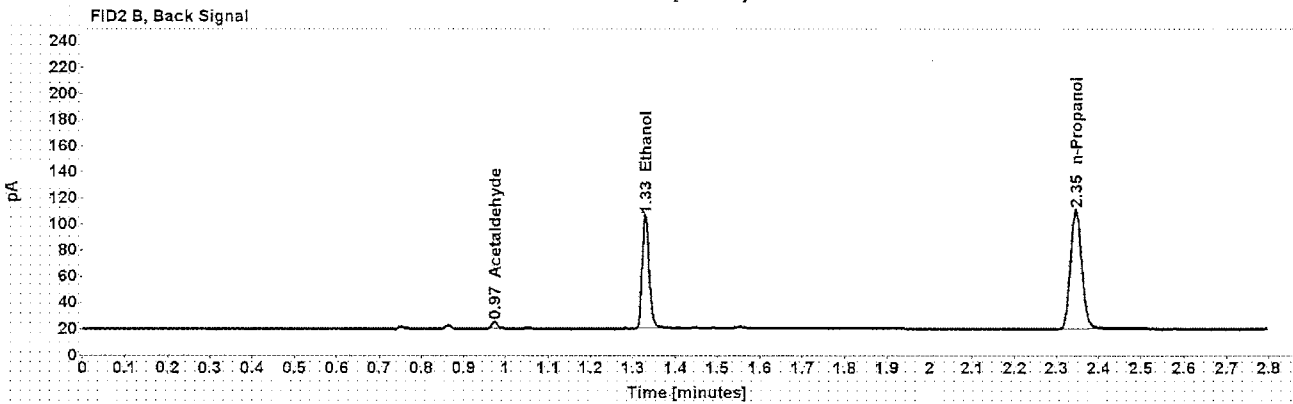
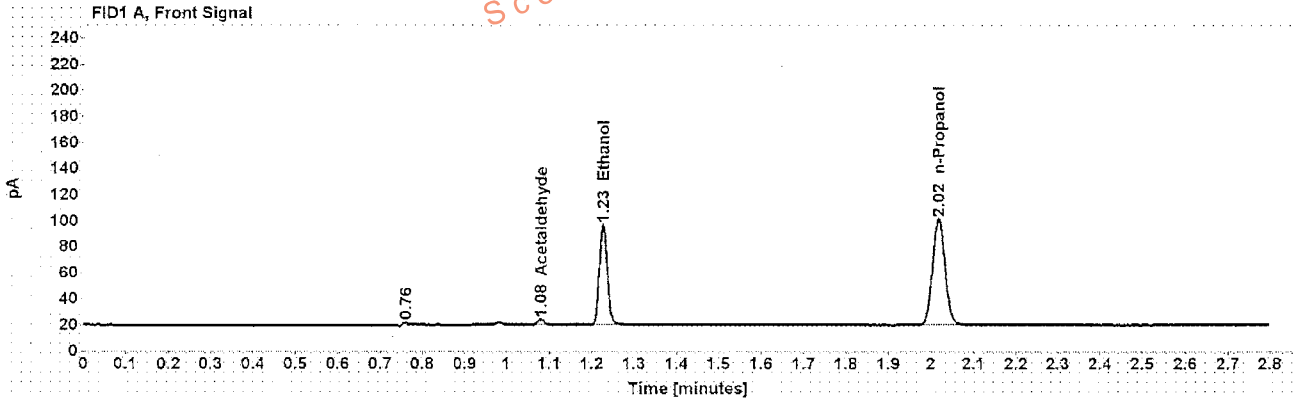


Table 1: FID 1 A (column DB-ALC1)

Compound	Amount (g/100mL)	Time (min)	Peak Area
Acetaldehyde	-----	1.080	4.507
>Ethanol	0.1707	1.226	98.753
n-Propanol	-----	2.017	166.188

Table 2: FID 2 B (column DB-ALC2)

Compound	Time (min)	Peak Area
Acetaldehyde	0.974	4.705
Ethanol	1.329	100.351
n-Propanol	2.346	169.583

Case: [REDACTED] User: alangan 8/10/2016

Scottsdale Police Department Crime Lab Volatiles Analysis

Sample: [REDACTED]	Item number: 1104517
Injection date: 8/9/2016 4:39:11 PM	Vial: 47
Method: ethanol quant.M	Sequence: 09Aug16
Instrument: US14173023 CN14160045	Analyst: Langan
Data file: C:\Chem32\11\Data\09Aug16\47.D	

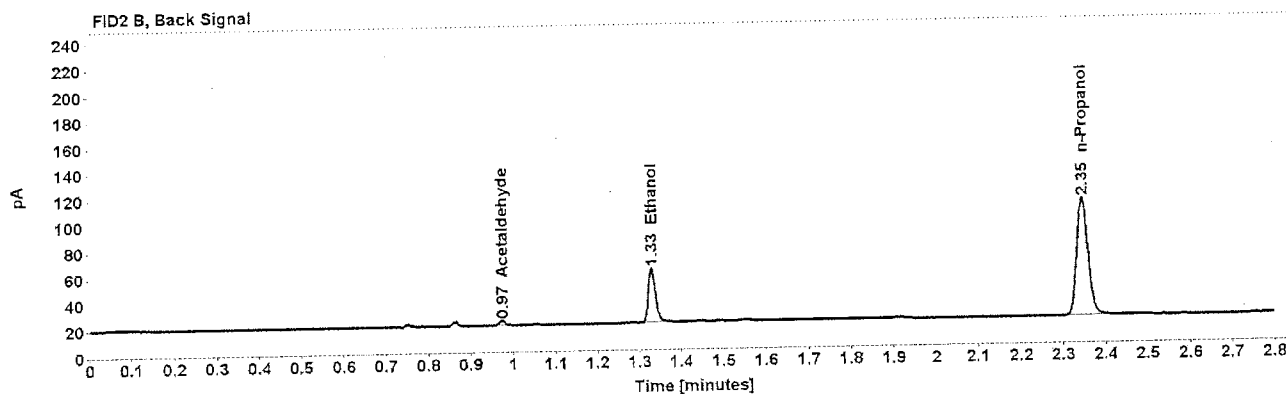
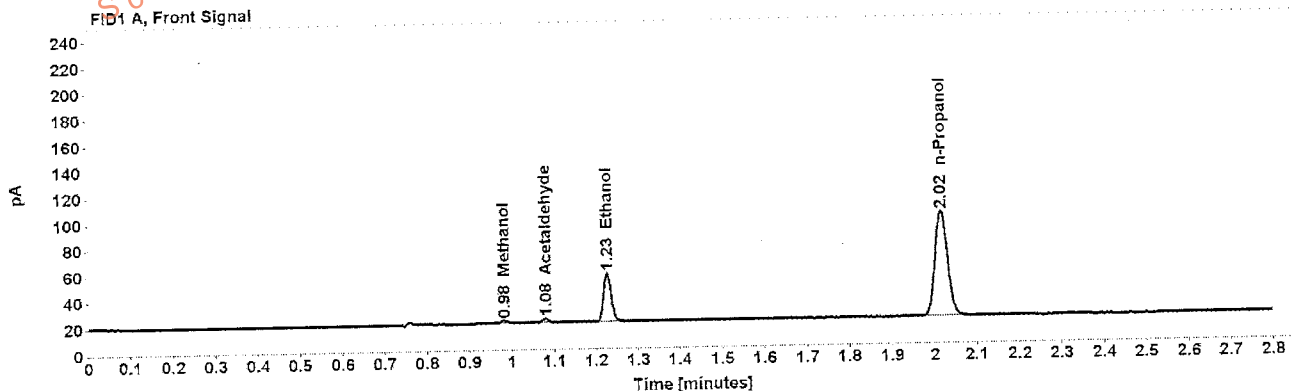


Table 1: FID 1 A (column DB-ALC1)

Compound	Amount (g/100mL)	Time (min)	Peak Area
Methanol	-----	0.982	2.815
Acetaldehyde	-----	1.080	3.097
>Ethanol	0.0845	1.227	48.062
n-Propanol	-----	2.017	164.040

Table 2: FID 2 B (column DB-ALC2)

Compound	Time (min)	Peak Area
Acetaldehyde	0.974	3.231
Ethanol	1.329	48.838
n-Propanol	2.346	167.467

Scottsdale Police Department Crime Lab Volatiles Analysis

Sample: [REDACTED]	Item number: 1104517
Injection date: 8/9/2016 4:43:11 PM	Vial: 48
Method: ethanol quant.M	Sequence: 09Aug16
Instrument: US14173023.CN14160045	Analyst: Langan
Data file: C:\Chem32\11\Data\09Aug16\48.D	

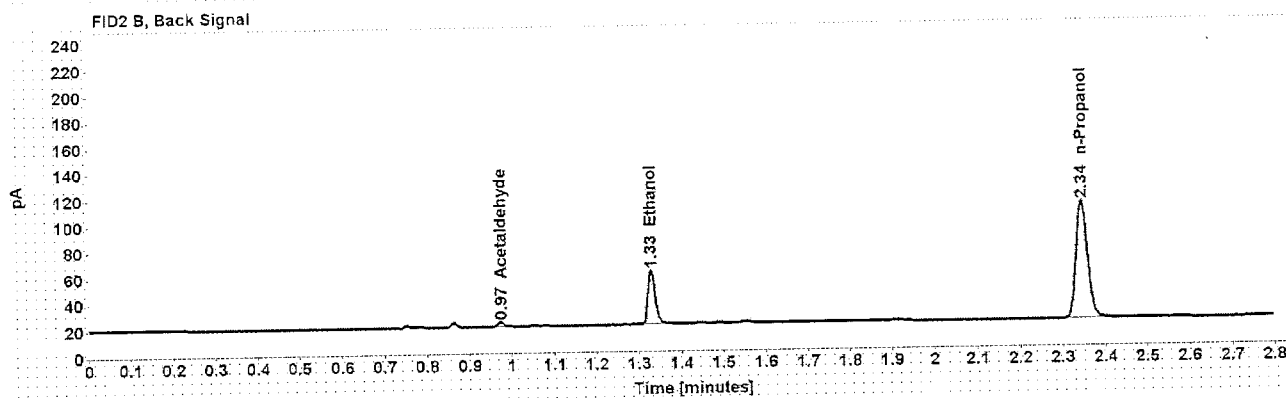
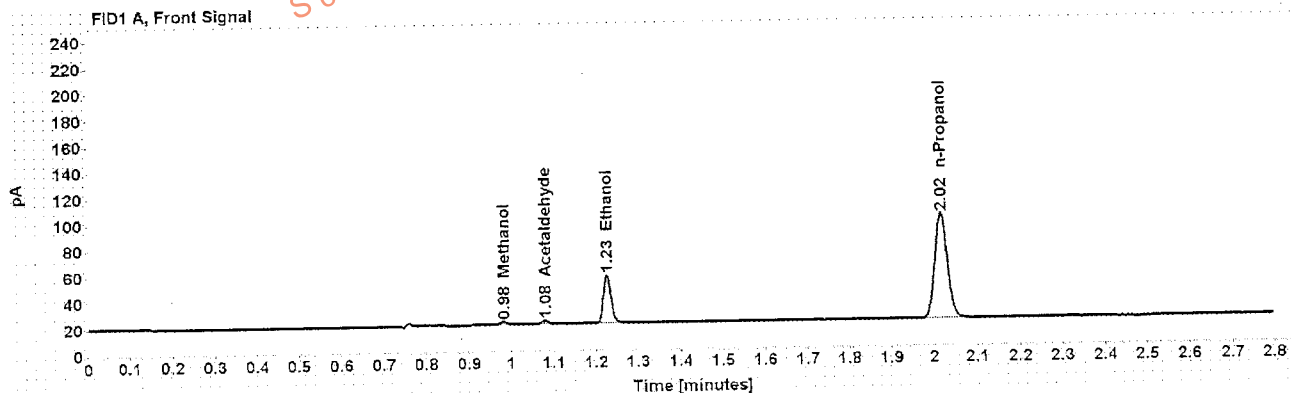


Table 1: FID 1 A (column DB-ALC1)

Compound	Amount (g/100mL)	Time (min)	Peak Area
Methanol	-----	0.982	2.979
Acetaldehyde	-----	1.080	3.015
>Ethanol	0.0829	1.226	47.500
n-Propanol	-----	2.016	165.120

Table 2: FID 2 B (column DB-ALC2)

Compound	Time (min)	Peak Area
Acetaldehyde	0.973	3.227
Ethanol	1.328	48.037
n-Propanol	2.345	167.432

Scottsdale Police Department Crime Lab Volatiles Analysis

Sample: [REDACTED]	Item number: 1102569
Injection date: 8/9/2016 4:47:26 PM	Vial: 49
Method: ethanol quant.M	Sequence: 09Aug16
Instrument: US14173023 CN14160045	Analyst: Langan
Data file: C:\Chem32\1\Data\09Aug16\49.D	

Dissemination is restricted to Criminal Justice Agencies and authorized Non-C.J. Agencies ONLY. Secondary dissemination to unauthorized agencies is PROHIBITED. Scottsdale City Prosecutor

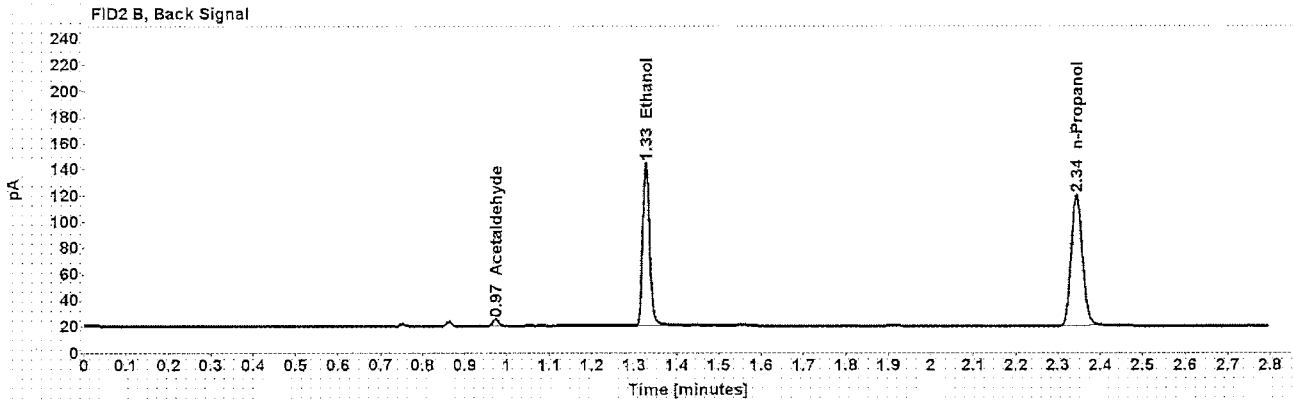
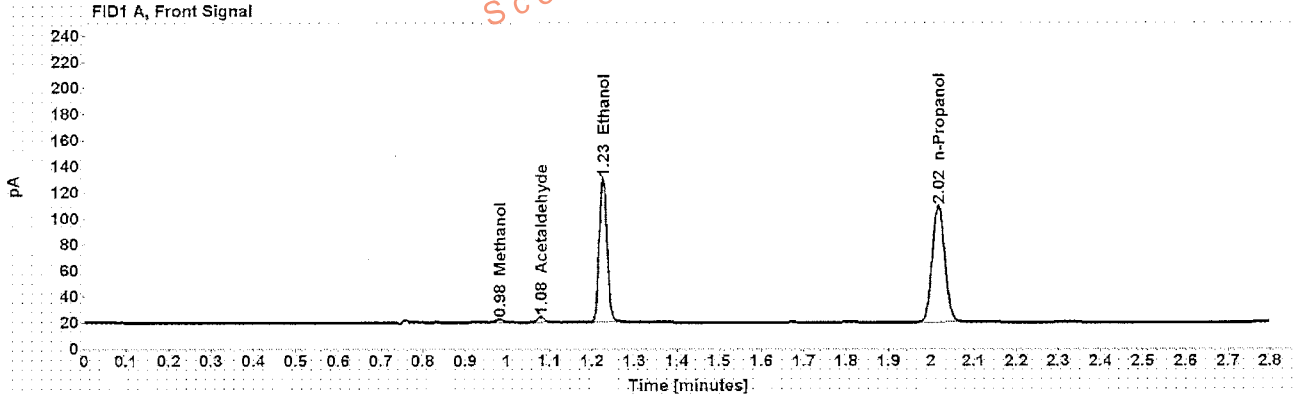


Table 1: FID 1 A (column DB-ALC1)

Compound	Amount (g/100mL)	Time (min)	Peak Area
Methanol	-----	0.982	2.987
Acetaldehyde	-----	1.080	4.676
>Ethanol	0.2233	1.226	142.480
n-Propanol	-----	2.016	183.170

Table 2: FID 2 B (column DB-ALC2)

Compound	Time (min)	Peak Area
Acetaldehyde	0.973	4.874
Ethanol	1.327	146.740
n-Propanol	2.345	186.341

Scottsdale Police Department Crime Lab Volatiles Analysis

Sample: [REDACTED]	Item number: 1102569
Injection date: 8/9/2016 4:51:26 PM	Vial: 50
Method: ethanol quant.M	Sequence: 09Aug16
Instrument: US14173023.CN14160045	Analyst: Langan
Data file: C:\Chem321\1\Data\09Aug16\50.D	

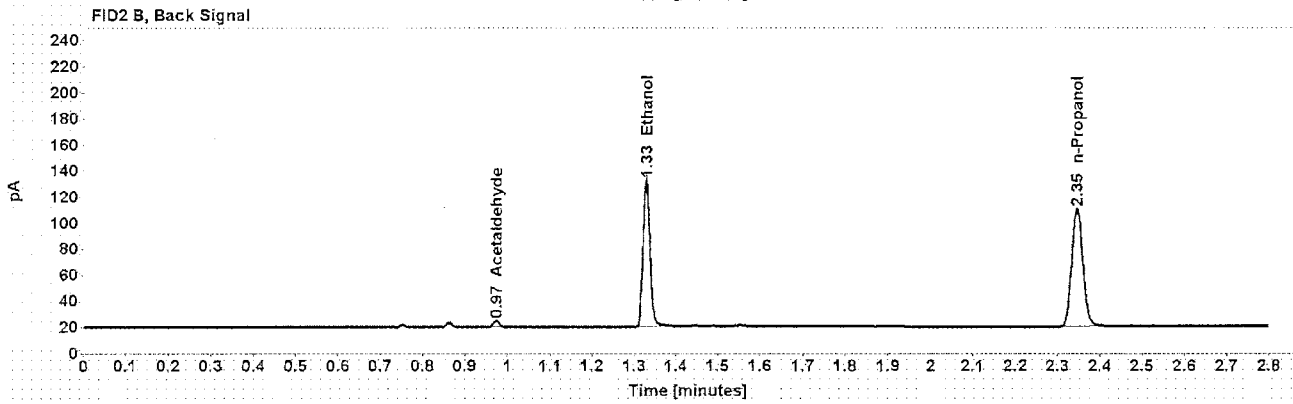
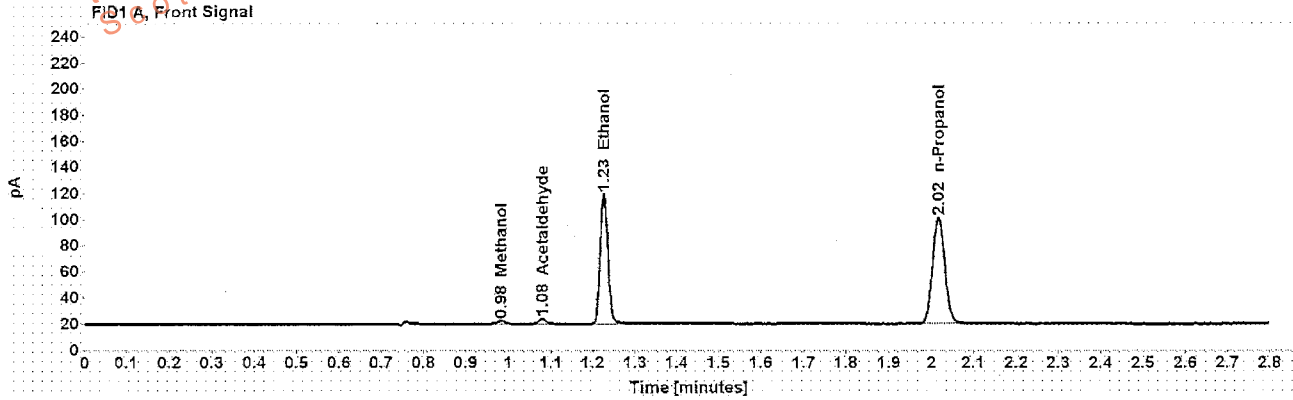


Table 1: FID 1 A (column DB-ALC1)

Compound	Amount (g/100mL)	Time (min)	Peak Area
Methanol	-----	0.982	2.908
Acetaldehyde	-----	1.080	4.172
>Ethanol	0.2227	1.226	128.332
n-Propanol	-----	2.016	165.383

Table 2: FID 2 B (column DB-ALC2)

Compound	Time (min)	Peak Area
Acetaldehyde	0.974	4.327
Ethanol	1.328	130.541
n-Propanol	2.345	168.345

Case: [REDACTED] User: alangan 8/10/2016

Scottsdale Police Department Crime Lab Volatiles Analysis

Sample:	[REDACTED]	Item number:	1104526
Injection date:	8/9/2016 4:55:25 PM	Vial:	51
Method:	ethanol quant.M	Sequence:	09Aug16
Instrument:	US14173023.CN14160045	Analyst:	Langan
Data file:	C:\Chem32\11\Data\09Aug16\51.D		

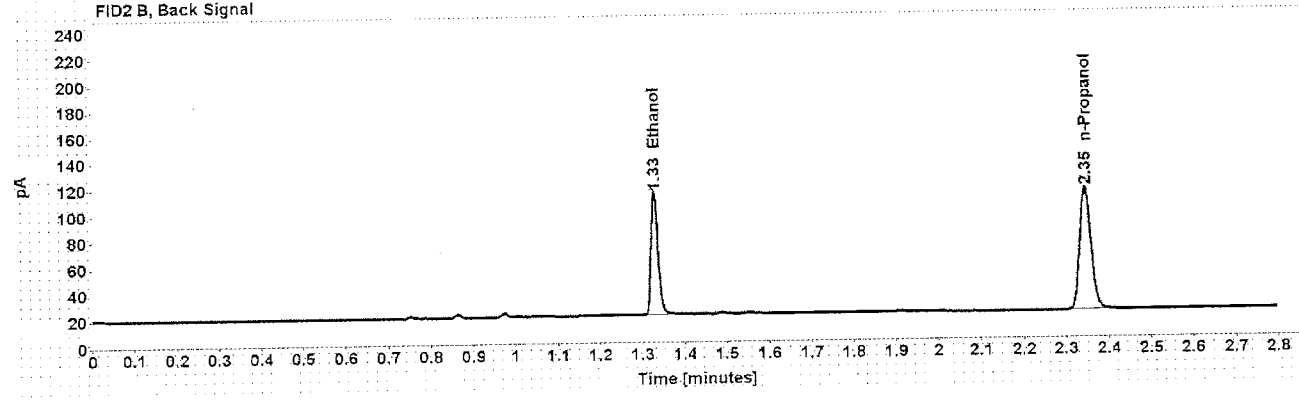
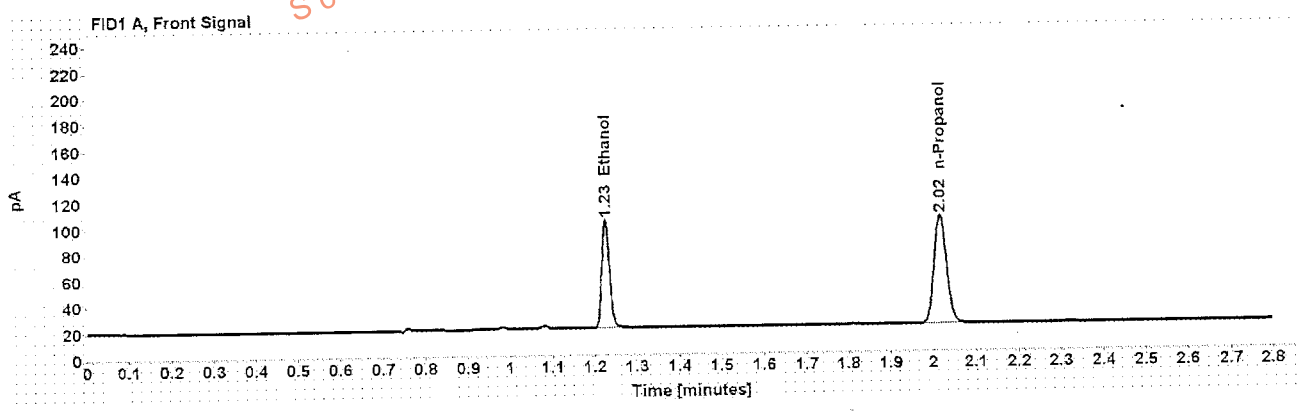


Table 1: FID 1 A (column DB-ALC1)

Compound	Amount (g/100mL)	Time (min)	Peak Area
>Ethanol	0.1808	1.226	107.118
n-Propanol	-----	2.017	170.133

Table 2: FID 2 B (column DB-ALC2)

Compound	Time (min)	Peak Area
Ethanol	1.329	108.978
n-Propanol	2.346	173.536

Case: [REDACTED] User: alangan 8/10/2016

Scottsdale Police Department Crime Lab Volatiles Analysis

Sample: [REDACTED] Item number: 1104526
Injection date: 8/9/2016 4:59:26 PM Vial: 52
Method: ethanol quant.M Sequence: 09Aug16
Instrument: US14173023 CN14160045 Analyst: Langan
Data file: C:\Chem32\1\Data\09Aug16\52.D

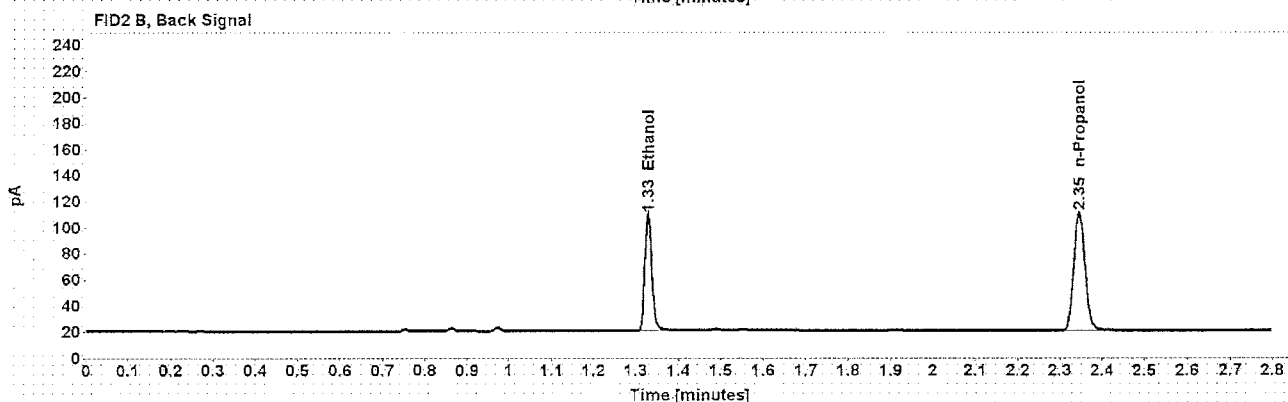
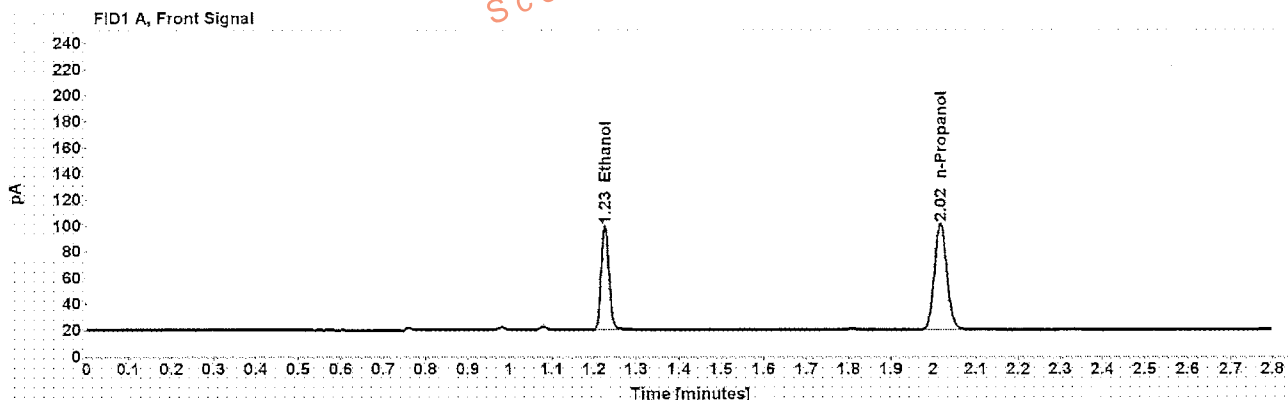


Table 1: FID 1 A (column DB-ALC1)

Compound	Amount (g/100mL)	Time (min)	Peak Area
>Ethanol	0.1760	1.226	102.336
n-Propanol	-----	2.016	166.983

Table 2: FID 2 B (column DB-ALC2)

Compound	Time (min)	Peak Area
Ethanol	1.328	104.390
n-Propanol	2.345	169.169

Scottsdale Police Department Crime Lab Volatiles Analysis

Sample: [REDACTED]	Item number: 1102701
Injection date: 8/9/2016 5:07:25 PM	Vial: 54
Method: ethanol quant.M	Sequence: 09Aug16
Instrument: US14173023 CN14160045	Analyst: Langan
Data file: C:\Chem32\11\Data\09Aug16\54.D	

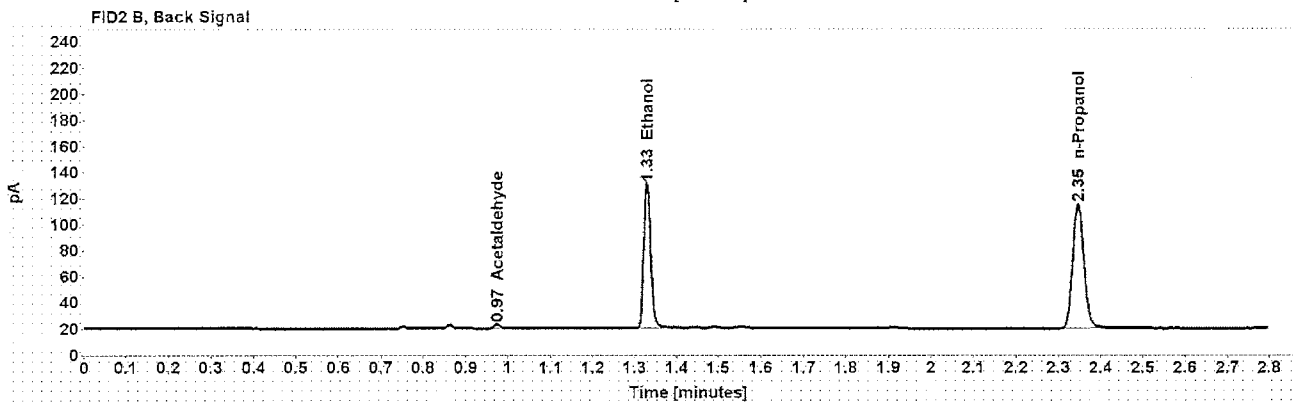
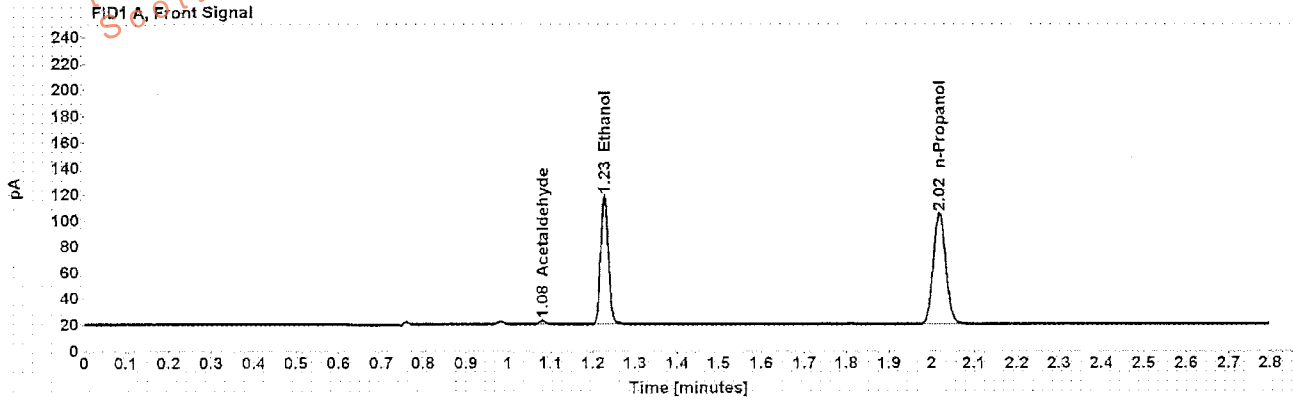


Table 1: FID 1 A (column DB-ALC1)

Compound	Amount (g/100mL)	Time (min)	Peak Area
Acetaldehyde	-----	1.080	2.975
>Ethanol	0.2097	1.226	126.884
n-Propanol	-----	2.017	173.729

Table 2: FID 2 B (column DB-ALC2)

Compound	Time (min)	Peak Area
Acetaldehyde	0.974	3.083
Ethanol	1.329	128.999
n-Propanol	2.346	177.033

Scottsdale Police Department Crime Lab Volatiles Analysis

Sample:	[REDACTED]	Item number:	1102701
Injection date:	8/9/2016 5:11:40 PM	Vial:	55
Method:	ethanol quant.M	Sequence:	09Aug16
Instrument:	US14173023 CN14160045	Analyst:	Langan
Data file:	C:\Chem3211\Data\09Aug16\55.D		

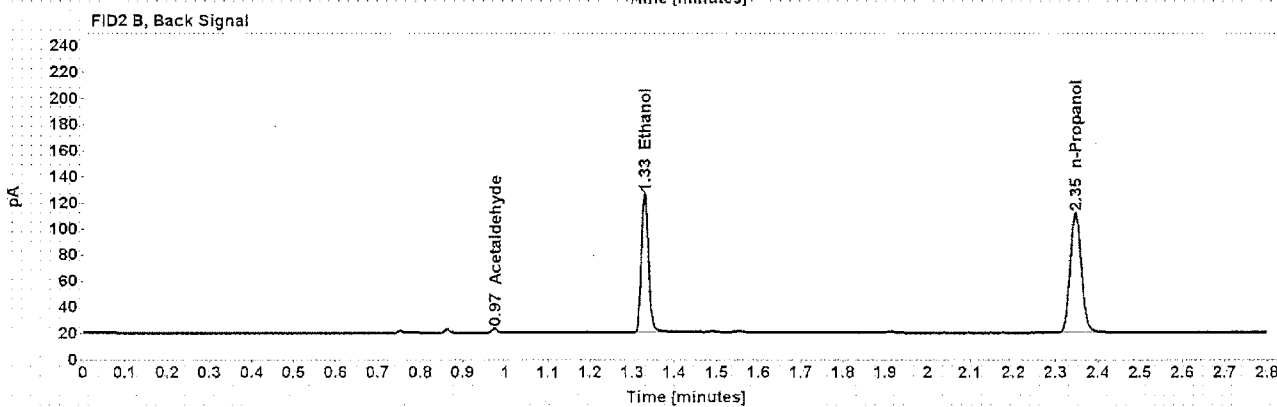
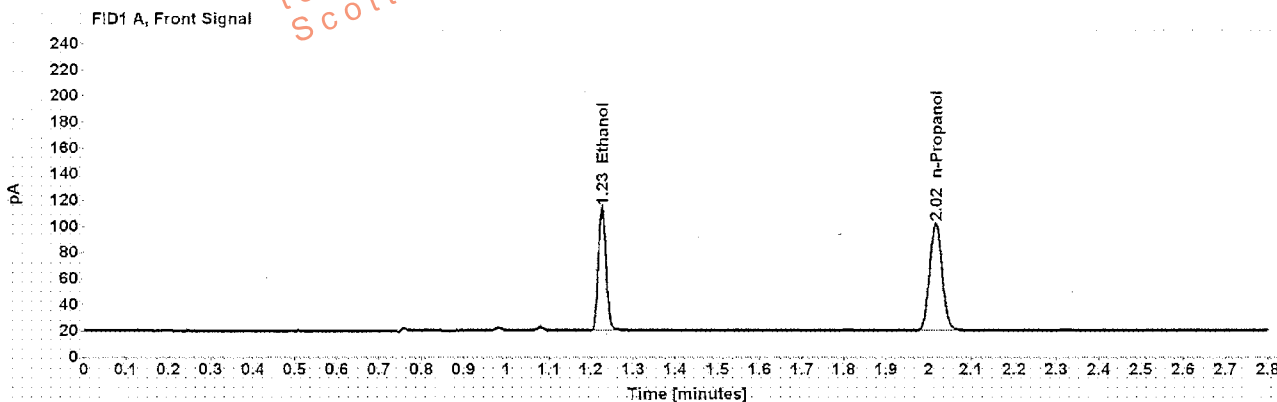


Table 1: FID 1 A (column DB-ALC1)

Compound	Amount (g/100mL)	Time (min)	Peak Area
>Ethanol	0.2084	1.226	121.276
n-Propanol	-----	2.017	167.093

Table 2: FID 2 B (column DB-ALC2)

Compound	Time (min)	Peak Area
Acetaldehyde	0.974	2.945
Ethanol	1.329	123.547
n-Propanol	2.346	170.490

Scottsdale Police Department Crime Lab Volatiles Analysis

Sample: [REDACTED]	Item number: 1103671
Injection date: 8/9/2016 5:15:41 PM	Vial: 56
Method: ethanol quant.M	Sequence: 09Aug16
Instrument: US14173023 CN14160045	Analyst: Langan
Data file: C:\Chem32\1\Data\09Aug16\56.D	

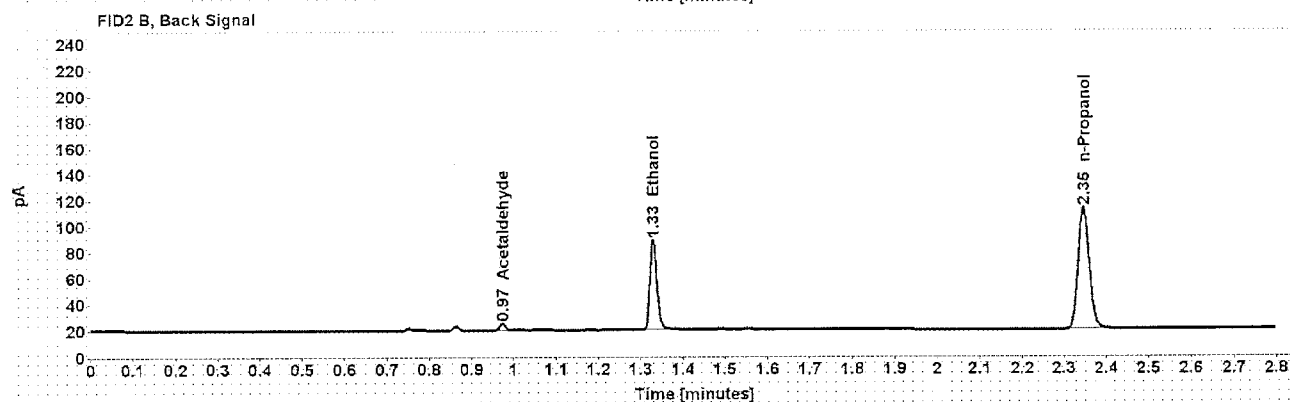
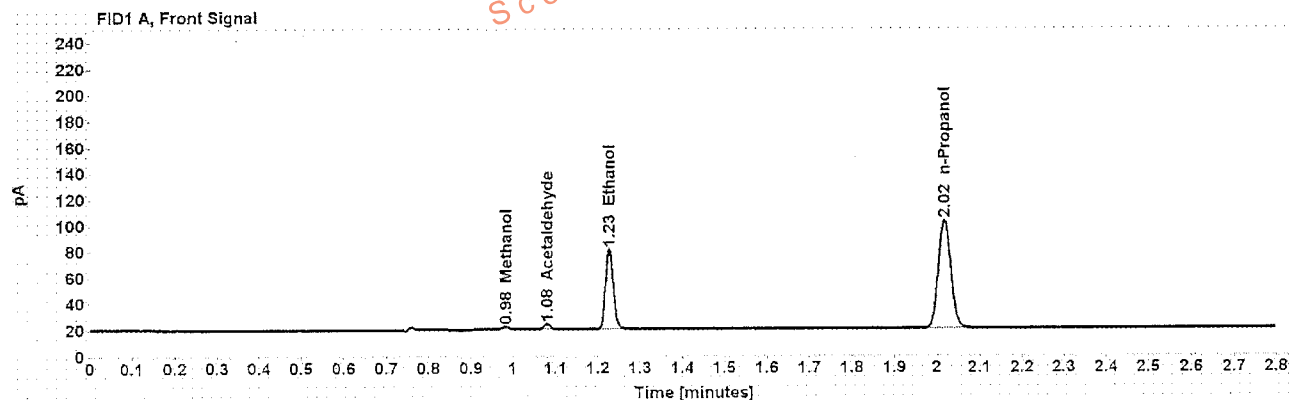


Table 1: FID 1 A (column DB-ALC1)

Compound	Amount (g/100mL)	Time (min)	Peak Area
Methanol	-----	0.982	2.845
Acetaldehyde	-----	1.080	4.545
>Ethanol	0.1337	1.227	78.687
n-Propanol	-----	2.017	169.216

Table 2: FID 2 B (column DB-ALC2)

Compound	Time (min)	Peak Area
Acetaldehyde	0.974	4.661
Ethanol	1.329	79.885
n-Propanol	2.346	172.441

Scottsdale Police Department Crime Lab Volatiles Analysis

Sample: [REDACTED]	Item number: 1103671
Injection date: 8/9/2016 5:19:41 PM	Vial: 57
Method: ethanol quant.M	Sequence: 09Aug16
Instrument: US14173023 CN14160045	Analyst: Langan
Data file: C:\Chem32\11\Data\09Aug16\57.D	

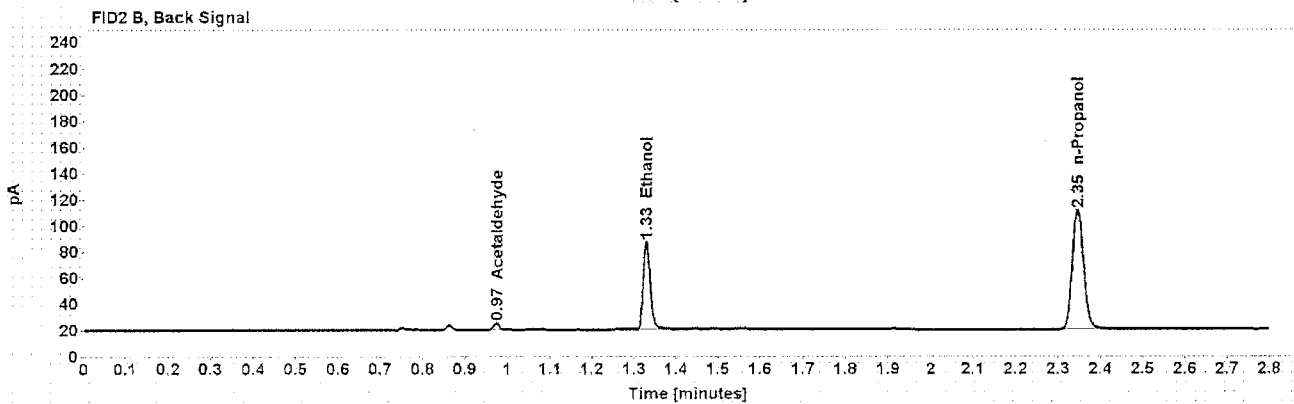
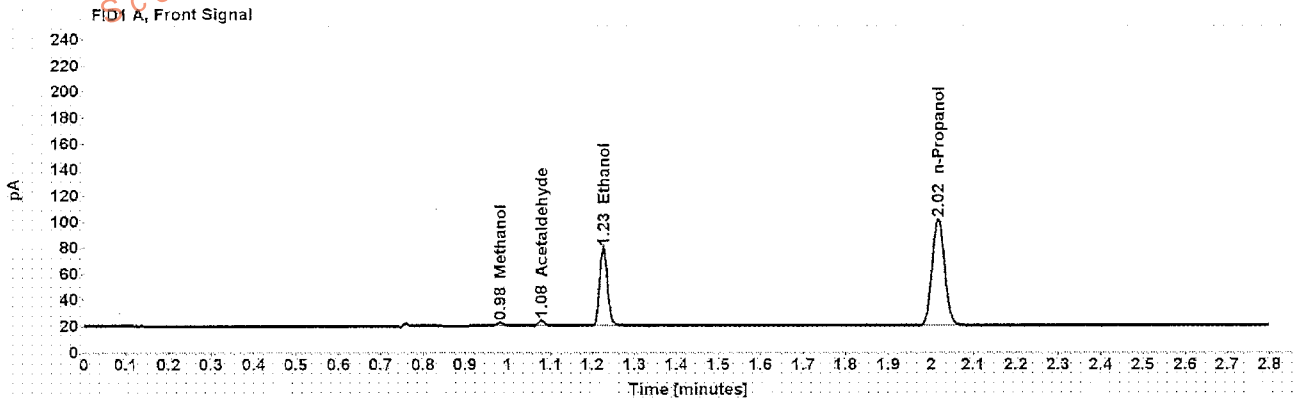


Table 1: FID 1 A (column DB-ALC1)

Compound	Amount (g/100mL)	Time (min)	Peak Area
Methanol	-----	0.982	3.029
Acetaldehyde	-----	1.080	4.462
>Ethanol	0.1330	1.227	77.152
n-Propanol	-----	2.017	166.805

Table 2: FID 2 B (column DB-ALC2)

Compound	Time (min)	Peak Area
Acetaldehyde	0.974	4.613
Ethanol	1.329	79.164
n-Propanol	2.346	170.157

Case: [REDACTED] User: alangan 8/10/2016

Scottsdale Police Department Crime Lab Volatiles Analysis

Sample: [REDACTED]	Item number: 1103667
Injection date: 8/9/2016 5:23:40 PM	Vial: 58
Method: ethanol quant.M	Sequence: 09Aug16
Instrument: US14173023 CN14160045	Analyst: Langan
Data file: C:\Chem321\1Data\09Aug16\58.D	

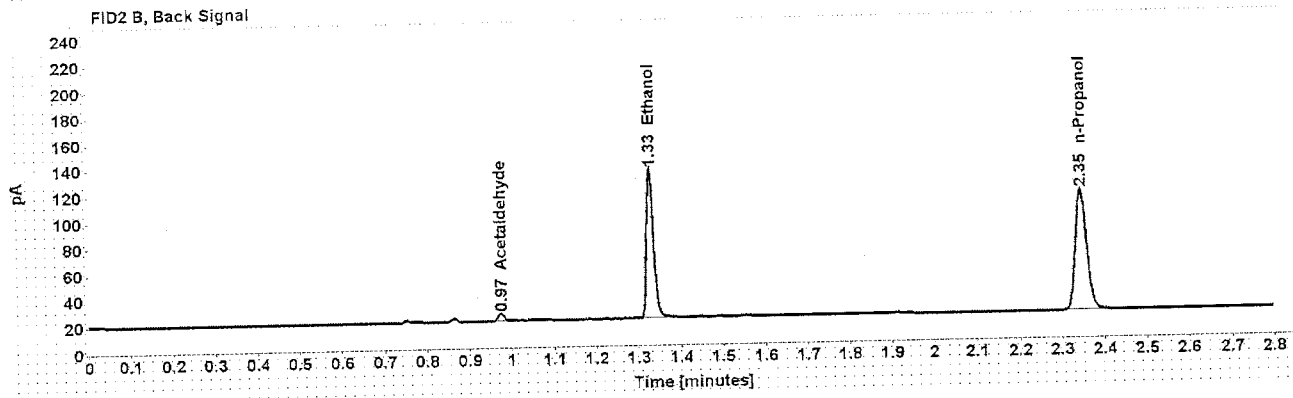
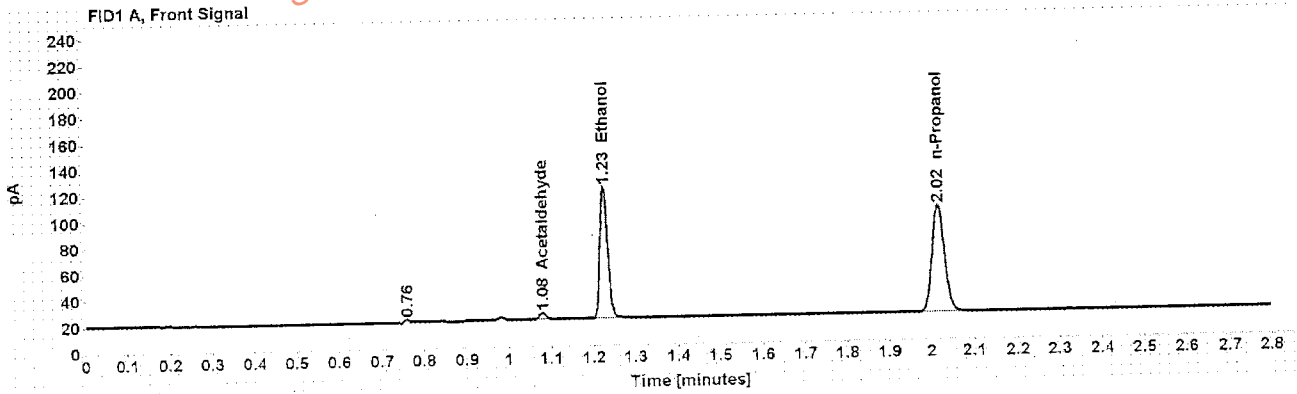


Table 1: FID 1 A (column DB-ALC1)

Compound	Amount (g/100mL)	Time (min)	Peak Area
Acetaldehyde	-----	1.080	5.245
>Ethanol	0.2232	1.226	130.580
n-Propanol	-----	2.016	167.927

Table 2: FID 2 B (column DB-ALC2)

Compound	Time (min)	Peak Area
Acetaldehyde	0.973	5.465
Ethanol	1.328	132.862
n-Propanol	2.345	171.252

Scottsdale Police Department Crime Lab Volatiles Analysis

Sample: [REDACTED]	Item number: 1103667
Injection date: 8/9/2016 5:27:41 PM	Vial: 59
Method: ethanol quant.M	Sequence: 09Aug16
Instrument: US14173023 CN14160045	Analyst: Langan
Data file: C:\Chem32\1\Data\09Aug16\59.D	

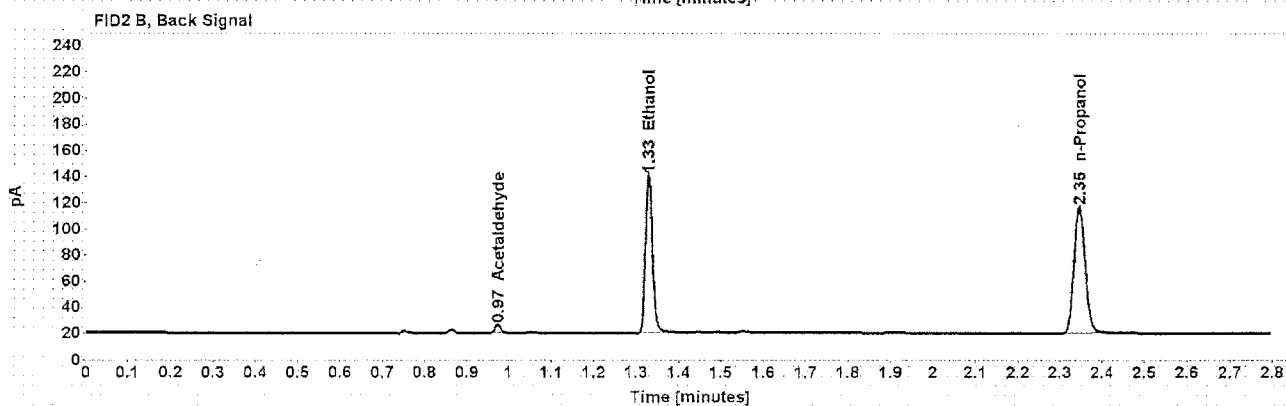
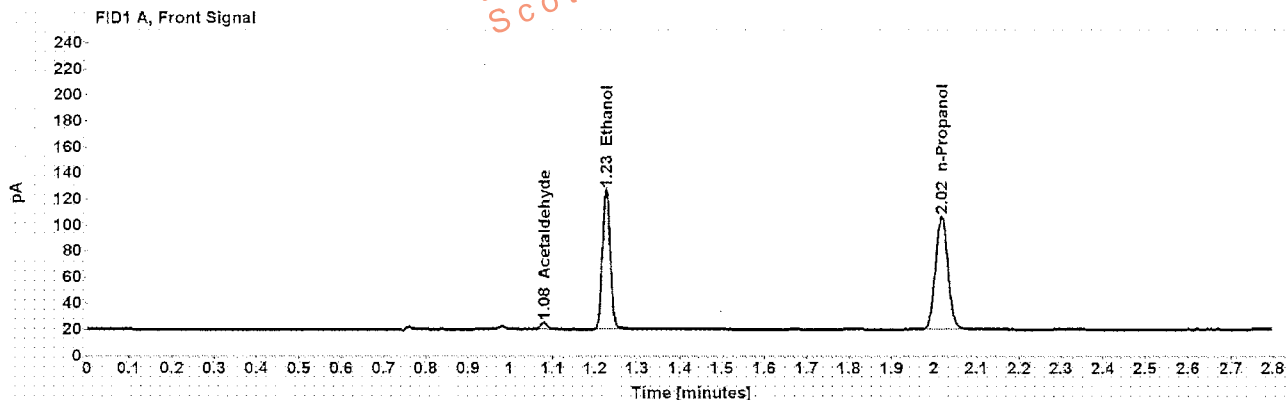


Table 1: FID 1 A (column DB-ALC1)

Compound	Amount (g/100mL)	Time (min)	Peak Area
Acetaldehyde	-----	1.080	5.490
>Ethanol	0.2237	1.226	137.970
n-Propanol	-----	2.017	177.011

Table 2: FID 2 B (column DB-ALC2)

Compound	Time (min)	Peak Area
Acetaldehyde	0.974	5.672
Ethanol	1.329	140.446
n-Propanol	2.346	180.341

Case: [REDACTED] User: alangan 8/10/2016

Scottsdale Police Department Crime Lab Volatiles Analysis

Sample: [REDACTED]	Item number: 1102721
Injection date: 8/9/2016 5:31:40 PM	Vial: 60
Method: ethanol quant.M	Sequence: 09Aug16
Instrument: US14173023 CN14160045	Analyst: Langan
Data file: C:\Chem32\1\Data\09Aug16\60.D	

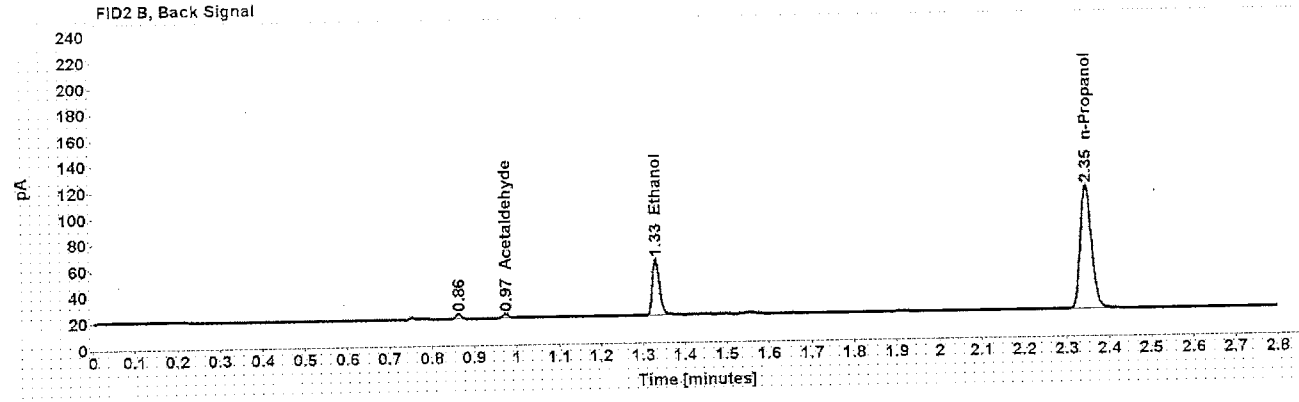
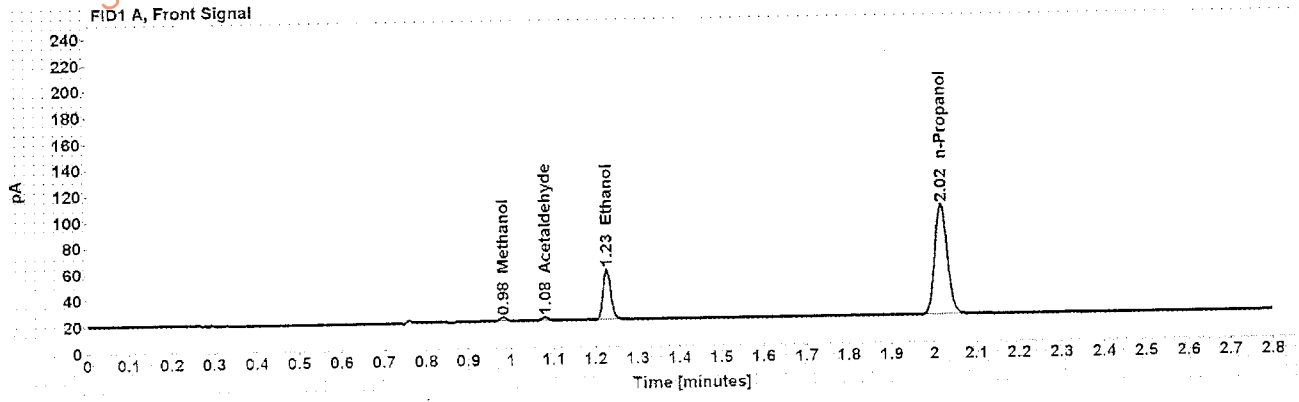


Table 1: FID 1 A (column DB-ALC1)

Compound	Amount (g/100mL)	Time (min)	Peak Area
Methanol	-----	0.982	3.569
Acetaldehyde	-----	1.080	2.810
>Ethanol	0.0834	1.227	49.798
n-Propanol	-----	2.017	172.163

Table 2: FID 2 B (column DB-ALC2)

Compound	Time (min)	Peak Area
Acetaldehyde	0.974	2.916
Ethanol	1.330	50.550
n-Propanol	2.346	175.702

Scottsdale Police Department Crime Lab Volatiles Analysis

Sample: [REDACTED]	Item number: 1102721
Injection date: 8/9/2016 5:35:56 PM	Vial: 61
Method: ethanol quant.M	Sequence: 09Aug16
Instrument: US14173023 CN14160045	Analyst: Langan
Data file: C:\Chem32\11\Data\09Aug16\61.D	

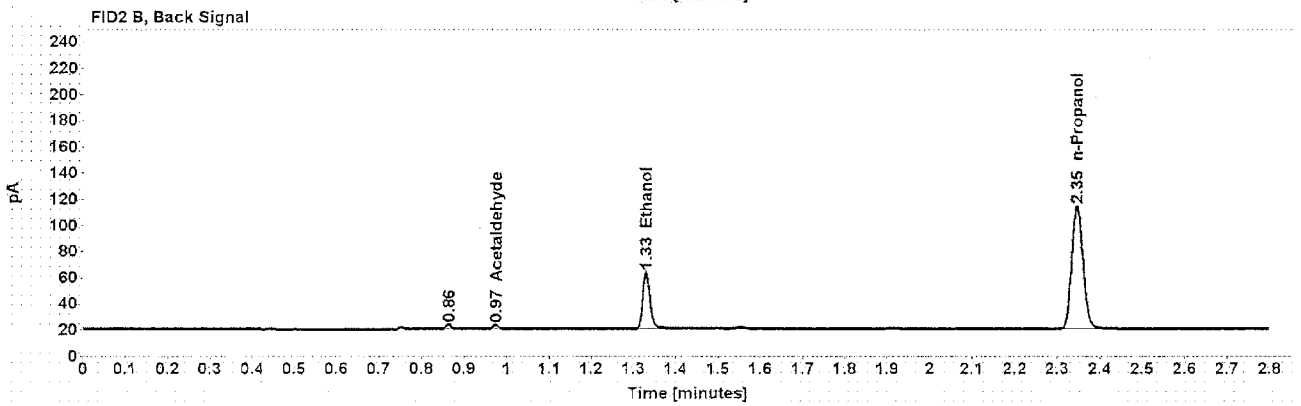
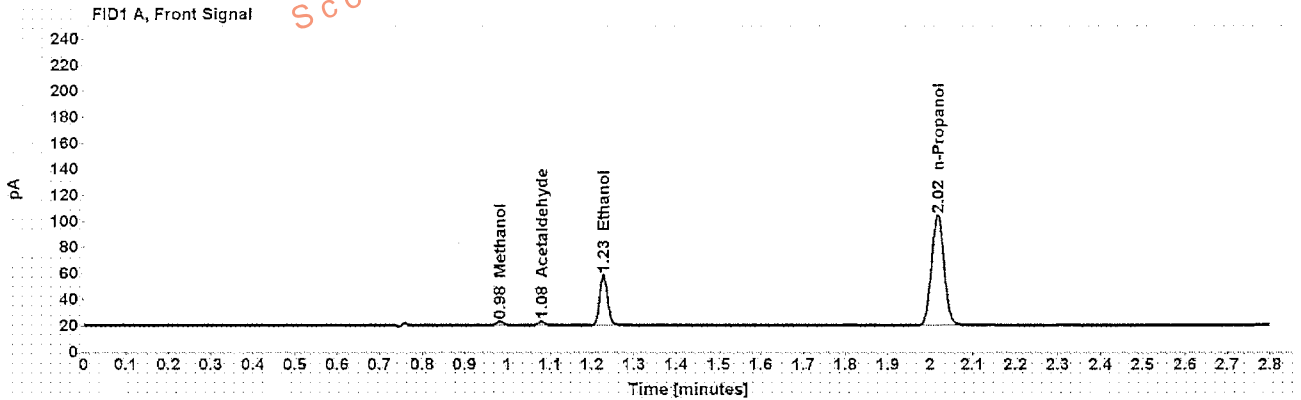


Table 1: FID 1 A (column DB-ALC1)

Compound	Amount (g/100mL)	Time (min)	Peak Area
Methanol	-----	0.982	3.581
Acetaldehyde	-----	1.080	2.826
>Ethanol	0.0836	1.227	49.776
n-Propanol	-----	2.017	171.623

Table 2: FID 2 B (column DB-ALC2)

Compound	Time (min)	Peak Area
Acetaldehyde	0.974	2.955
Ethanol	1.330	51.388
n-Propanol	2.346	175.418

Case: [REDACTED] User: alangan 8/10/2016

Scottsdale Police Department Crime Lab Volatiles Analysis

Sample: [REDACTED] Item number: 1069122
Injection date: 8/9/2016 5:39:55 PM Vial: 62
Method: ethanol quant.M Sequence: 09Aug16
Instrument: US14173023 CN14160045 Analyst: Langan
Data file: C:\Chem32\1\Data\09Aug16\62.D

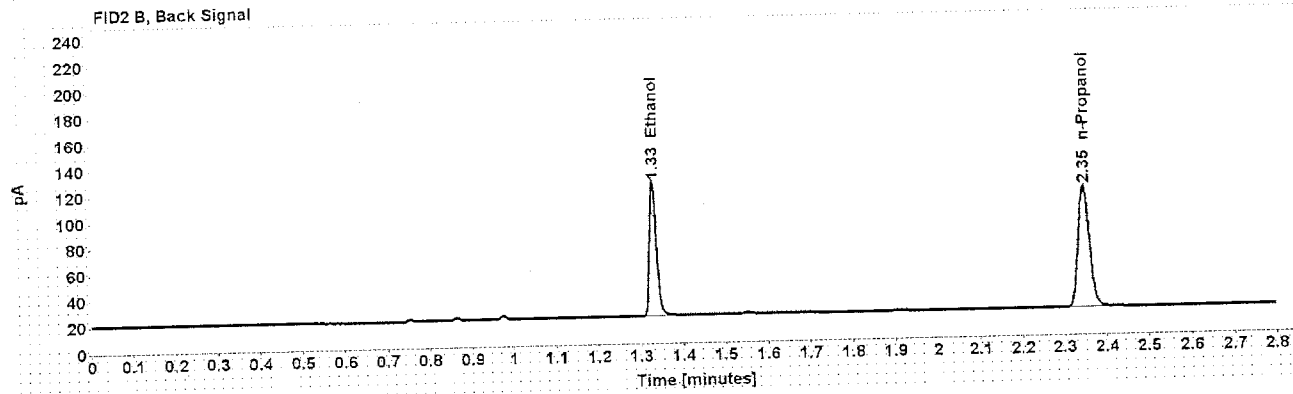
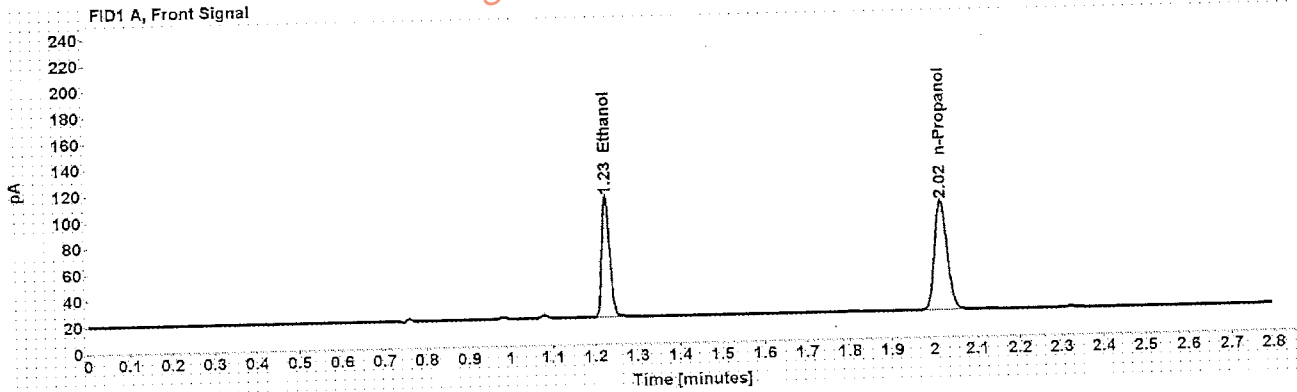


Table 1: FID 1 A (column DB-ALC1)

Compound	Amount (g/100mL)	Time (min)	Peak Area
>Ethanol	0.1993	1.226	118.059
n-Propanol	-----	2.017	170.095

Table 2: FID 2 B (column DB-ALC2)

Compound	Time (min)	Peak Area
Ethanol	1.329	120.107
n-Propanol	2.346	173.687

Case: [REDACTED] User: alangan 8/10/2016

Scottsdale Police Department Crime Lab Volatiles Analysis

Sample:	[REDACTED]	Item number:	1069122
Injection date:	8/9/2016 5:43:56 PM	Vial:	63
Method:	ethanol quant.M	Sequence:	09Aug16
Instrument:	US14173023 CN14160045	Analyst:	Langan
Data file:	C:\Chem3211\Data\09Aug16\63.D		

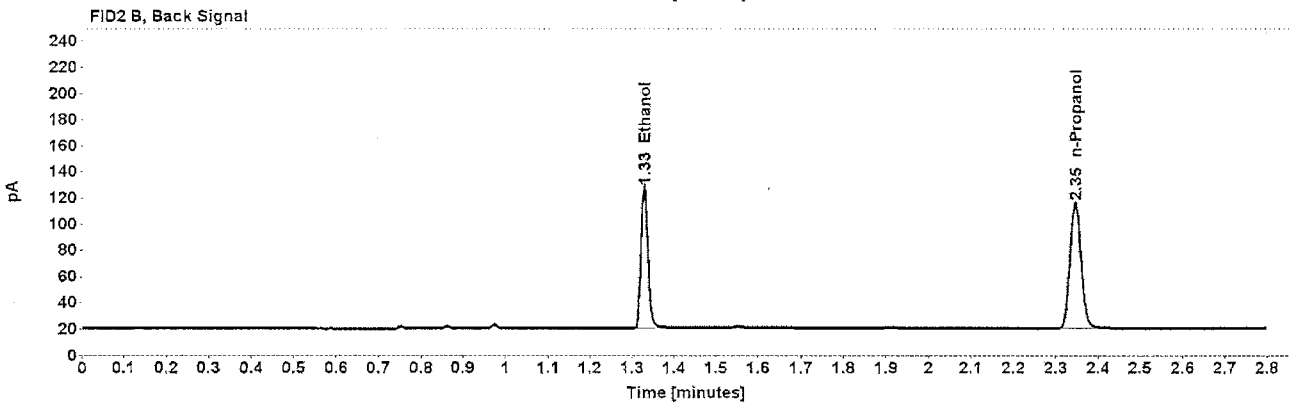
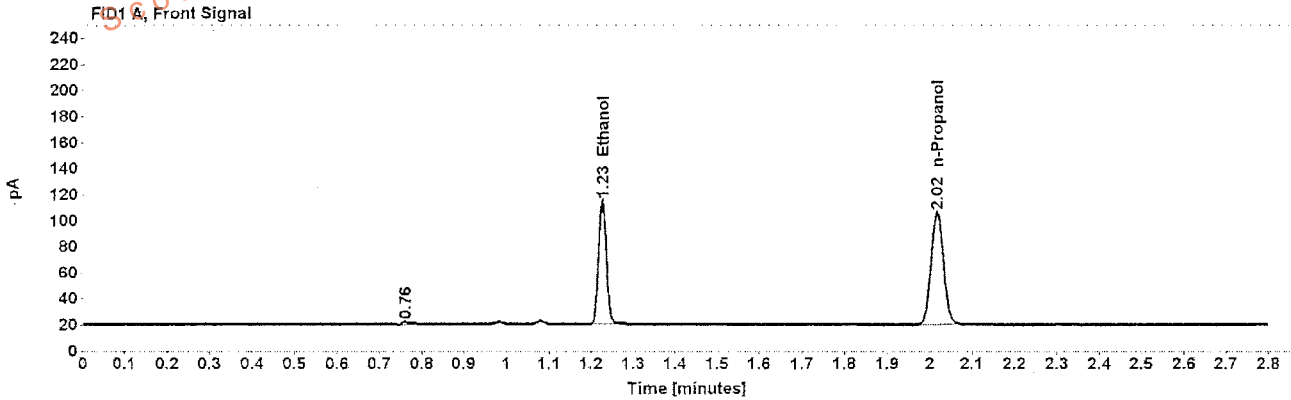


Table 1: FID 1 A (column DB-ALC1)

Compound	Amount (g/100mL)	Time (min)	Peak Area
>Ethanol	0.2005	1.226	122.730
n-Propanol	-----	2.017	175.784

Table 2: FID 2 B (column DB-ALC2)

Compound	Time (min)	Peak Area
Ethanol	1.328	124.702
n-Propanol	2.346	179.495

Case: [REDACTED] User: alangan 8/10/2016

Scottsdale Police Department Crime Lab Volatiles Analysis

Sample: [REDACTED]	Item number: 1103775
Injection date: 8/9/2016 5:51:55 PM	Vial: 65
Method: ethanol quant.M	Sequence: 09Aug16
Instrument: US14173023.ON14160045	Analyst: Langan
Data file: C:\Chem32\11\Data\09Aug16\65.D	

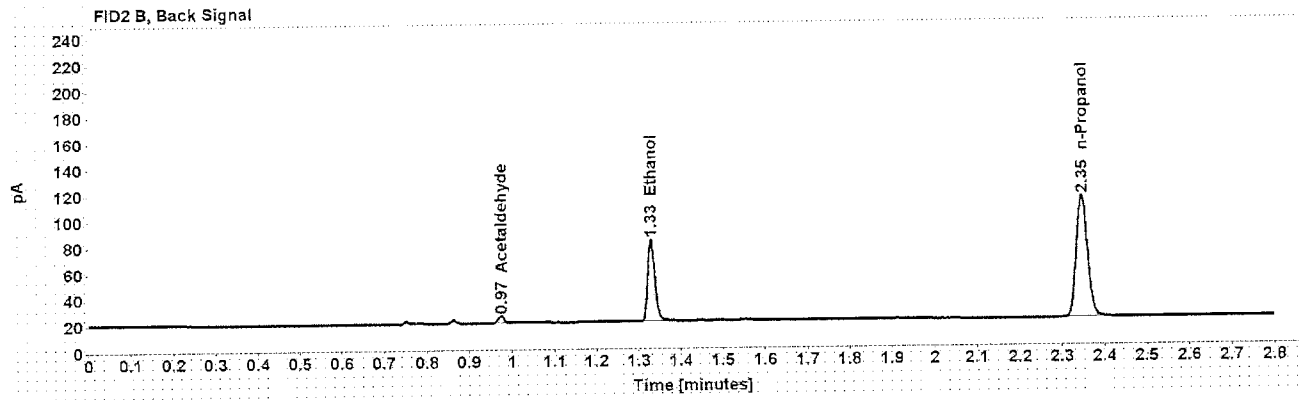
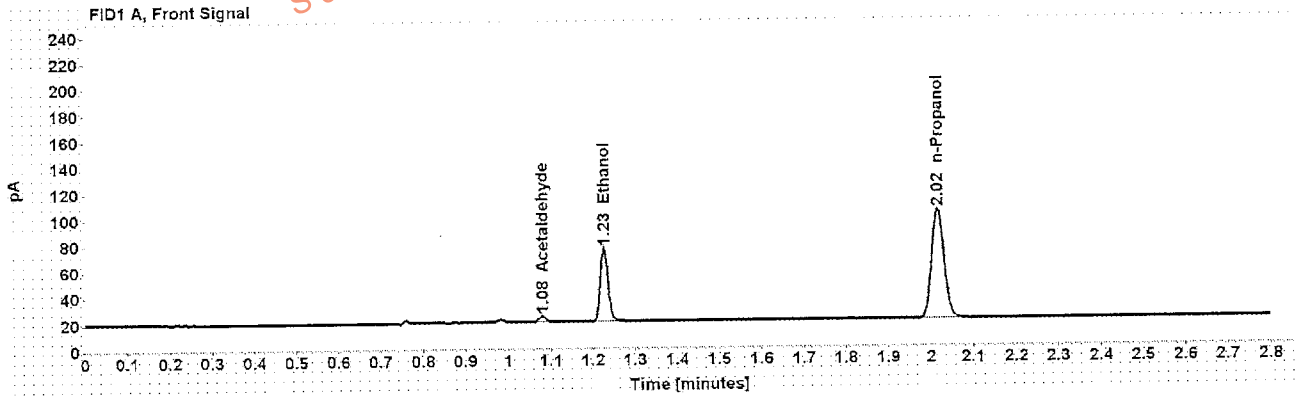


Table 1: FID 1 A (column DB-ALC1)

Compound	Amount (g/100mL)	Time (min)	Peak Area
Acetaldehyde	-----	1.080	4.746
>Ethanol	0.1207	1.227	71.895
n-Propanol	-----	2.017	171.355

Table 2: FID 2 B (column DB-ALC2)

Compound	Time (min)	Peak Area
Acetaldehyde	0.974	4.945
Ethanol	1.329	72.782
n-Propanol	2.346	173.528

Scottsdale Police Department Crime Lab Volatiles Analysis

Sample: [REDACTED]	Item number: 1103775
Injection date: 8/9/2016 5:55:55 PM	Vial: 66
Method: ethanol quant.M	Sequence: 09Aug16
Instrument: US14173023 CN14160045	Analyst: Langan
Data file: C:\Chem32\1\Data\09Aug16\66.D	

Dissemination is restricted to Criminal Justice Agencies and authorized Non-C.J. Agencies ONLY. Secondary dissemination to unauthorized agencies is PROHIBITED.
Scottsdale City Prosecutor

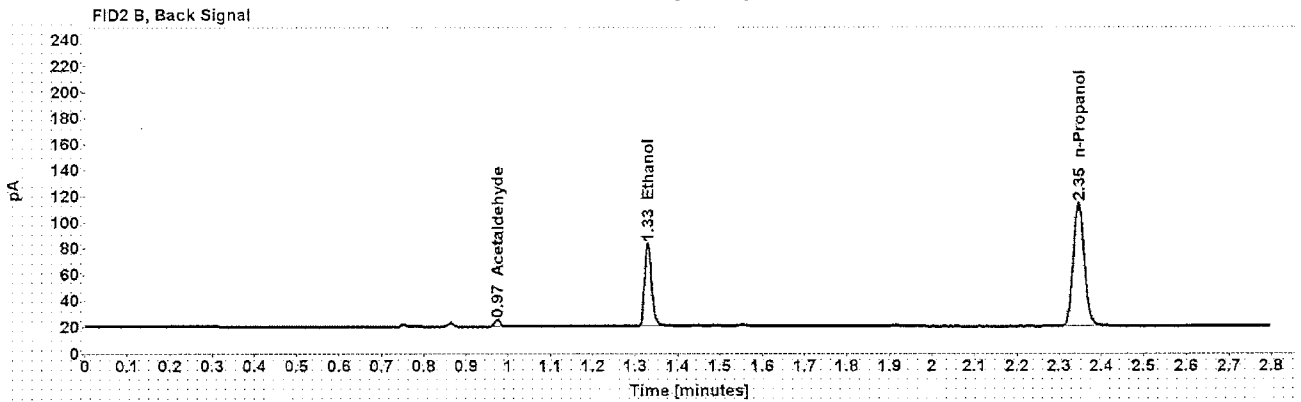
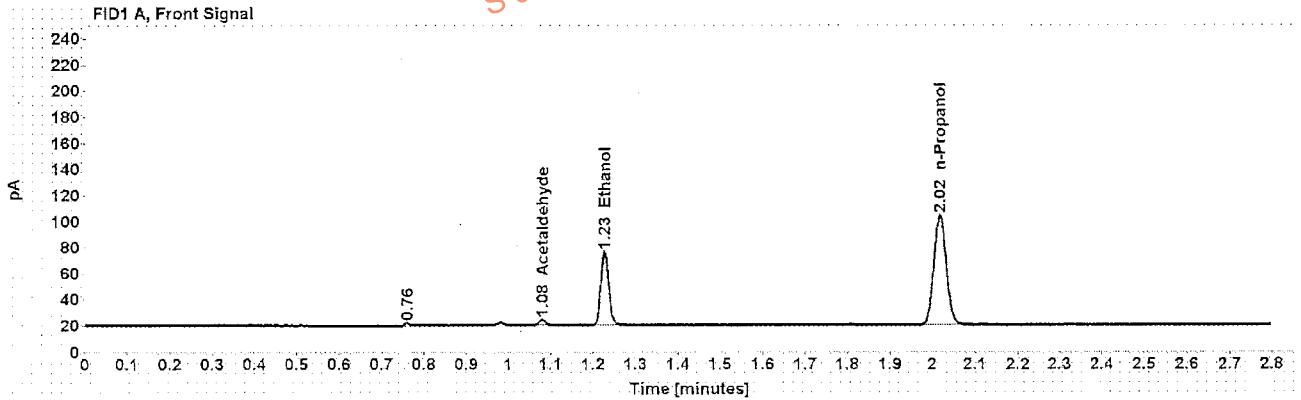


Table 1: FID 1 A (column DB-ALC1)

Compound	Amount (g/100mL)	Time (min)	Peak Area
Acetaldehyde	-----	1.080	4.751
>Ethanol	0.1213	1.227	72.387
n-Propanol	-----	2.017	171.633

Table 2: FID 2 B (column DB-ALC2)

Compound	Time (min)	Peak Area
Acetaldehyde	0.974	4.910
Ethanol	1.329	73.410
n-Propanol	2.346	175.010

Case [REDACTED] User: alangan 8/10/2016

Scottsdale Police Department Crime Lab Volatiles Analysis

Sample: [REDACTED] Item number: 14053355-228-10-16
Injection date: 8/9/2016 6:00:10 PM Vial: 67 1105355
Method: ethanol quant.M Sequence: 09Aug16
Instrument: US14173023 CN14160045 Analyst: Langan
Data file: C:\Chem32\11\Data\09Aug16\67.D

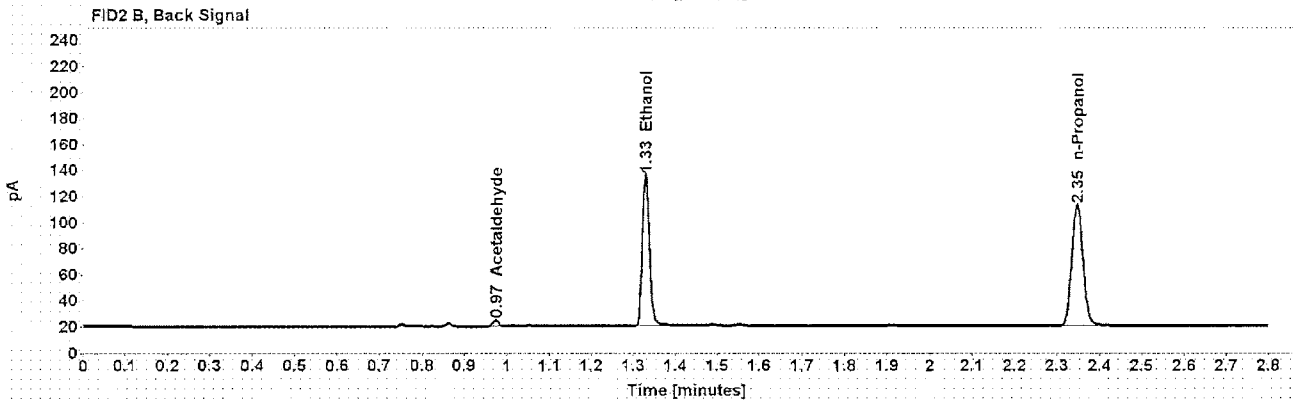
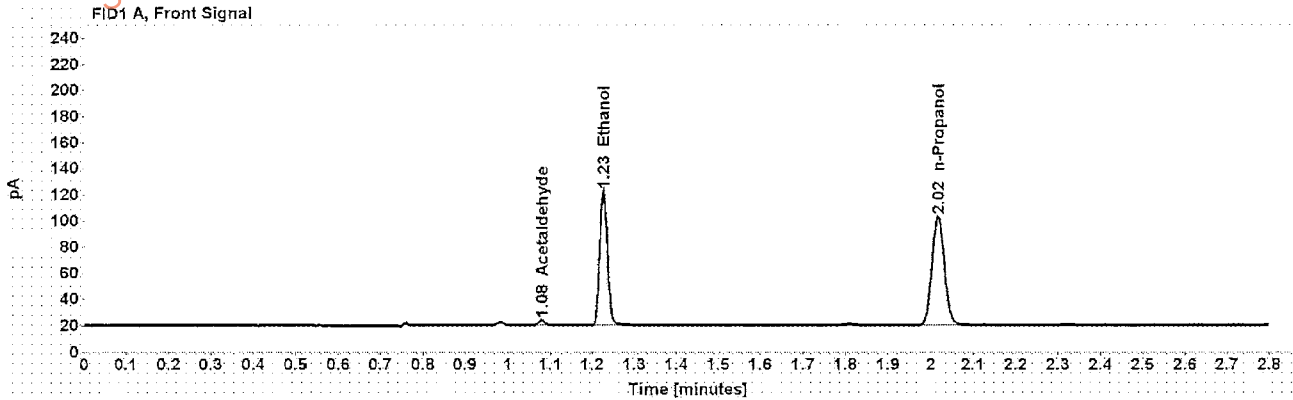


Table 1: FID 1 A (column DB-ALC1)

Compound	Amount (g/100mL)	Time (min)	Peak Area
Acetaldehyde	-----	1.080	4.105
>Ethanol	0.2248	1.226	132.202
n-Propanol	-----	2.017	168.805

Table 2: FID 2 B (column DB-ALC2)

Compound	Time (min)	Peak Area
Acetaldehyde	0.974	4.270
Ethanol	1.329	136.212
n-Propanol	2.346	172.313

Case: [REDACTED] User: alangan 8/10/2016

Scottsdale Police Department Crime Lab Volatiles Analysis

Sample: [REDACTED] Item number: 11053355 Aug 8-10-16
Injection date: 8/9/2016 6:04:11 PM Vial: 68 1105355
Method: ethanol quant.M Sequence: 09Aug16
Instrument: US14173023-CN14160045 Analyst: Langan
Data file: C:\Chem3211\Data\09Aug16\68.D

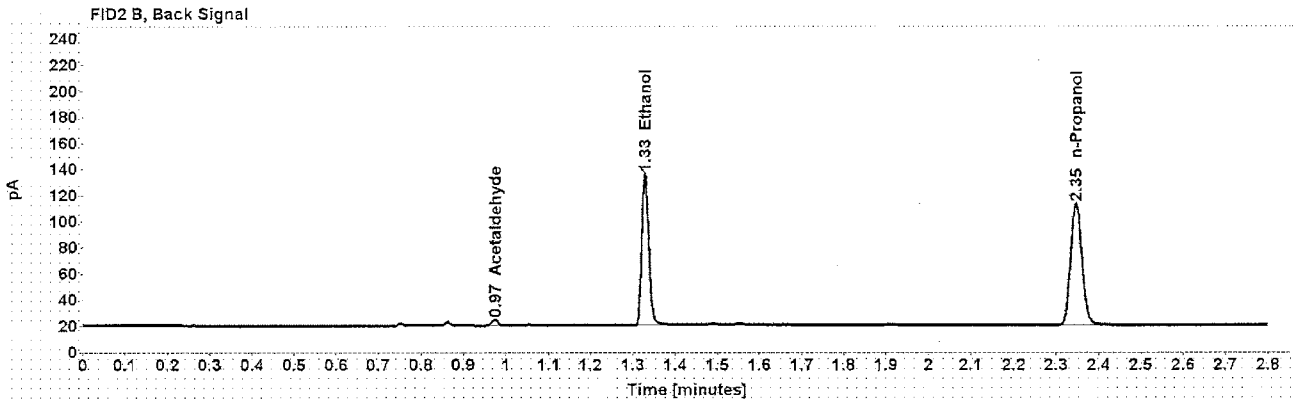
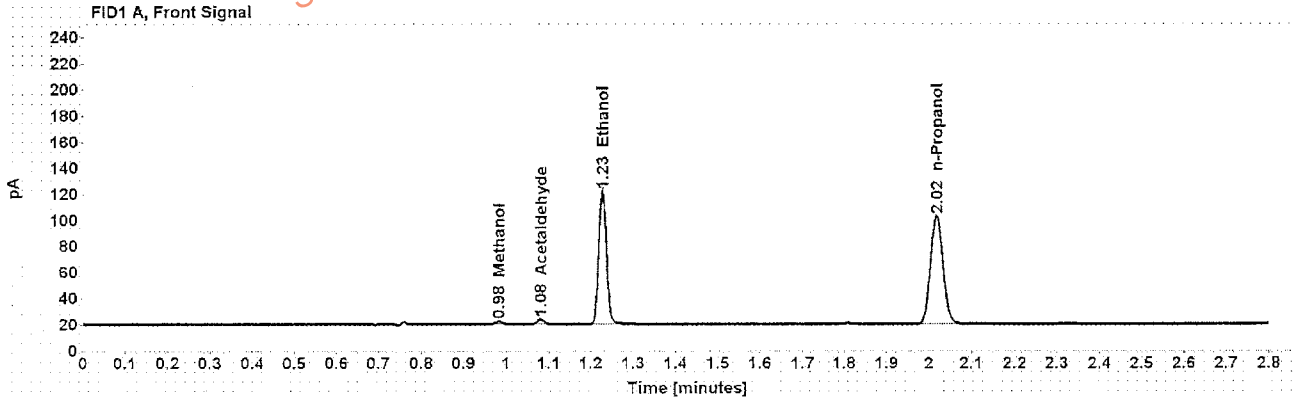


Table 1: FID 1 A (column DB-ALC1)

Compound	Amount (g/100mL)	Time (min)	Peak Area
Methanol	-----	0.982	2.829
Acetaldehyde	-----	1.080	4.140
>Ethanol	0.2222	1.226	131.768
n-Propanol	-----	2.017	170.230

Table 2: FID 2 B (column DB-ALC2)

Compound	Time (min)	Peak Area
Acetaldehyde	0.974	4.273
Ethanol	1.329	135.110
n-Propanol	2.346	172.641

Case: [REDACTED] User: alangan 8/10/2016

Scottsdale Police Department Crime Lab Volatiles Analysis

Sample: [REDACTED] Item number: 140436 - 8-10-16
Injection date: 8/9/2016 6:08:11 PM Vial: 10-038
Method: ethanol quant.M Sequence: 09Aug16
Instrument: US14173023 CN14160045 Analyst: Langan
Data file: C:\Chem32\1\Data\09Aug16\69.D

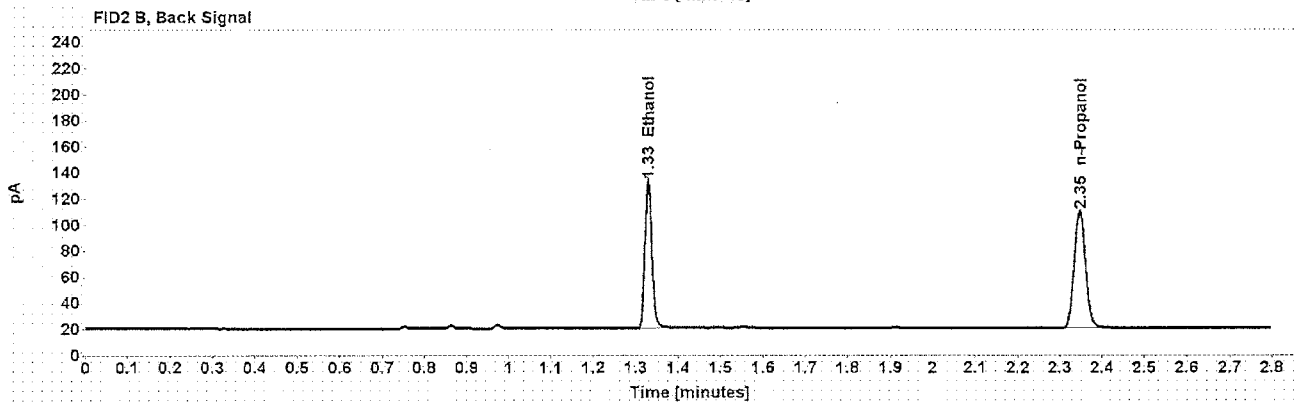
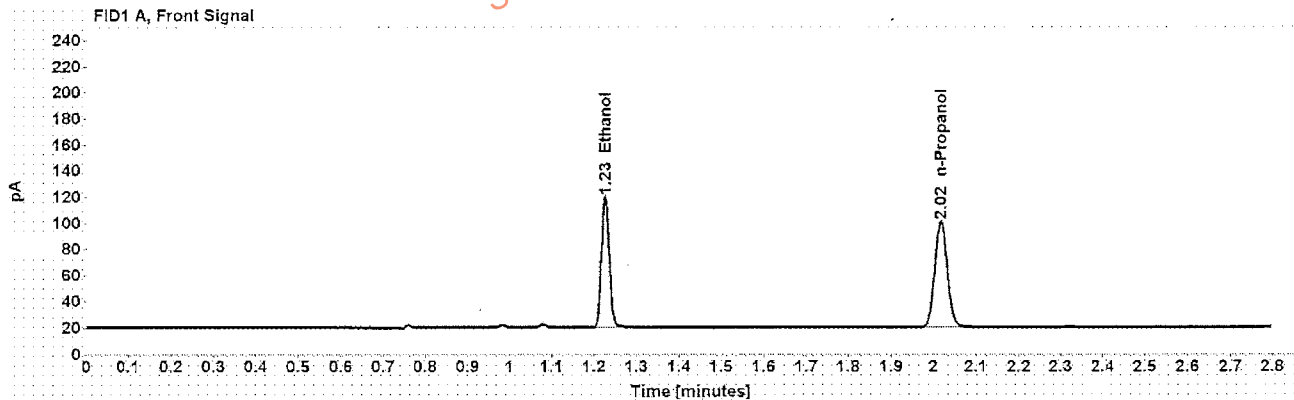


Table 1: FID 1 A (column DB-ALC1)

Compound	Amount (g/100mL)	Time (min)	Peak Area
>Ethanol	0.2236	1.226	128.471
n-Propanol	-----	2.017	164.913

Table 2: FID 2 B (column DB-ALC2)

Compound	Time (min)	Peak Area
Ethanol	1.328	130.537
n-Propanol	2.346	168.232

Case: [REDACTED] User: alangan 8/10/2016

Scottsdale Police Department Crime Lab Volatiles Analysis

Sample: [REDACTED] Item number: 110438-110438-038-08-10-16
Injection date: 8/9/2016 6:12:11 PM Vial: 70
Method: ethanol quant.M Sequence: 09Aug16
Instrument: US14173023 CN14160045 Analyst: Langan
Data file: C:\Chem32\1\Data\09Aug16\70.D

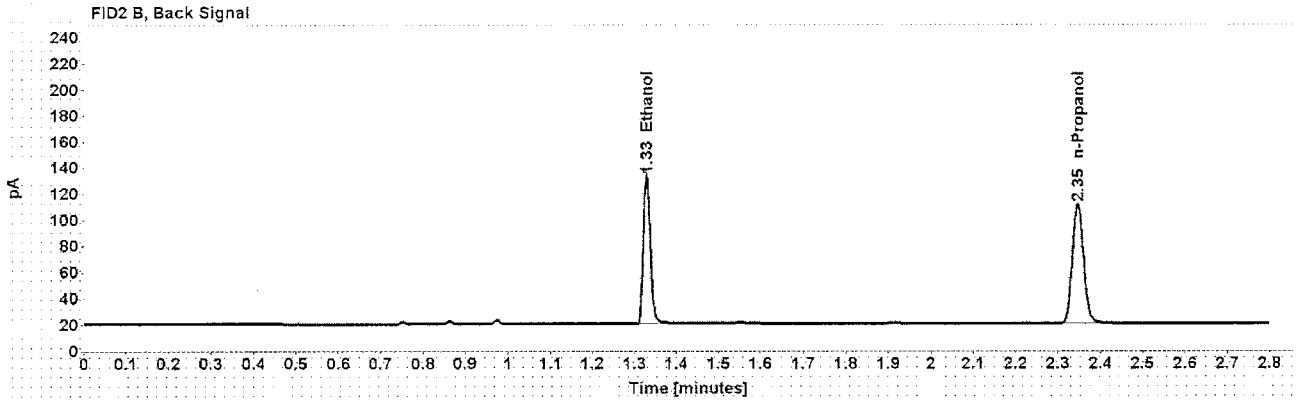
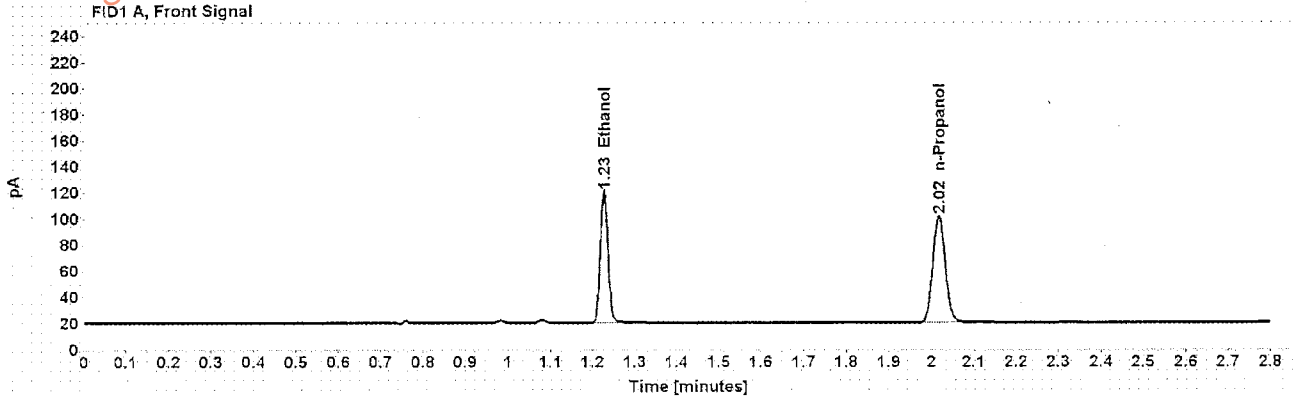


Table 1: FID 1 A (column DB-ALC1)

Compound	Amount (g/100mL)	Time (min)	Peak Area
>Ethanol	0.2224	1.226	128.741
n-Propanol	-----	2.017	166.173

Table 2: FID 2 B (column DB-ALC2)

Compound	Time (min)	Peak Area
Ethanol	1.329	130.828
n-Propanol	2.346	169.660

Scottsdale Police Department Crime Lab Volatiles Analysis

Sample: [REDACTED]	Item number: 1104686
Injection date: 8/9/2016 6:16:11 PM	Vial: 71
Method: ethanol quant.M	Sequence: 09Aug16
Instrument: US14173023-CN14160045	Analyst: Langan
Data file: C:\Chem32\10Data\09Aug16\71.D	

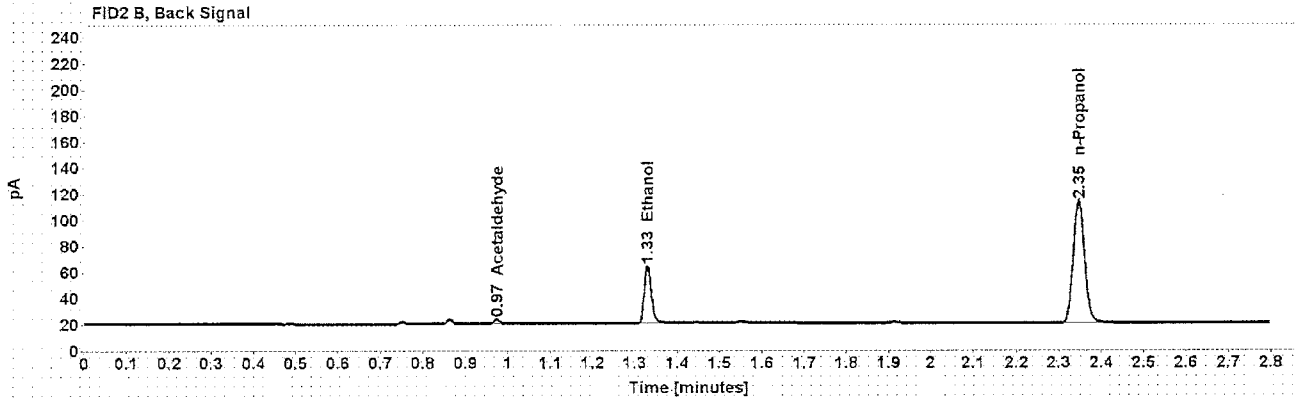
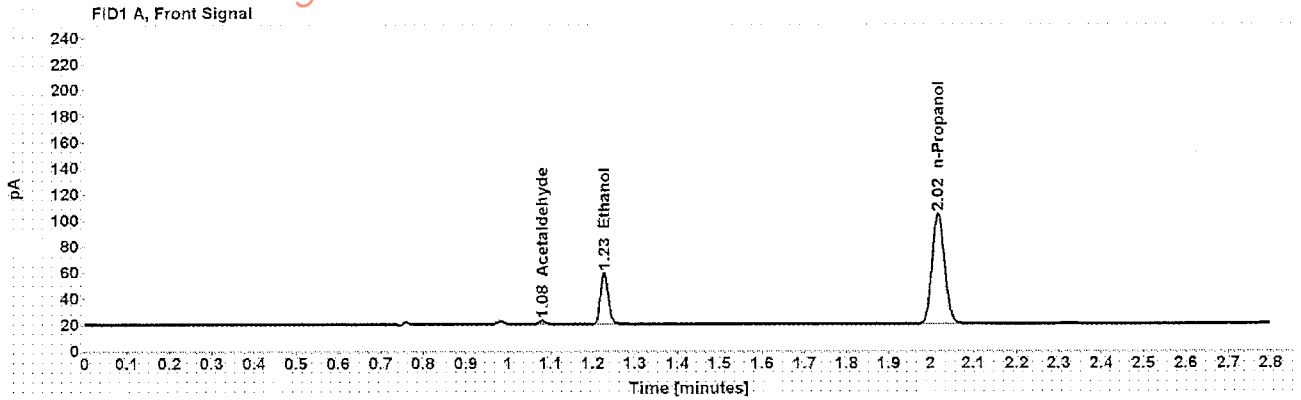


Table 1: FID 1 A (column DB-ALC1)

Compound	Amount (g/100mL)	Time (min)	Peak Area
Acetaldehyde	-----	1.080	2.956
>Ethanol	0.0843	1.227	50.597
n-Propanol	-----	2.017	173.068

Table 2: FID 2 B (column DB-ALC2)

Compound	Time (min)	Peak Area
Acetaldehyde	0.974	3.115
Ethanol	1.330	51.531
n-Propanol	2.346	174.783

Scottsdale Police Department Crime Lab Volatiles Analysis

Sample: [REDACTED]	Item number: 1104686
Injection date: 8/9/2016 6:20:11 PM	Vial: 72
Method: ethanol quant.M	Sequence: 09Aug16
Instrument: US14173023 CN14160045	Analyst: Langan
Data file: C:\Chem32\1\Data\09Aug16\172.D	

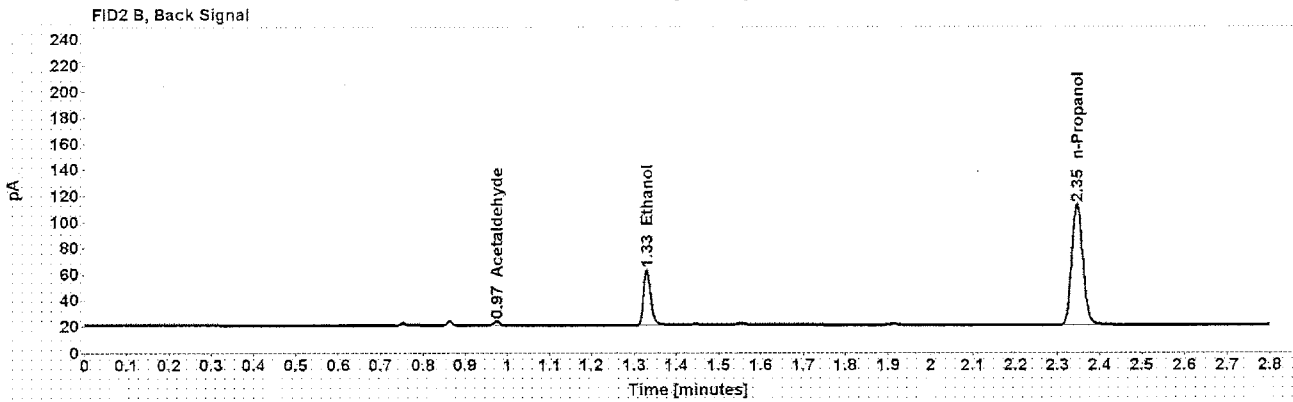
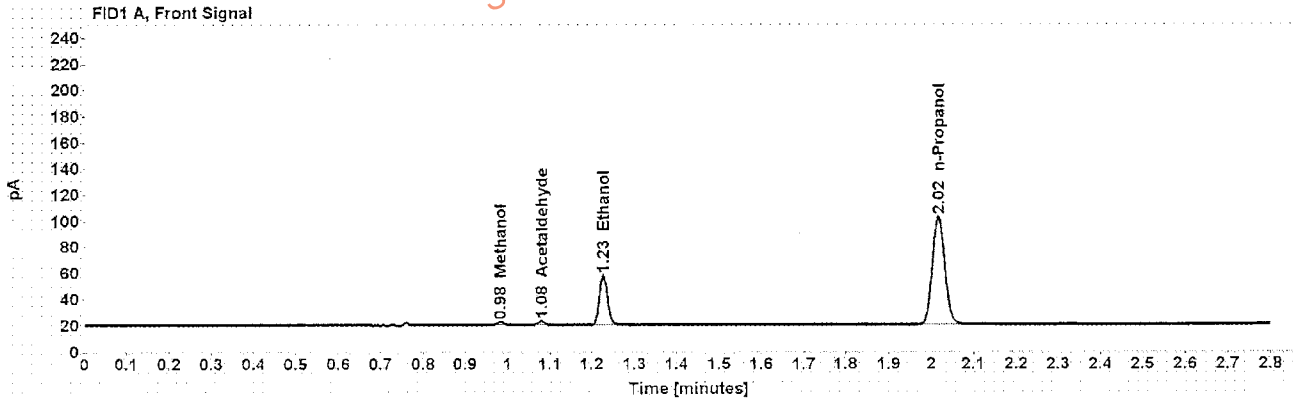


Table 1: FID 1 A (column DB-ALC1)

Compound	Amount (g/100mL)	Time (min)	Peak Area
Methanol	-----	0.982	3.053
Acetaldehyde	-----	1.080	2.932
>Ethanol	0.0832	1.227	49.086
n-Propanol	-----	2.017	170.158

Table 2: FID 2 B (column DB-ALC2)

Compound	Time (min)	Peak Area
Acetaldehyde	0.974	3.086
Ethanol	1.330	50.580
n-Propanol	2.346	171.858

Case: [REDACTED] User: alangan 8/10/2016

Scottsdale Police Department Crime Lab Volatiles Analysis

Sample: [REDACTED]	Item number: 1044138
Injection date: 8/9/2016 6:24:26 PM	Vial: 73
Method: ethanol quant.M	Sequence: 09Aug16
Instrument: US14173023 CN14160045	Analyst: Langan
Data file: C:\Chem32\11\Data\09Aug16\73.D	

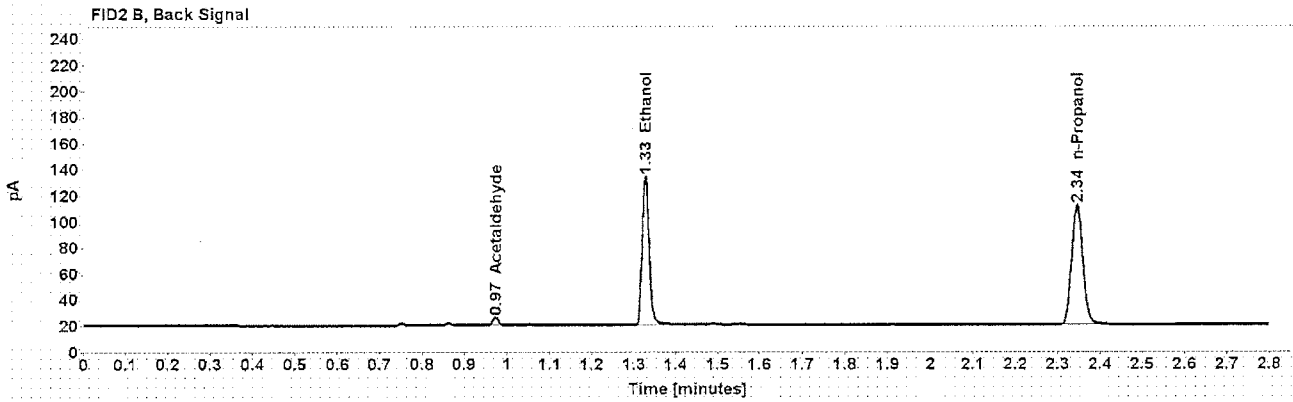
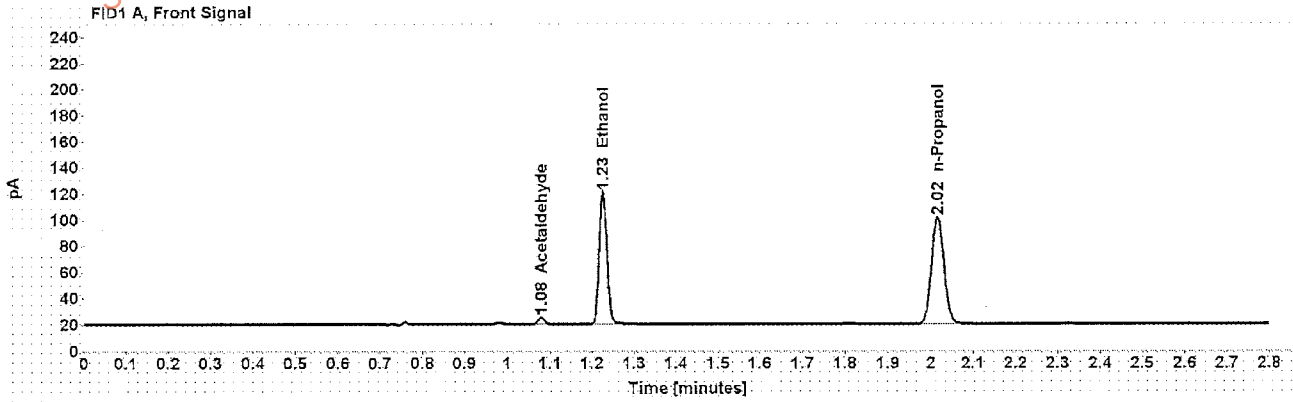


Table 1: FID 1 A (column DB-ALC1)

Compound	Amount (g/100mL)	Time (min)	Peak Area
Acetaldehyde	-----	1.080	5.432
>Ethanol	0.2242	1.226	130.298
n-Propanol	-----	2.016	166.843

Table 2: FID 2 B (column DB-ALC2)

Compound	Time (min)	Peak Area
Acetaldehyde	0.973	5.684
Ethanol	1.327	132.393
n-Propanol	2.345	170.260

Scottsdale Police Department Crime Lab Volatiles Analysis

Sample: [REDACTED]	Item number: 1044138
Injection date: 8/9/2016 6:28:26 PM	Vial: 74
Method: ethanol quant.M	Sequence: 09Aug16
Instrument: US14173023.CN14160045	Analyst: Langan
Data file: C:\Chem32\1\Data\09Aug16\74.D	

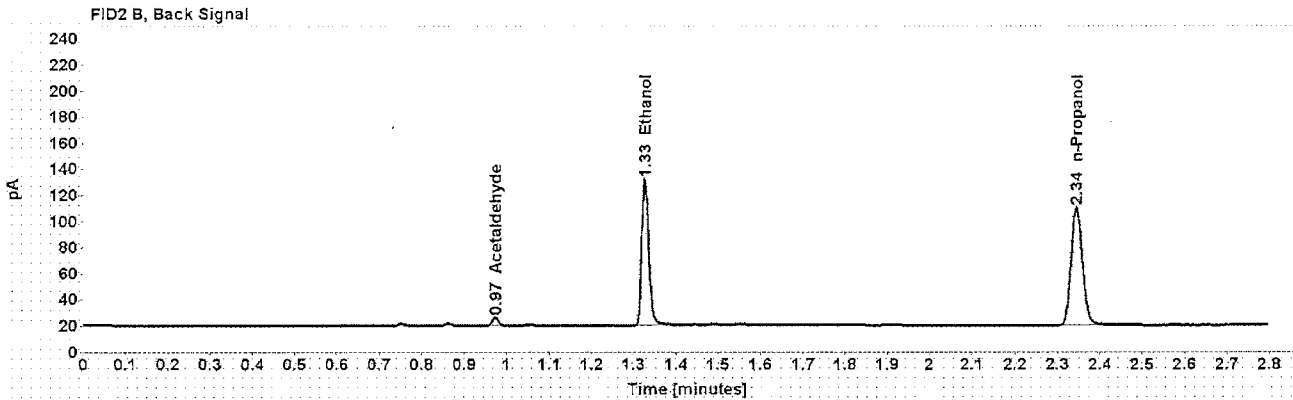
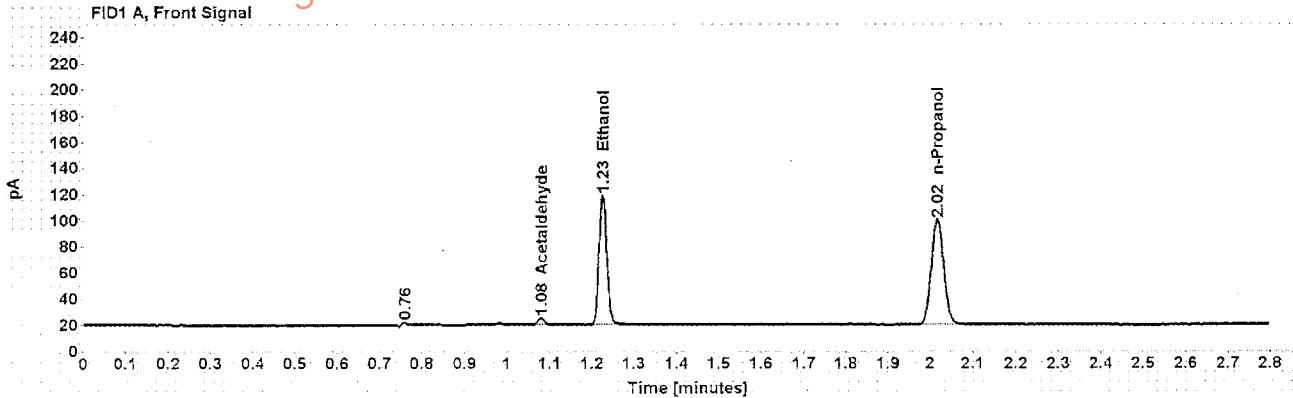


Table 1: FID 1 A (column DB-ALC1)

Compound	Amount (g/100mL)	Time (min)	Peak Area
Acetaldehyde	-----	1.080	5.543
>Ethanol	0.2230	1.226	127.919
n-Propanol	-----	2.016	164.657

Table 2: FID 2 B (column DB-ALC2)

Compound	Time (min)	Peak Area
Acetaldehyde	0.973	5.743
Ethanol	1.327	130.016
n-Propanol	2.345	167.787