

SCOTTSDALE POLICE DEPARTMENT CRIME LABORATORY BLOOD ALCOHOL FACE SHEET

ANALYSIS DATE 10/18/2016 SEQUENCE NAME 18Oct16

EQUIPMENT

Pipettor Hamilton ML600EH7497 Hamilton MD91JF5016
 Gas Chromatograph Agilent US14173023 Perkin Elmer 650N9042002

INSTRUMENT CALIBRATION

Vial 1 0.02 calibrator Lot FN08101401 Coefficient of determination (r^2)
 Vial 2 0.10 calibrator Lot FN06181501 1.00000
 Vial 3 0.20 calibrator Lot FN07201502
 Vial 4 0.40 calibrator Lot FN11191402

CALIBRATION VERIFICATION AND RESOLUTION TEST

Vial	Sample	Expected result	Measured result	Manufacturer/lot
5	blank	Not detected	Not detected	SPD lab 090816
6	volatiles mixture	6 Compounds	6 Compounds	SPD lab 030916ASL
7	aqueous control	0.400 g/dL	0.398g/dL	Lipomed 05012012-C
8	aqueous control	0.040 g/dL	0.040g/dL	Lipomed 30112011-B
9	blood control	0.200 g/dL	0.200g/dL	ACQ 402101060/6
20	aqueous control	0.080 g/dL	0.081g/dL	Lipomed 14112011-A
31	aqueous control	0.150 g/dL	0.150g/dL	Lipomed 11012012-C
42	blood control	0.200 g/dL	0.201g/dL	ACQ 402101060/6
53	aqueous control	0.080 g/dL	0.081g/dL	Lipomed 14112011-A
64	aqueous control	0.400 g/dL	0.403g/dL	Lipomed 05012012-C
65	aqueous control	0.040 g/dL	0.040g/dL	Lipomed 30112011-B
66	blood control	0.200 g/dL	0.203g/dL	ACQ 402101060/6
67	blank	Not detected	Not detected	SPD lab 090816

SUBJECT SAMPLES

Subjects in the sequence 25 Subjects requiring reanalysis 0

ADDITIONAL NOTES: All testing proceeded as expected.

Run valid
 Run invalid

Amy Logan
 Analyst

Run valid
 Run invalid

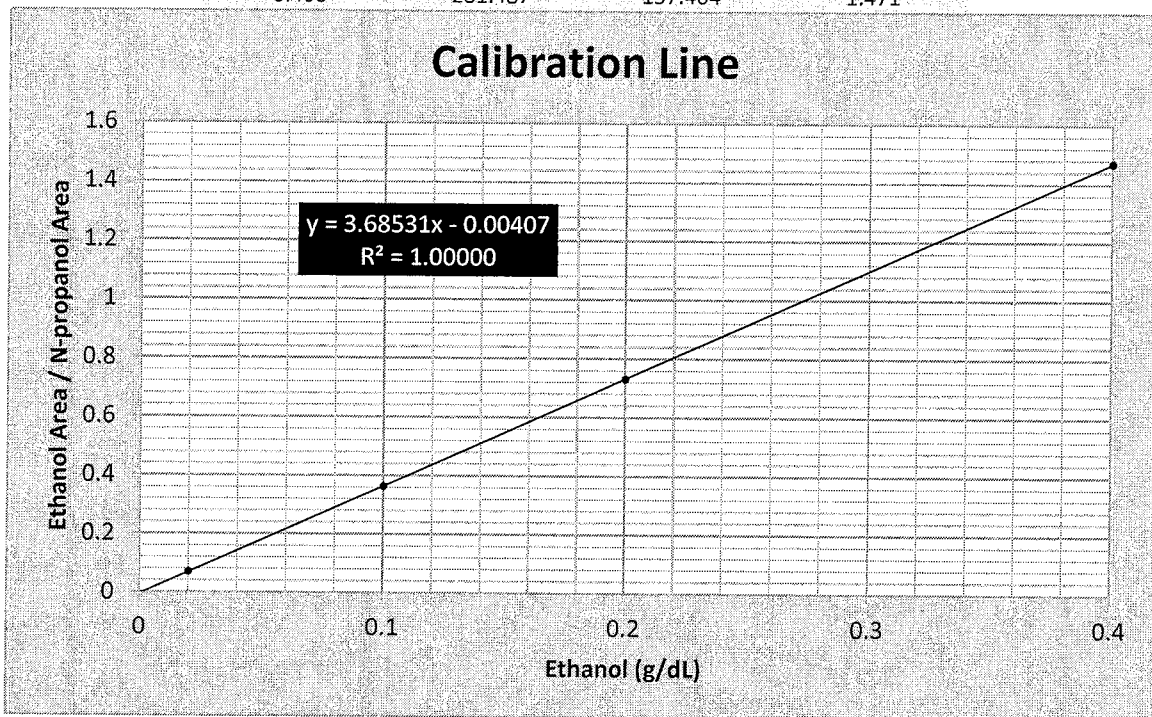
KOSECKI 10/20/16
 Technical Reviewer

**SCOTTSDALE POLICE DEPARTMENT CRIME LABORATORY
SEQUENCE QUALITY ASSURANCE SUMMARY**

SEQUENCE NAME: 18Oct16 *AZ*

Control	Vial	Expected Value (g/dL)	Measured Value (g/dL)	Percent Difference	Absolute Difference (g/dl)
1	5	negative	negative	-	-
2	7	0.400	0.398	0.50	-0.002
3	8	0.040	0.040	0.00	0.000
4	9	0.200	0.200	0.00	0.000
5	20	0.080	0.081	1.25	0.001
6	31	0.150	0.150	0.00	0.000
7	42	0.200	0.201	0.50	0.001
8	53	0.080	0.081	1.25	0.001
9	64	0.400	0.403	0.75	0.003
10	65	0.040	0.040	0.00	0.000
11	66	0.200	0.203	1.50	0.003
12	67	negative	negative	-	-

Calibrator	Ethanol Area	N-propanol Area	Ratio
0.020	11.208	158.158	0.071
0.100	57.065	157.007	0.363
0.200	118.825	162.289	0.732
0.400	231.487	157.404	1.471



Scottsdale Police Department Crime Lab Volatiles Analysis

Sample: 0.020 Cerilliant FN08101401	Item number:
Injection date: 10/18/2016 6:39:53 PM	Vial: 1
Method: ethanol quant.M	Sequence: 18Oct16
Instrument: US14173023 CN14160045	Analyst: Langan <i>AL</i>
Data file: C:\Chem32\1\Data\18Oct16\1.D	

Dissemination is restricted to Criminal Justice Agencies and authorized Agencies ONLY. Secondary dissemination to unauthorized Agencies is PROHIBITED. Scottsdale City Prosecutor

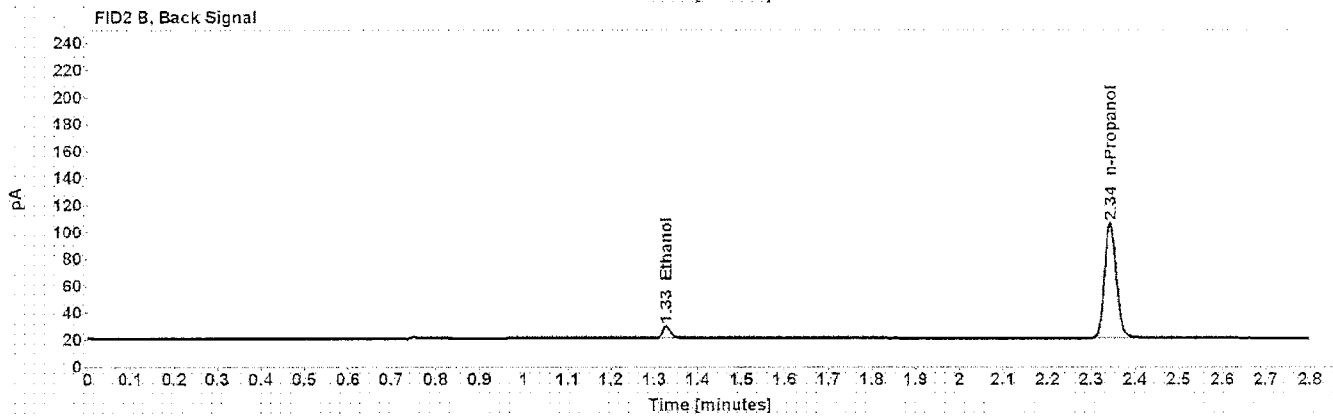
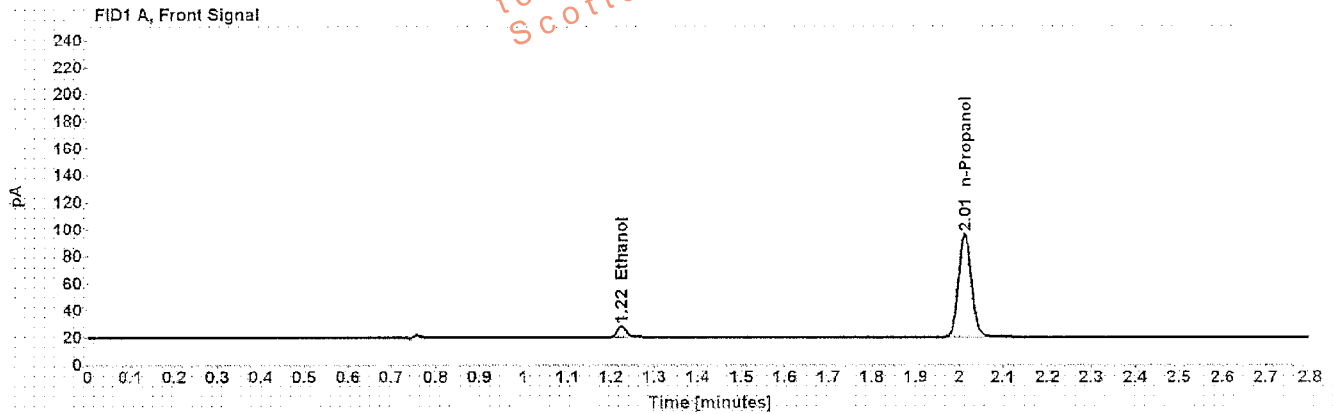


Table 1: FID 1 A (column DB-ALC1)

Compound	Time (min)	Peak Area
Ethanol	1.224	11.208
n-Propanol	2.013	158.158

Table 2: FID 2 B (column DB-ALC2)

Compound	Time (min)	Peak Area
Ethanol	1.328	11.313
n-Propanol	2.343	161.391

Scottsdale Police Department Crime Lab Volatiles Analysis

Sample: 0.100 Cerilliant FN06181501	Item number:
Injection date: 10/18/2016 6:43:53 PM	Vial: 2
Method: ethanol quant.M	Sequence: 18Oct16
Instrument: US14173023 CN14160045	Analyst: Langan <i>ML</i>
Data file: C:\Chem32\1\Data\18Oct16\2.D	

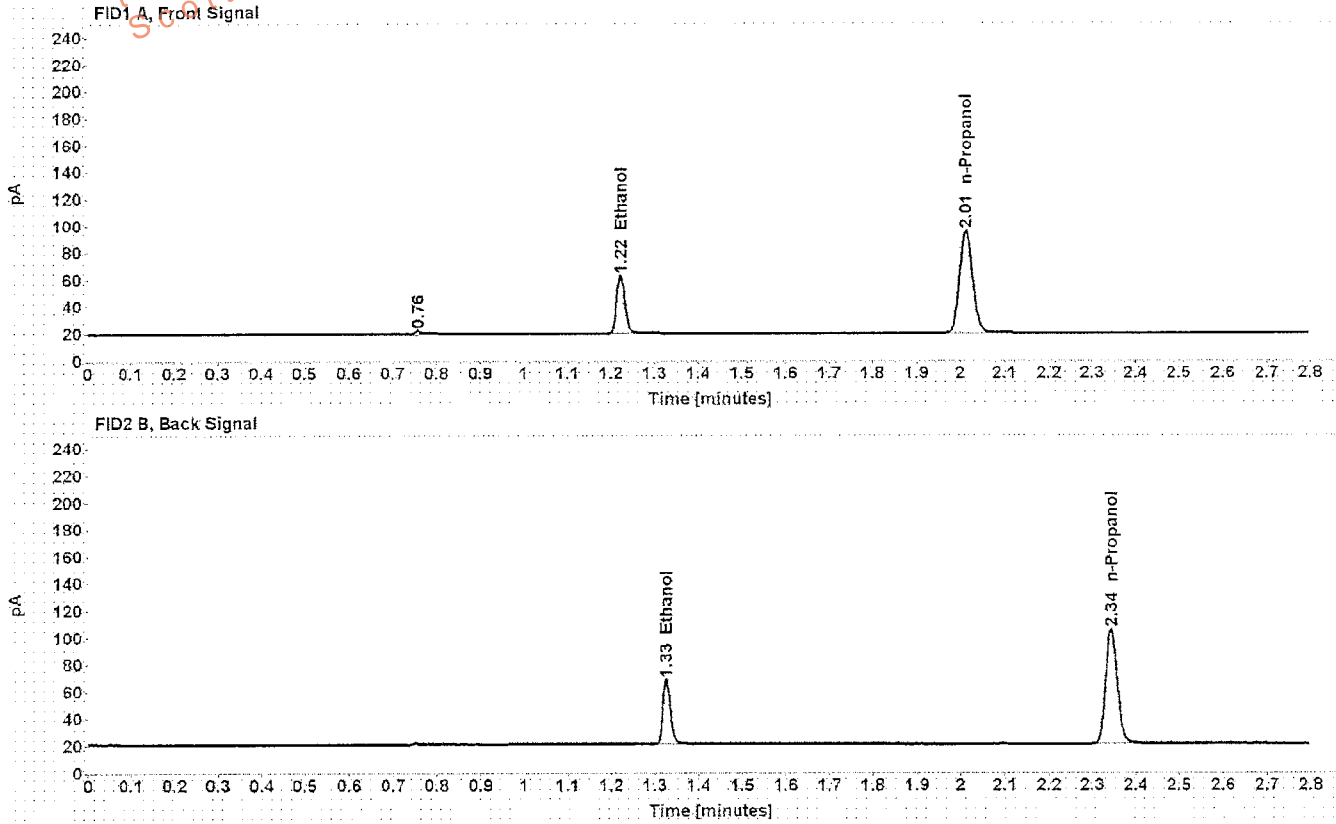


Table 1: FID 1 A (column DB-ALC1)

Compound	Time (min)	Peak Area
Ethanol	1.223	57.065
n-Propanol	2.013	157.007

Table 2: FID 2 B (column DB-ALC2)

Compound	Time (min)	Peak Area
Ethanol	1.326	58.130
n-Propanol	2.343	160.227

Scottsdale Police Department Crime Lab Volatiles Analysis

Sample: 0.200 Cerilliant FN07201502	Item number:
Injection date: 10/18/2016 6:47:53 PM	Vial: 3
Method: ethanol quant.M	Sequence: 18Oct16
Instrument: US14173023 CN14160045	Analyst: Langan <i>AL</i>
Data file: C:\Chem32\1\Data\18Oct16\3.D	

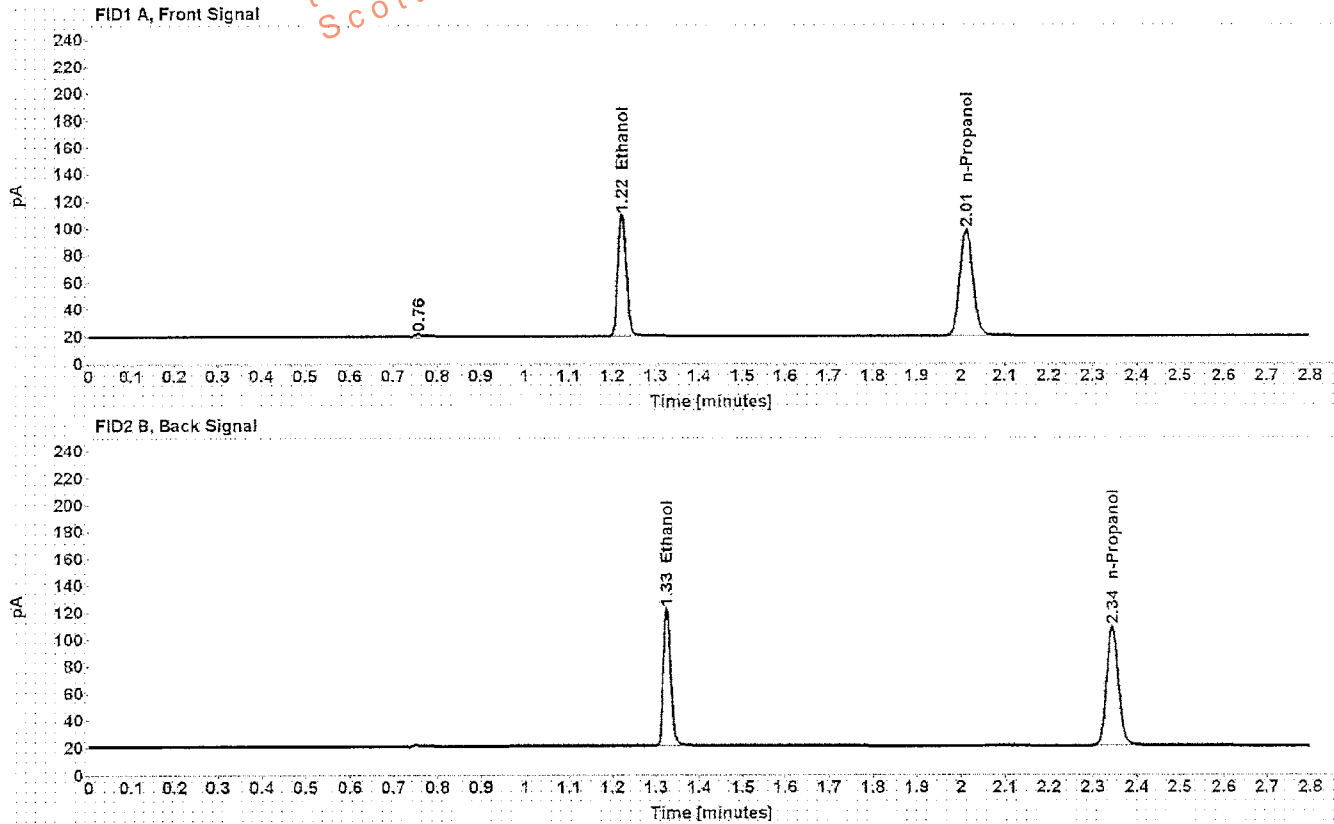


Table 1: FID 1 A (column DB-ALC1)

Compound	Time (min)	Peak Area
Ethanol	1.222	118.825
n-Propanol	2.013	162.289

Table 2: FID 2 B (column DB-ALC2)

Compound	Time (min)	Peak Area
Ethanol	1.325	121.995
n-Propanol	2.343	165.484

Scottsdale Police Department Crime Lab Volatiles Analysis

Sample: 0.400 Cerilliant FN11191402	Item number:
Injection date: 10/18/2016 6:51:54 PM	Vial: 4
Method: ethanol quant.M	Sequence: 18Oct16
Instrument: US14173023 CN14160045	Analyst: Langan
Data file: C:\Chem32\1\Data\18Oct16\4.D	

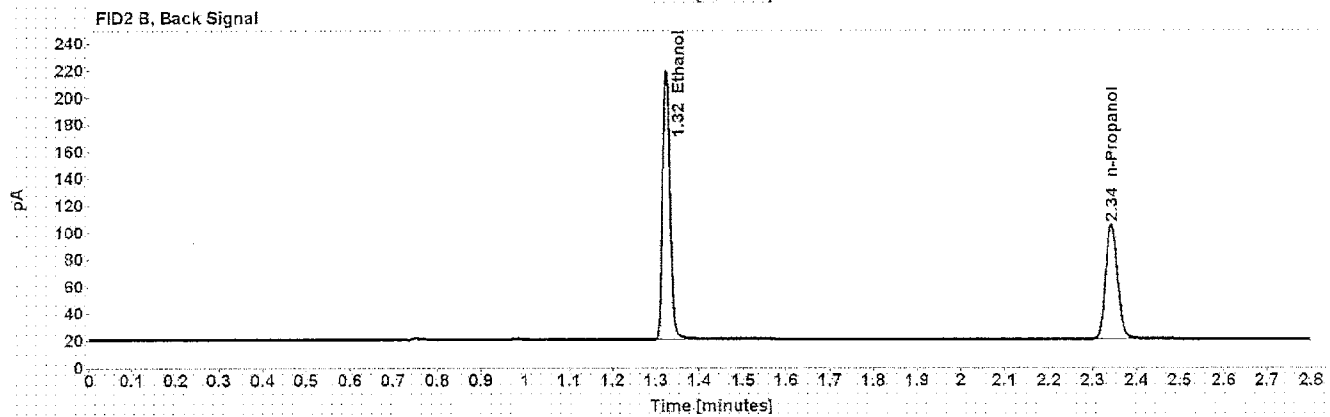
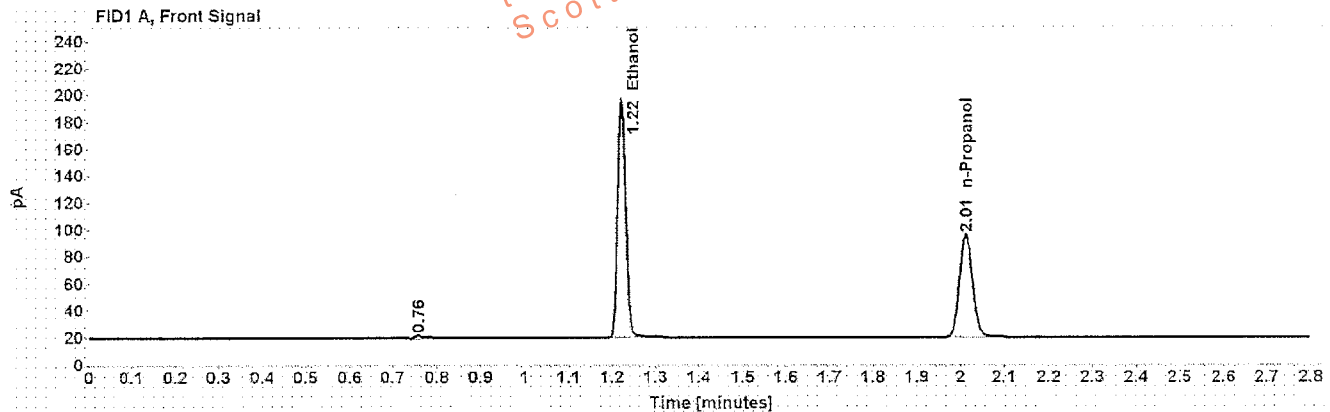


Table 1: FID 1 A (column DB-ALC1)

Compound	Time (min)	Peak Area
Ethanol	1.222	231.487
n-Propanol	2.013	157.404

Table 2: FID 2 B (column DB-ALC2)

Compound	Time (min)	Peak Area
Ethanol	1.324	238.902
n-Propanol	2.343	160.599

Scottsdale Police Department Crime Lab Volatiles Analysis

Sample: blank 090816	Item number:
Injection date: 10/18/2016 6:55:54 PM	Vial: 5
Method: ethanol quant.M	Sequence: 18Oct16
Instrument: US14173023 CN14160045	Analyst: Langan <i>ML</i>
Data file: C:\Chem321\Data\18Oct16\5.D	

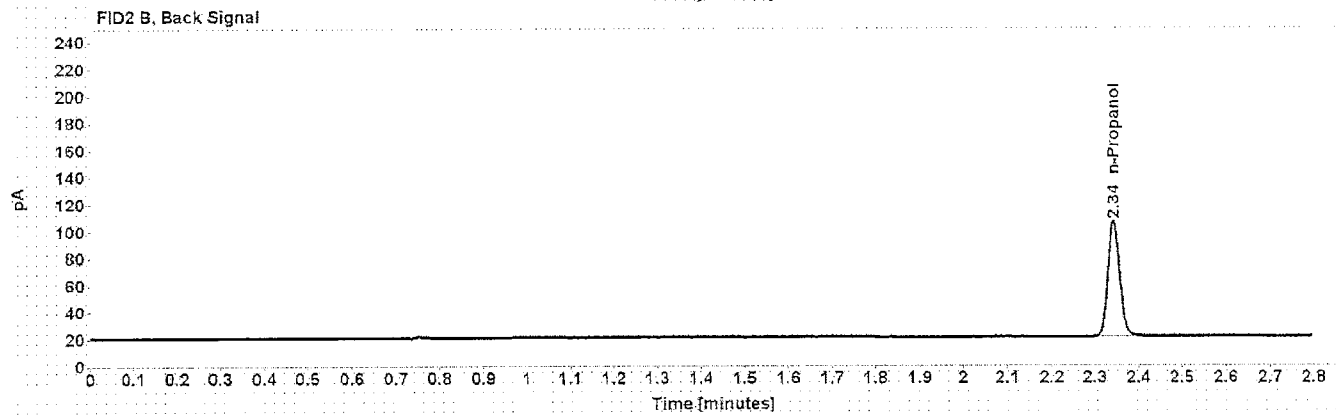
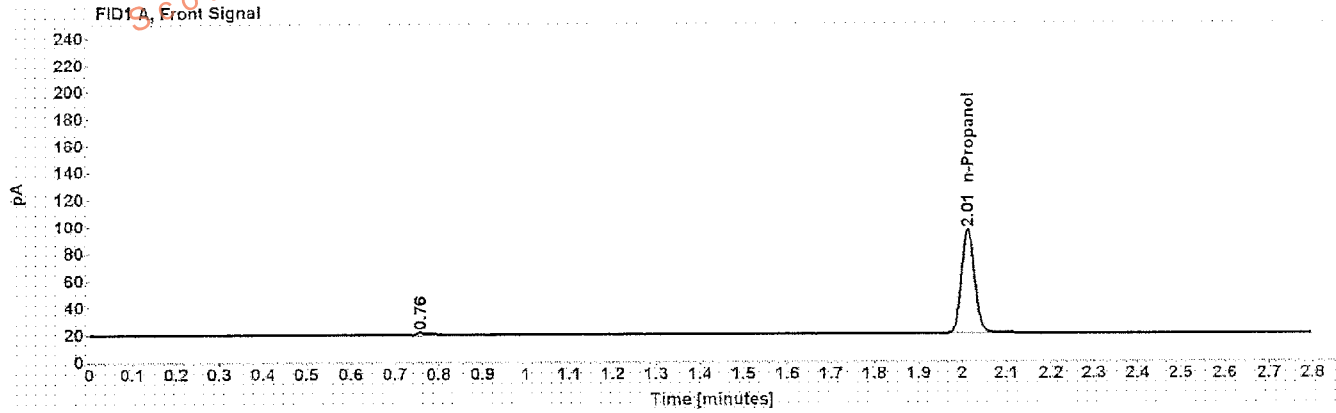


Table 1: FID 1 A (column DB-ALC1)

Compound	Amount (g/100mL)	Time (min)	Peak Area
n-Propanol	-----	2.013	158.228

Table 2: FID 2 B (column DB-ALC2)

Compound	Time (min)	Peak Area
n-Propanol	2.343	161.287

Scottsdale Police Department Crime Lab Volatiles Analysis

Sample: volatiles mix 030916 ASL	Item number: 6
Injection date: 10/18/2016 6:59:53 PM	Vial: 18Oct16
Method: ethanol quant.M	Sequence: 18Oct16
Instrument: US14173023-CN14160045	Analyst: Langan <i>ML</i>
Data file: C:\Chem32\1\1Data\18Oct16\6.D	

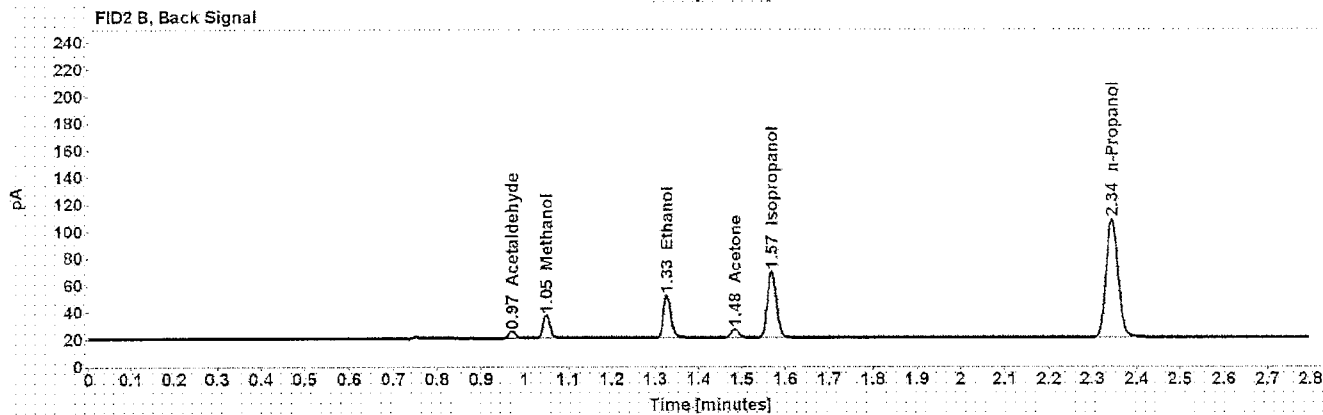
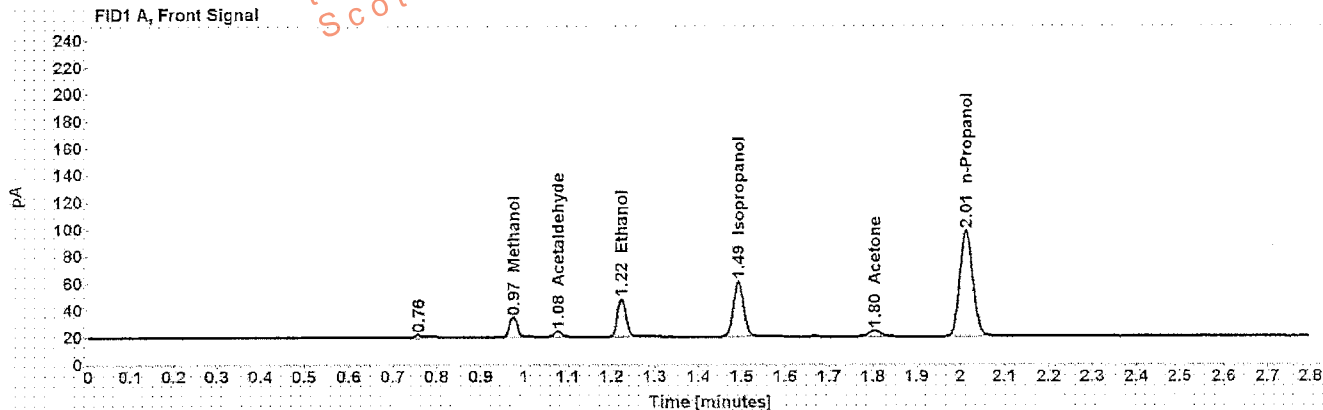


Table 1: FID 1 A (column DB-ALC1)

Compound	Amount (g/100mL)	Time (min)	Peak Area
Methanol	-----	0.975	17.701
Acetaldehyde	-----	1.077	4.794
>Ethanol	0.0639	1.223	37.526
Isopropanol	-----	1.492	68.437
Acetone	-----	1.804	8.020
n-Propanol	-----	2.013	162.220

Table 2: FID 2 B (column DB-ALC2)

Compound	Time (min)	Peak Area
Acetaldehyde	0.971	5.184
Methanol	1.049	18.016
Ethanol	1.326	38.305
Acetone	1.483	7.997
Isopropanol	1.569	70.444
n-Propanol	2.344	165.433

Scottsdale Police Department Crime Lab Volatiles Analysis

Sample: 0.400 Lipomed 05012012-C	Item number:
Injection date: 10/18/2016 7:04:09 PM	Vial: 7
Method: ethanol quant.M	Sequence: 18Oct16
Instrument: US14173023 CN14160045	Analyst: Langan <i>AL</i>
Data file: C:\Chem32\1\Data\18Oct16\7.D	

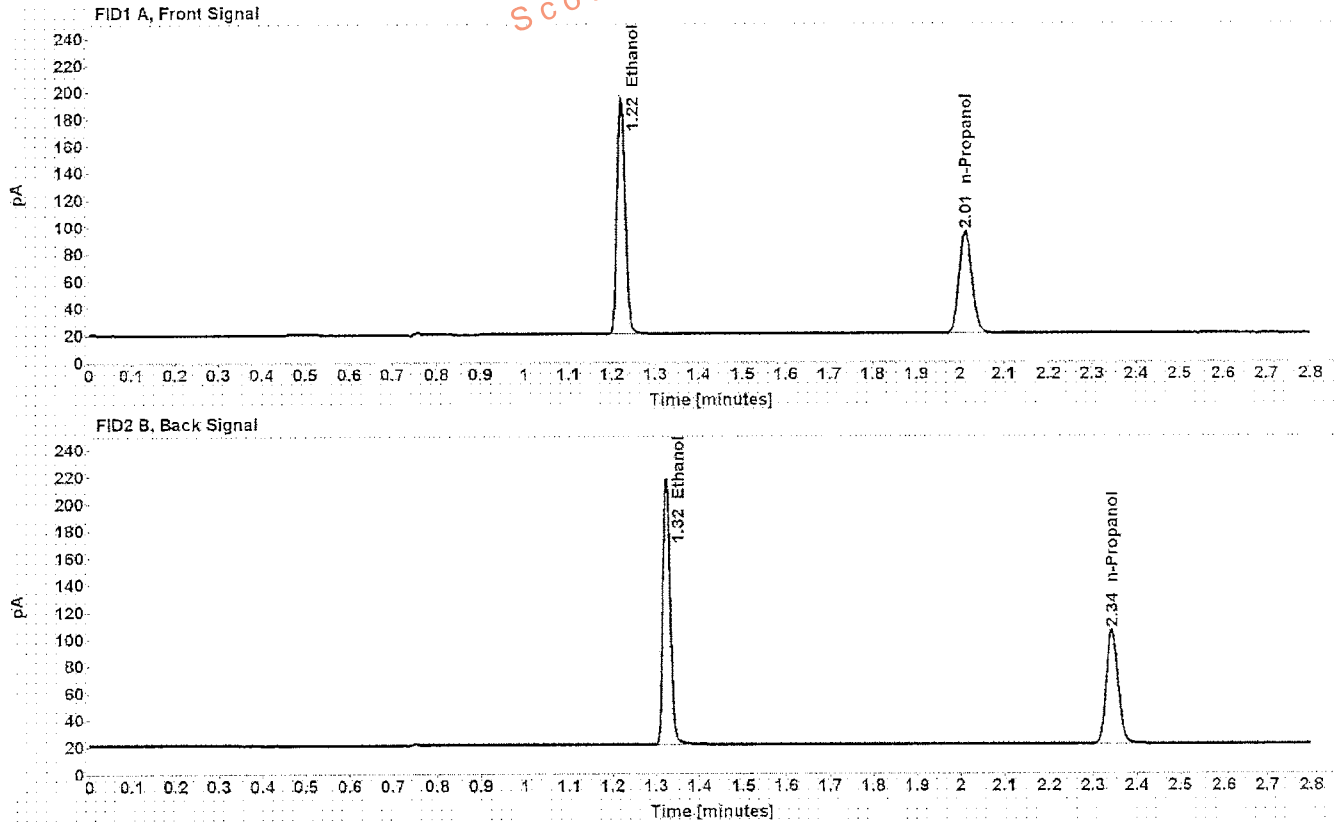


Table 1: FID 1 A (column DB-ALC1)

Compound	Amount (g/100mL)	Time (min)	Peak Area
>Ethanol	0.3983	1.222	229.317
n-Propanol	-----	2.013	156.653

Table 2: FID 2 B (column DB-ALC2)

Compound	Time (min)	Peak Area
Ethanol	1.324	236.591
n-Propanol	2.343	159.676

Scottsdale Police Department Crime Lab Volatiles Analysis

Sample: 0.040 Lipomed 301120113B	Item number:
Injection date: 10/18/2016 7:08:08 PM	Vial: 8
Method: ethanol quant.M	Sequence: 18Oct16
Instrument: US14173023 CN14160045	Analyst: Langan <i>AL</i>
Data file: C:\Chem32\1\Data\18Oct16\8.D	

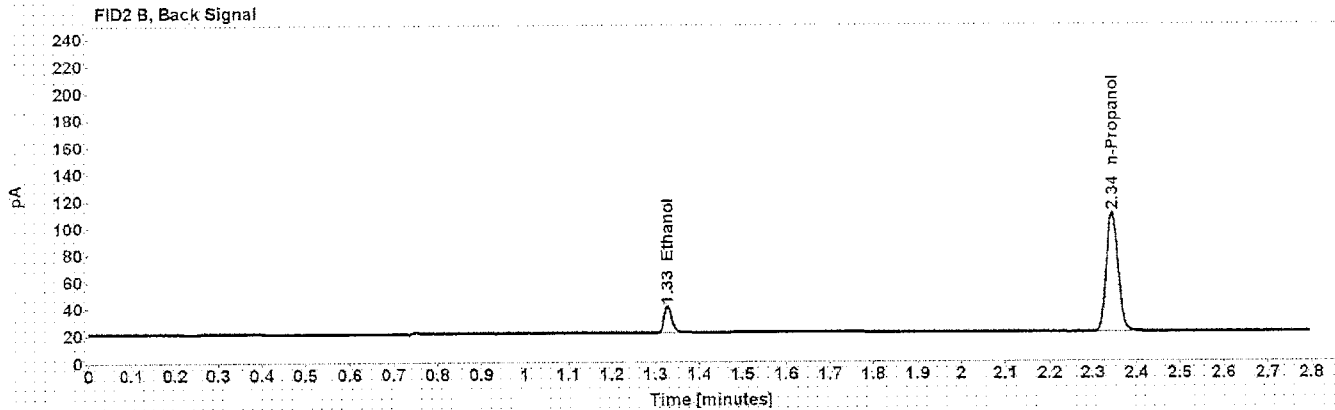
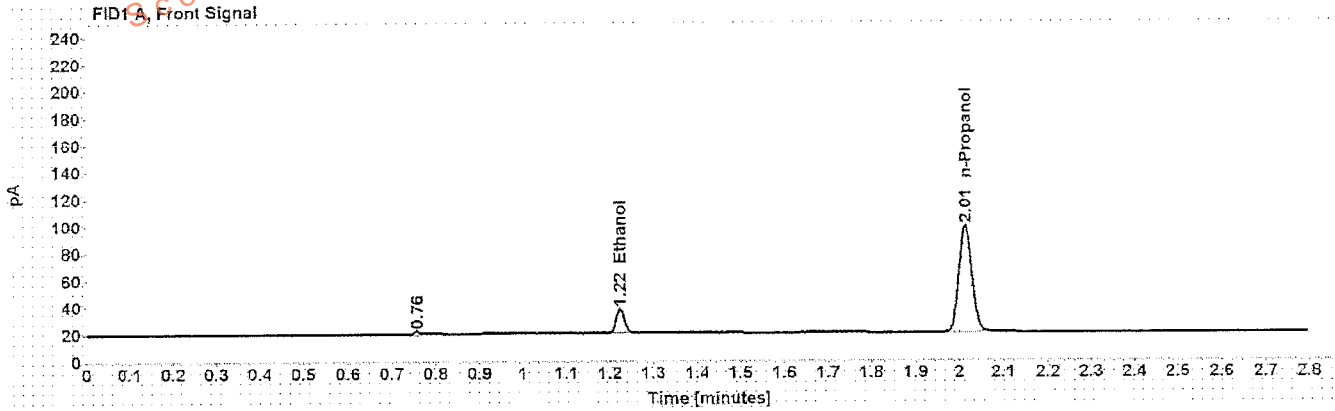


Table 1: FID 1 A (column DB-ALC1)

Compound	Amount (g/100mL)	Time (min)	Peak Area
>Ethanol	0.0403	1.224	23.622
n-Propanol	-----	2.013	163.715

Table 2: FID 2 B (column DB-ALC2)

Compound	Time (min)	Peak Area
Ethanol	1.327	23.913
n-Propanol	2.344	167.545

Scottsdale Police Department Crime Lab Volatiles Analysis

Sample:	0.20 ACQ 402101060/6	Item number:	
Injection date:	10/18/2016 7:12:08 PM	Vial:	9
Method:	ethanol quant.M	Sequence:	18Oct16
Instrument:	US14173023 CN14160045	Analyst:	Langan <i>ll</i>
Data file:	C:\Chem3211\Data\18Oct16\9.D		

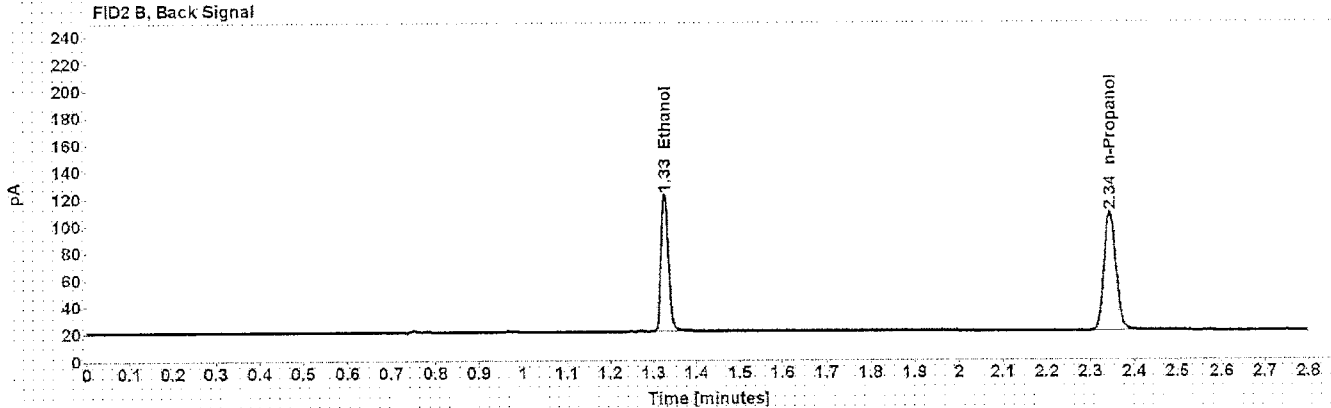
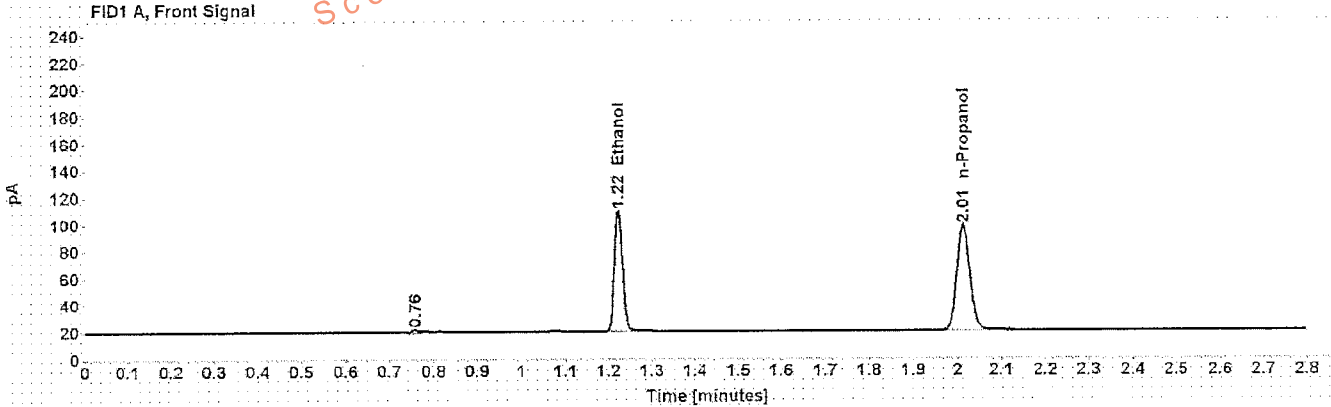


Table 1: FID 1 A (column DB-ALC1)

Compound	Amount (g/100mL)	Time (min)	Peak Area
>Ethanol	0.2008	1.223	118.469
n-Propanol	-----	2.013	160.964

Table 2: FID 2 B (column DB-ALC2)

Compound	Time (min)	Peak Area
Ethanol	1.326	121.823
n-Propanol	2.344	164.950

Scottsdale Police Department Crime Lab Volatiles Analysis

Sample: 0.080 Lipomed 14112011-A	Item number:
Injection date: 10/18/2016 7:56:39 PM	Vial: 20
Method: ethanol quant.M	Sequence: 18Oct16
Instrument: US14173023 CN14160045	Analyst: Langan <i>LL</i>
Data file: C:\Chem32\1\Data\18Oct16\20.D	

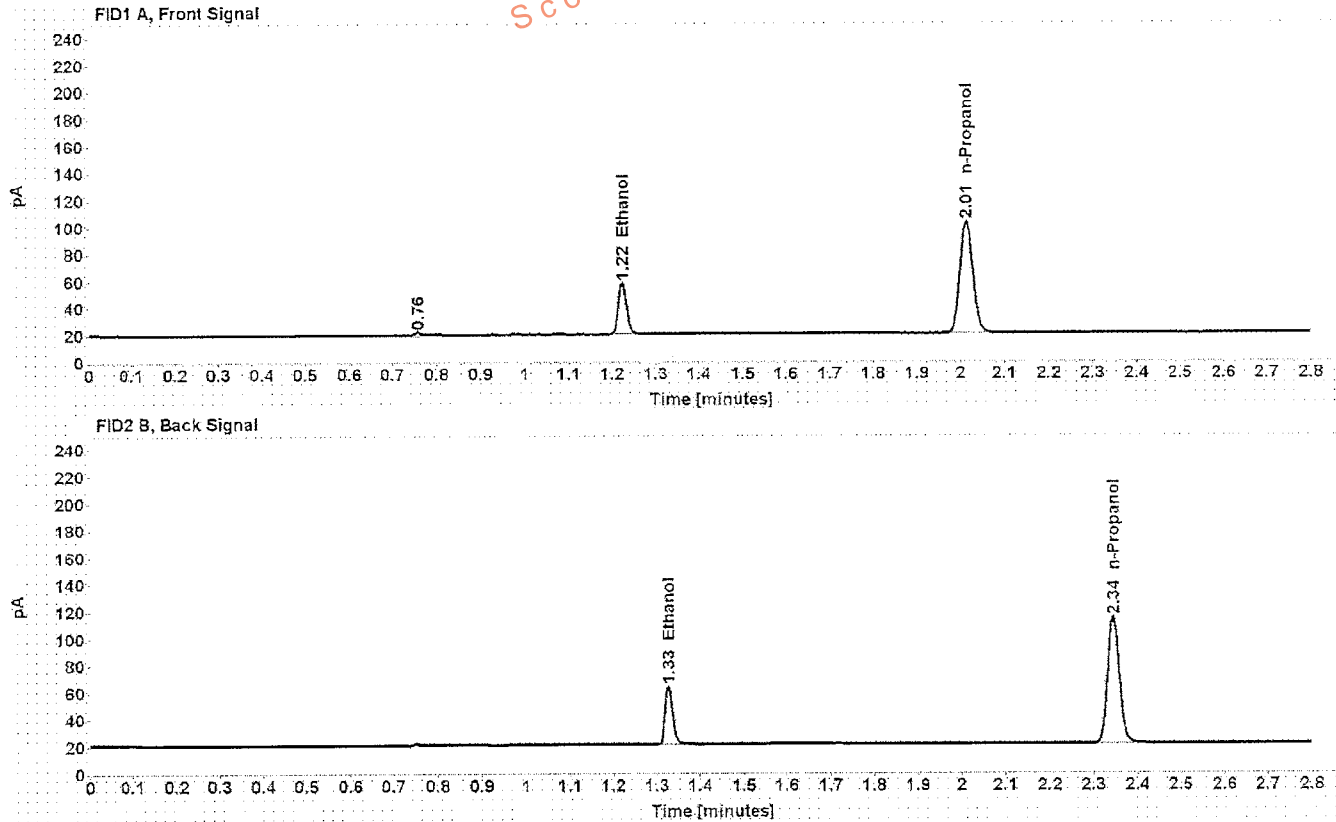


Table 1: FID 1 A (column DB-ALC1)

Compound	Amount (g/100mL)	Time (min)	Peak Area
>Ethanol	0.0810	1.223	50.478
n-Propanol	-----	2.014	171.466

Table 2: FID 2 B (column DB-ALC2)

Compound	Time (min)	Peak Area
Ethanol	1.327	52.002
n-Propanol	2.344	176.027

Scottsdale Police Department Crime Lab Volatiles Analysis

Sample: 0.150 Lipomed 11012012.C	Item number:
Injection date: 10/18/2016 8:41:09 PM	Vial: 31
Method: ethanol quant.M	Sequence: 18Oct16
Instrument: US14173023 CN14160045	Analyst: Langan <i>ML</i>
Data file: C:\Chem32\1\Data\18Oct16\31.D	

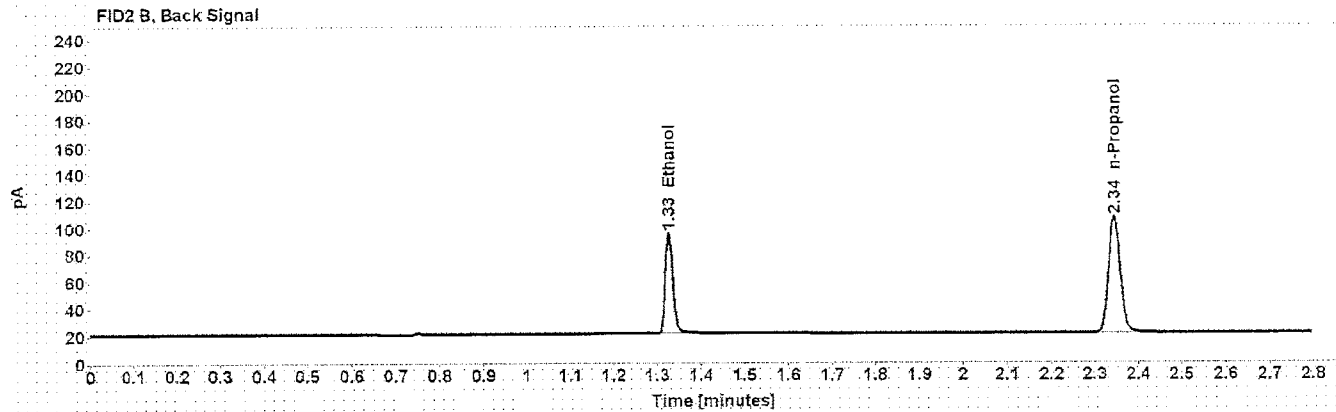
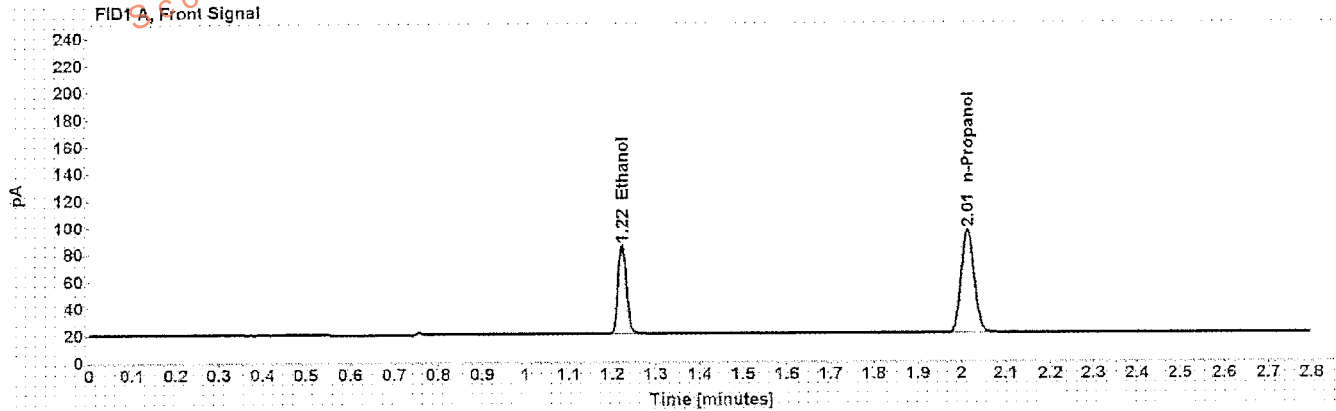


Table 1: FID 1 A (column DB-ALC1)

Compound	Amount (g/100mL)	Time (min)	Peak Area
>Ethanol	0.1505	1.223	87.002
n-Propanol	-----	2.013	158.058

Table 2: FID 2 B (column DB-ALC2)

Compound	Time (min)	Peak Area
Ethanol	1.326	89.842
n-Propanol	2.344	162.388

Scottsdale Police Department Crime Lab Volatiles Analysis

Sample: 0.20 ACQ 402101060/6	Item number:
Injection date: 10/18/2016 9:25:23 PM	Vial: 42
Method: ethanol quant.M	Sequence: 18Oct16
Instrument: US14173023 CN14160045	Analyst: Langan <i>ML</i>
Data file: C:\Chem3211\Data\18Oct16\42.D	

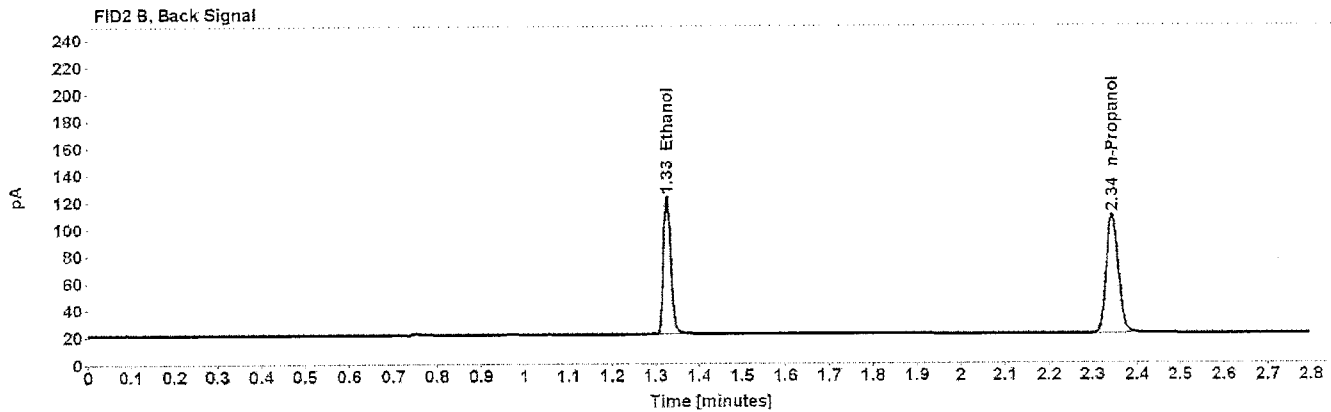
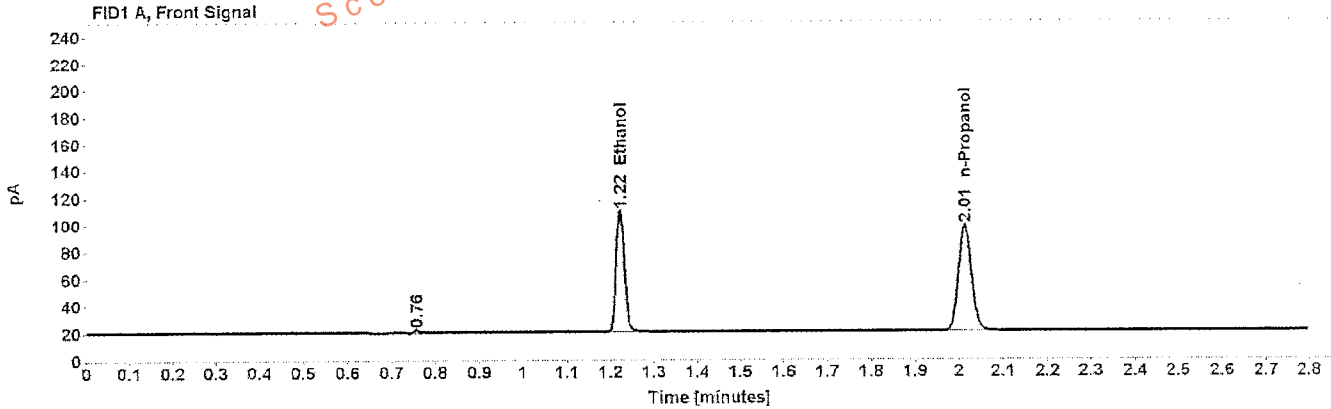


Table 1: FID 1 A (column DB-ALC1)

Compound	Amount (g/100mL)	Time (min)	Peak Area
>Ethanol	0.2013	1.223	119.062
n-Propanol	-----	2.013	161.394

Table 2: FID 2 B (column DB-ALC2)

Compound	Time (min)	Peak Area
Ethanol	1.326	122.822
n-Propanol	2.344	166.122

Scottsdale Police Department Crime Lab Volatiles Analysis

Sample: 0.080 Lipomed 14112011-A **Item number:**
Injection date: 10/18/2016 10:09:54 PM **Vial:** 53
Method: ethanol quant.M **Sequence:** 18Oct16
Instrument: US14173023 CN14160045 **Analyst:** Langan *HL*
Data file: C:\Chem32\1\Data\18Oct16\53.D

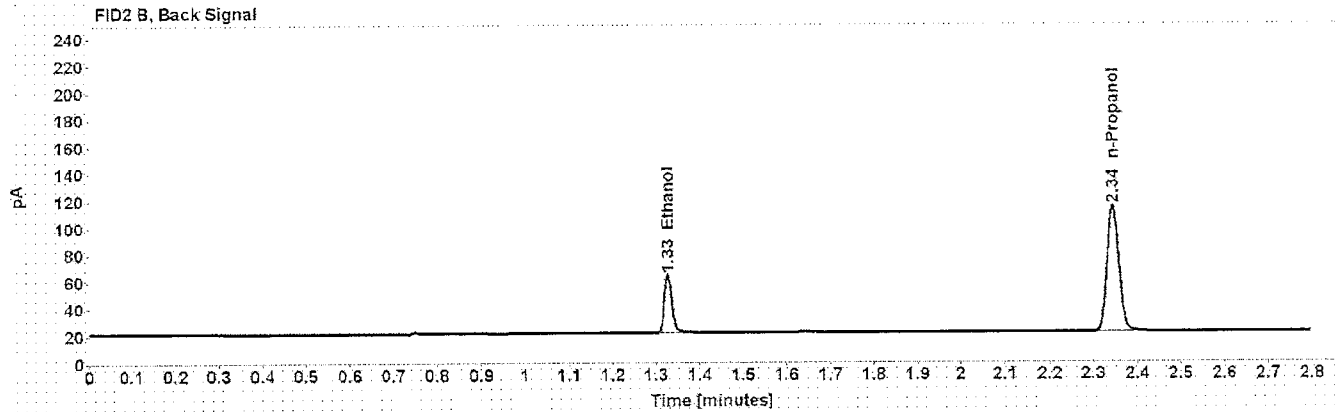
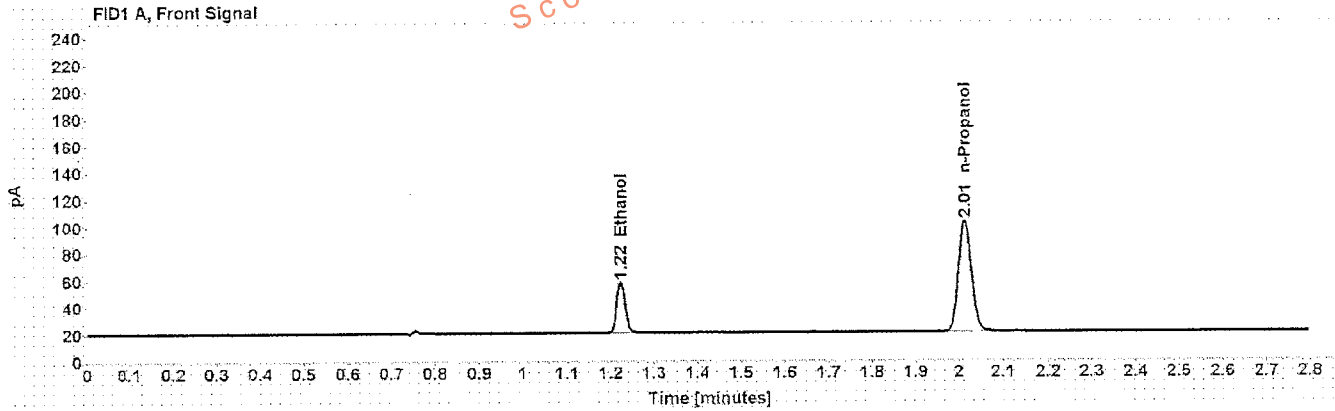


Table 1: FID 1 A (column DB-ALC1)

Compound	Amount (g/100mL)	Time (min)	Peak Area
>Ethanol	0.0811	1.223	50.502
n-Propanol	-----	2.014	171.401

Table 2: FID 2 B (column DB-ALC2)

Compound	Time (min)	Peak Area
Ethanol	1.327	51.983
n-Propanol	2.344	176.089

Scottsdale Police Department Crime Lab Volatiles Analysis

Sample: 0.40 Lipomed 05012012-c	Item number:
Injection date: 10/18/2016 10:54:26 PM	Vial: 64
Method: ethanol quant.M	Sequence: 18Oct16
Instrument: US14173023 CN14160045	Analyst: Langan <i>LL</i>
Data file: C:\Chem32\1\Data\18Oct16\64.D	

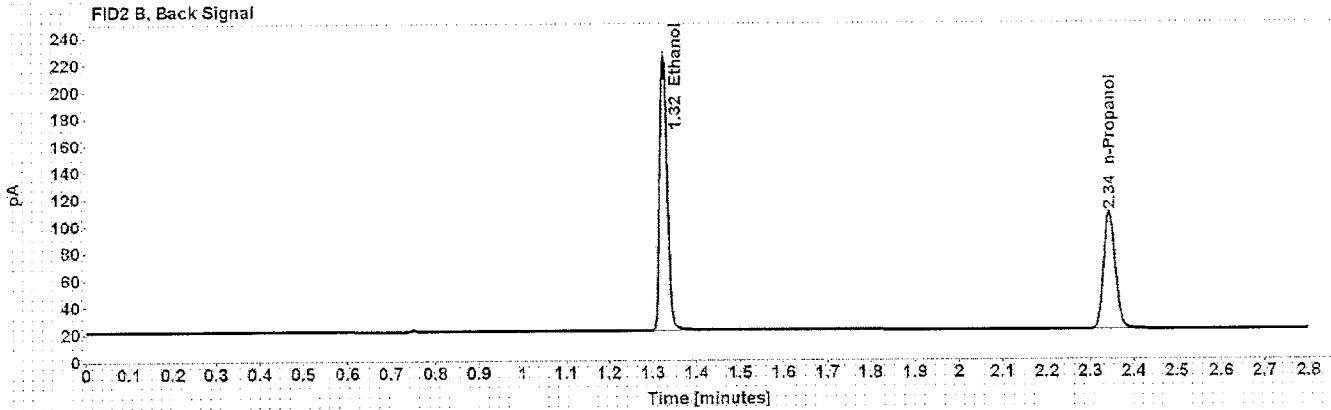
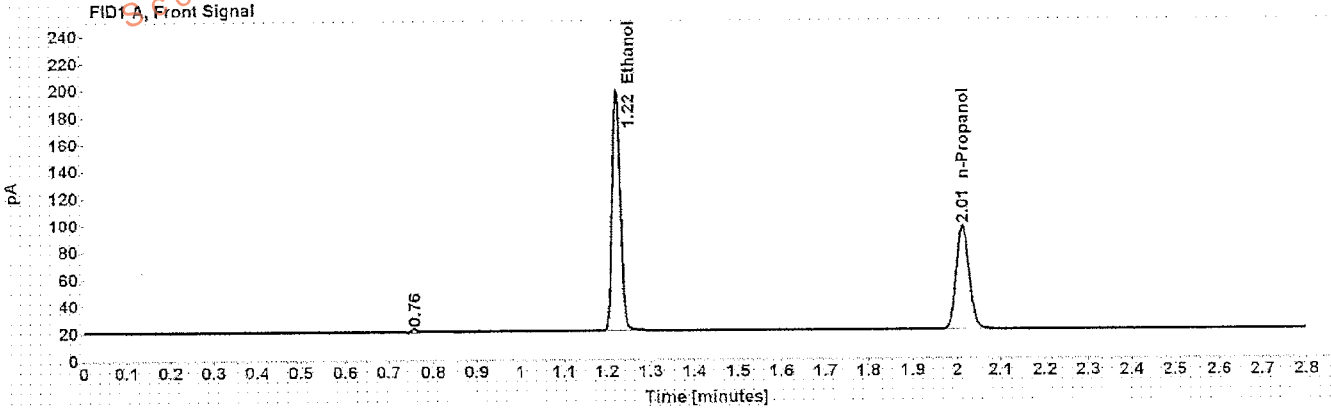


Table 1: FID 1 A (column DB-ALC1)

Compound	Amount (g/100mL)	Time (min)	Peak Area
>Ethanol	0.4036	1.222	234.845
n-Propanol	-----	2.013	158.319

Table 2: FID 2 B (column DB-ALC2)

Compound	Time (min)	Peak Area
Ethanol	1.325	243.587
n-Propanol	2.344	163.004

Scottsdale Police Department Crime Lab Volatiles Analysis

Sample:	0.04 Lipomed 30112011-B	Item number:	
Injection date:	10/18/2016 10:58:24 PM	Vial:	65
Method:	ethanol quant.M	Sequence:	18Oct16
Instrument:	US14173023 CN14160045	Analyst:	Langan <i>ML</i>
Data file:	C:\Chem3211\Data\18Oct16\65.D		

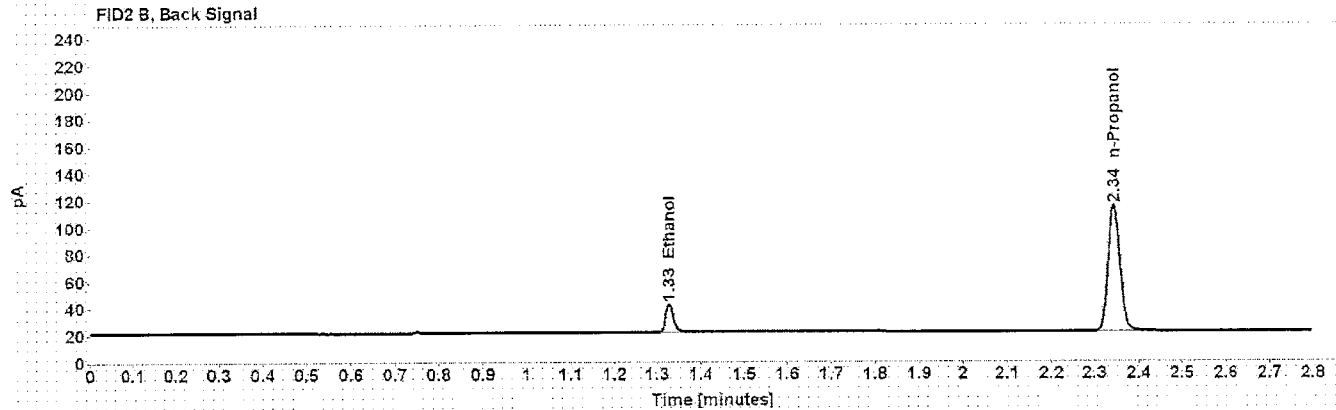
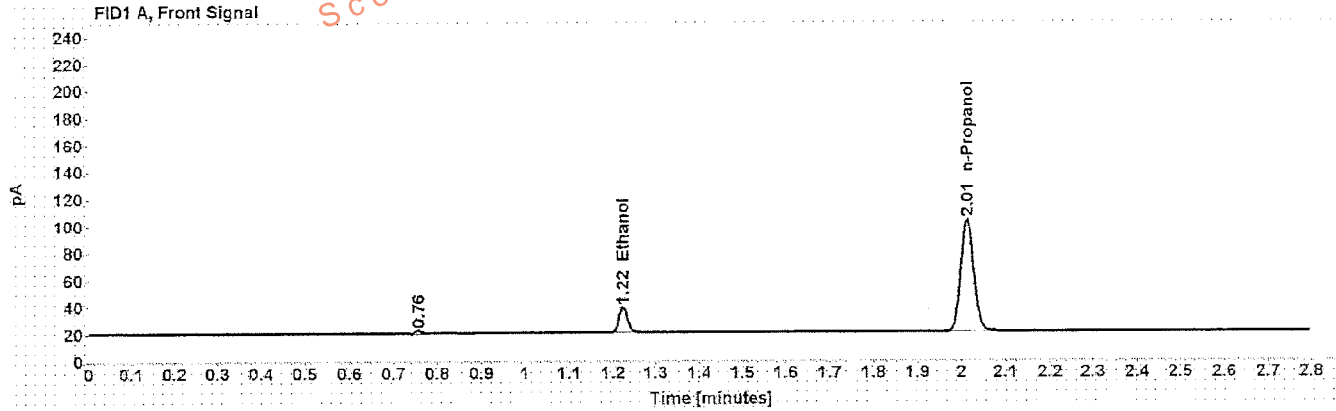


Table 1: FID 1 A (column DB-ALC1)

Compound	Amount (g/100mL)	Time (min)	Peak Area
>Ethanol	0.0402	1.224	24.749
n-Propanol	-----	2.013	171.669

Table 2: FID 2 B (column DB-ALC2)

Compound	Time (min)	Peak Area
Ethanol	1.327	25.460
n-Propanol	2.344	176.671

Scottsdale Police Department Crime Lab Volatiles Analysis

Sample: 0.20 ACQ 402101060/6	Item number: 66
Injection date: 10/18/2016 11:02:24 PM	Vial: 66
Method: ethanol quant.M	Sequence: 18Oct16
Instrument: US14173023 CN14160045	Analyst: Langan <i>AL</i>
Data file: C:\Chem32\1\Data\18Oct16\66.D	

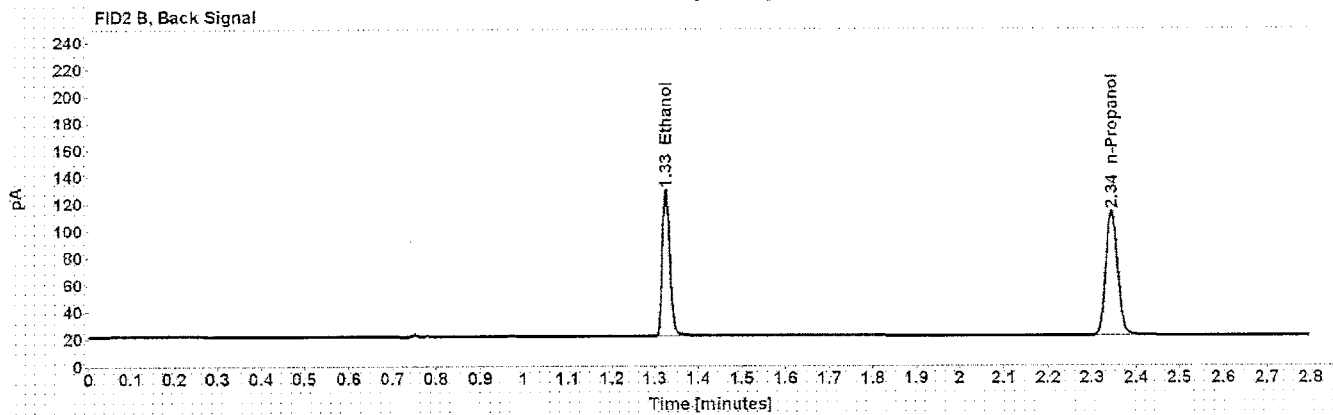
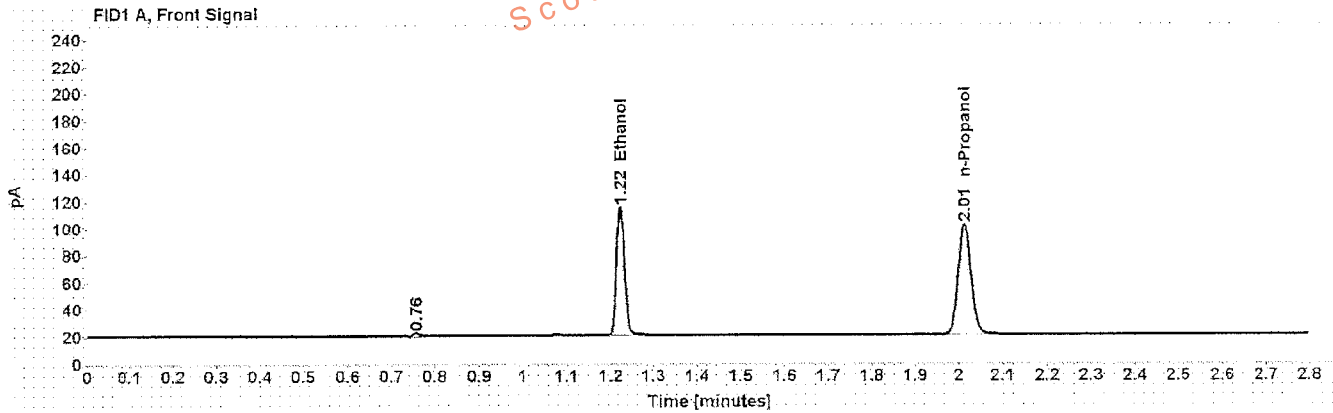


Table 1: FID 1 A (column DB-ALC1)

Compound	Amount (g/100mL)	Time (min)	Peak Area
>Ethanol	0.2034	1.223	125.936
n-Propanol	-----	2.014	168.943

Table 2: FID 2 B (column DB-ALC2)

Compound	Time (min)	Peak Area
Ethanol	1.326	130.116
n-Propanol	2.344	173.439

Scottsdale Police Department Crime Lab Volatiles Analysis

Sample: blank 090816 Injection date: 10/18/2016 11:06:38 PM Method: ethanol quant.M Instrument: US14173023 CN144160045 Data file: C:\Chem3211\Data\18Oct16\67.D	Item number: Vial: 67 Sequence: 18Oct16 Analyst: Langan <i>LL</i>
--	--

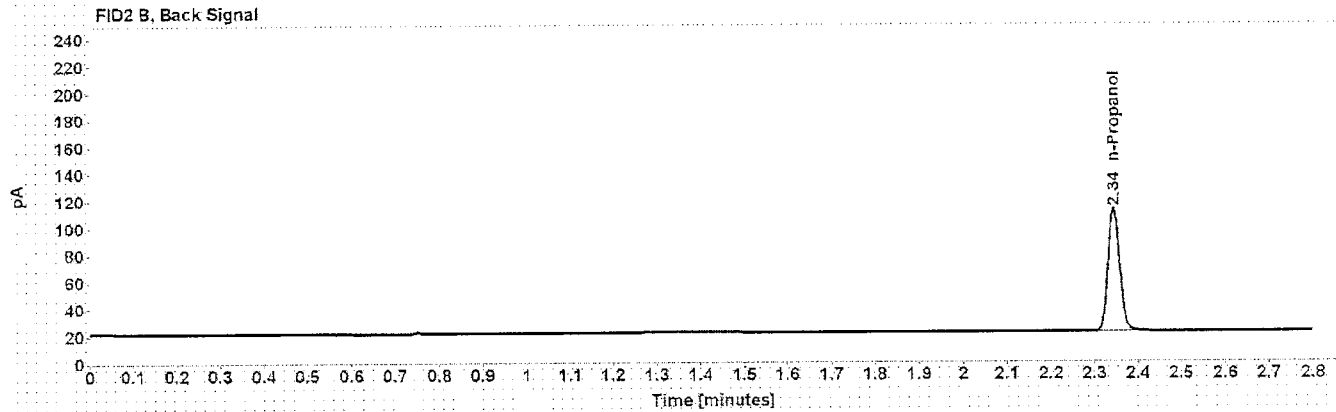
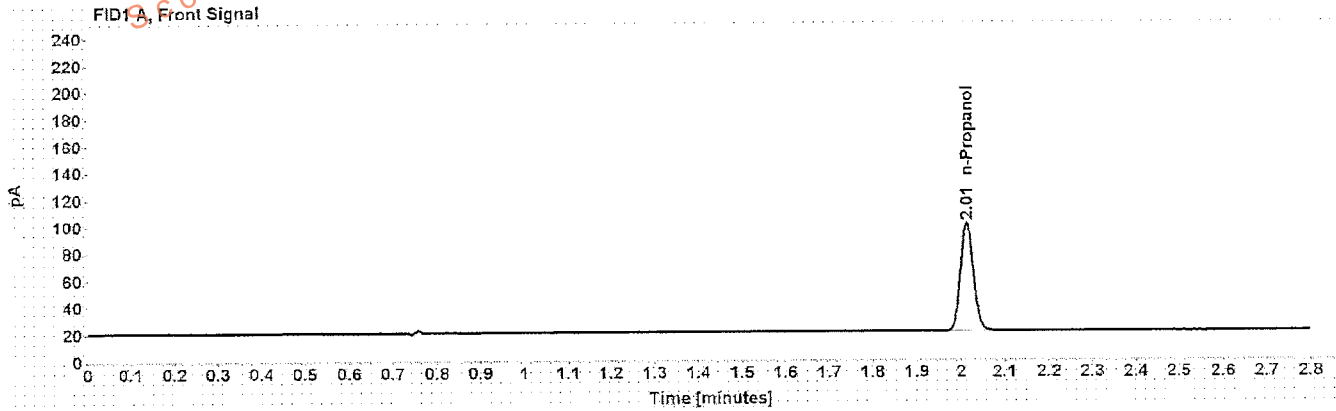


Table 1: FID 1 A (column DB-ALC1)

Compound	Amount (g/100mL)	Time (min)	Peak Area
n-Propanol	-----	2.013	166.468

Table 2: FID 2 B (column DB-ALC2)

Compound	Time (min)	Peak Area
n-Propanol	2.344	171.311

Sequence Summary

Sequence name: 18Oct16 Instrument: US14173023 CN14160045 Analyst: Langan *AL*

Vial	Sample	Type	Item Number	Method
1	0.020 Cerilliant FN08101401	Calibration		ethanol quant.M
2	0.100 Cerilliant FN06181501	Calibration		ethanol quant.M
3	0.200 Cerilliant FN07201502	Calibration		ethanol quant.M
4	0.400 Cerilliant FN11191402	Calibration		ethanol quant.M
5	blank 090816	Control		ethanol quant.M
6	volatiles mix 030916 ASL	Control		ethanol quant.M
7	0.400 Lipomed 05012012-C	Control		ethanol quant.M
8	0.040 Lipomed 30112011-B	Control		ethanol quant.M
9	0.20 ACQ 402101060/6	Control		ethanol quant.M
10		Sample	1086306	ethanol quant.M
11		Sample	1086306	ethanol quant.M
12		Sample	72-02A	ethanol quant.M
13		Sample	72-02A	ethanol quant.M
14		Sample	1117837	ethanol quant.M
15		Sample	1117837	ethanol quant.M
16		Sample	1117696	ethanol quant.M
17		Sample	1117696	ethanol quant.M
18		Sample	1117683	ethanol quant.M
19		Sample	1117683	ethanol quant.M
20	0.080 Lipomed 14112011-A	Control		ethanol quant.M
21		Sample	1113168	ethanol quant.M
22		Sample	1113168	ethanol quant.M
23		Sample	1114097	ethanol quant.M
24		Sample	1114097	ethanol quant.M
25		Sample	1116323	ethanol quant.M
26		Sample	1116323	ethanol quant.M
27		Sample	1118815	ethanol quant.M
28		Sample	1118815	ethanol quant.M
29		Sample	1117860	ethanol quant.M
30		Sample	1117860	ethanol quant.M
31	0.150 Lipomed 11012012-C	Control		ethanol quant.M
32		Sample	1112937	ethanol quant.M
33		Sample	1112937	ethanol quant.M
34		Sample	1118500	ethanol quant.M
35		Sample	1118500	ethanol quant.M
36		Sample	1079167	ethanol quant.M
37		Sample	1079167	ethanol quant.M
38		Sample	1116073	ethanol quant.M
39		Sample	1116073	ethanol quant.M
40		Sample	1114733	ethanol quant.M
41		Sample	1114733	ethanol quant.M
42	0.20 ACQ 402101060/6	Control		ethanol quant.M
43		Sample	1115226	ethanol quant.M
44		Sample	1115226	ethanol quant.M
45		Sample	1116252	ethanol quant.M
46		Sample	1116252	ethanol quant.M
47		Sample	1116075	ethanol quant.M

Sequence Summary

12

48		Sample	1116075	ethanol quant.M
49		Sample	1115228	ethanol quant.M
50		Sample	1115228	ethanol quant.M
51		Sample	1119360	ethanol quant.M
52		Sample	1119360	ethanol quant.M
53	0.080 Lipomed 14112011-A	Control		ethanol quant.M
54		Sample	1118686	ethanol quant.M
55		Sample	1118686	ethanol quant.M
56		Sample	1079652	ethanol quant.M
57		Sample	1079652	ethanol quant.M
58		Sample	310-01A	ethanol quant.M
59		Sample	310-01A	ethanol quant.M
60		Sample	1083747	ethanol quant.M
61		Sample	1083747	ethanol quant.M
62		Sample	1079641	ethanol quant.M
63		Sample	1079641	ethanol quant.M
64	0.40 Lipomed 05012012-C	Control		ethanol quant.M
65	0.04 Lipomed 30112011-B	Control		ethanol quant.M
66	0.20 ACQ 402101060/6	Control		ethanol quant.M
67	blank 090816	Control		ethanol quant.M

Dissemination is restricted to Criminal Justice Agencies and authorized Non-C.J. Agencies ONLY. Secondary dissemination to unauthorized agencies is PROHIBITED.
Scottsdale City Prosecutor

Scottsdale Police Department Crime Lab Volatiles Analysis

Sample:	[REDACTED]	Item number:	1086306
Injection date:	10/18/2016 7:16:08 PM	Vial:	10
Method:	ethanol quant.M	Sequence:	18Oct16
Instrument:	US14173023 CN14160045	Analyst:	Langan
Data file:	C:\Chem32\1\Data\18Oct16\10.D		

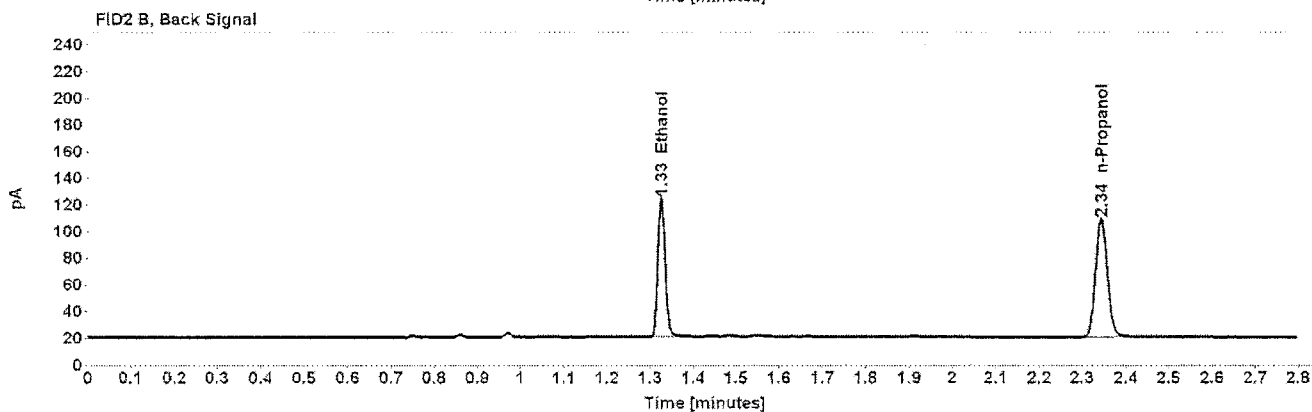
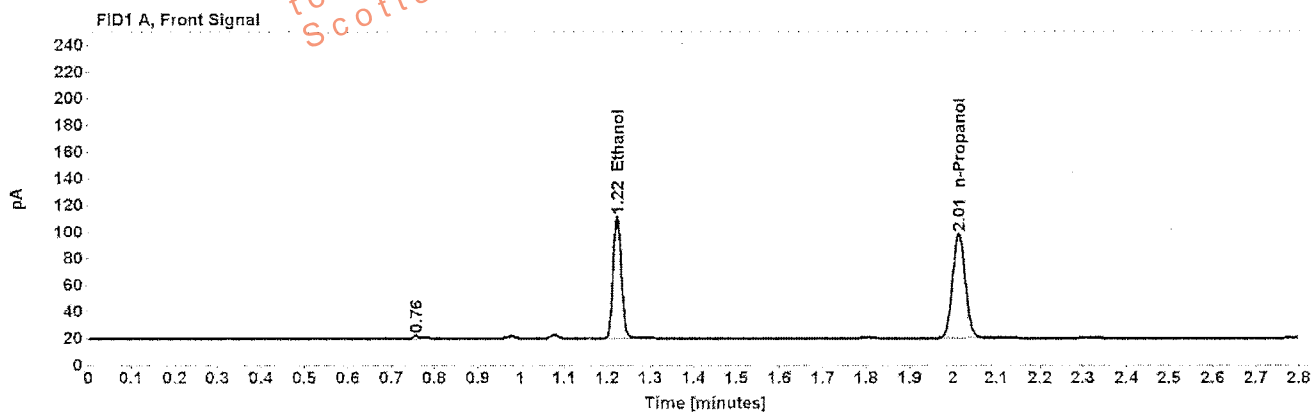


Table 1: FID 1 A (column DB-ALC1)

Compound	Amount (g/100mL)	Time (min)	Peak Area
>Ethanol	0.2046	1.222	121.441
n-Propanol	-----	2.013	161.904

Table 2: FID 2 B (column DB-ALC2)

Compound	Time (min)	Peak Area
Ethanol	1.325	125.232
n-Propanol	2.344	166.560

Scottsdale Police Department Crime Lab Volatiles Analysis

Sample:	[REDACTED]	Item number:	1086306
Injection date:	10/18/2016 7:20:08 PM	Vial:	11
Method:	ethanol quant.M	Sequence:	18Oct16
Instrument:	US14173023 CN14160045	Analyst:	Langan
Data file:	C:\Chem32\1\Data\18Oct16\11.D		

Dissemination is restricted to Criminal Justice Agencies and authorized Non-C.J. Agencies ONLY. Secondary dissemination to unauthorized agencies is PROHIBITED.
Scottsdale City Prosecutor

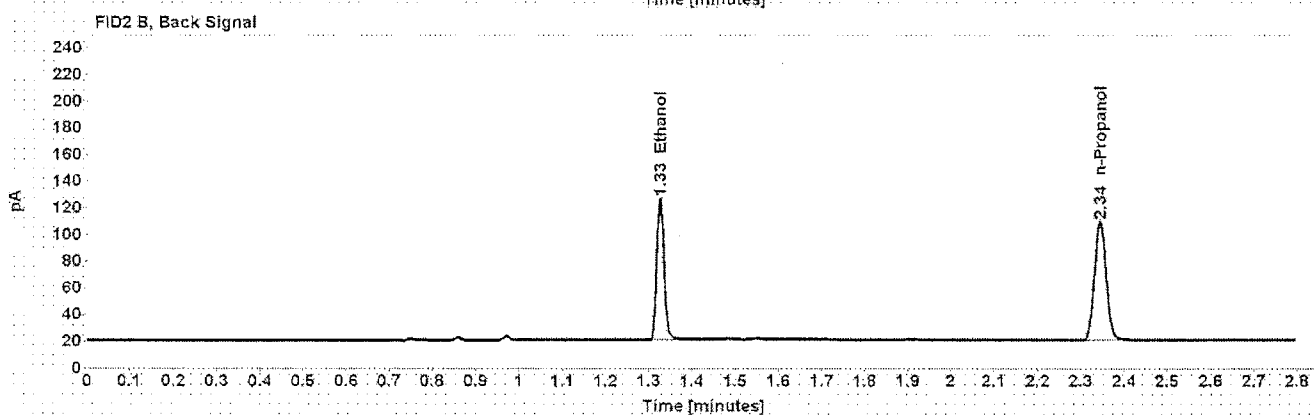
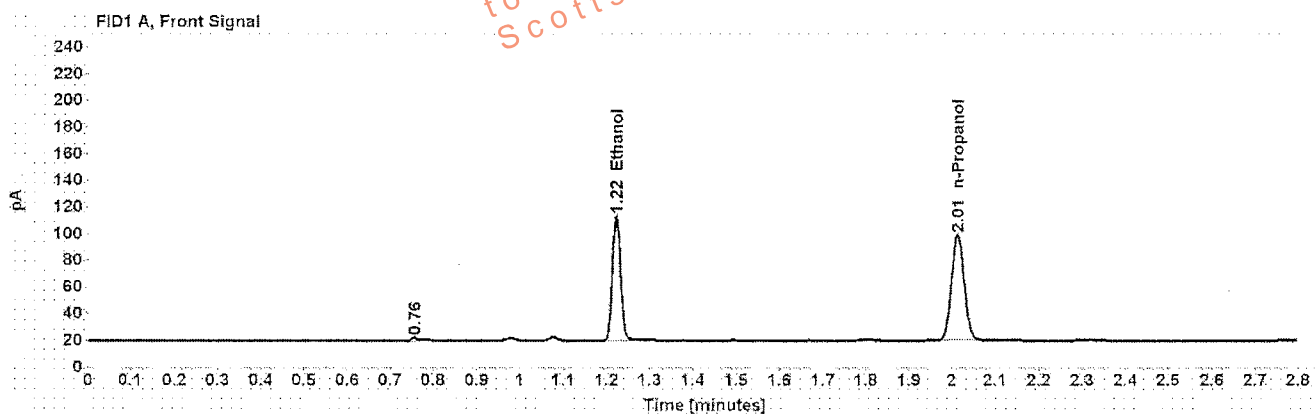


Table 1: FID 1 A (column DB-ALC1)

Compound	Amount (g/100mL)	Time (min)	Peak Area
>Ethanol	0.2069	1.223	124.059
n-Propanol	-----	2.013	163.538

Table 2: FID 2 B (column DB-ALC2)

Compound	Time (min)	Peak Area
Ethanol	1.326	127.611
n-Propanol	2.344	168.341

Scottsdale Police Department Crime Lab Volatiles Analysis

Sample: [REDACTED]	Item number: 72-02A
Injection date: 10/18/2016 7:24:07 PM	Vial: 12
Method: ethanol quant.M	Sequence: 18Oct16
Instrument: US14173023 CN14160045	Analyst: Langan
Data file: C:\Chem3211\Data\18Oct16\12.D	

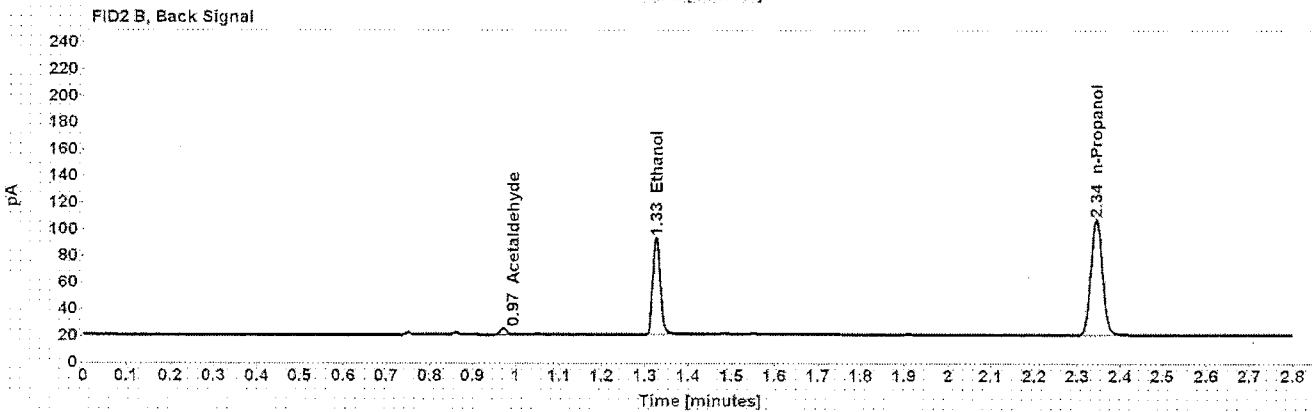
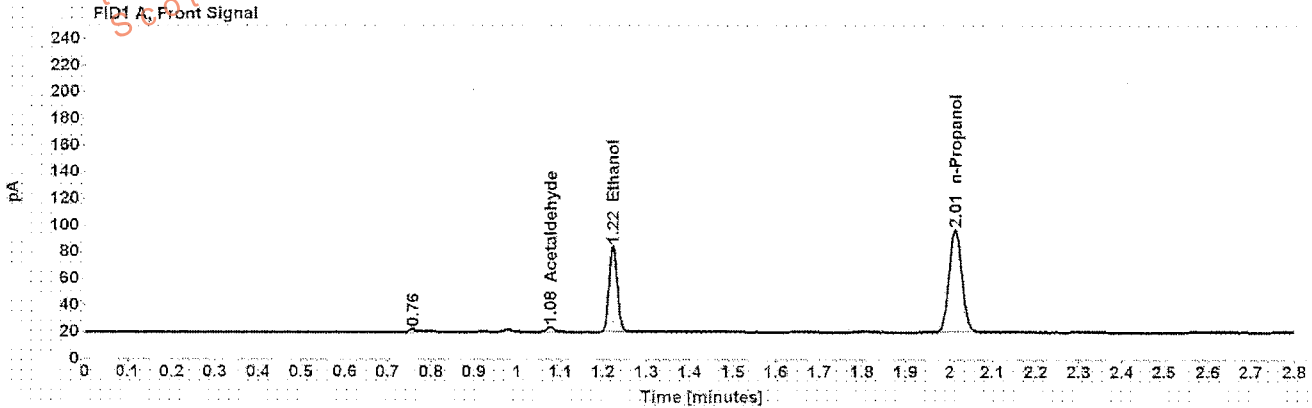


Table 1: FID 1 A (column DB-ALC1)

Compound	Amount (g/100mL)	Time (min)	Peak Area
Acetaldehyde	-----	1.077	4.365
>Ethanol	0.1461	1.223	85.149
n-Propanol	-----	2.013	159.336

Table 2: FID 2 B (column DB-ALC2)

Compound	Time (min)	Peak Area
Acetaldehyde	0.971	4.722
Ethanol	1.326	87.628
n-Propanol	2.344	163.870

Scottsdale Police Department Crime Lab Volatiles Analysis

Sample:	[REDACTED]	Item number:	72-02A
Injection date:	10/18/2016 7:28:24 PM	Vial:	13
Method:	ethanol quant.M	Sequence:	18Oct16
Instrument:	US14173023 CN14160045	Analyst:	Langan
Data file:	C:\Chem32\1>Data\18Oct16\13.D		

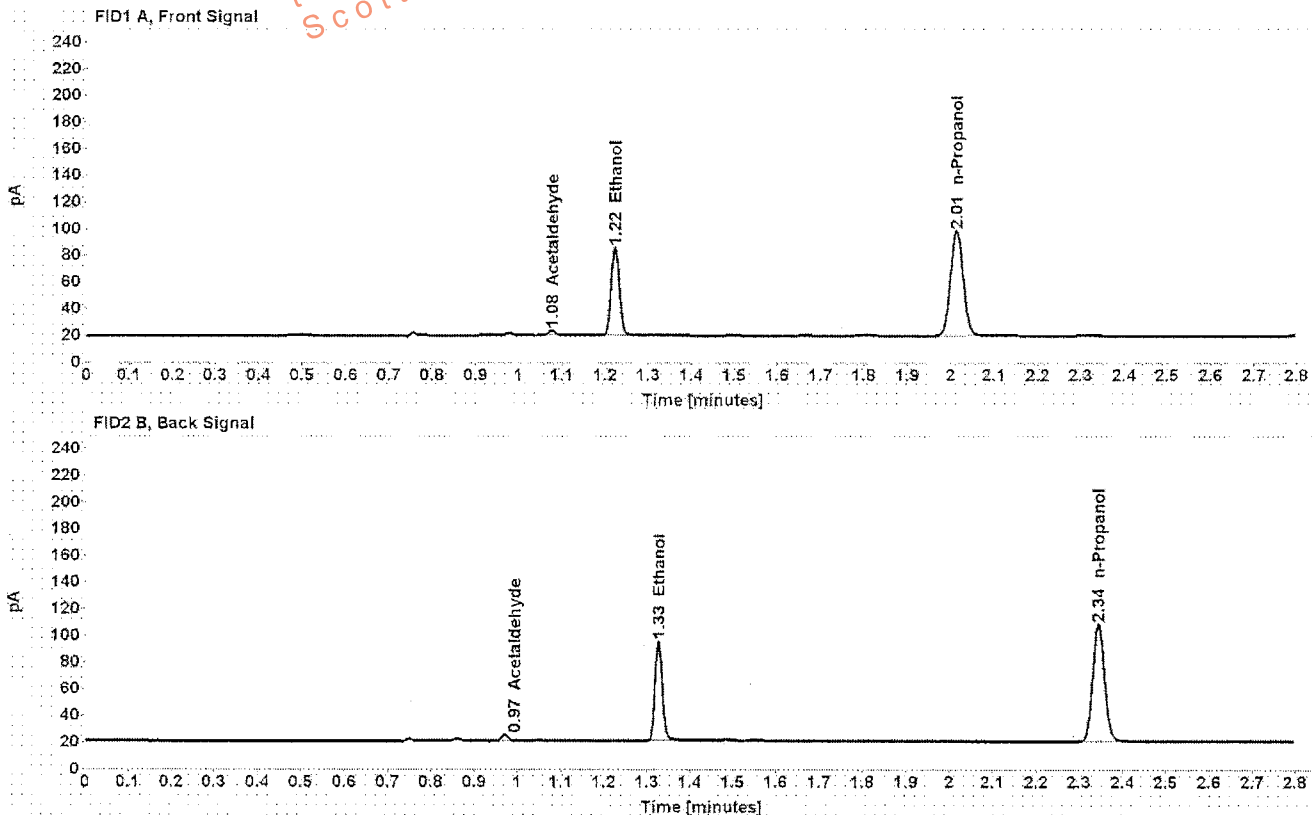


Table 1: FID 1 A (column DB-ALC1)

Compound	Amount (g/100mL)	Time (min)	Peak Area
Acetaldehyde	-----	1.077	4.194
>Ethanol	0.1470	1.223	87.090
n-Propanol	-----	2.014	161.932

Table 2: FID 2 B (column DB-ALC2)

Compound	Time (min)	Peak Area
Acetaldehyde	0.971	4.535
Ethanol	1.326	89.955
n-Propanol	2.344	166.524

Scottsdale Police Department Crime Lab Volatiles Analysis

Sample:	[REDACTED]	Item number:	1117837
Injection date:	10/18/2016 7:32:23 PM	Vial:	14
Method:	ethanol quant.M	Sequence:	18Oct16
Instrument:	US14173023 CN14160045	Analyst:	Langan
Data file:	C:\Chem32\1\Data\18Oct16\14.D		

Dissemination is restricted to Criminal Justice Agencies and authorized Non-C.J. Agencies ONLY. Secondary dissemination to unauthorized agencies is PROHIBITED.
Scottsdale City Prosecutor

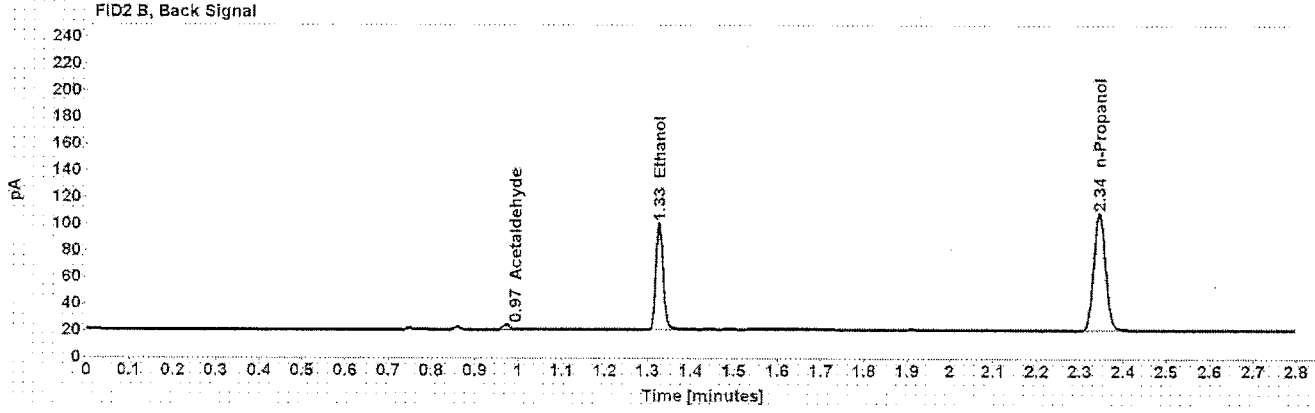
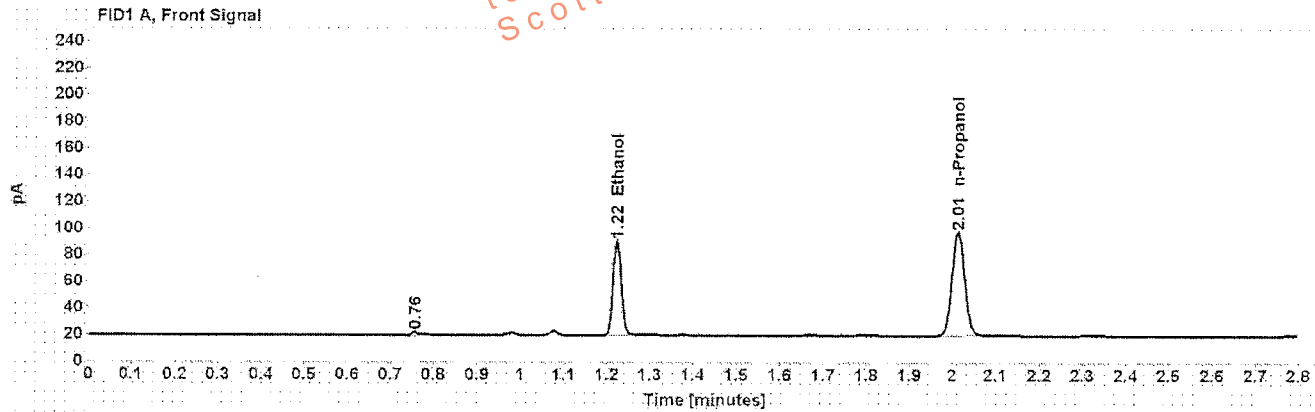


Table 1: FID 1 A (column DB-ALC1)

Compound	Amount (g/100mL)	Time (min)	Peak Area
>Ethanol	0.1588	1.223	93.857
n-Propanol	-----	2.014	161.530

Table 2: FID 2 B (column DB-ALC2)

Compound	Time (min)	Peak Area
Acetaldehyde	0.971	3.883
Ethanol	1.326	96.640
n-Propanol	2.344	166.217

Scottsdale Police Department Crime Lab Volatiles Analysis

Sample: [REDACTED]	Item number: 1117837
Injection date: 10/18/2016 7:36:23 PM	Vial: 15
Method: ethanol.quant.M	Sequence: 18Oct16
Instrument: US14173023 CN14160045	Analyst: Langan
Data file: C:\Chem3211\Data\18Oct16\15.D	

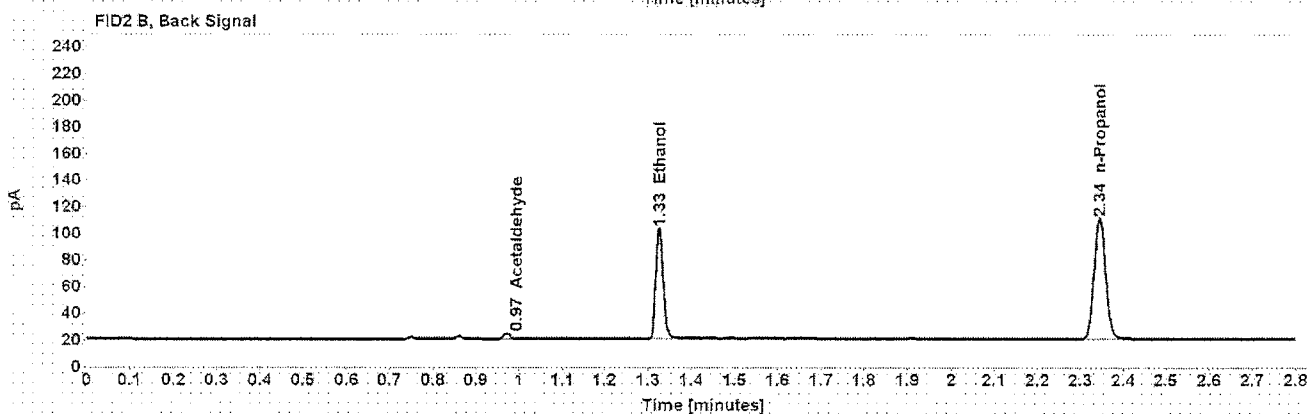
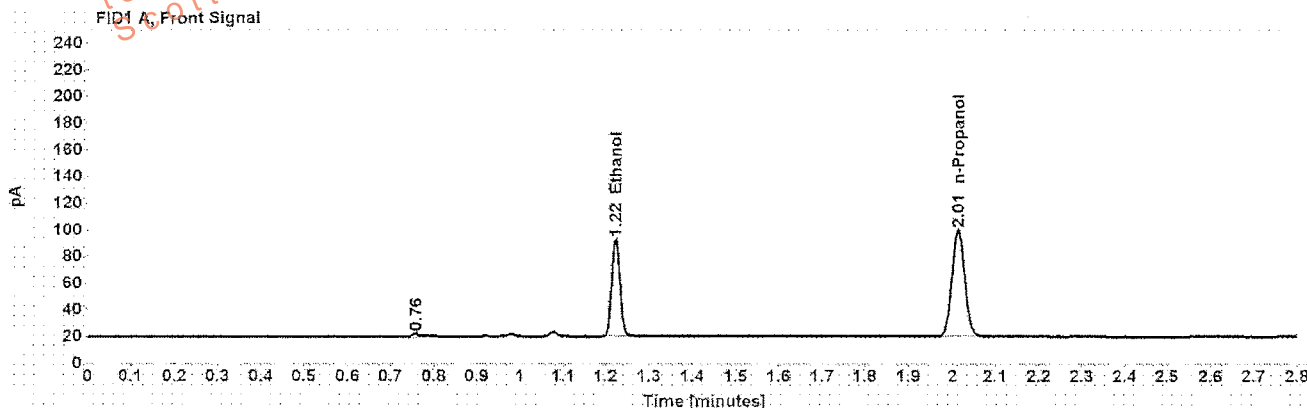


Table 1: FID 1 A (column DB-ALC1)

Compound	Amount (g/100mL)	Time (min)	Peak Area
>Ethanol	0.1600	1.223	96.888
n-Propanol	-----	2.014	165.415

Table 2: FID 2 B (column DB-ALC2)

Compound	Time (min)	Peak Area
Acetaldehyde	0.971	3.967
Ethanol	1.326	99.836
n-Propanol	2.344	170.442

Scottsdale Police Department Crime Lab Volatiles Analysis

Sample:	[REDACTED]	Item number:	1117696
Injection date:	10/18/2016 7:40:24 PM	Vial:	16
Method:	ethanol quant M	Sequence:	18Oct16
Instrument:	US14173023 CN14160045	Analyst:	Langan
Data file:	C:\Chem32\1>Data\18Oct16\16.D		

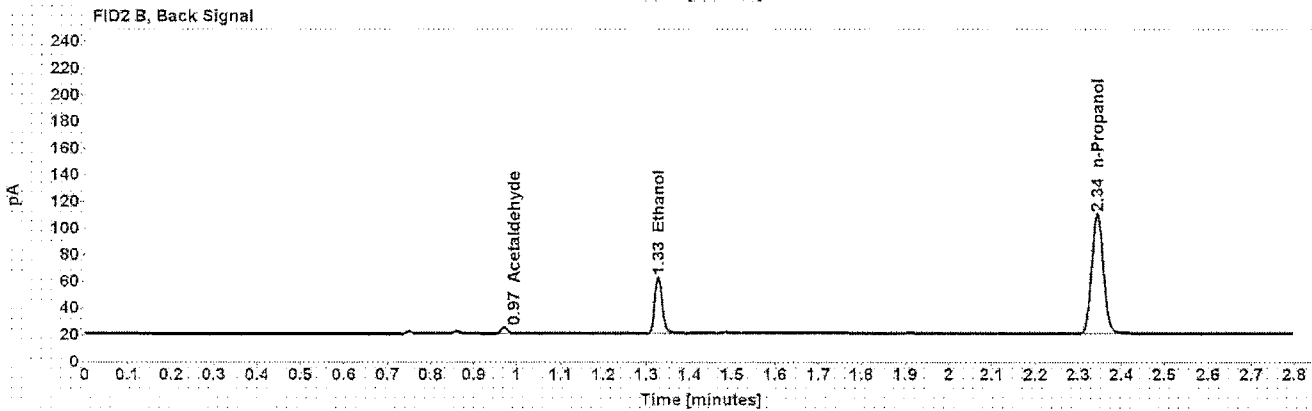
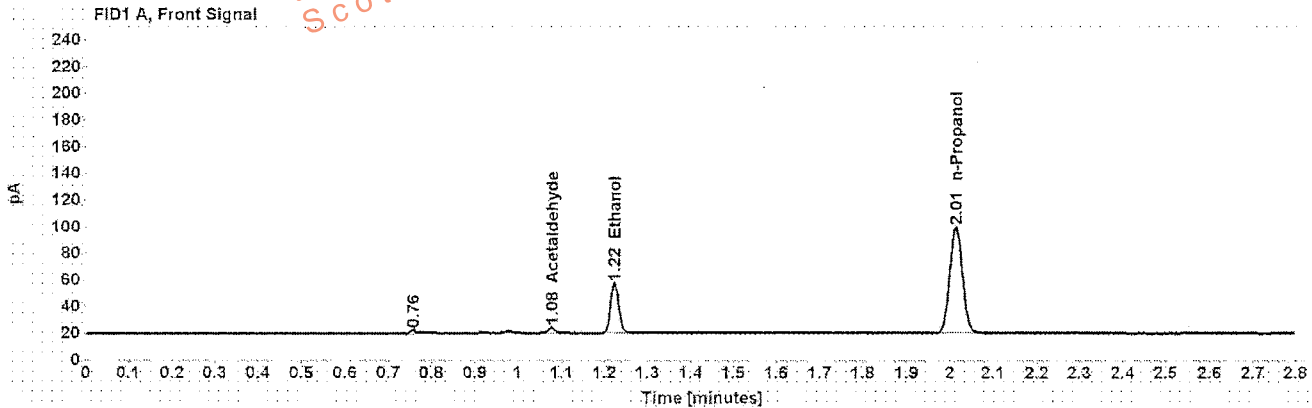


Table 1: FID 1 A (column DB-ALC1)

Compound	Amount (g/100mL)	Time (min)	Peak Area
Acetaldehyde	-----	1.077	4.420
>Ethanol	0.0832	1.223	49.717
n-Propanol	-----	2.013	164.270

Table 2: FID 2 B (column DB-ALC2)

Compound	Time (min)	Peak Area
Acetaldehyde	0.971	4.741
Ethanol	1.326	51.764
n-Propanol	2.344	169.273

Scottsdale Police Department Crime Lab Volatiles Analysis

Sample:	[REDACTED]	Item number:	1117696
Injection date:	10/18/2016 7:44:23 PM	Vial:	17
Method:	ethanol quant.M	Sequence:	18Oct16
Instrument:	US14173023 CN14160045	Analyst:	Langan
Data file:	C:\Chem3211\Data\18Oct16\17.D		

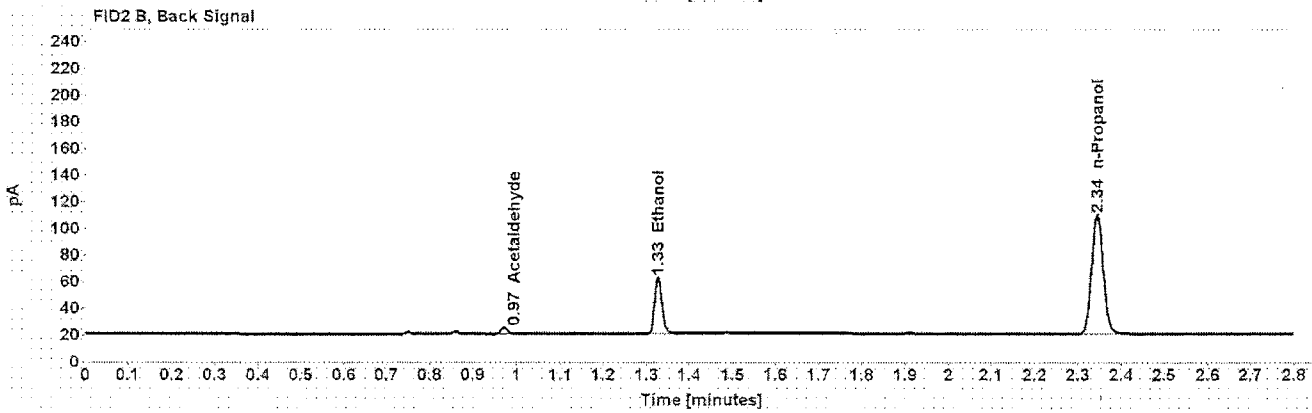
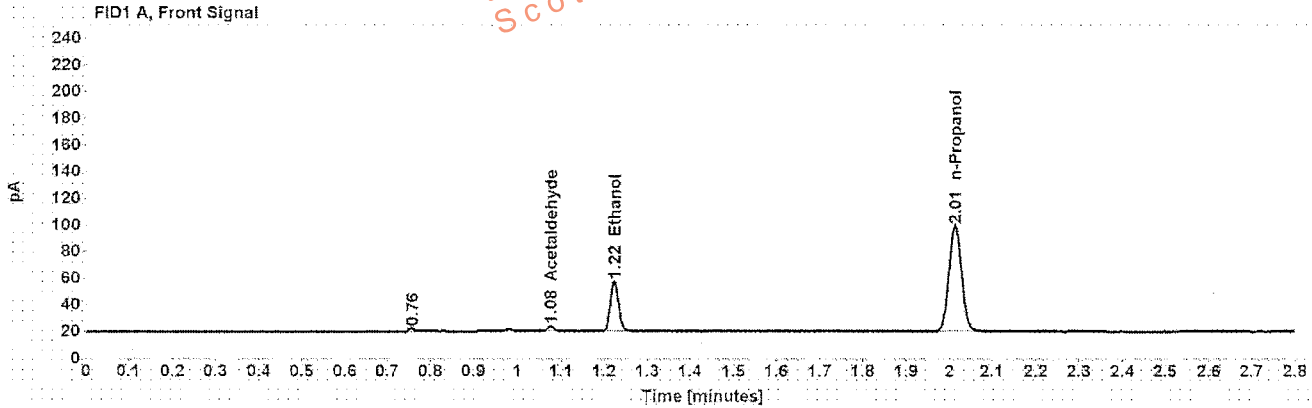


Table 1: FID 1 A (column DB-ALC1)

Compound	Amount (g/100mL)	Time (min)	Peak Area
Acetaldehyde	-----	1.077	4.358
>Ethanol	0.0833	1.223	49.736
n-Propanol	-----	2.013	164.152

Table 2: FID 2 B (column DB-ALC2)

Compound	Time (min)	Peak Area
Acetaldehyde	0.971	4.719
Ethanol	1.327	51.784
n-Propanol	2.344	168.759

Scottsdale Police Department Crime Lab Volatiles Analysis

Sample: ██████████	Item number: 1117683
Injection date: 10/18/2016 7:48:24 PM	Vial: 18
Method: ethanol quant.M	Sequence: 18Oct16
Instrument: US14173023 CN14160045	Analyst: Langan
Data file: C:\Chem3211\Data\18Oct16\18.D	

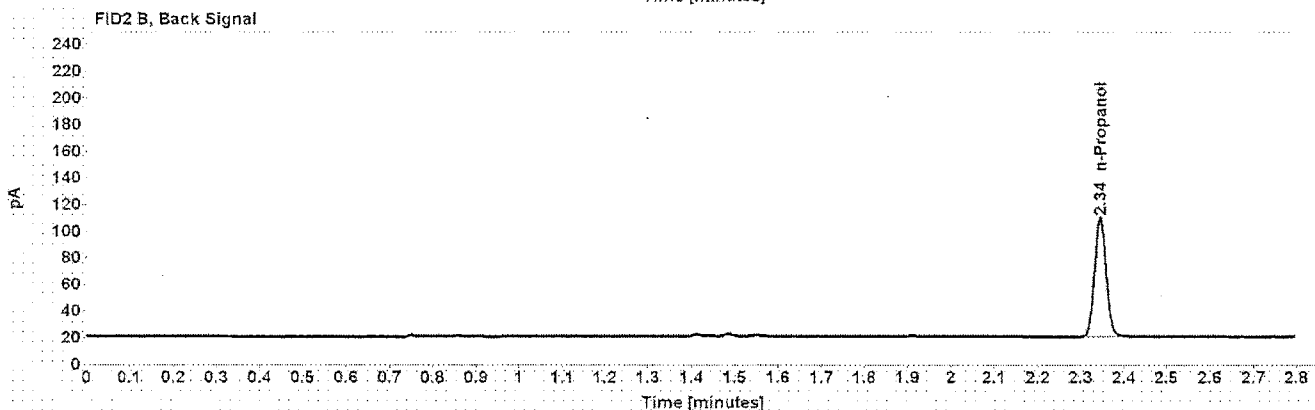
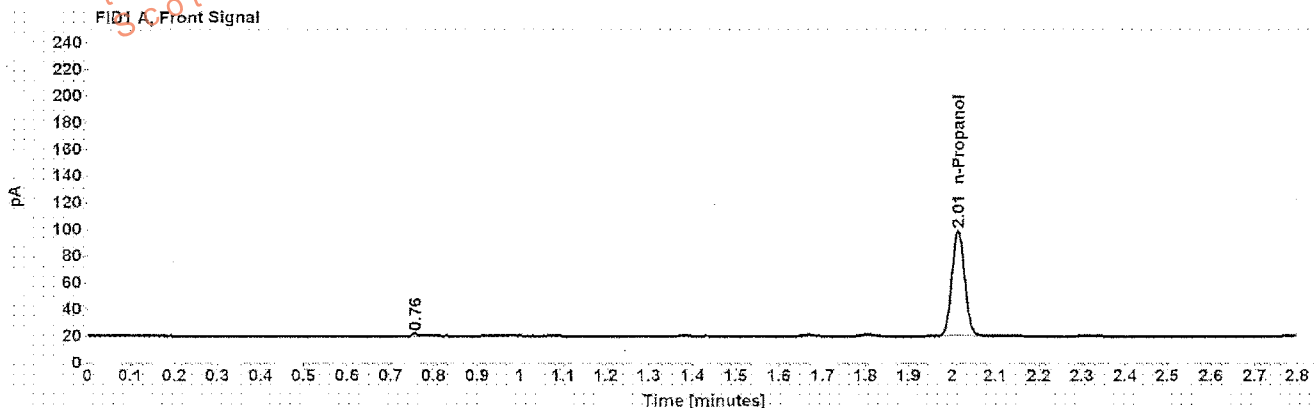


Table 1: FID 1 A (column DB-ALC1)

Compound	Amount (g/100mL)	Time (min)	Peak Area
n-Propanol	-----	2.013	163.468

Table 2: FID 2 B (column DB-ALC2)

Compound	Time (min)	Peak Area
n-Propanol	2.344	168.515

Scottsdale Police Department Crime Lab Volatiles Analysis

Sample:	[REDACTED]	Item number:	1117683
Injection date:	10/18/2016 7:52:38 PM	Vial:	19
Method:	ethanol quant M	Sequence:	18Oct16
Instrument:	US14173023 CN14160045	Analyst:	Langan
Data file:	C:\Chem32\1\Data\18Oct16\19.D		

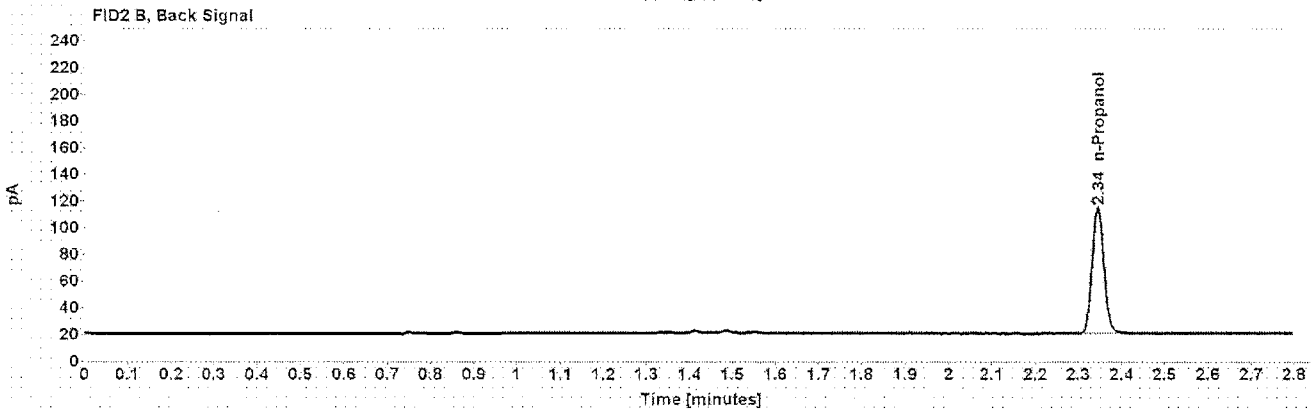
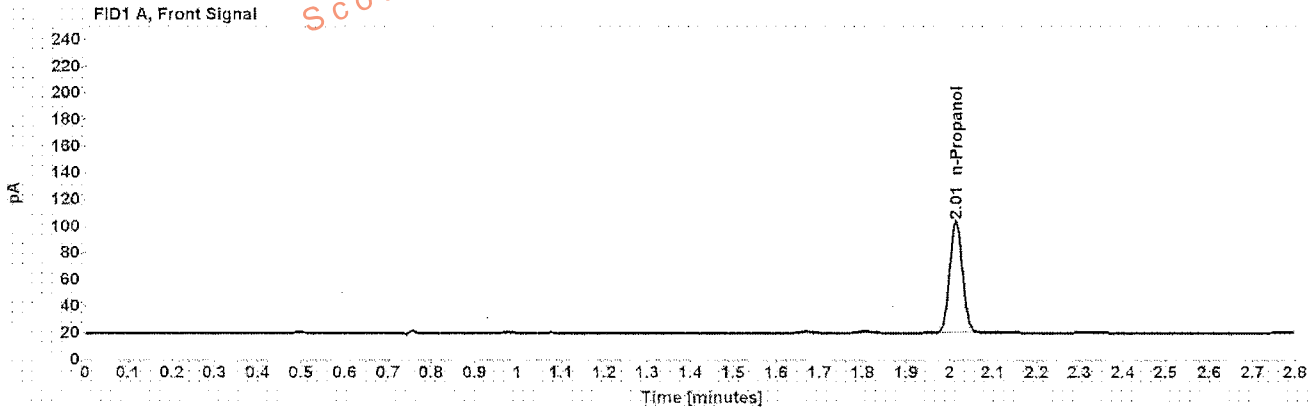


Table 1: FID 1 A (column DB-ALC1)

Compound	Amount (g/100mL)	Time (min)	Peak Area
n-Propanol	-----	2.014	172.674

Table 2: FID 2 B (column DB-ALC2)

Compound	Time (min)	Peak Area
n-Propanol	2.345	178.172

Scottsdale Police Department Crime Lab Volatiles Analysis

Sample:	[REDACTED]	Item number:	1113168
Injection date:	10/18/2016 8:00:39 PM	Vial:	21
Method:	ethanol quant.M	Sequence:	18Oct16
Instrument:	US14173023 CN14160045	Analyst:	Langan
Data file:	C:\Chem3211\Data\18Oct16\21.D		

Dissemination is restricted to Criminal Justice Agencies and authorized Non-C.J. Agencies ONLY. Secondary dissemination to unauthorized agencies is PROHIBITED.
Scottsdale City Prosecutor

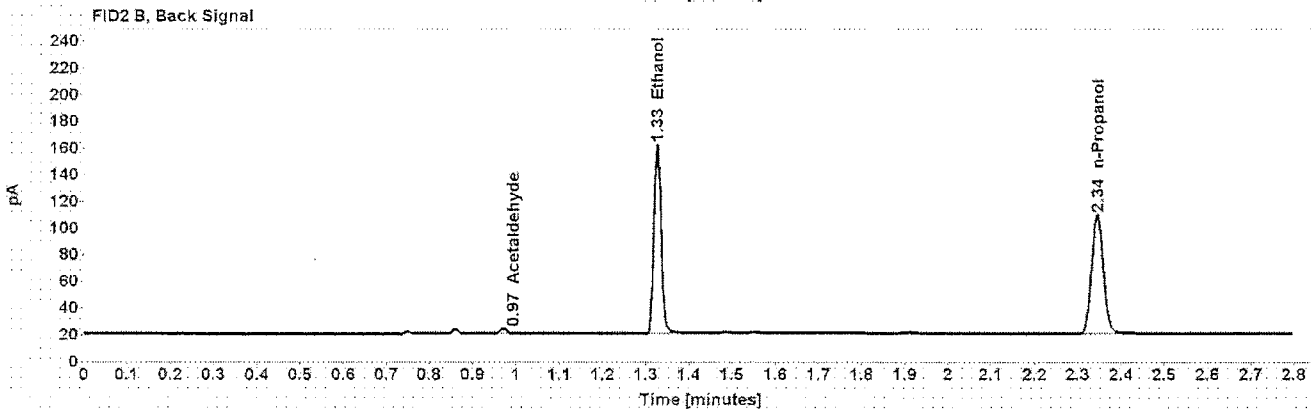
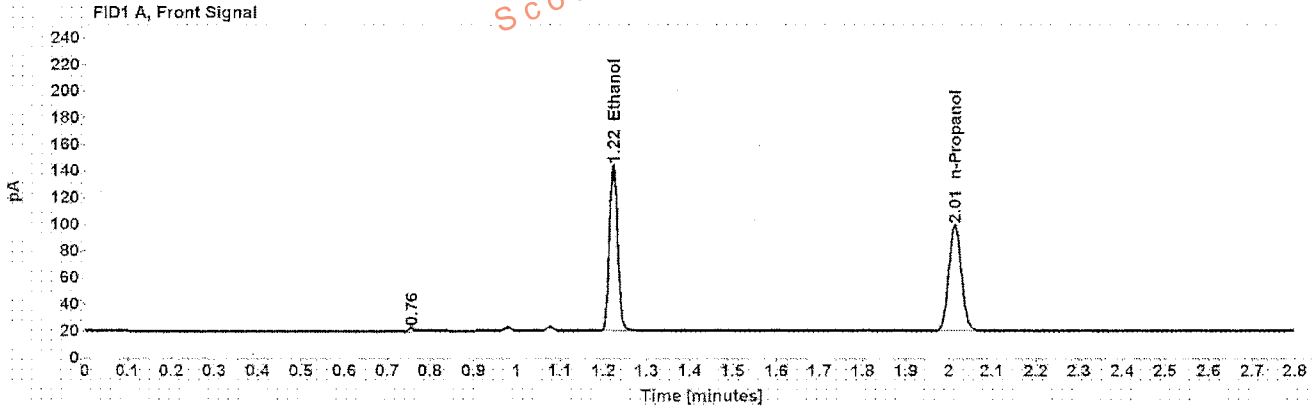


Table 1: FID 1 A (column DB-ALC1)

Compound	Amount (g/100mL)	Time (min)	Peak Area
>Ethanol	0.2752	1.223	164.930
n-Propanol	-----	2.014	163.297

Table 2: FID 2 B (column DB-ALC2)

Compound	Time (min)	Peak Area
Acetaldehyde	0.971	3.804
Ethanol	1.326	170.257
n-Propanol	2.344	168.039

Scottsdale Police Department Crime Lab Volatiles Analysis

Sample: ██████████	Item number: 1113168
Injection date: 10/18/2016 8:04:39 PM	Vial: 22
Method: ethanol quant.M	Sequence: 18Oct16
Instrument: US14173023 CN14160045	Analyst: Langan
Data file: C:\Chem3211\Data\18Oct16\22.D	

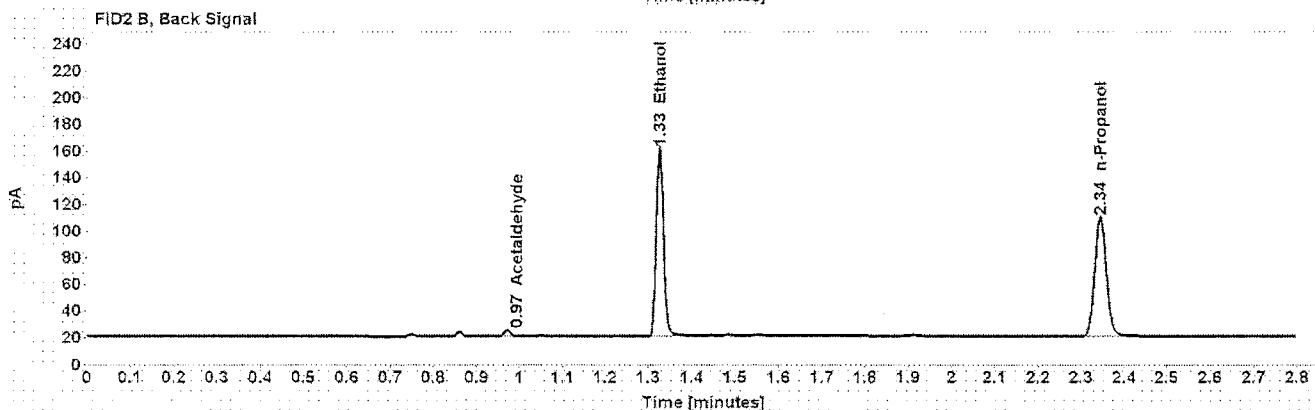
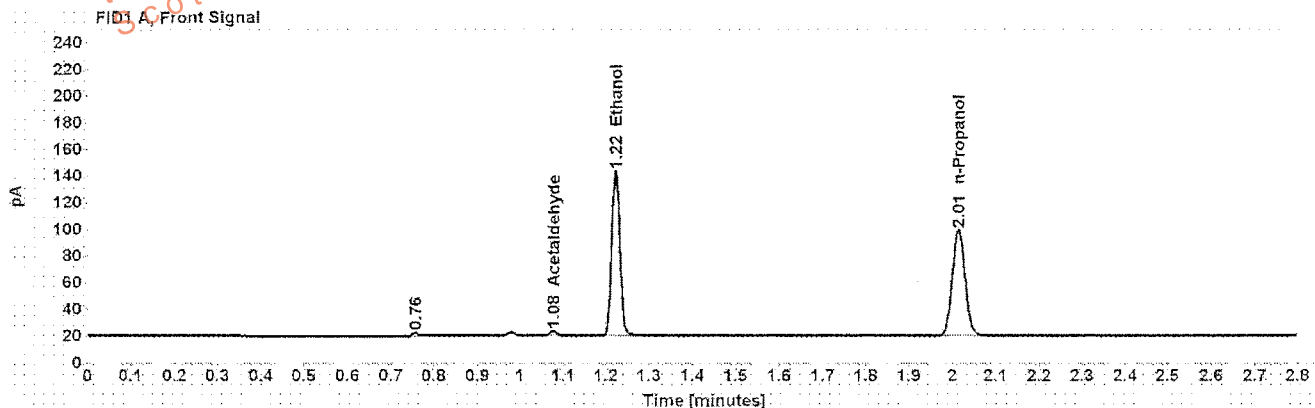


Table 1: FID 1 A (column DB-ALC1)

Compound	Amount (g/100mL)	Time (min)	Peak Area
Acetaldehyde	-----	1.077	4.016
>Ethanol	0.2731	1.223	164.080
n-Propanol	-----	2.014	163.680

Table 2: FID 2 B (column DB-ALC2)

Compound	Time (min)	Peak Area
Acetaldehyde	0.971	4.348
Ethanol	1.325	169.166
n-Propanol	2.344	168.635

Scottsdale Police Department Crime Lab Volatiles Analysis

Sample:	[REDACTED]	Item number:	1114097
Injection date:	10/18/2016 8:08:39 PM	Vial:	23
Method:	ethanol quant.M	Sequence:	18Oct16
Instrument:	US14173023 CN14160045	Analyst:	Langan
Data file:	C:\Chem32\1\Data\18Oct16\23.D		

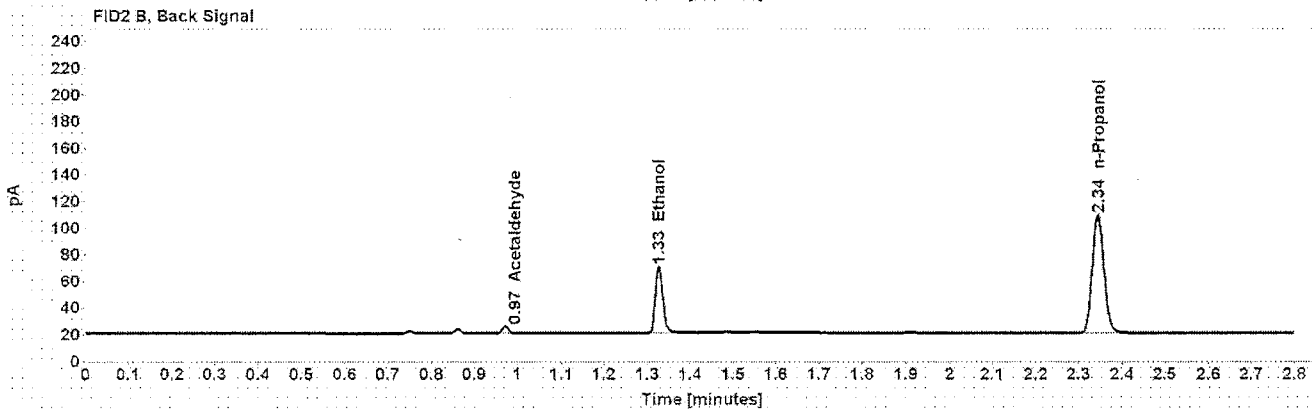
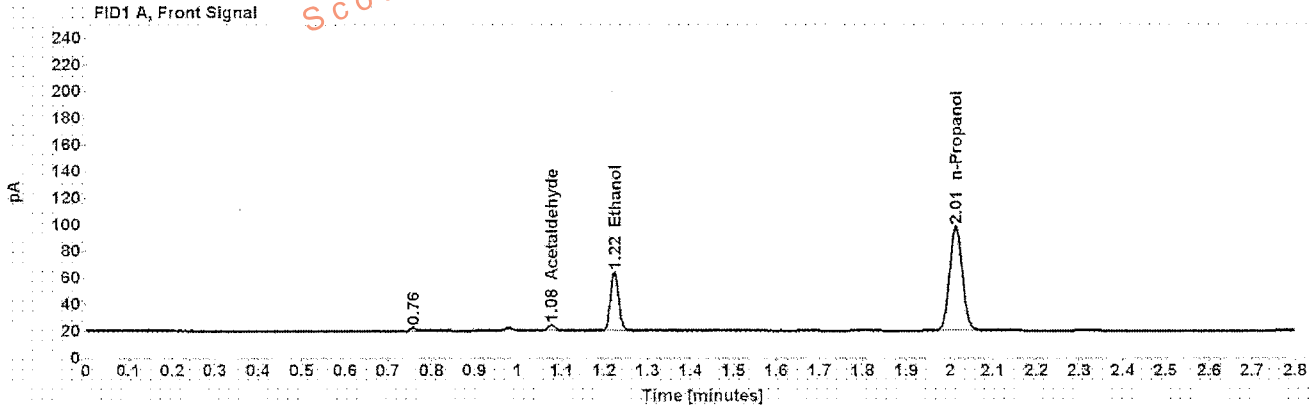


Table 1: FID 1 A (column DB-ALC1)

Compound	Amount (g/100mL)	Time (min)	Peak Area
Acetaldehyde	-----	1.077	4.837
>Ethanol	0.0992	1.223	58.365
n-Propanol	-----	2.014	161.516

Table 2: FID 2 B (column DB-ALC2)

Compound	Time (min)	Peak Area
Acetaldehyde	0.971	5.223
Ethanol	1.327	60.314
n-Propanol	2.344	166.491

Scottsdale Police Department Crime Lab Volatiles Analysis

Sample:	[REDACTED]	Item number:	1114097
Injection date:	10/18/2016 8:12:38 PM	Vial:	24
Method:	ethanol quant.M	Sequence:	18Oct16
Instrument:	US14173023 CN14160045	Analyst:	Langan
Data file:	C:\Chem32\1\Data\18Oct16\24.D		

Dissemination is restricted to Criminal Justice Agencies and authorized Non-C.J. Agencies ONLY. Secondary dissemination to unauthorized agencies is PROHIBITED.
Scottsdale City Prosecutor

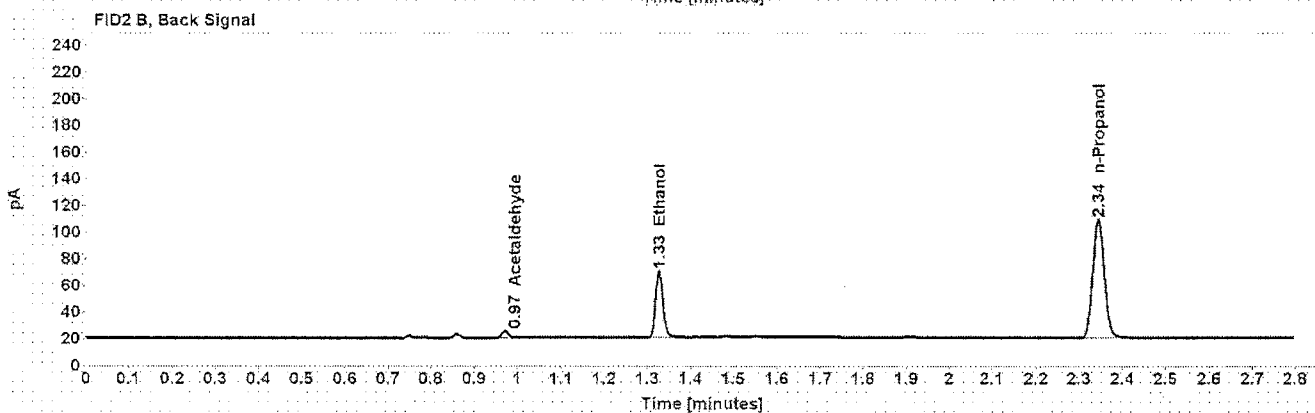
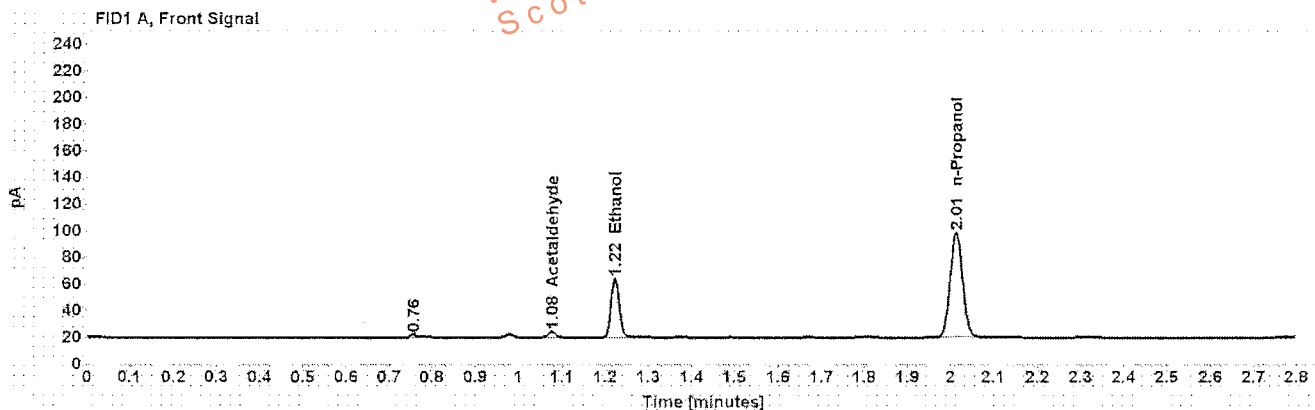


Table 1: FID 1 A (column DB-ALC1)

Compound	Amount (g/100mL)	Time (min)	Peak Area
Acetaldehyde	-----	1.077	4.933
>Ethanol	0.0993	1.223	58.913
n-Propanol	-----	2.013	162.752

Table 2: FID 2 B (column DB-ALC2)

Compound	Time (min)	Peak Area
Acetaldehyde	0.971	5.341
Ethanol	1.326	60.586
n-Propanol	2.344	167.602

Scottsdale Police Department Crime Lab Volatiles Analysis

Sample: [REDACTED]	Item number: 1116323
Injection date: 10/18/2016 8:16:55 PM	Vial: 25
Method: ethanol quant.M	Sequence: 18Oct16
Instrument: US14173023 CN14160045	Analyst: Langan
Data file: C:\Chem3211\Data\18Oct16\25.D	

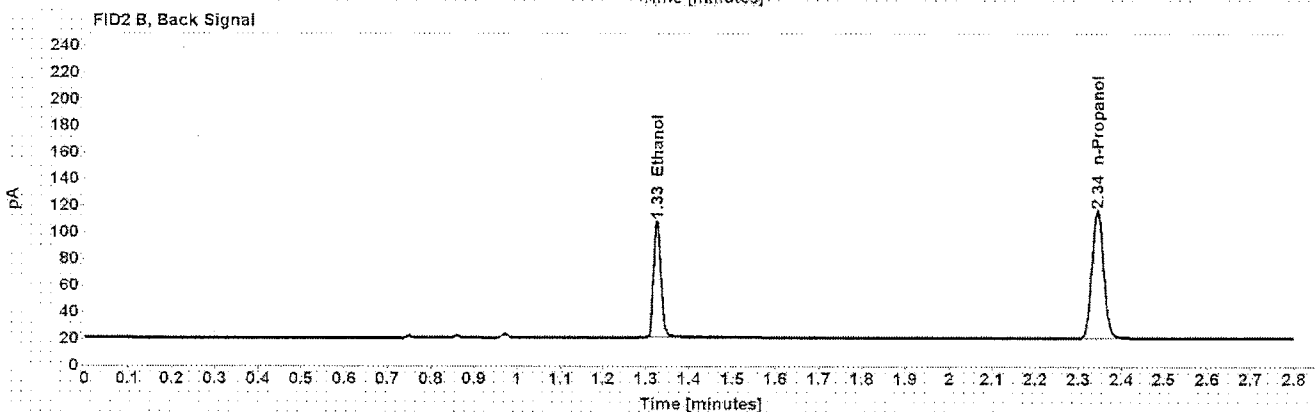
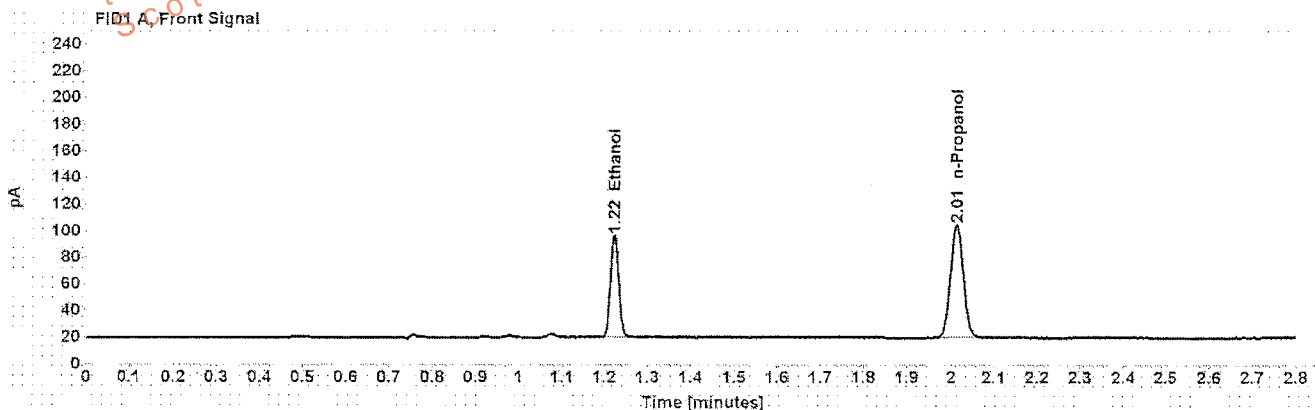


Table 1: FID 1 A (column DB-ALC1)

Compound	Amount (g/100mL)	Time (min)	Peak Area
>Ethanol	0.1584	1.223	101.688
n-Propanol	-----	2.013	175.462

Table 2: FID 2 B (column DB-ALC2)

Compound	Time (min)	Peak Area
Ethanol	1.326	104.925
n-Propanol	2.344	180.133

Scottsdale Police Department Crime Lab Volatiles Analysis

Sample:	[REDACTED]	Item number:	1116323
Injection date:	10/18/2016 8:20:53 PM	Vial:	26
Method:	ethanol quant.M	Sequence:	18Oct16
Instrument:	US14173023 CN14160045	Analyst:	Langan
Data file:	C:\Chem32\11\Data\18Oct16\26.D		

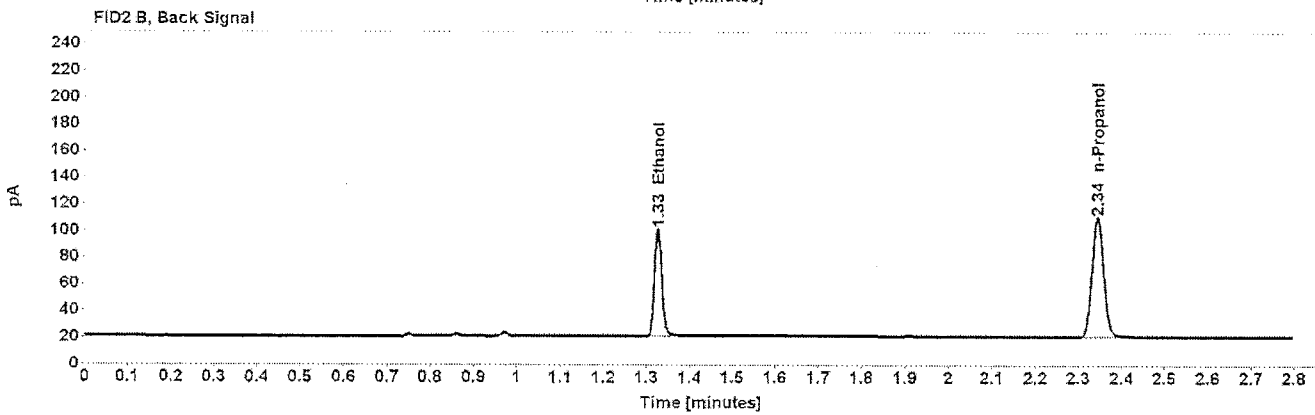
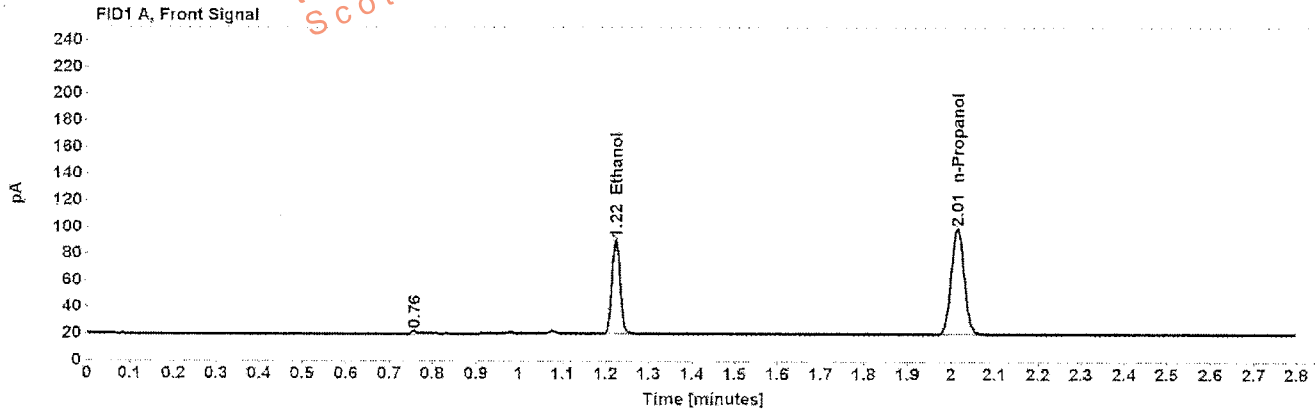


Table 1: FID 1 A (column DB-ALC1)

Compound	Amount (g/100mL)	Time (min)	Peak Area
>Ethanol	0.1562	1.223	94.147
n-Propanol	-----	2.014	164.751

Table 2: FID 2 B (column DB-ALC2)

Compound	Time (min)	Peak Area
Ethanol	1.326	97.112
n-Propanol	2.344	169.157

Scottsdale Police Department Crime Lab Volatiles Analysis

Sample:	[REDACTED]	Item number:	1118815
Injection date:	10/18/2016 8:24:53 PM	Vial:	27
Method:	ethanol quant.M	Sequence:	18Oct16
Instrument:	US14173023 CN14160045	Analyst:	Langan
Data file:	C:\Chem32\1\Data\18Oct16\27.D		

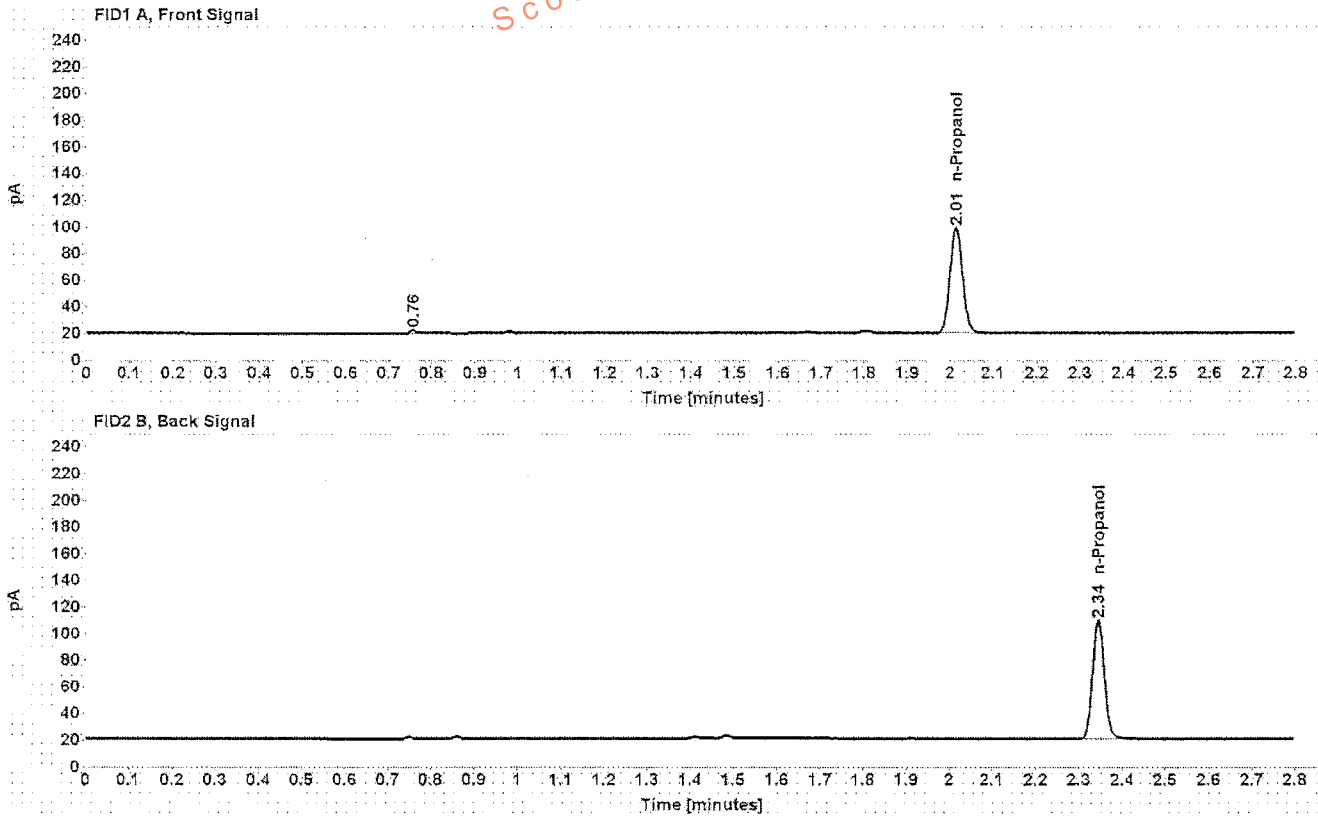


Table 1: FID 1 A (column DB-ALC1)

Compound	Amount (g/100mL)	Time (min)	Peak Area
n-Propanol	-----	2.014	163.272

Table 2: FID 2 B (column DB-ALC2)

Compound	Time (min)	Peak Area
n-Propanol	2.344	167.944

Scottsdale Police Department Crime Lab Volatiles Analysis

Sample: ██████████	Item number: 1118815
Injection date: 10/18/2016 8:28:54 PM	Vial: 28
Method: ethanol quant.M	Sequence: 18Oct16
Instrument: US14173023 CN14160045	Analyst: Langan
Data file: C:\Chem32\11\Data\18Oct16\28.D	

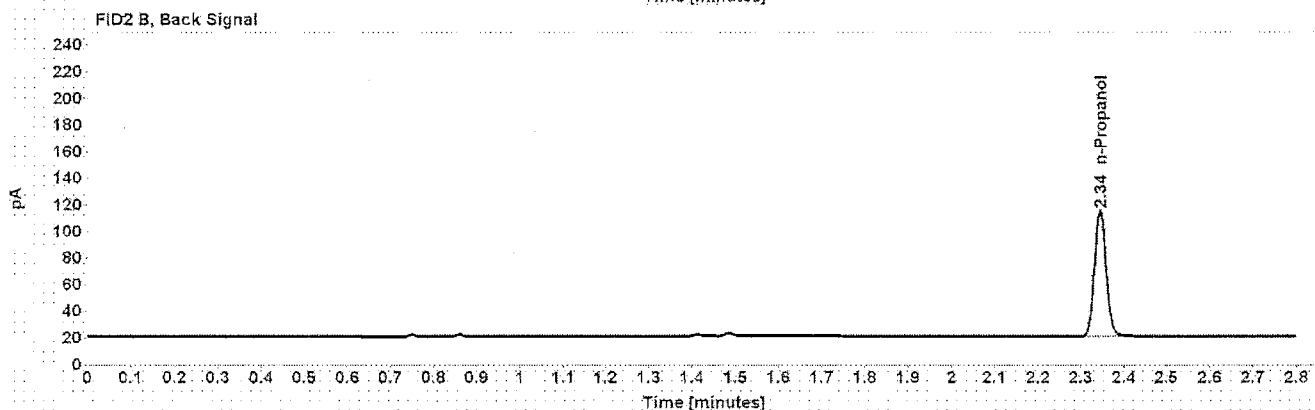
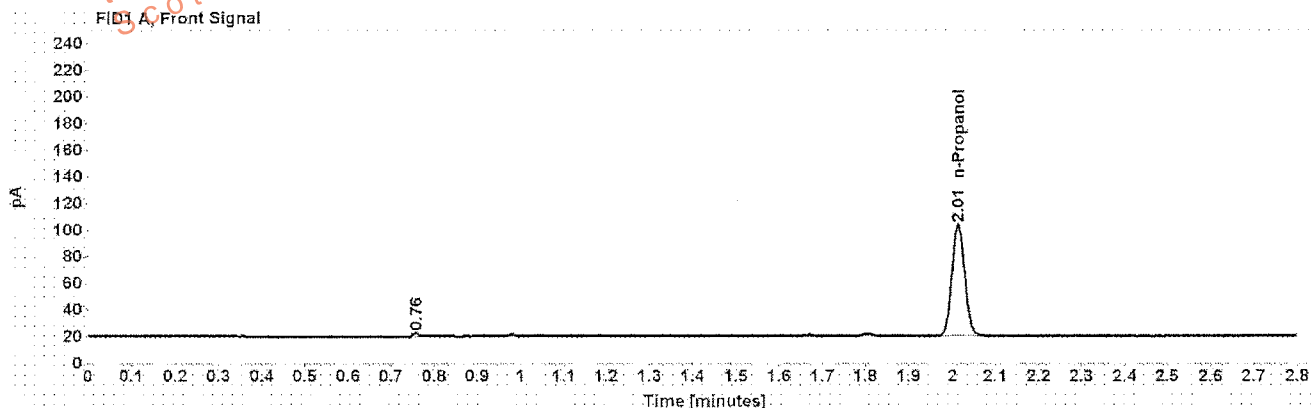


Table 1: FID 1 A (column DB-ALC1)

Compound	Amount (g/100mL)	Time (min)	Peak Area
n-Propanol	-----	2.014	172.890

Table 2: FID 2 B (column DB-ALC2)

Compound	Time (min)	Peak Area
n-Propanol	2.344	178.008

Scottsdale Police Department Crime Lab Volatiles Analysis

Sample:	[REDACTED]	Item number:	1117860
Injection date:	10/18/2016 8:32:53 PM	Vial:	29
Method:	ethanol quant M	Sequence:	18Oct16
Instrument:	US14173023 CN14160045	Analyst:	Langan
Data file:	C:\Chem32\1\Data\18Oct16\29.D		

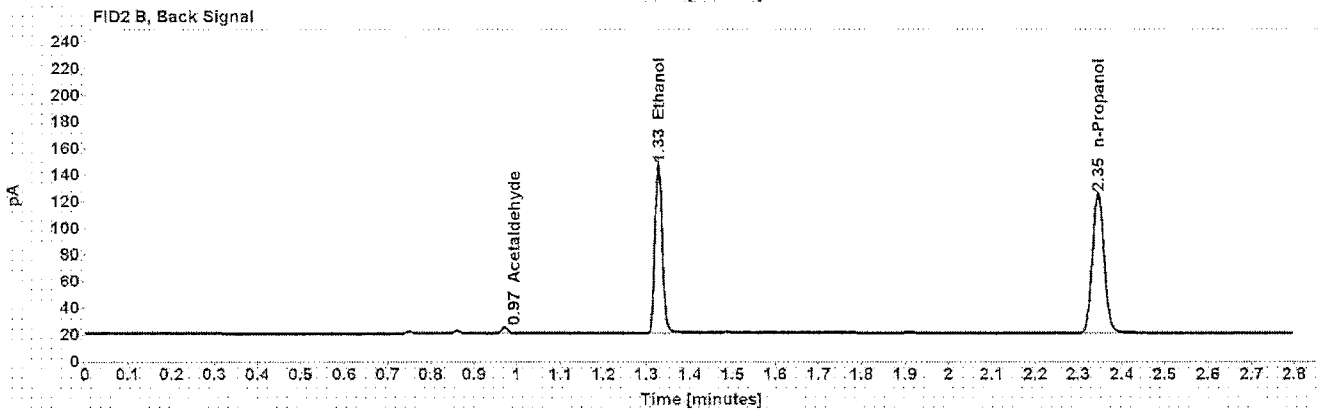
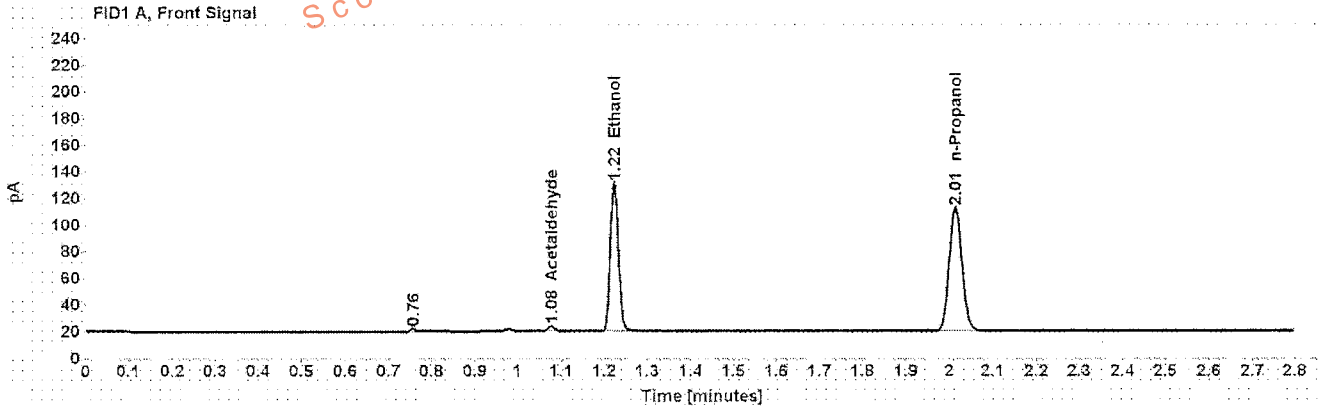


Table 1: FID 1 A (column DB-ALC1)

Compound	Amount (g/100mL)	Time (min)	Peak Area
Acetaldehyde	-----	1.077	4.260
>Ethanol	0.2090	1.223	146.258
n-Propanol	-----	2.014	190.865

Table 2: FID 2 B (column DB-ALC2)

Compound	Time (min)	Peak Area
Acetaldehyde	0.972	4.529
Ethanol	1.327	151.040
n-Propanol	2.345	196.104

Scottsdale Police Department Crime Lab Volatiles Analysis

Sample:	[REDACTED]	Item number:	1117860
Injection date:	10/18/2016 8:36:54 PM	Vial:	30
Method:	ethanol quant.M	Sequence:	18Oct16
Instrument:	US14173023 CN14160045	Analyst:	Langan
Data file:	C:\Chem3211\Data\18Oct16\30.D		

Dissemination is restricted to Criminal Justice Agencies and authorized Non-C.J. Agencies ONLY. Secondary dissemination to unauthorized agencies is PROHIBITED. Scottsdale City Prosecutor

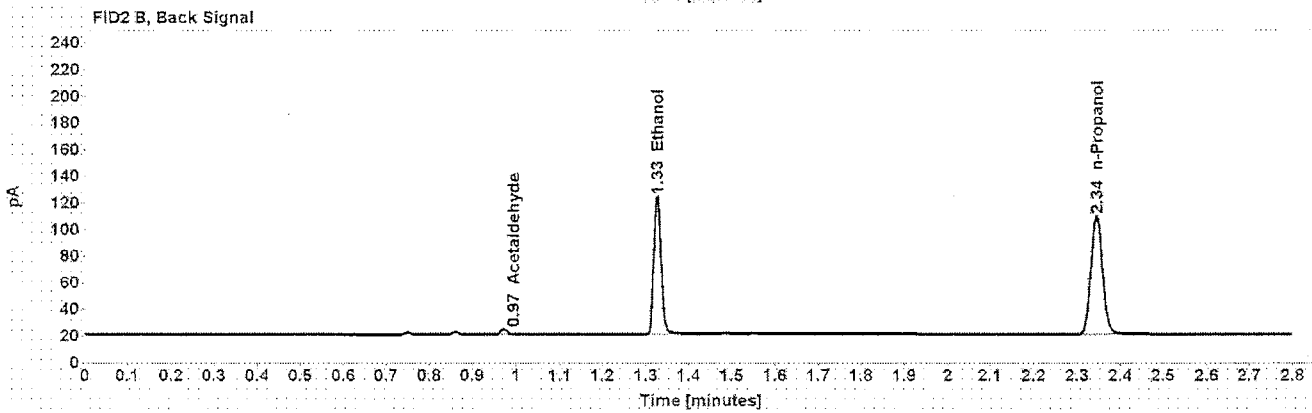
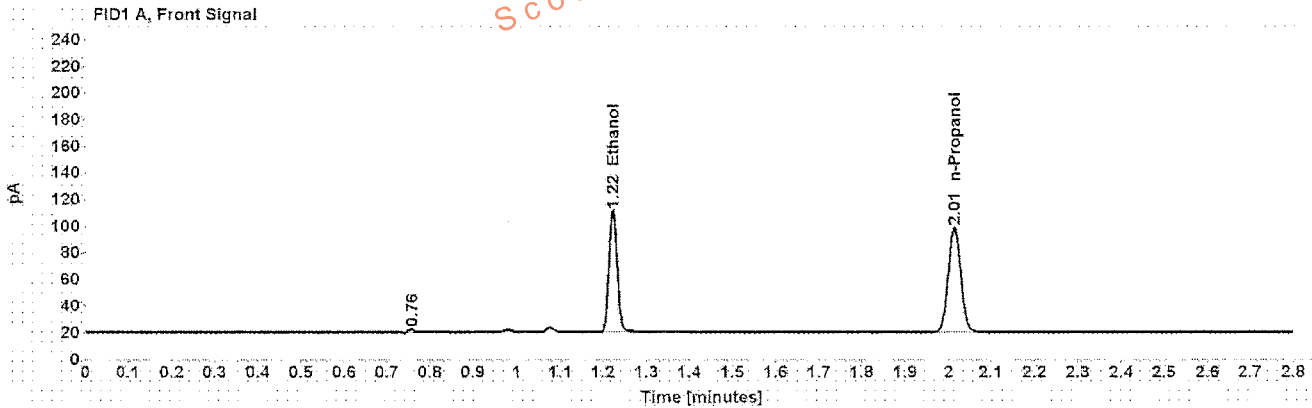


Table 1: FID 1 A (column DB-ALC1)

Compound	Amount (g/100mL)	Time (min)	Peak Area
>Ethanol	0.2026	1.223	120.895
n-Propanol	-----	2.014	162.794

Table 2: FID 2 B (column DB-ALC2)

Compound	Time (min)	Peak Area
Acetaldehyde	0.971	3.968
Ethanol	1.326	124.487
n-Propanol	2.345	167.213

Scottsdale Police Department Crime Lab Volatiles Analysis

Sample: XXXXXXXXXX	Item number: 1112937
Injection date: 10/18/2016 8:45:09 PM	Vial: 32
Method: ethanol quant.M	Sequence: 18Oct16
Instrument: US14173023 CN14160045	Analyst: Langan
Data file: C:\Chem32\1\Data\18Oct16\32.D	

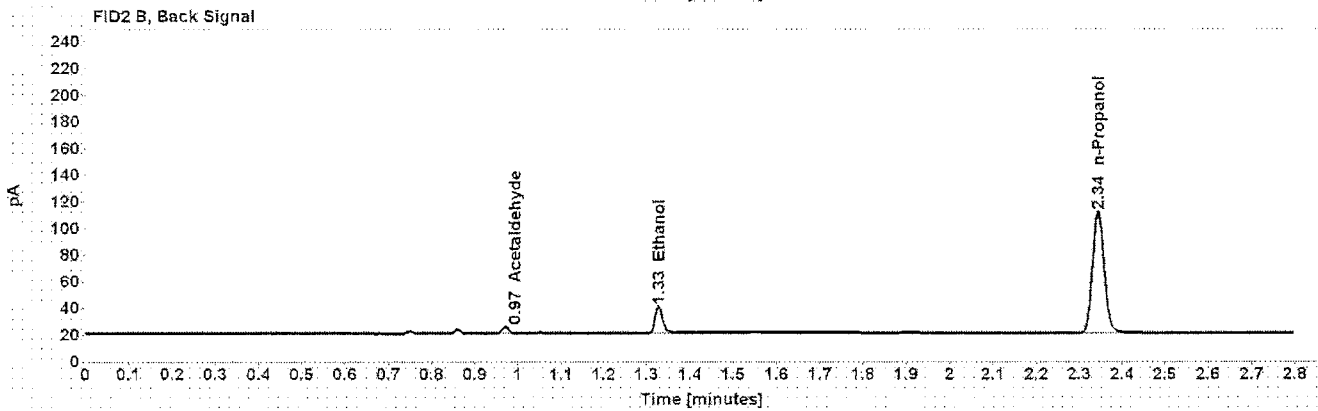
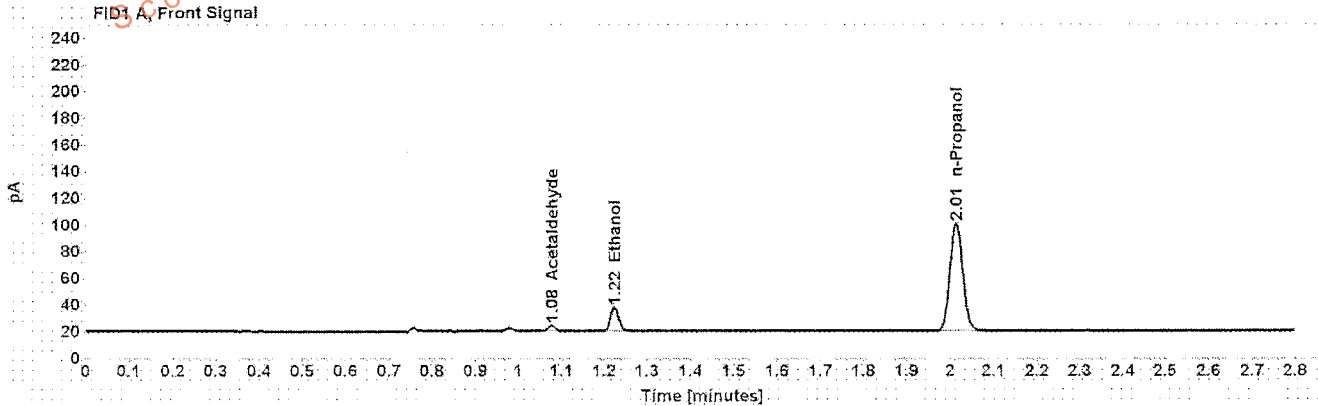


Table 1: FID 1 A (column DB-ALC1)

Compound	Amount (g/100mL)	Time (min)	Peak Area
Acetaldehyde	-----	1.077	4.729
>Ethanol	0.0401	1.224	23.964
n-Propanol	-----	2.014	166.688

Table 2: FID 2 B (column DB-ALC2)

Compound	Time (min)	Peak Area
Acetaldehyde	0.971	5.082
Ethanol	1.328	25.026
n-Propanol	2.344	171.898

Scottsdale Police Department Crime Lab Volatiles Analysis

Sample:	[REDACTED]	Item number:	1112937
Injection date:	10/18/2016 8:49:09 PM	Vial:	33
Method:	ethanol quant M	Sequence:	18Oct16
Instrument:	US14173023 CN14160045	Analyst:	Langan
Data file:	C:\Chem3211\Data\18Oct16\33.D		

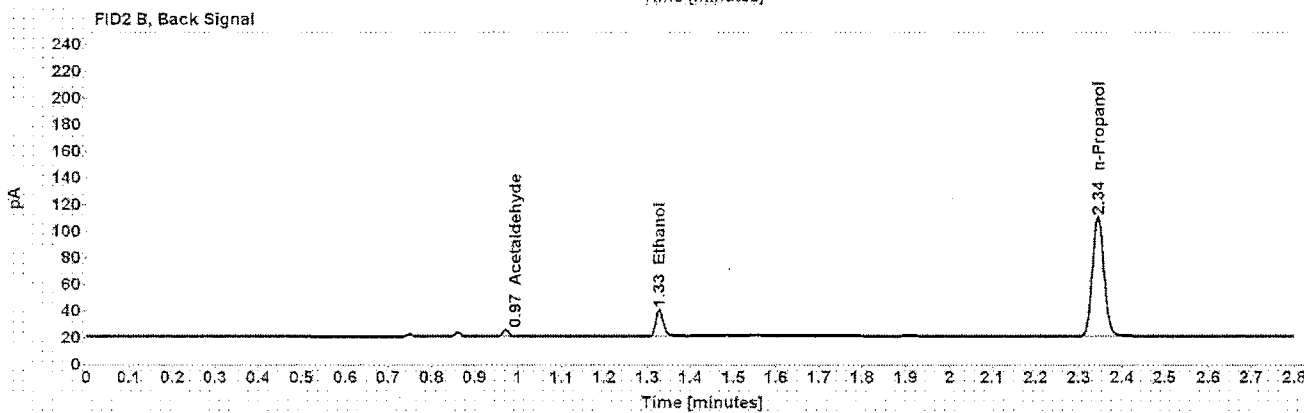
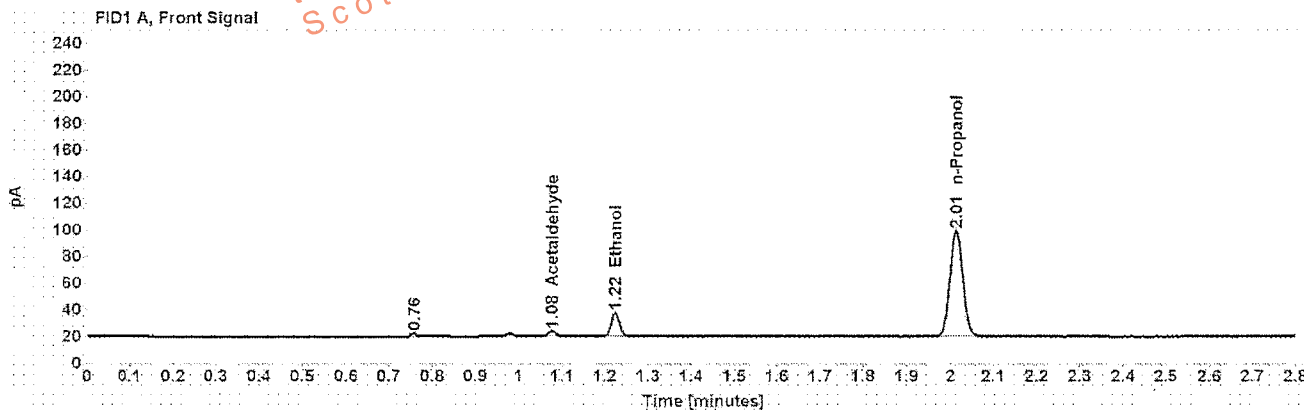


Table 1: FID 1 A (column DB-ALC1)

Compound	Amount (g/100mL)	Time (min)	Peak Area
Acetaldehyde	-----	1.077	4.772
>Ethanol	0.0401	1.224	23.586
n-Propanol	-----	2.014	164.051

Table 2: FID 2 B (column DB-ALC2)

Compound	Time (min)	Peak Area
Acetaldehyde	0.971	5.110
Ethanol	1.328	24.626
n-Propanol	2.344	169.514

Scottsdale Police Department Crime Lab Volatiles Analysis

Sample:	[REDACTED]	Item number:	1118500
Injection date:	10/18/2016 8:53:08 PM	Vial:	34
Method:	ethanol quant.M	Sequence:	18Oct16
Instrument:	US14173023 CN14160045	Analyst:	Langan
Data file:	C:\Chem32\1\Data\18Oct16\34.D		

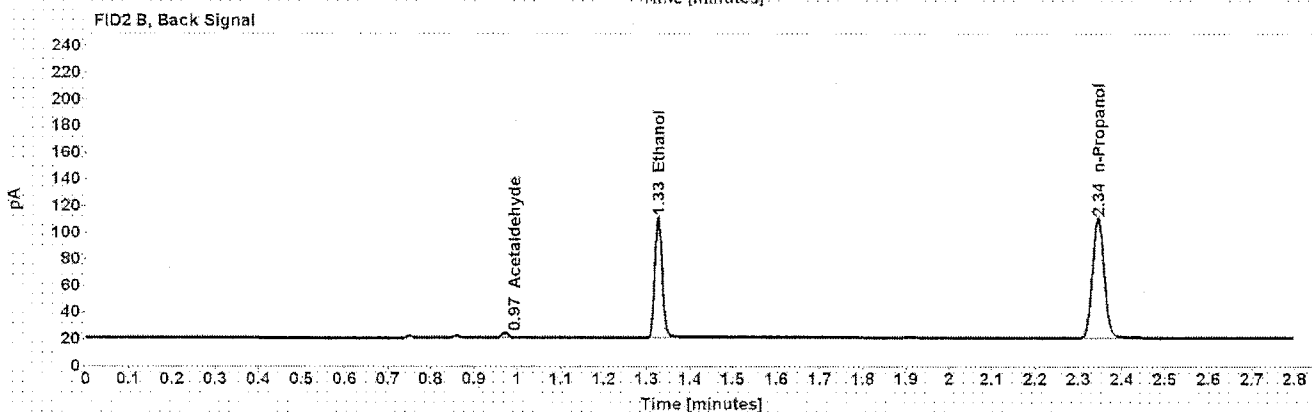
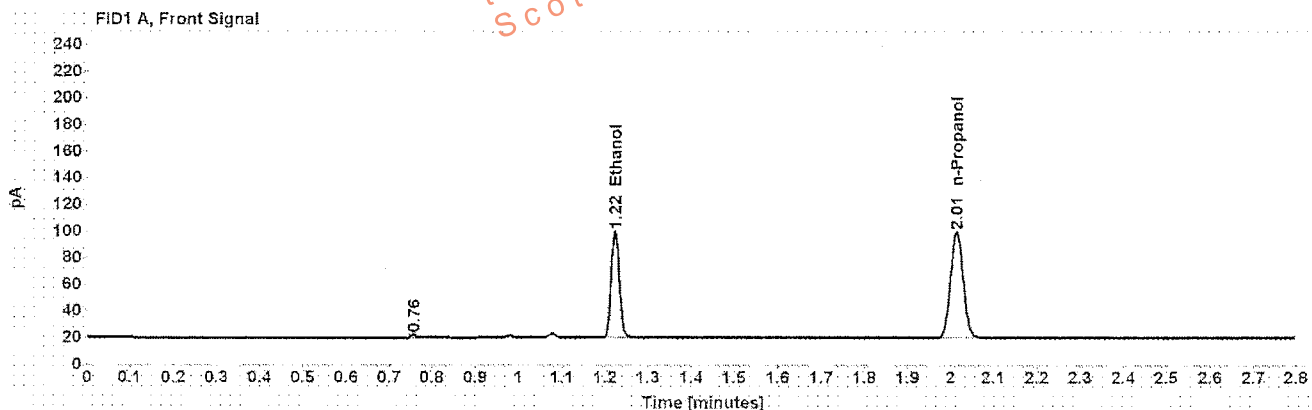


Table 1: FID 1 A (column DB-ALC1)

Compound	Amount (g/100mL)	Time (min)	Peak Area
>Ethanol	0.1758	1.223	105.925
n-Propanol	-----	2.014	164.562

Table 2: FID 2 B (column DB-ALC2)

Compound	Time (min)	Peak Area
Acetaldehyde	0.971	3.795
Ethanol	1.326	109.130
n-Propanol	2.344	169.289

Scottsdale Police Department Crime Lab Volatiles Analysis

Sample:	[REDACTED]	Item number:	1118500
Injection date:	10/18/2016 8:57:08 PM	Vial:	35
Method:	ethanol quant.M	Sequence:	18Oct16
Instrument:	US14173023 CN14180045	Analyst:	Langan
Data file:	C:\Chem3211\Data\18Oct16\35.D		

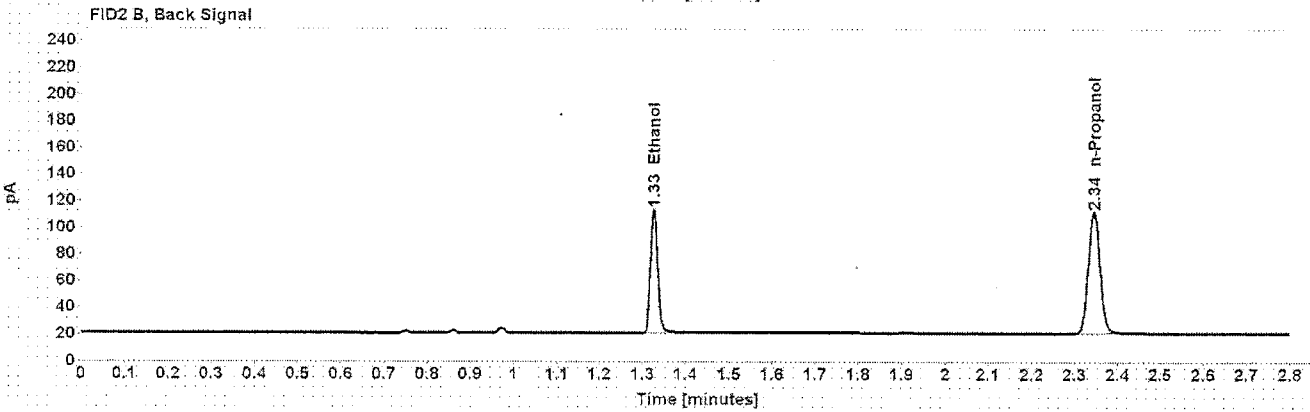
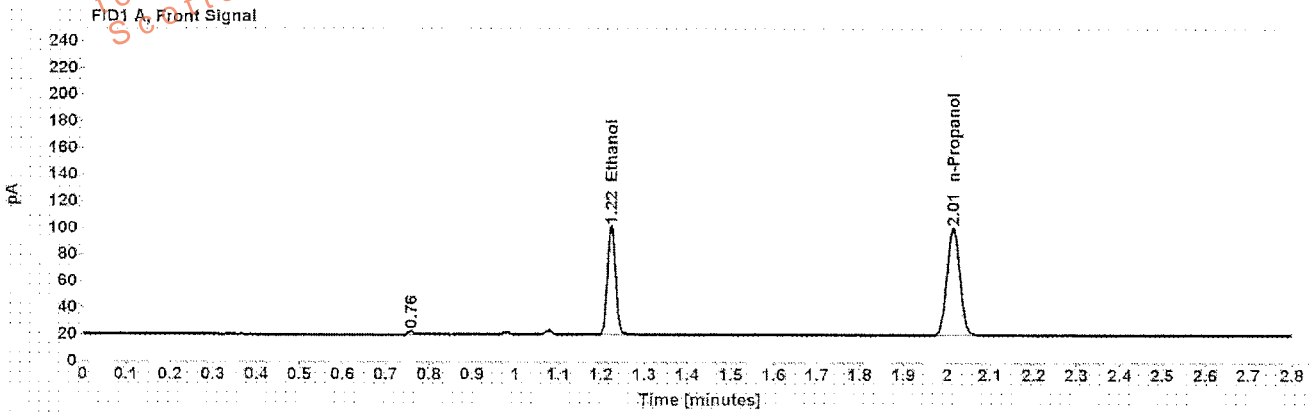


Table 1: FID 1 A (column DB-ALC1)

Compound	Amount (g/100mL)	Time (min)	Peak Area
>Ethanol	0.1766	1.223	107.775
n-Propanol	-----	2.014	166.648

Table 2: FID 2 B (column DB-ALC2)

Compound	Time (min)	Peak Area
Ethanol	1.326	111.336
n-Propanol	2.345	171.672

Scottsdale Police Department Crime Lab Volatiles Analysis

Sample:	[REDACTED]	Item number:	1079167
Injection date:	10/18/2016 9:01:08 PM	Vial:	36
Method:	ethanol quant.M	Sequence:	18Oct16
Instrument:	US14173023 CN14160045	Analyst:	Langan
Data file:	C:\Chem32\1\Data\18Oct16\36.D		

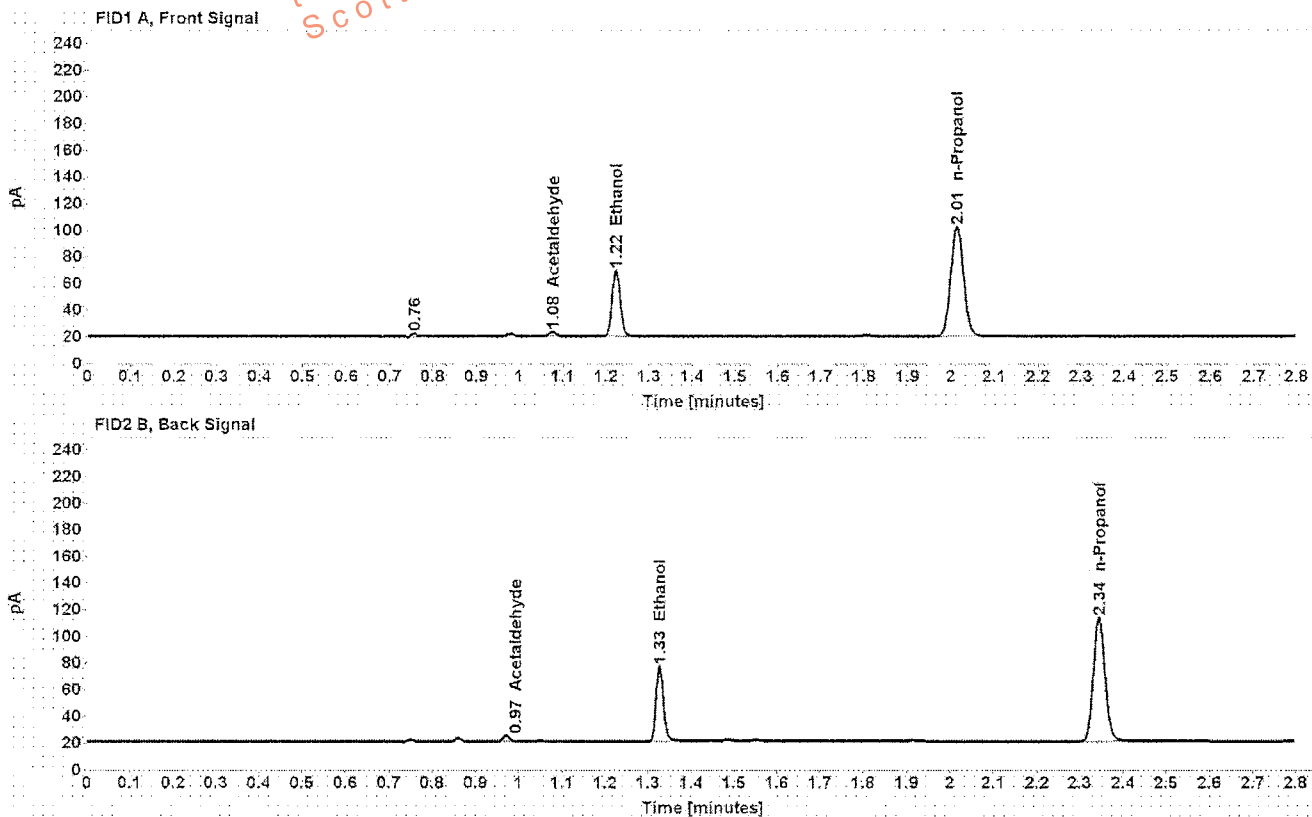


Table 1: FID 1 A (column DB-ALC1)

Compound	Amount (g/100mL)	Time (min)	Peak Area
Acetaldehyde	-----	1.077	4.039
>Ethanol	0.1060	1.223	65.639
n-Propanol	-----	2.014	169.758

Table 2: FID 2 B (column DB-ALC2)

Compound	Time (min)	Peak Area
Acetaldehyde	0.971	4.362
Ethanol	1.326	67.893
n-Propanol	2.344	175.240

Scottsdale Police Department Crime Lab Volatiles Analysis

Sample:	[REDACTED]	Item number:	1079167
Injection date:	10/18/2016 9:05:23 PM	Vial:	37
Method:	ethanol quant.M	Sequence:	18Oct16
Instrument:	US14173023 CN14160045	Analyst:	Langan
Data file:	C:\Chem32\1\Data\18Oct16\37.D		

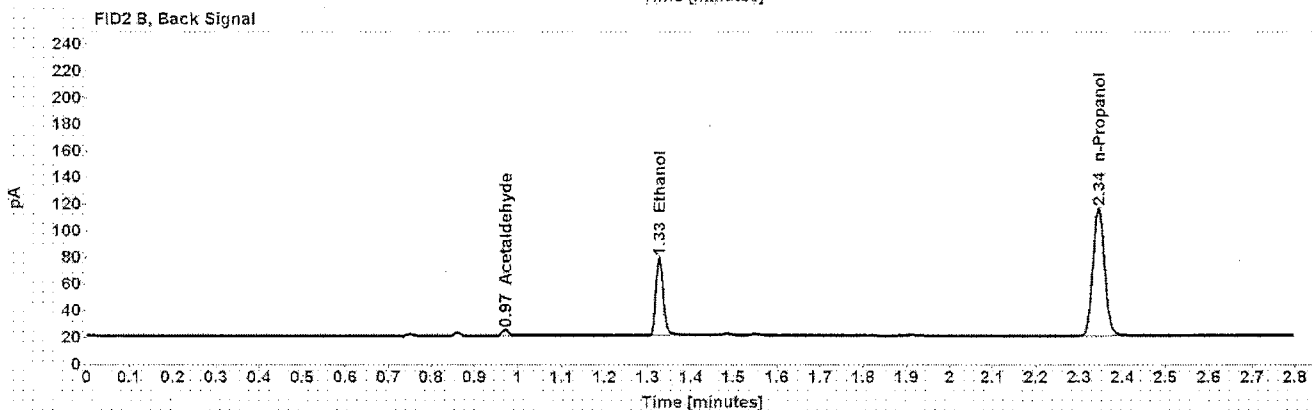
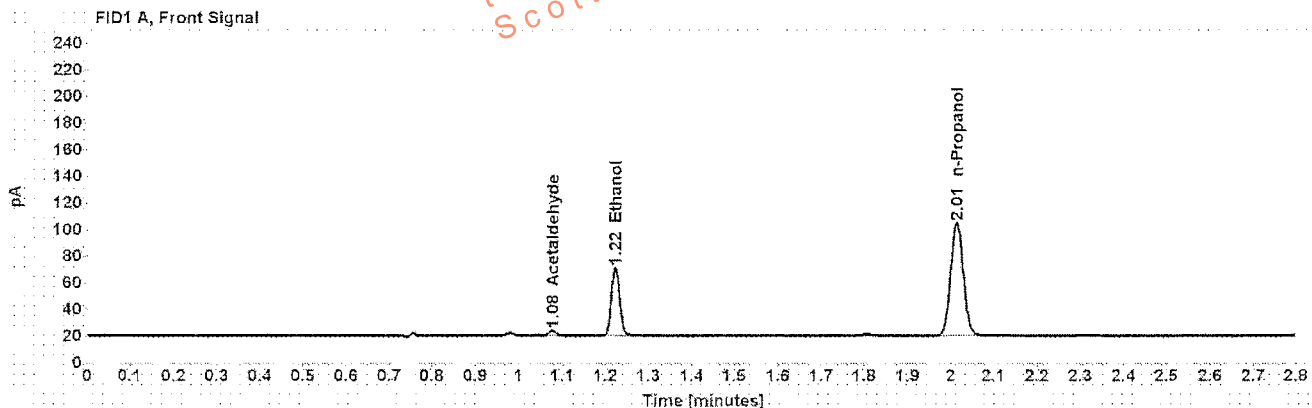


Table 1: FID 1 A (column DB-ALC1)

Compound	Amount (g/100mL)	Time (min)	Peak Area
Acetaldehyde	-----	1.077	4.143
>Ethanol	0.1064	1.223	67.919
n-Propanol	-----	2.014	174.958

Table 2: FID 2 B (column DB-ALC2)

Compound	Time (min)	Peak Area
Acetaldehyde	0.971	4.500
Ethanol	1.326	70.300
n-Propanol	2.344	180.825

Scottsdale Police Department Crime Lab Volatiles Analysis

Sample: ██████████	Item number: 1116073
Injection date: 10/18/2016 9:09:23 PM	Vial: 38
Method: ethanol.quant.M	Sequence: 18Oct16
Instrument: US14173023 CN14160045	Analyst: Langan
Data file: C:\Chem32\1\Data\18Oct16\38.D	

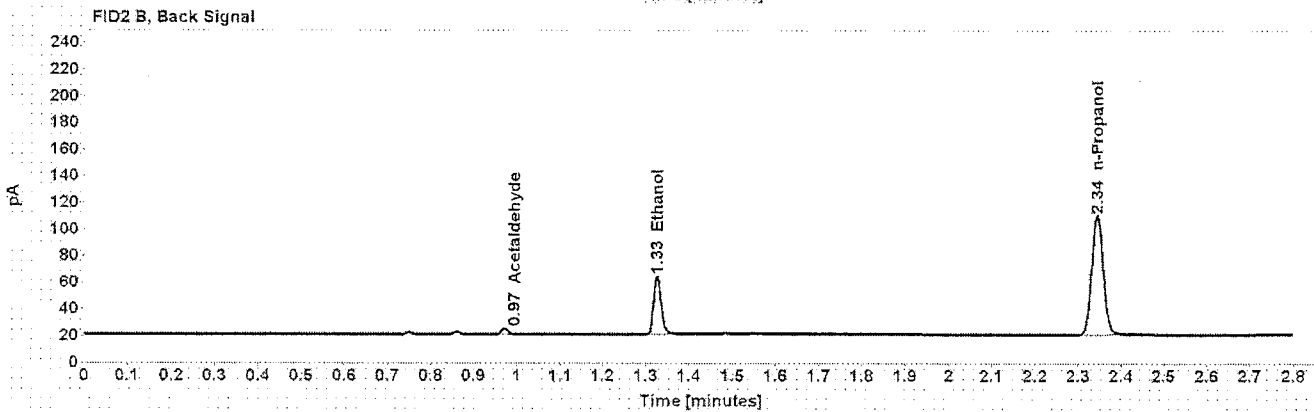
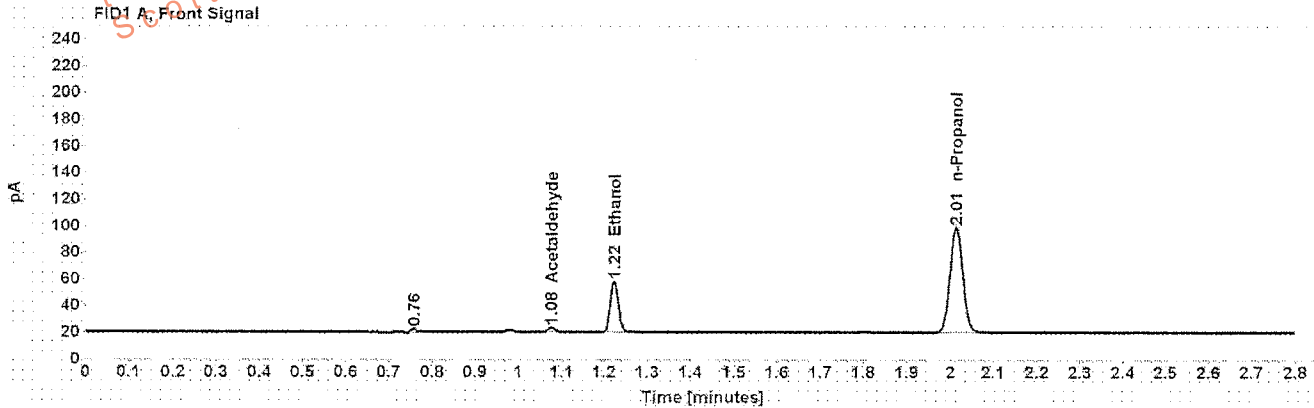


Table 1: FID 1 A (column DB-ALC1)

Compound	Amount (g/100mL)	Time (min)	Peak Area
Acetaldehyde	-----	1.077	3.885
>Ethanol	0.0858	1.223	51.142
n-Propanol	-----	2.014	163.757

Table 2: FID 2 B (column DB-ALC2)

Compound	Time (min)	Peak Area
Acetaldehyde	0.971	4.179
Ethanol	1.326	52.709
n-Propanol	2.344	168.776

Scottsdale Police Department Crime Lab Volatiles Analysis

Sample:	[REDACTED]	Item number:	1116073
Injection date:	10/18/2016 9:13:25 PM	Vial:	39
Method:	ethanol quant.M	Sequence:	18Oct16
Instrument:	US14173023 CN14160045	Analyst:	Langan
Data file:	C:\Chem3211\Data\18Oct16\39.D		

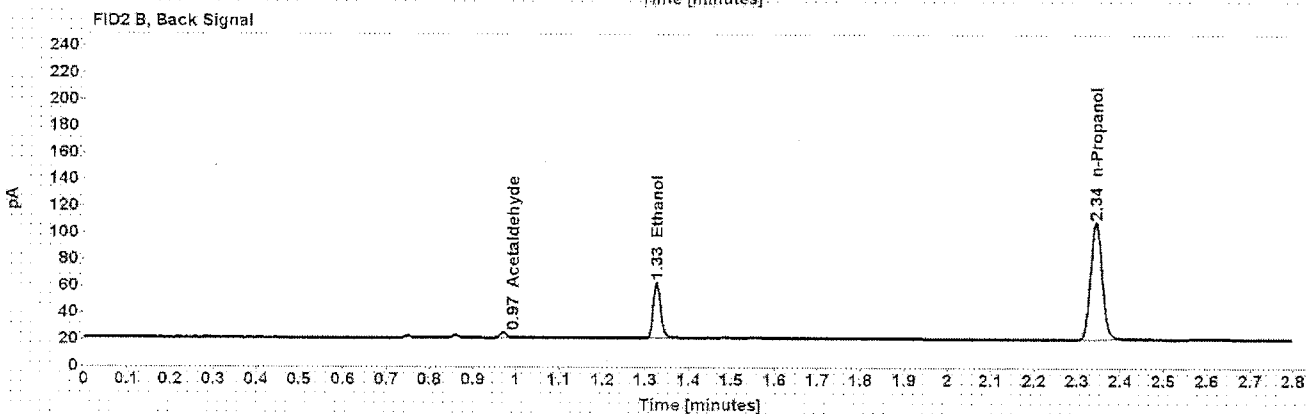
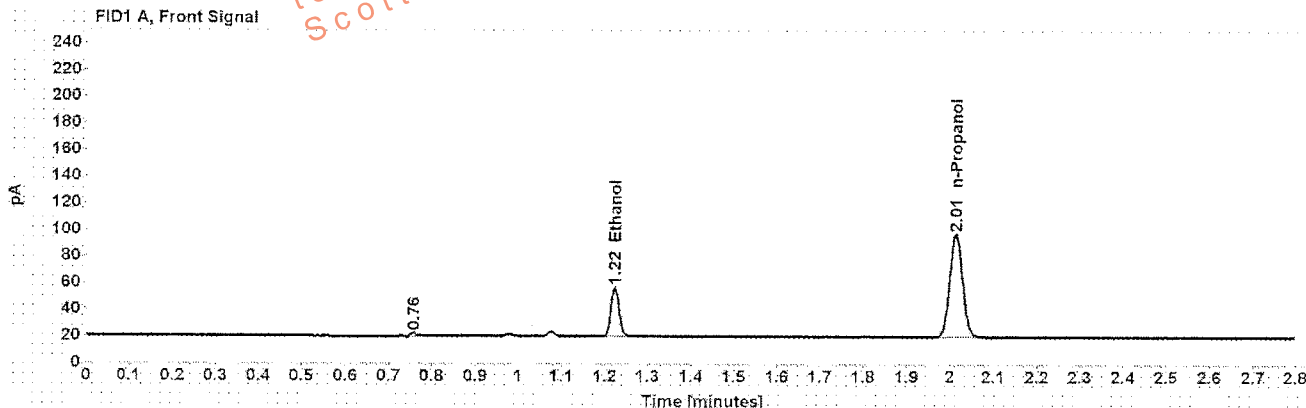


Table 1: FID 1 A (column DB-ALC1)

Compound	Amount (g/100mL)	Time (min)	Peak Area
>Ethanol	0.0842	1.223	49.180
n-Propanol	-----	2.013	160.659

Table 2: FID 2 B (column DB-ALC2)

Compound	Time (min)	Peak Area
Acetaldehyde	0.971	4.055
Ethanol	1.326	50.752
n-Propanol	2.344	165.673

Scottsdale Police Department Crime Lab Volatiles Analysis

Sample:		Item number:	1114733
Injection date:	10/18/2016 9:17:25 PM	Vial:	40
Method:	ethanol quant.M	Sequence:	18Oct16
Instrument:	US14173023 CN14160045	Analyst:	Langan
Data file:	C:\Chem32\1\Data\18Oct16\40.D		

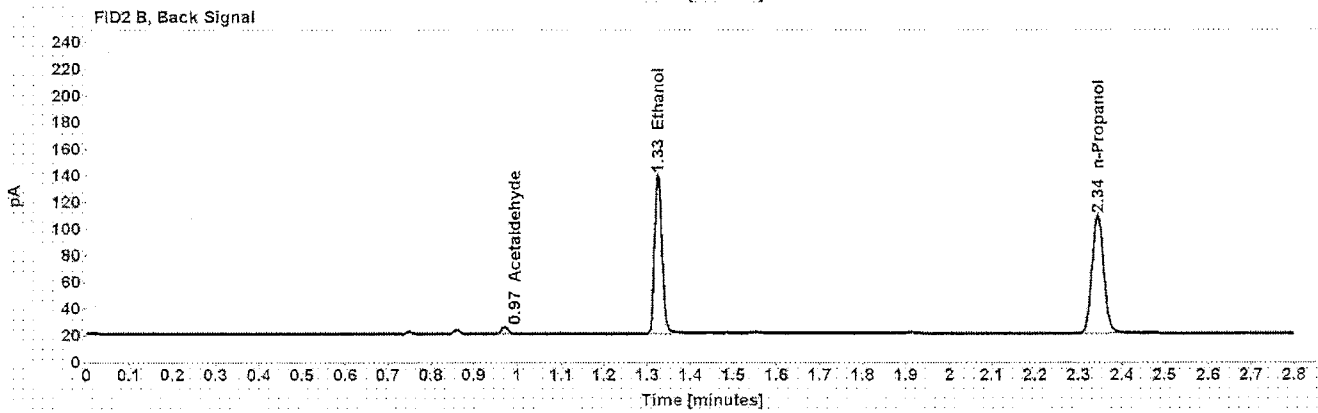
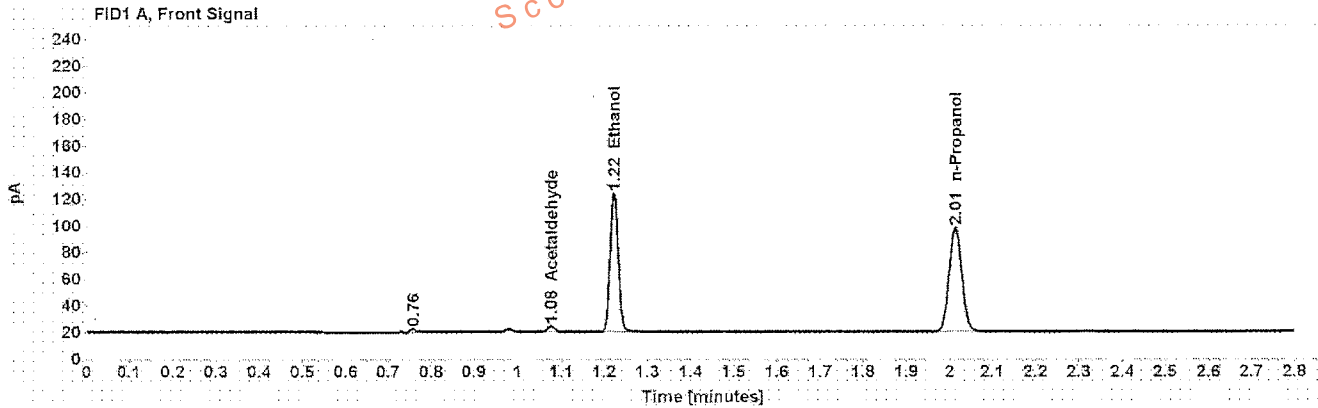


Table 1: FID 1 A (column DB-ALC1)

Compound	Amount (g/100mL)	Time (min)	Peak Area
Acetaldehyde	-----	1.076	4.863
>Ethanol	0.2338	1.222	138.438
n-Propanol	-----	2.013	161.441

Table 2: FID 2 B (column DB-ALC2)

Compound	Time (min)	Peak Area
Acetaldehyde	0.971	5.260
Ethanol	1.325	143.932
n-Propanol	2.343	166.707

Scottsdale Police Department Crime Lab Volatiles Analysis

Sample:	[REDACTED]	Item number:	1115226
Injection date:	10/18/2016 9:29:40 PM	Vial:	43
Method:	ethanol quant.M	Sequence:	18Oct16
Instrument:	US14173023 CN14160045	Analyst:	Langan
Data file:	C:\Chem32\1\Data\18Oct16\43.D		

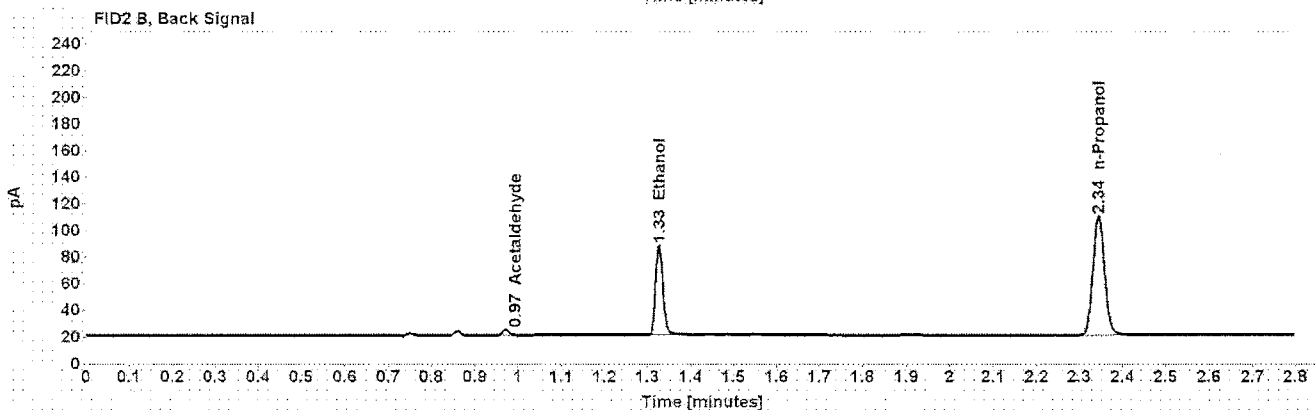
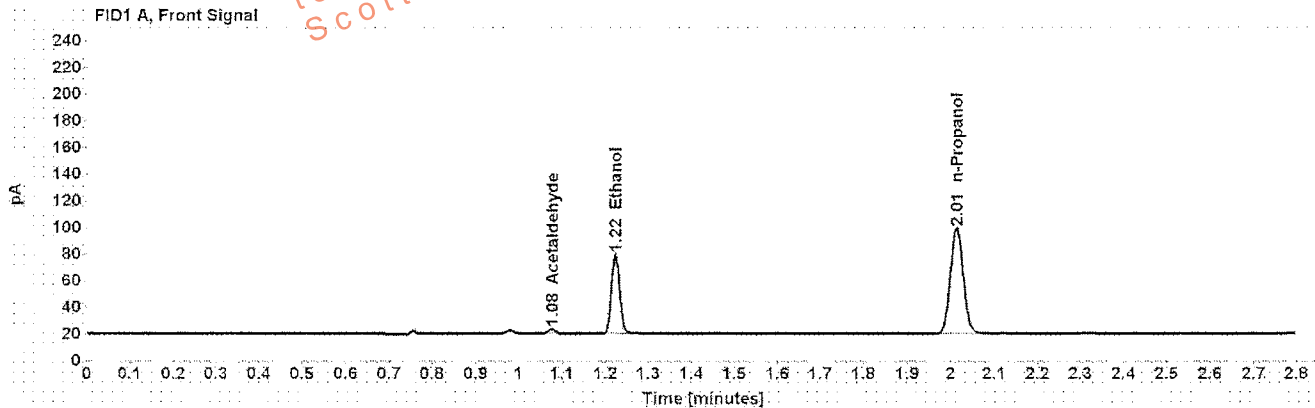


Table 1: FID 1 A (column DB-ALC1)

Compound	Amount (g/100mL)	Time (min)	Peak Area
Acetaldehyde	-----	1.077	4.021
>Ethanol	0.1320	1.223	78.810
n-Propanol	-----	2.014	163.360

Table 2: FID 2 B (column DB-ALC2)

Compound	Time (min)	Peak Area
Acetaldehyde	0.971	4.335
Ethanol	1.326	81.400
n-Propanol	2.344	168.524

Scottsdale Police Department Crime Lab Volatiles Analysis

Sample:	[REDACTED]	Item number:	1115226
Injection date:	10/18/2016 9:33:38 PM	Vial:	44
Method:	ethanol quant.M	Sequence:	18Oct16
Instrument:	US14173023 CN14160045	Analyst:	Langan
Data file:	C:\Chem32\11\Data\18Oct16\44.D		

Dissemination is restricted to Criminal Justice Agencies and authorized personnel only. Dissemination to unauthorized agencies is PROHIBITED.
Scottsdale City Prosecutor's Office

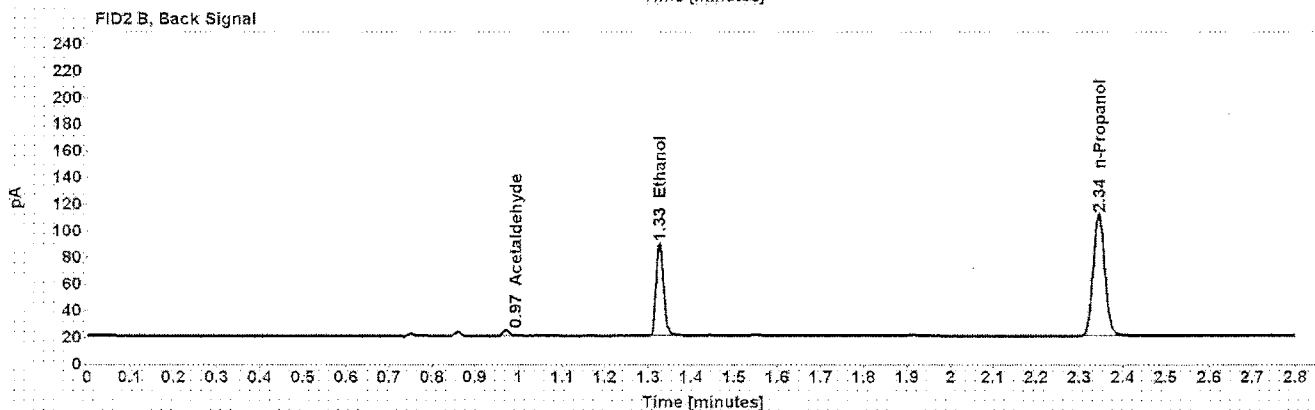
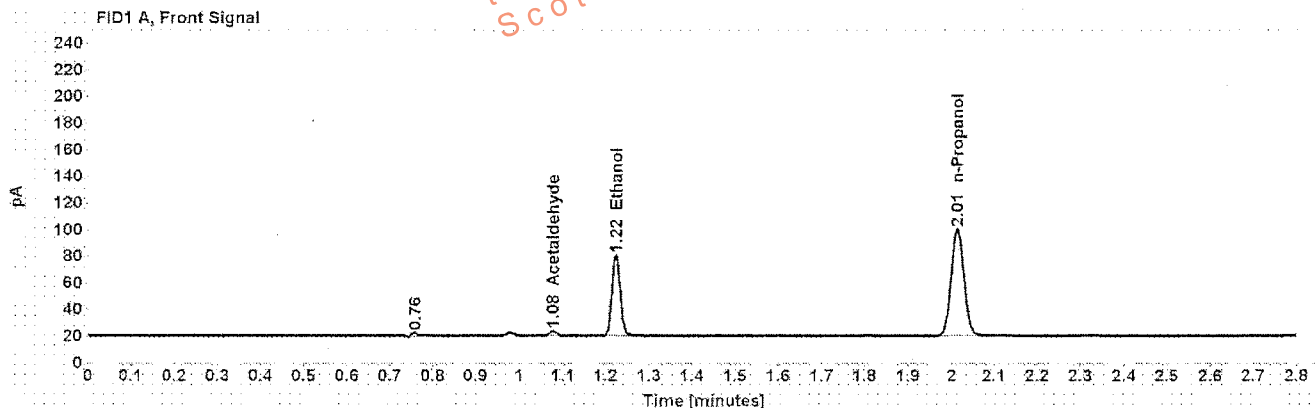


Table 1: FID 1 A (column DB-ALC1)

Compound	Amount (g/100mL)	Time (min)	Peak Area
Acetaldehyde	-----	1.077	4.008
>Ethanol	0.1331	1.223	80.858
n-Propanol	-----	2.014	166.185

Table 2: FID 2 B (column DB-ALC2)

Compound	Time (min)	Peak Area
Acetaldehyde	0.971	4.292
Ethanol	1.326	83.517
n-Propanol	2.345	171.342

Scottsdale Police Department Crime Lab Volatiles Analysis

Sample: XXXXXXXXXX	Item number: 1116252
Injection date: 10/18/2016 9:37:39 PM	Vial: 45
Method: ethanol quant.M	Sequence: 18Oct16
Instrument: US14173023 CN14160045	Analyst: Langan
Data file: C:\Chem3211\Data\18Oct16\45.D	

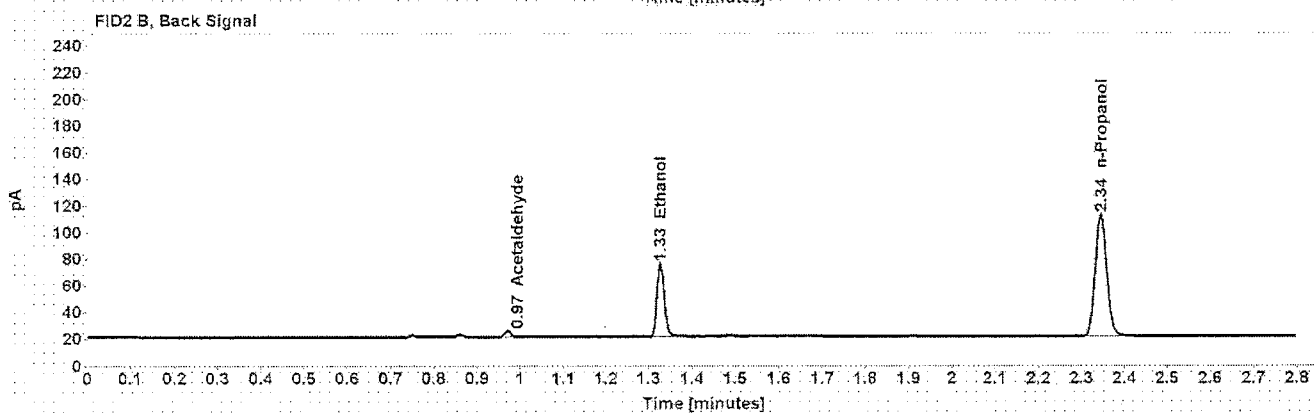
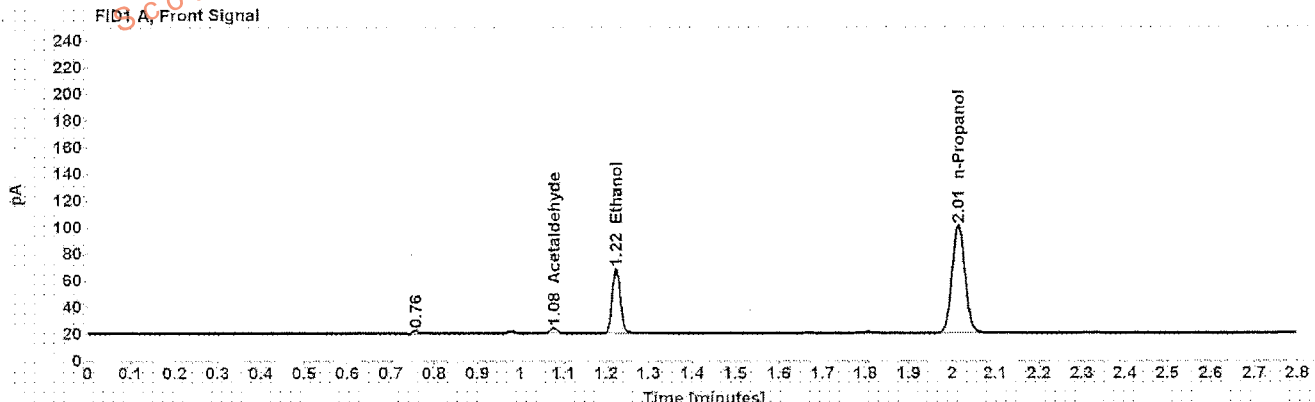


Table 1: FID 1 A (column DB-ALC1)

Compound	Amount (g/100mL)	Time (min)	Peak Area
Acetaldehyde	-----	1.077	4.301
>Ethanol	0.1054	1.223	64.146
n-Propanol	-----	2.014	166.957

Table 2: FID 2 B (column DB-ALC2)

Compound	Time (min)	Peak Area
Acetaldehyde	0.971	4.585
Ethanol	1.327	66.210
n-Propanol	2.345	172.028

Scottsdale Police Department Crime Lab Volatiles Analysis

Sample:	[REDACTED]	Item number:	1116252
Injection date:	10/18/2016 9:41:38 PM	Vial:	46
Method:	ethanol quant.M	Sequence:	18Oct16
Instrument:	US14173023 CN14160045	Analyst:	Langan
Data file:	C:\Chem3211\Data\18Oct16\46.D		

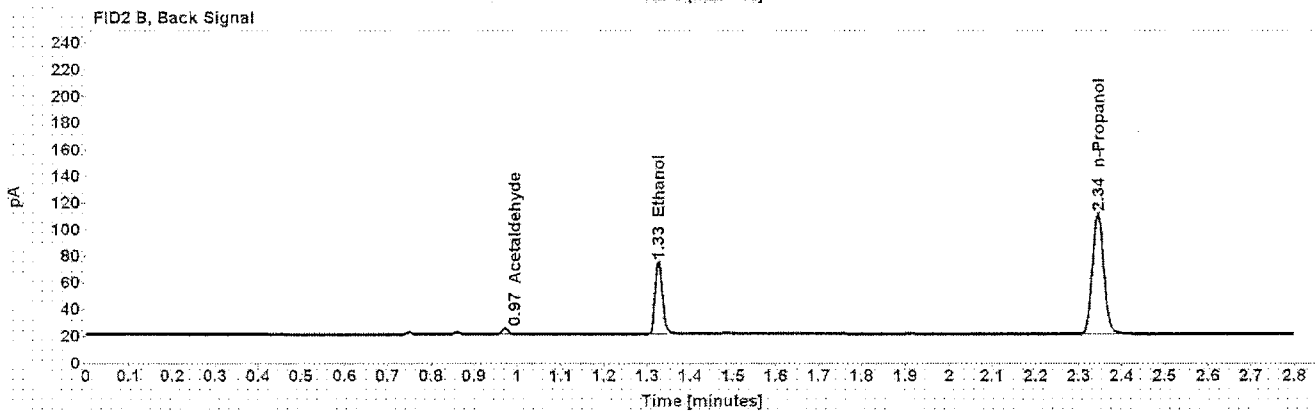
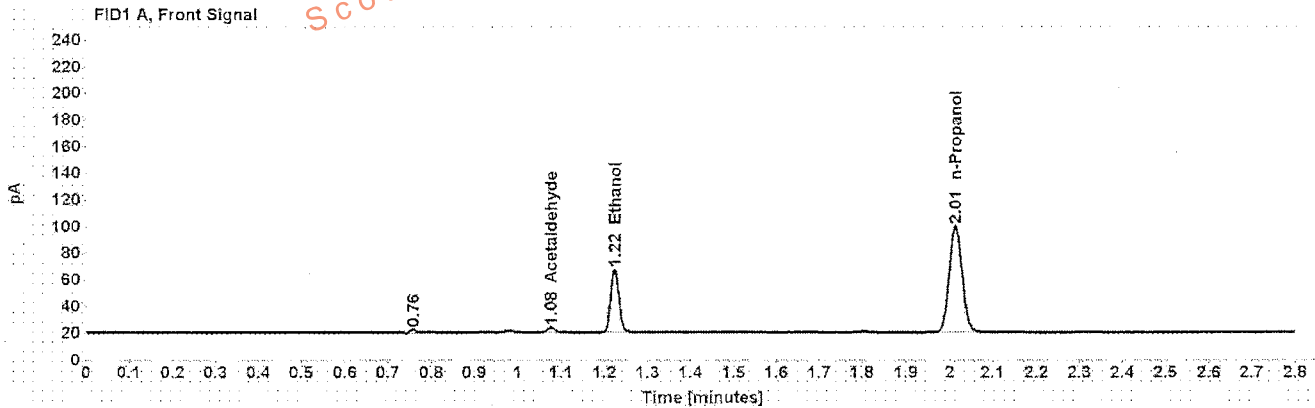


Table 1: FID 1 A (column DB-ALC1)

Compound	Amount (g/100mL)	Time (min)	Peak Area
Acetaldehyde	-----	1.077	4.327
>Ethanol	0.1049	1.223	63.031
n-Propanol	-----	2.014	164.766

Table 2: FID 2 B (column DB-ALC2)

Compound	Time (min)	Peak Area
Acetaldehyde	0.971	4.594
Ethanol	1.326	64.984
n-Propanol	2.344	169.951

Scottsdale Police Department Crime Lab Volatiles Analysis

Sample:	[REDACTED]	Item number:	1116075
Injection date:	10/18/2016 9:45:38 PM	Vial:	47
Method:	ethanol quant.M	Sequence:	18Oct16
Instrument:	US14173023 CN14160045	Analyst:	Langan
Data file:	C:\Chem32\1\Data\18Oct16\47.D		

Dissemination is restricted to Criminal Justice Agencies and authorized Non-C.J. Agencies ONLY. Secondary dissemination to unauthorized agencies is PROHIBITED. Scottsdale City Prosecutor's Office

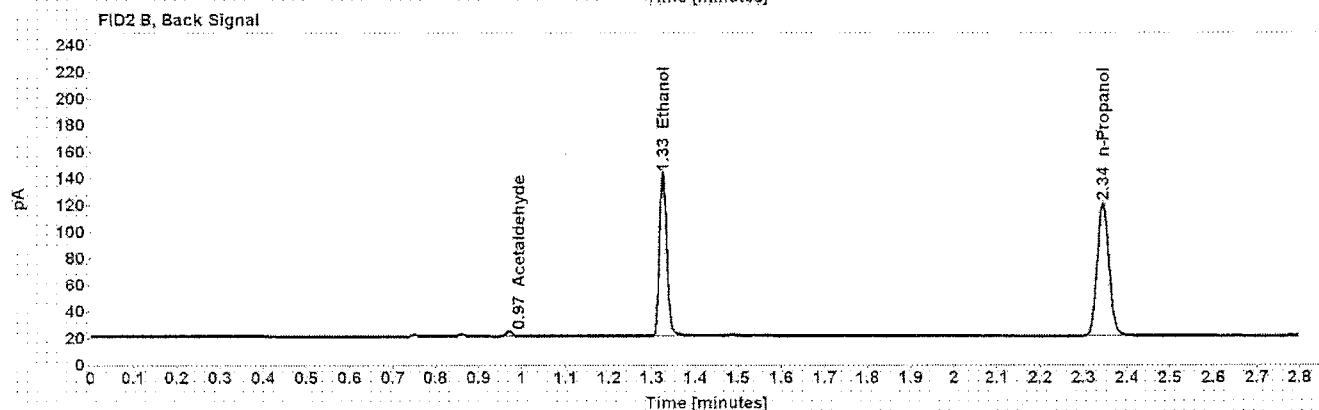
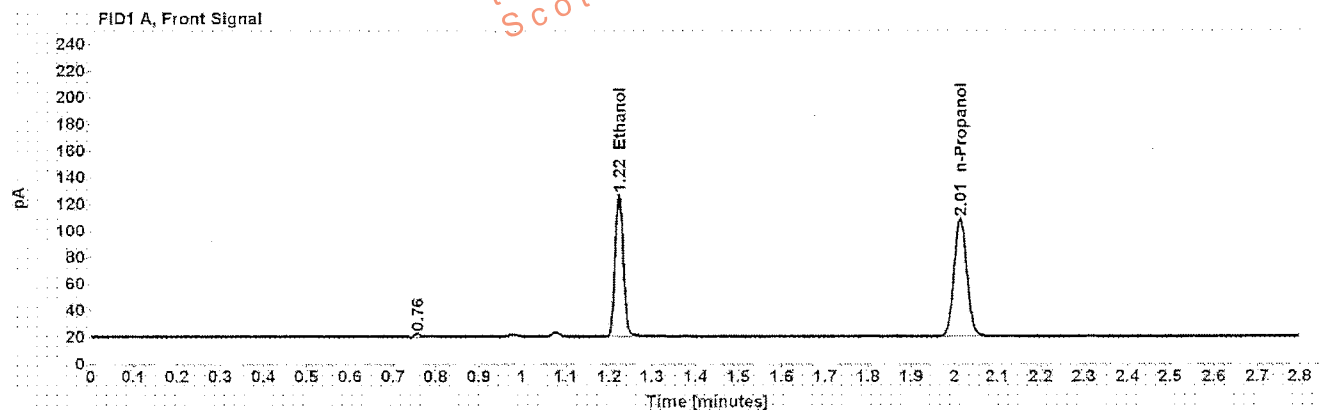


Table 1: FID 1 A (column DB-ALC1)

Compound	Amount (g/100mL)	Time (min)	Peak Area
>Ethanol	0.2121	1.223	141.930
n-Propanol	-----	2.013	182.561

Table 2: FID 2 B (column DB-ALC2)

Compound	Time (min)	Peak Area
Acetaldehyde	0.971	3.752
Ethanol	1.325	146.763
n-Propanol	2.344	188.214

Scottsdale Police Department Crime Lab Volatiles Analysis

Sample: ██████████	Item number: 1116075
Injection date: 10/18/2016 9:49:39 PM	Vial: 48
Method: ethanol quant.M	Sequence: 18Oct16
Instrument: US14173023 CN14160045	Analyst: Langan
Data file: C:\Chem3211\Data\18Oct16\48.D	

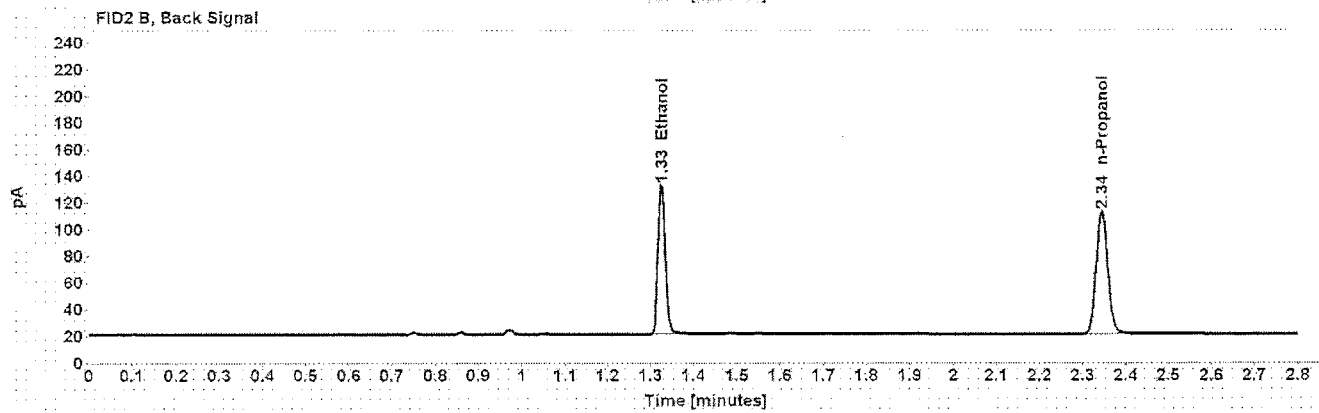
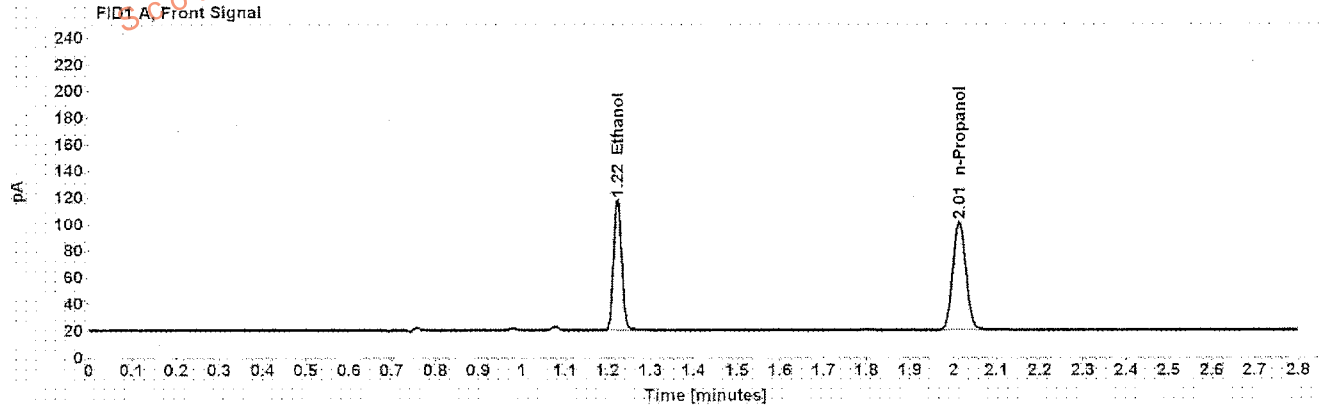


Table 1: FID 1 A (column DB-ALC1)

Compound	Amount (g/100mL)	Time (min)	Peak Area
>Ethanol	0.2110	1.223	130.004
n-Propanol	-----	2.013	168.087

Table 2: FID 2 B (column DB-ALC2)

Compound	Time (min)	Peak Area
Ethanol	1.326	134.216
n-Propanol	2.344	173.145

Scottsdale Police Department Crime Lab Volatiles Analysis

Sample:	[REDACTED]	Item number:	1115228
Injection date:	10/18/2016 9:53:53 PM	Vial:	49
Method:	ethanol quant.M	Sequence:	18Oct16
Instrument:	US14173023 CN14160045	Analyst:	Langan
Data file:	C:\Chem32\1>Data\18Oct16\49.D		

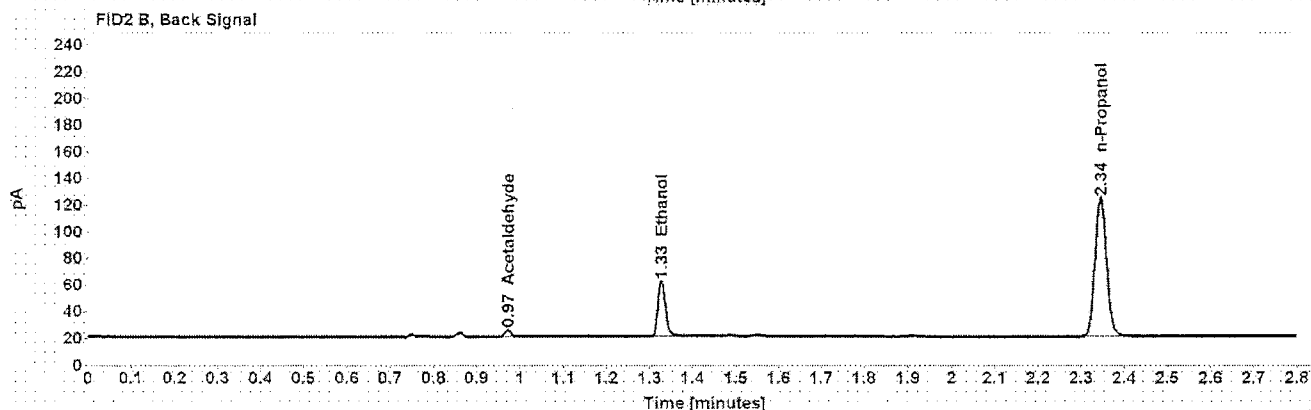
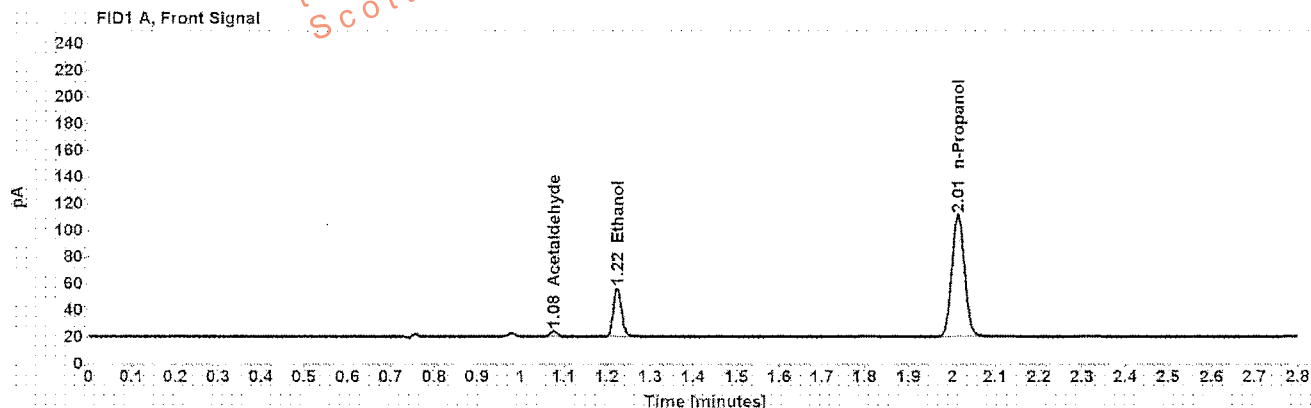


Table 1: FID 1 A (column DB-ALC1)

Compound	Amount (g/100mL)	Time (min)	Peak Area
Acetaldehyde	-----	1.077	4.516
>Ethanol	0.0706	1.224	48.312
n-Propanol	-----	2.014	188.763

Table 2: FID 2 B (column DB-ALC2)

Compound	Time (min)	Peak Area
Acetaldehyde	0.971	4.855
Ethanol	1.327	51.045
n-Propanol	2.345	194.918

Scottsdale Police Department Crime Lab Volatiles Analysis

Sample:	[REDACTED]	Item number:	1115228
Injection date:	10/18/2016 9:57:53 PM	Vial:	50
Method:	ethanol quant.M	Sequence:	18Oct16
Instrument:	US14173023 CN14160045	Analyst:	Langan
Data file:	C:\Chem32\11\Data\18Oct16\50.D		

Dissemination is restricted to Criminal Justice Agencies and authorized Non-C.J. Agencies ONLY. Secondary dissemination to unauthorized agencies is PROHIBITED.
Scottsdale City Prosecutor

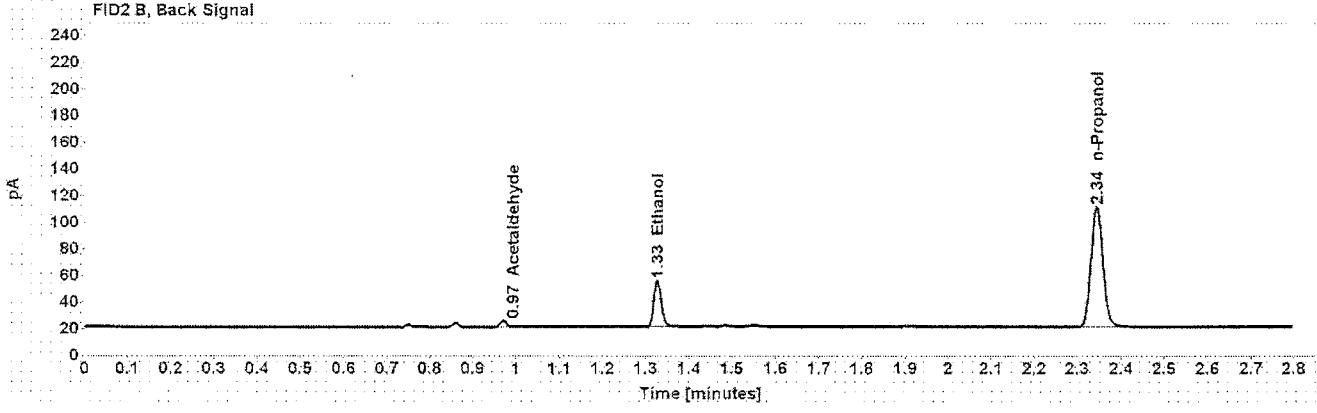
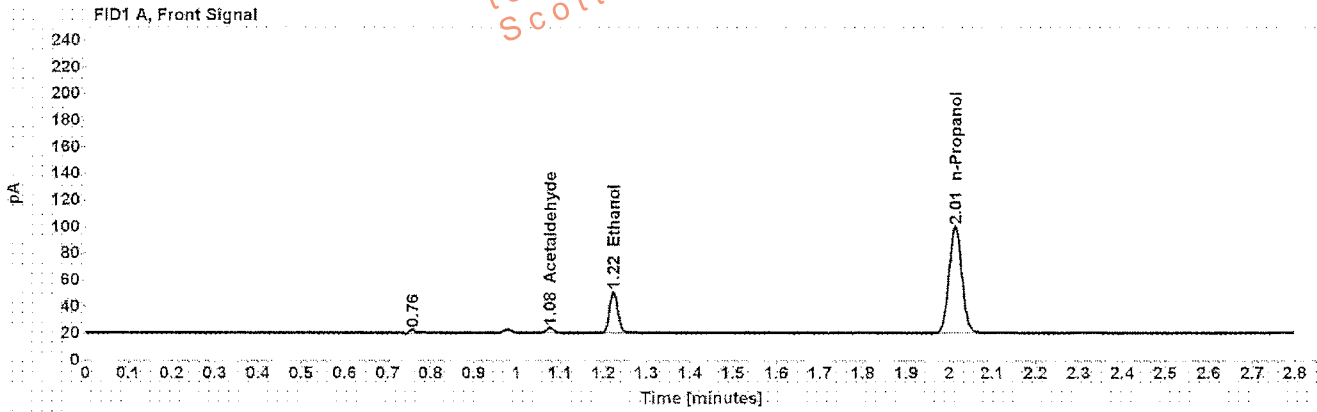


Table 1: FID 1 A (column DB-ALC1)

Compound	Amount (g/100mL)	Time (min)	Peak Area
Acetaldehyde	-----	1.077	4.388
>Ethanol	0.0684	1.223	40.920
n-Propanol	-----	2.013	164.967

Table 2: FID 2 B (column DB-ALC2)

Compound	Time (min)	Peak Area
Acetaldehyde	0.971	4.736
Ethanol	1.326	42.732
n-Propanol	2.344	170.406

Scottsdale Police Department Crime Lab Volatiles Analysis

Sample: [REDACTED] **Item number:** 1119360
Injection date: 10/18/2016 10:05:55 PM **Vial:** 52
Method: ethanol quant.M **Sequence:** 18Oct16
Instrument: US14173023 CN14160045 **Analyst:** Langan
Data file: C:\Chem3211\Data\18Oct16\52.D

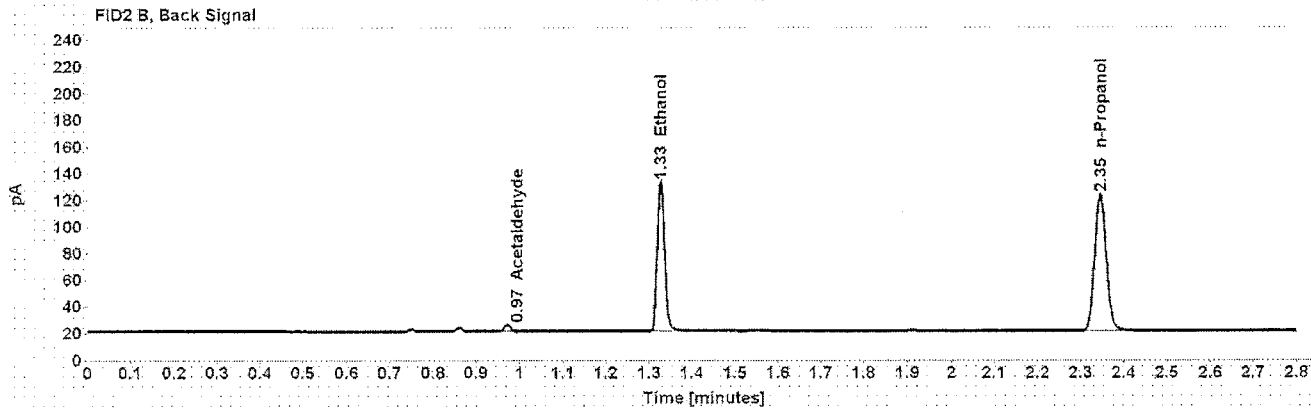
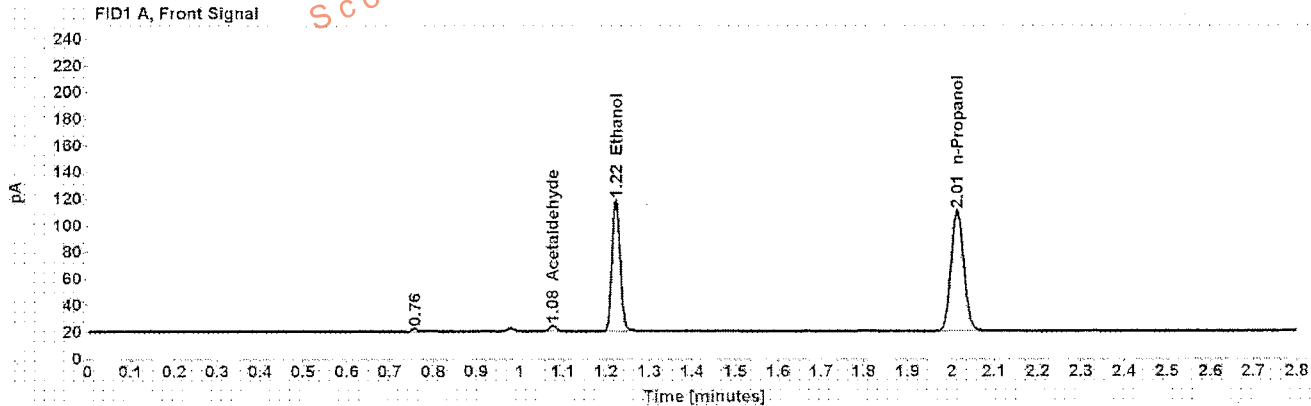


Table 1: FID 1 A (column DB-ALC1)

Compound	Amount (g/100mL)	Time (min)	Peak Area
Acetaldehyde	-----	1.077	4.767
>Ethanol	0.1895	1.223	129.793
n-Propanol	-----	2.014	186.924

Table 2: FID 2 B (column DB-ALC2)

Compound	Time (min)	Peak Area
Acetaldehyde	0.971	5.096
Ethanol	1.327	134.315
n-Propanol	2.345	192.997

Scottsdale Police Department Crime Lab Volatiles Analysis

Sample:	[REDACTED]	Item number:	1118686
Injection date:	10/18/2016 10:13:54 PM	Vial:	54
Method:	ethanol quant.M	Sequence:	18Oct16
Instrument:	US14173023 CN14160045	Analyst:	Langan
Data file:	C:\Chem32\1\Data\18Oct16\54.D		

Dissemination is restricted to Criminal Justice Agencies and authorized Non-C.J. Agencies ONLY. Secondary dissemination to unauthorized agencies is PROHIBITED.
Scottsdale City Prosecutor

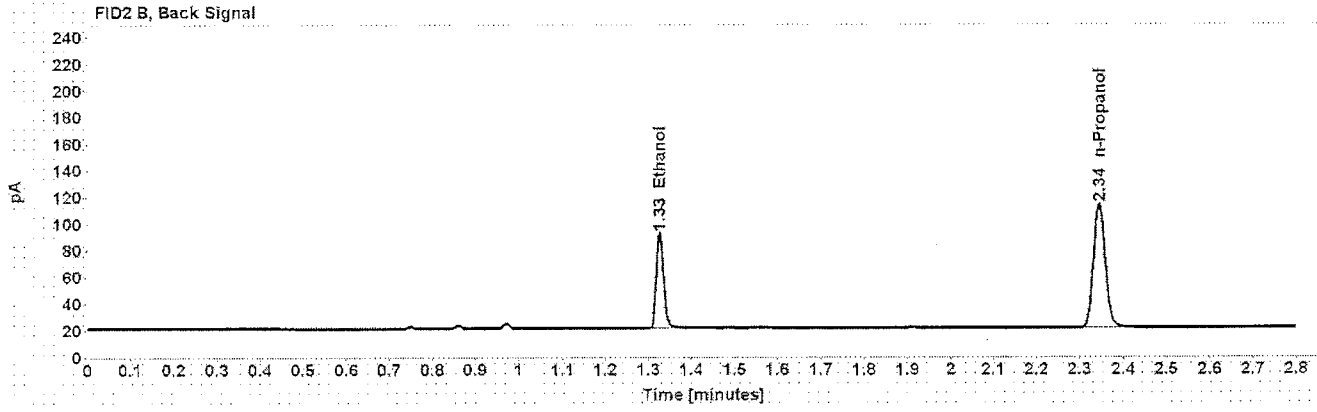
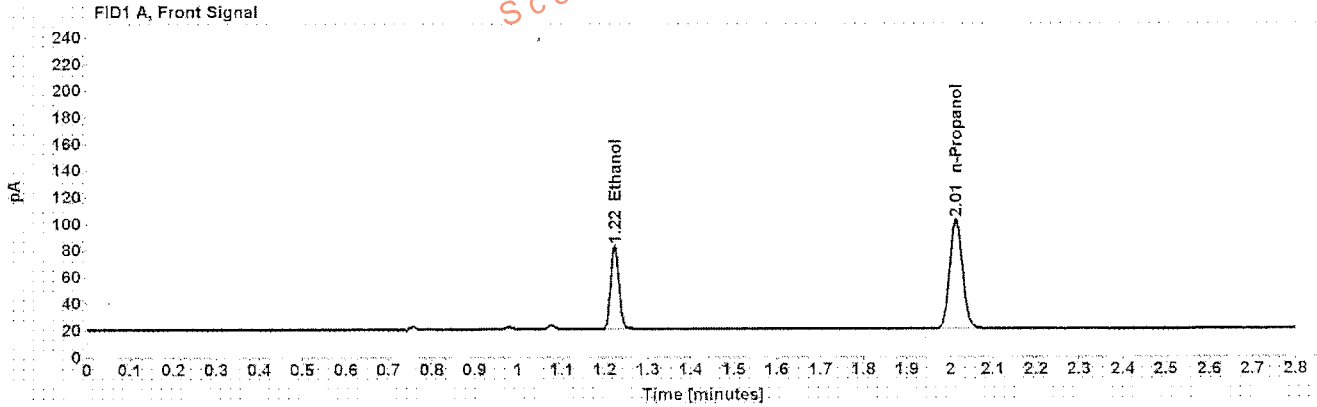


Table 1: FID 1 A (column DB-ALC1)

Compound	Amount (g/100mL)	Time (min)	Peak Area
>Ethanol	0.1332	1.223	82.401
n-Propanol	-----	2.014	169.280

Table 2: FID 2 B (column DB-ALC2)

Compound	Time (min)	Peak Area
Ethanol	1.327	85.018
n-Propanol	2.345	174.481

Scottsdale Police Department Crime Lab Volatiles Analysis

Sample:	[REDACTED]	Item number:	1118686
Injection date:	10/18/2016 10:18:08 PM	Vial:	55
Method:	ethanol quant.M	Sequence:	18Oct16
Instrument:	US14173023.CN14160045	Analyst:	Langan
Data file:	C:\Chem32\11\Data\18Oct16\55.D		

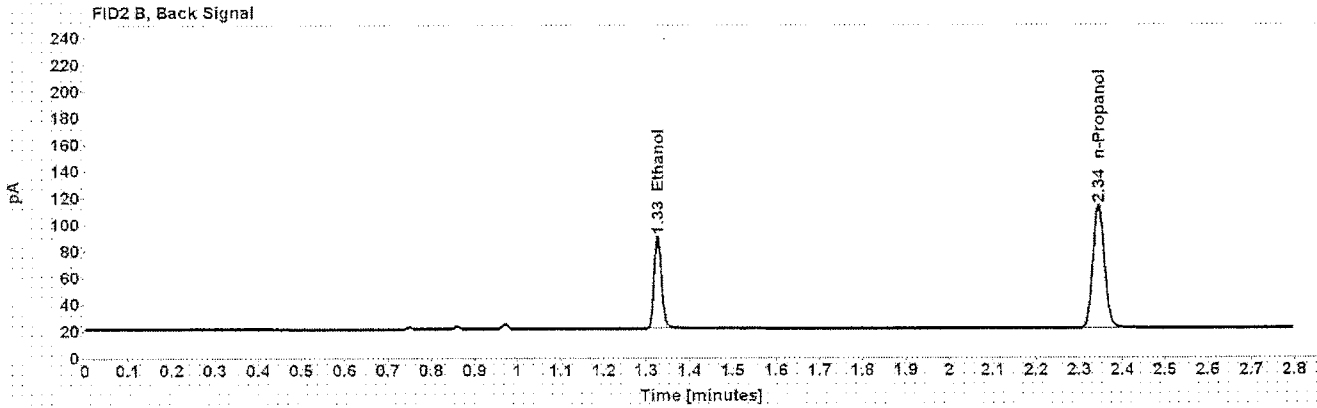
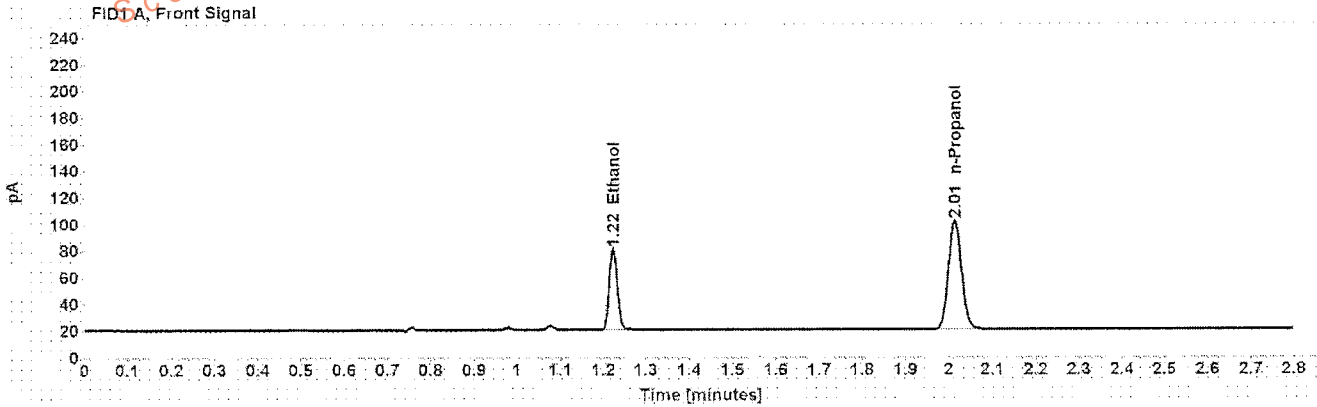


Table 1: FID 1 A (column DB-ALC1)

Compound	Amount (g/100mL)	Time (min)	Peak Area
>Ethanol	0.1315	1.223	80.797
n-Propanol	-----	2.013	168.127

Table 2: FID 2 B (column DB-ALC2)

Compound	Time (min)	Peak Area
Ethanol	1.326	83.517
n-Propanol	2.344	173.237

Scottsdale Police Department Crime Lab Volatiles Analysis

Sample:	[REDACTED]	Item number:	1079652
Injection date:	10/18/2016 10:22:09 PM	Vial:	56
Method:	ethanol quant.M	Sequence:	18Oct16
Instrument:	US14173023 CN14160045	Analyst:	Langan
Data file:	C:\Chem32\11\Data\18Oct16\56.D		

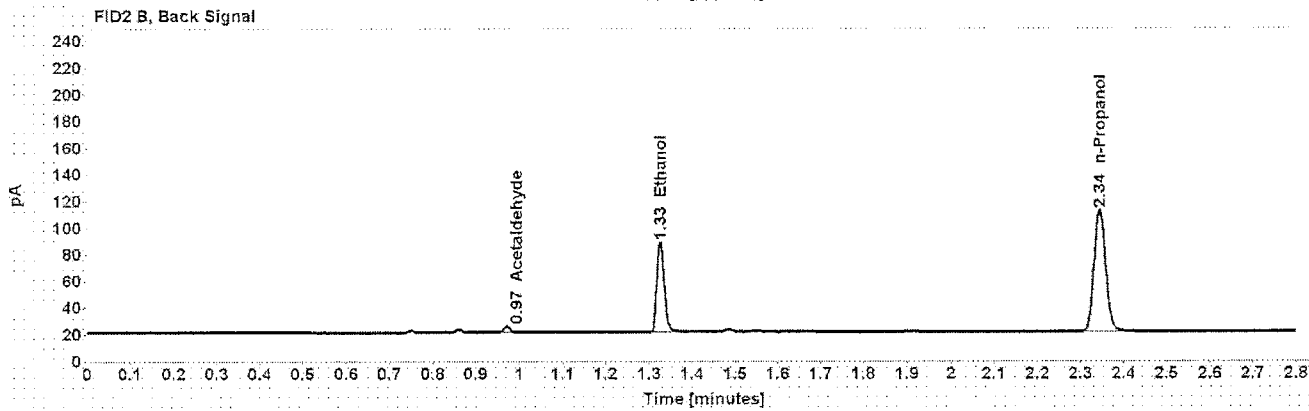
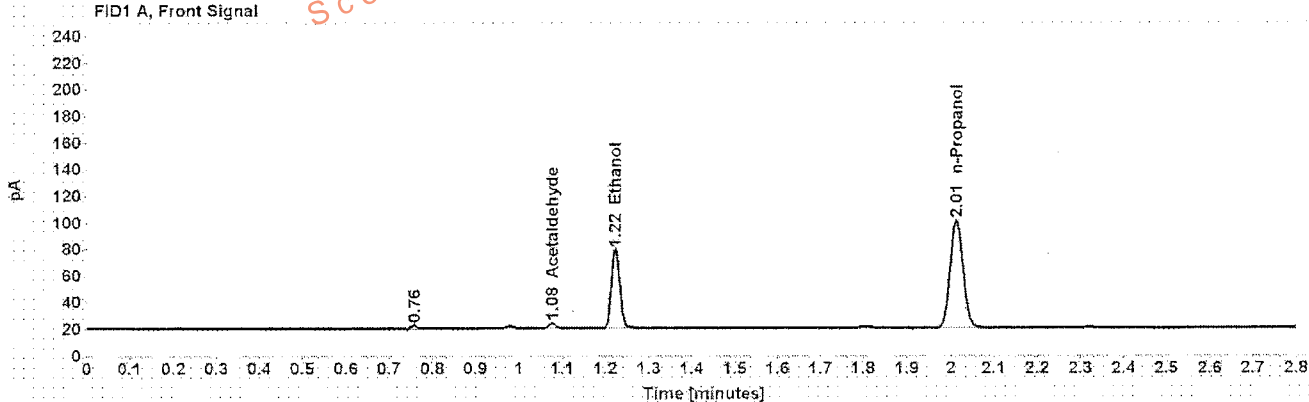


Table 1: FID 1 A (column DB-ALC1)

Compound	Amount (g/100mL)	Time (min)	Peak Area
Acetaldehyde	-----	1.077	4.355
>Ethanol	0.1293	1.223	78.951
n-Propanol	-----	2.013	167.128

Table 2: FID 2 B (column DB-ALC2)

Compound	Time (min)	Peak Area
Acetaldehyde	0.971	4.682
Ethanol	1.326	81.566
n-Propanol	2.344	172.593

Scottsdale Police Department Crime Lab Volatiles Analysis

Sample:	[REDACTED]	Item number:	1079652
Injection date:	10/18/2016 10:26:08 PM	Vial:	57
Method:	ethanol quant.M	Sequence:	18Oct16
Instrument:	US14173023 CN14160045	Analyst:	Langan
Data file:	C:\Chem32\11\Data\18Oct16\57.D		

Dissemination is restricted to Criminal Justice Agencies and authorized Non-C.J. Agencies ONLY. Secondary dissemination to unauthorized agencies is PROHIBITED.
Scottsdale City Prosecutor

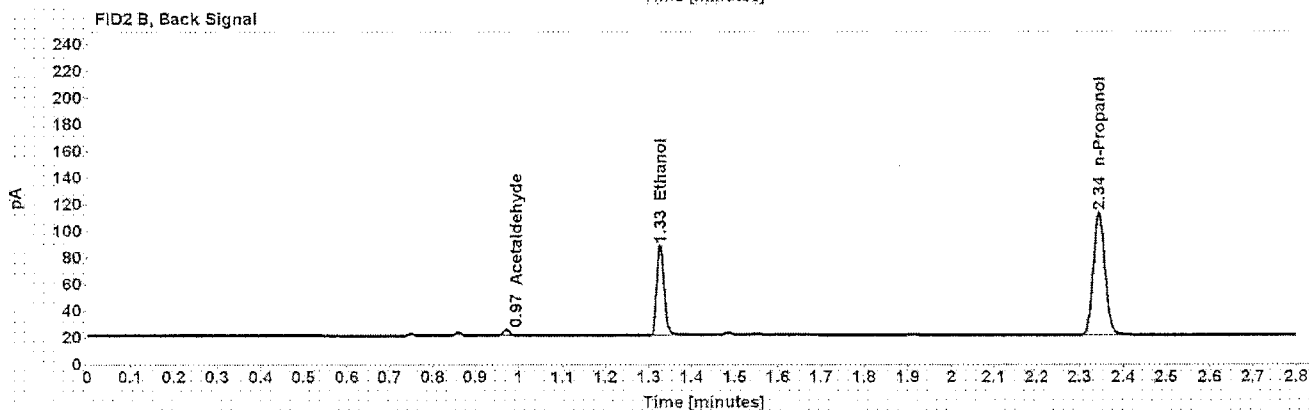
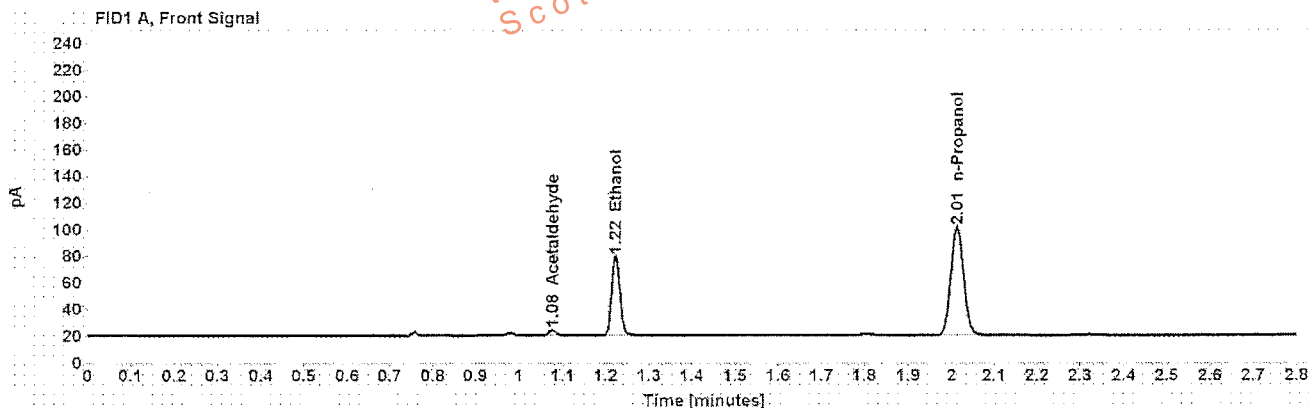


Table 1: FID 1 A (column DB-ALC1)

Compound	Amount (g/100mL)	Time (min)	Peak Area
Acetaldehyde	-----	1.077	4.391
>Ethanol	0.1287	1.223	78.981
n-Propanol	-----	2.013	168.005

Table 2: FID 2 B (column DB-ALC2)

Compound	Time (min)	Peak Area
Acetaldehyde	0.971	4.730
Ethanol	1.326	81.625
n-Propanol	2.344	173.486

Scottsdale Police Department Crime Lab Volatiles Analysis

Sample: XXXXXXXXXX	Item number: 310-01A
Injection date: 10/18/2016 10:30:08 PM	Vial: 58
Method: ethanol Quant M	Sequence: 18Oct16
Instrument: US14173023 CN14160045	Analyst: Langan
Data file: C:\Chem3211\Data\18Oct16\58.D	

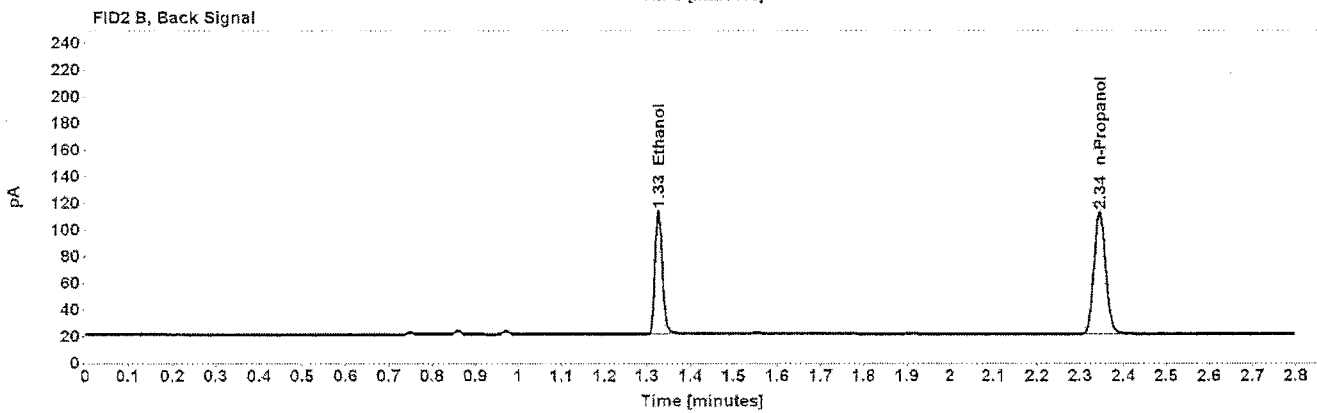
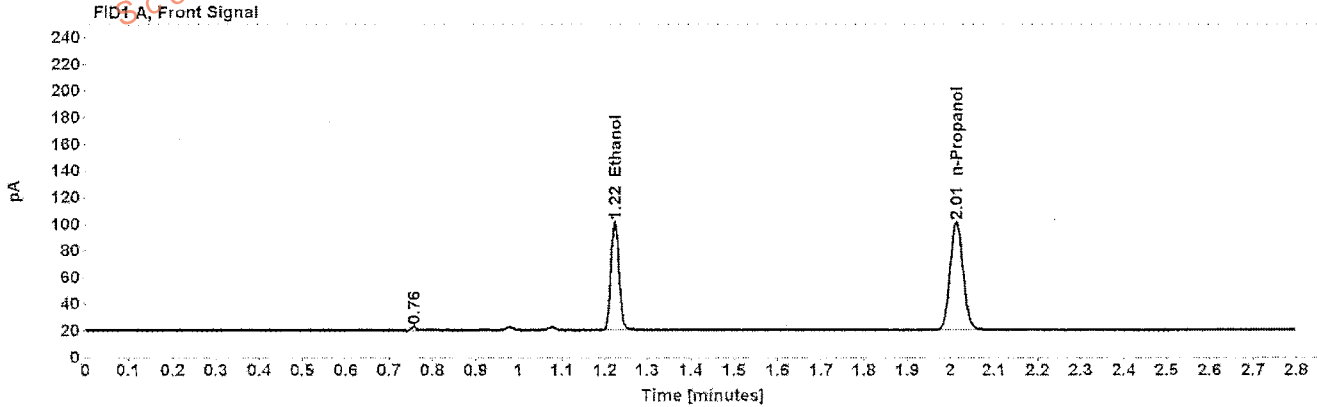


Table 1: FID 1 A (column DB-ALC1)

Compound	Amount (g/100mL)	Time (min)	Peak Area
>Ethanol	0.1763	1.223	107.927
n-Propanol	-----	2.014	167.142

Table 2: FID 2 B (column DB-ALC2)

Compound	Time (min)	Peak Area
Ethanol	1.326	111.523
n-Propanol	2.344	172.409

Scottsdale Police Department Crime Lab Volatiles Analysis

Sample:	[REDACTED]	Item number:	310-01A
Injection date:	10/18/2016 10:34:08 PM	Vial:	59
Method:	ethanol quant.M	Sequence:	18Oct16
Instrument:	US14173023.CN14160045	Analyst:	Langan
Data file:	C:\Chem3211\Data\18Oct16\59.D		

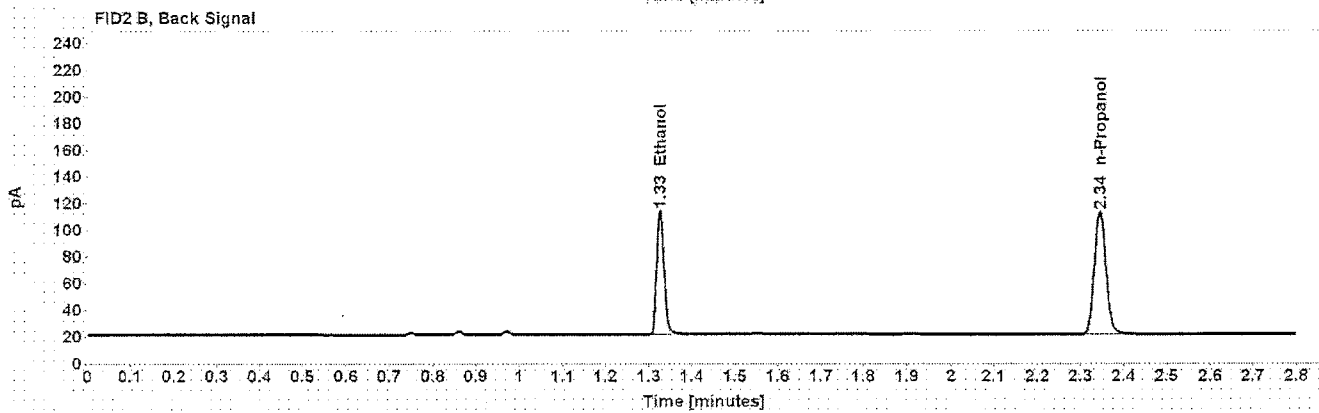
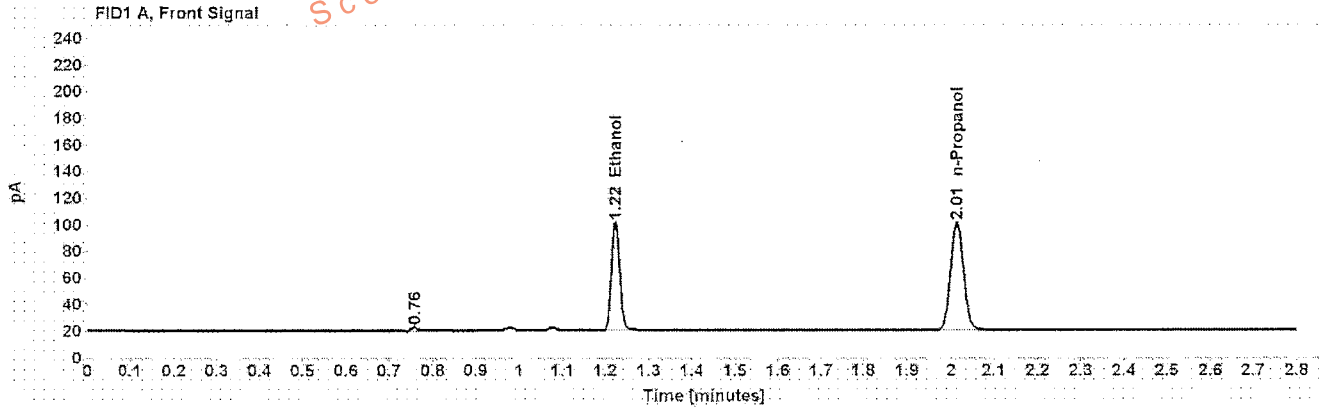


Table 1: FID 1 A (column DB-ALC1)

Compound	Amount (g/100mL)	Time (min)	Peak Area
>Ethanol	0.1758	1.223	107.626
n-Propanol	-----	2.014	167.170

Table 2: FID 2 B (column DB-ALC2)

Compound	Time (min)	Peak Area
Ethanol	1.326	111.429
n-Propanol	2.345	172.301

Scottsdale Police Department Crime Lab Volatiles Analysis

Sample: XXXXXXXXXX Item number: 1083747
 Injection date: 10/18/2016 10:38:08 PM Vial: 60
 Method: ethanol quant.M Sequence: 18Oct16
 Instrument: US14173023 CN14160045 Analyst: Langan
 Data file: C:\Chem32\1\Data\18Oct16\60.D

Dissemination is restricted to Criminal Justice Agencies and authorized Non-C.J. Agencies ONLY. Secondary dissemination to unauthorized agencies is PROHIBITED. Scottsdale City Prosecutor

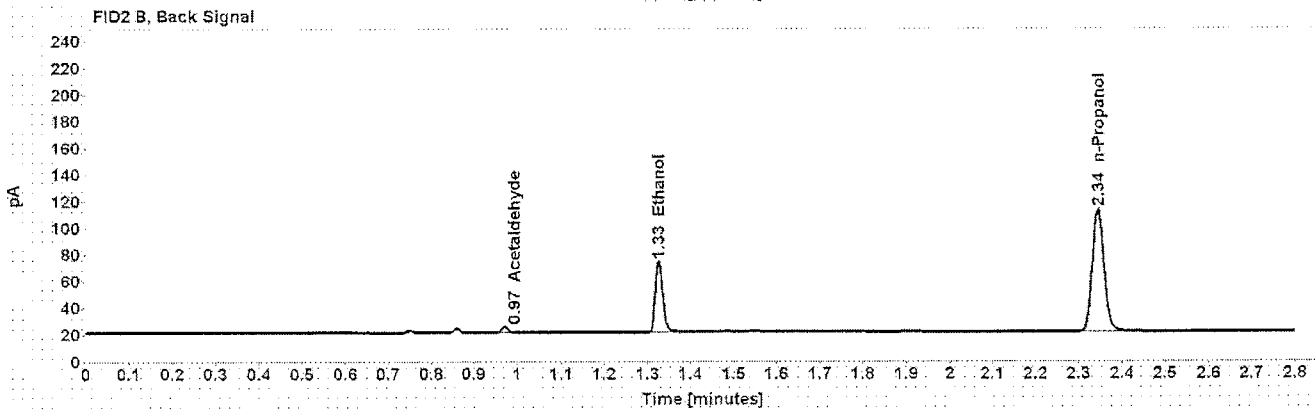
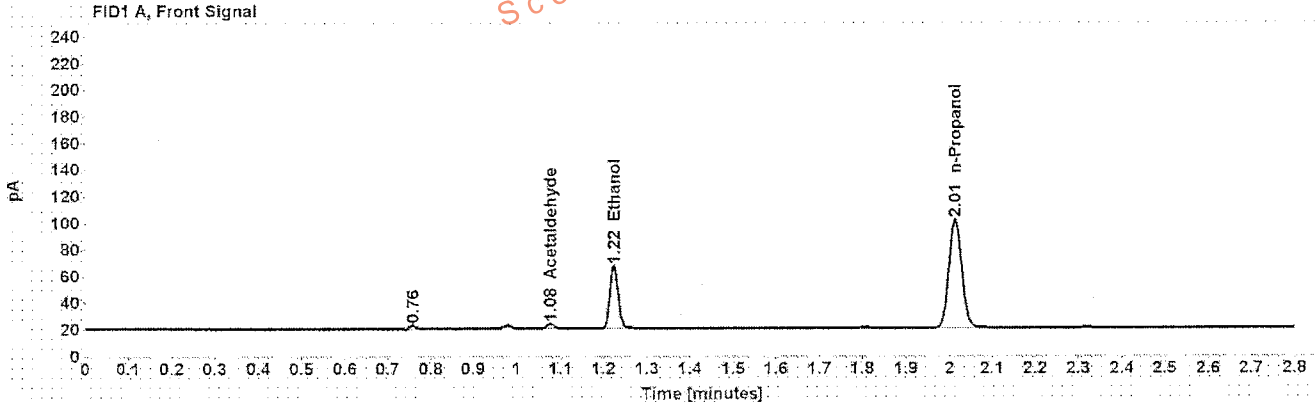


Table 1: FID 1 A (column DB-ALC1)

Compound	Amount (g/100mL)	Time (min)	Peak Area
Acetaldehyde	-----	1.077	4.036
>Ethanol	0.1016	1.223	62.239
n-Propanol	-----	2.014	168.019

Table 2: FID 2 B (column DB-ALC2)

Compound	Time (min)	Peak Area
Acetaldehyde	0.971	4.342
Ethanol	1.327	64.425
n-Propanol	2.344	173.443

Scottsdale Police Department Crime Lab Volatiles Analysis

Sample: ██████████	Item number: 1083747
Injection date: 10/18/2016 10:42:23 PM	Vial: 61
Method: ethanol quant M	Sequence: 18Oct16
Instrument: US14173023 CN14160049	Analyst: Langan
Data file: C:\Chem32\1\Data\18Oct16\61.D	

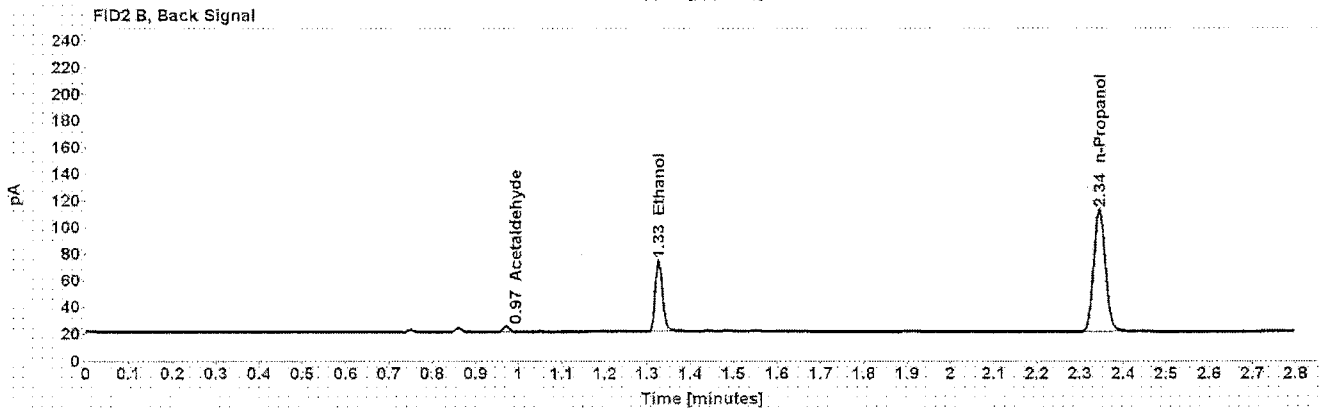
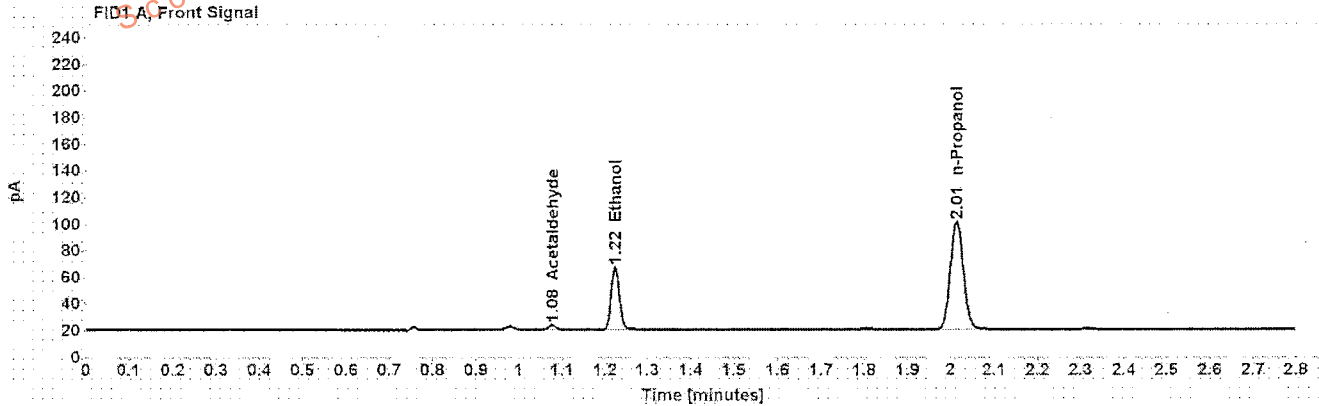


Table 1: FID 1 A (column DB-ALC1)

Compound	Amount (g/100mL)	Time (min)	Peak Area
Acetaldehyde	-----	1.077	3.914
>Ethanol	0.1022	1.223	62.355
n-Propanol	-----	2.014	167.361

Table 2: FID 2 B (column DB-ALC2)

Compound	Time (min)	Peak Area
Acetaldehyde	0.971	4.234
Ethanol	1.326	64.531
n-Propanol	2.344	172.933

Scottsdale Police Department Crime Lab Volatiles Analysis

Sample:	[REDACTED]	Item number:	1079641
Injection date:	10/18/2016 10:46:23 PM	Vial:	62
Method:	ethanol quant.M	Sequence:	18Oct16
Instrument:	US14173023 CN14160045	Analyst:	Langan
Data file:	C:\Chem3211\Data\18Oct16\62.D		

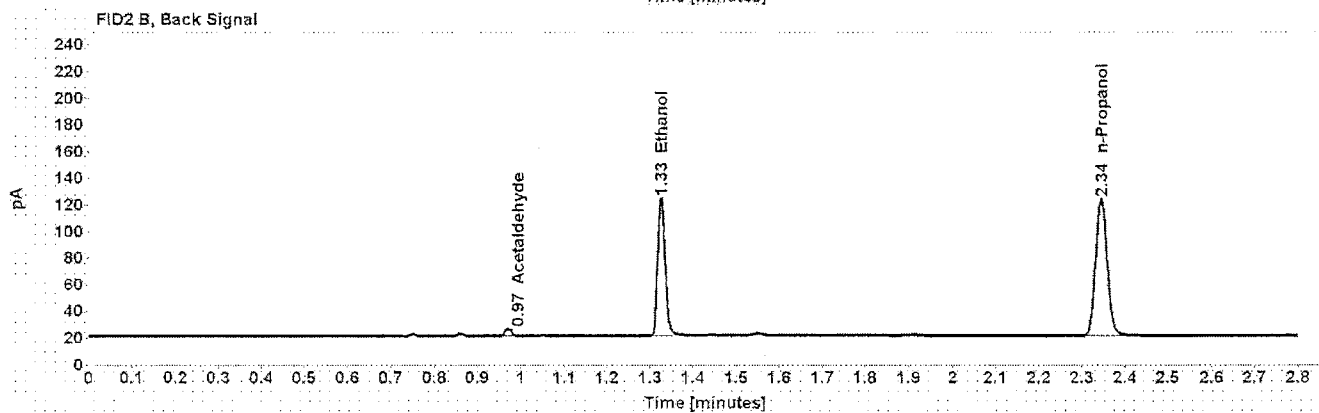
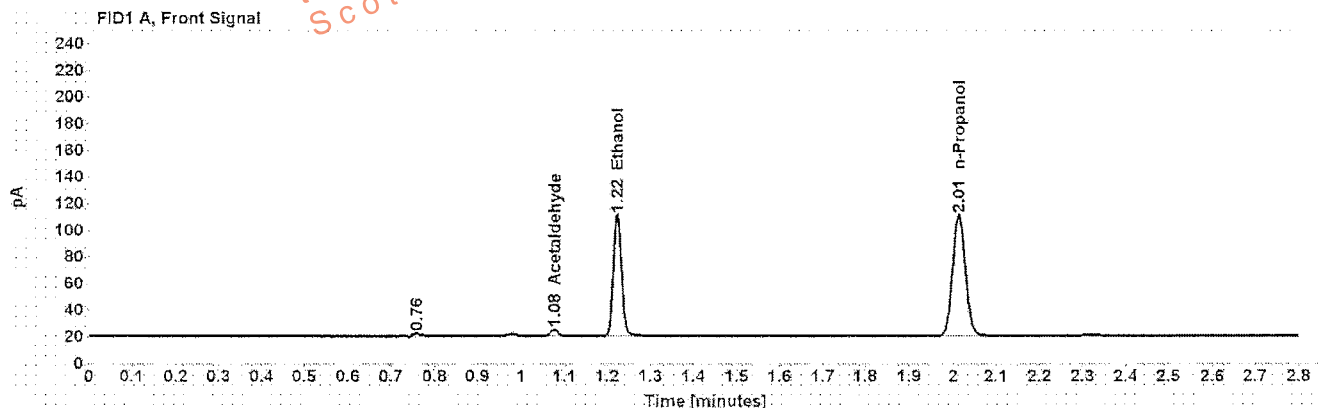


Table 1: FID 1 A (column DB-ALC1)

Compound	Amount (g/100mL)	Time (min)	Peak Area
Acetaldehyde	-----	1.077	5.221
>Ethanol	0.1760	1.223	120.570
n-Propanol	-----	2.014	187.058

Table 2: FID 2 B (column DB-ALC2)

Compound	Time (min)	Peak Area
Acetaldehyde	0.971	5.526
Ethanol	1.326	124.487
n-Propanol	2.344	193.547

Scottsdale Police Department Crime Lab Volatiles Analysis

Sample:	[REDACTED]	Item number:	1079641
Injection date:	10/18/2016 10:50:23 PM	Vial:	63
Method:	ethanol quant.M	Sequence:	18Oct16
Instrument:	US14173023 CN14160045	Analyst:	Langan
Data file:	C:\Chem32\11Data\18Oct16\63.D		

Dissemination is restricted to Criminal Justice Agencies and authorized Non-C.J. Agencies ONLY. Secondary dissemination to unauthorized agencies is PROHIBITED.
Scottsdale City Prosecutor

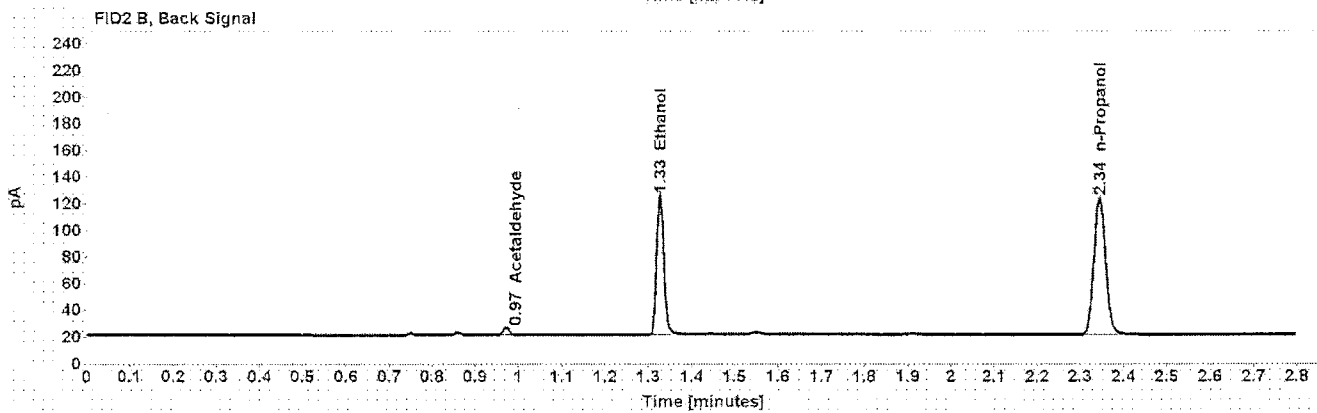
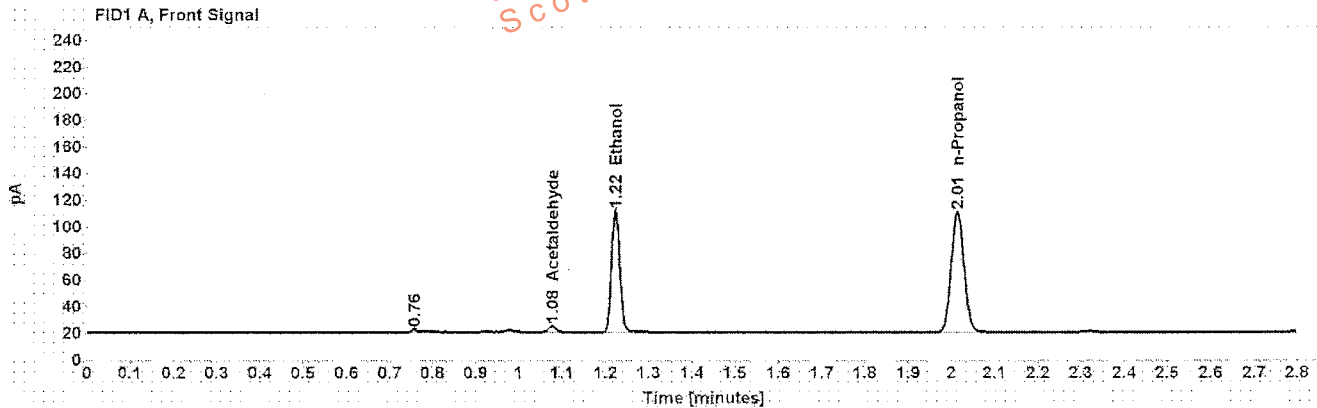


Table 1: FID 1 A (column DB-ALC1)

Compound	Amount (g/100mL)	Time (min)	Peak Area
Acetaldehyde	-----	1.077	5.125
>Ethanol	0.1774	1.223	121.381
n-Propanol	-----	2.014	186.840

Table 2: FID 2 B (column DB-ALC2)

Compound	Time (min)	Peak Area
Acetaldehyde	0.971	5.441
Ethanol	1.326	125.425
n-Propanol	2.345	193.240