

# SCOTTSDALE POLICE DEPARTMENT CRIME LABORATORY BLOOD ALCOHOL FACE SHEET

ANALYSIS DATE 3/28/2017 SEQUENCE NAME 28Mar17

### EQUIPMENT

Pipettor  Hamilton ML600EH7497  Hamilton ML600GJ10749  
 Gas Chromatograph  Agilent US14173023

### INSTRUMENT CALIBRATION

Vial 1 0.02 calibrator Lot FN03241604 Coefficient of determination ( $r^2$ )  
 Vial 2 0.10 calibrator Lot FN06181501 0.99999  
 Vial 3 0.20 calibrator Lot FN07201502  
 Vial 4 0.40 calibrator Lot FN11191402

### CALIBRATION VERIFICATION AND RESOLUTION TEST

Vial	Sample	Expected result	Measured result	Manufacturer/lot
5	Blank	Not detected	Not detected	SPD lab 012517
6	Volatiles mixture	6 compounds	6 compounds	SPD lab 020917WLA
7	Aqueous control	0.400 g/dL	0.401 g/dL	Lipomed 08012015-C
8	Aqueous control	0.040 g/dL	0.039 g/dL	Lipomed 09022015-A
9	Blood control	0.200 g/dL	0.200 g/dL	ACQ 407041529/3
20	Aqueous control	0.080 g/dL	0.080 g/dL	Lipomed 28082014-B
31	Aqueous control	0.150 g/dL	0.150 g/dL	Lipomed 09022015-C
42	Blood control	0.200 g/dL	0.200 g/dL	ACQ 407041529/3
53	Aqueous control	0.080 g/dL	0.080 g/dL	Lipomed 28082014-B
64	Aqueous control	0.400 g/dL	0.405 g/dL	Lipomed 08012015-C
65	Aqueous control	0.040 g/dL	0.040 g/dL	Lipomed 09022015-A
66	Blood control	0.200 g/dL	0.201 g/dL	ACQ 407041529/3
67	Blank	Not detected	Not detected	SPD lab 012517

### SUBJECT SAMPLES

Subjects in the sequence 25 Subjects requiring reanalysis 0

ADDITIONAL NOTES: All testing proceeded as expected.

Run valid  Run invalid  WA B570 4/31/17 Analyst  
 Run valid  Run invalid  KOSECKI 4/3/17 Technical Reviewer

# Scottsdale Police Department Crime Laboratory Sequence Quality Assurance Summary

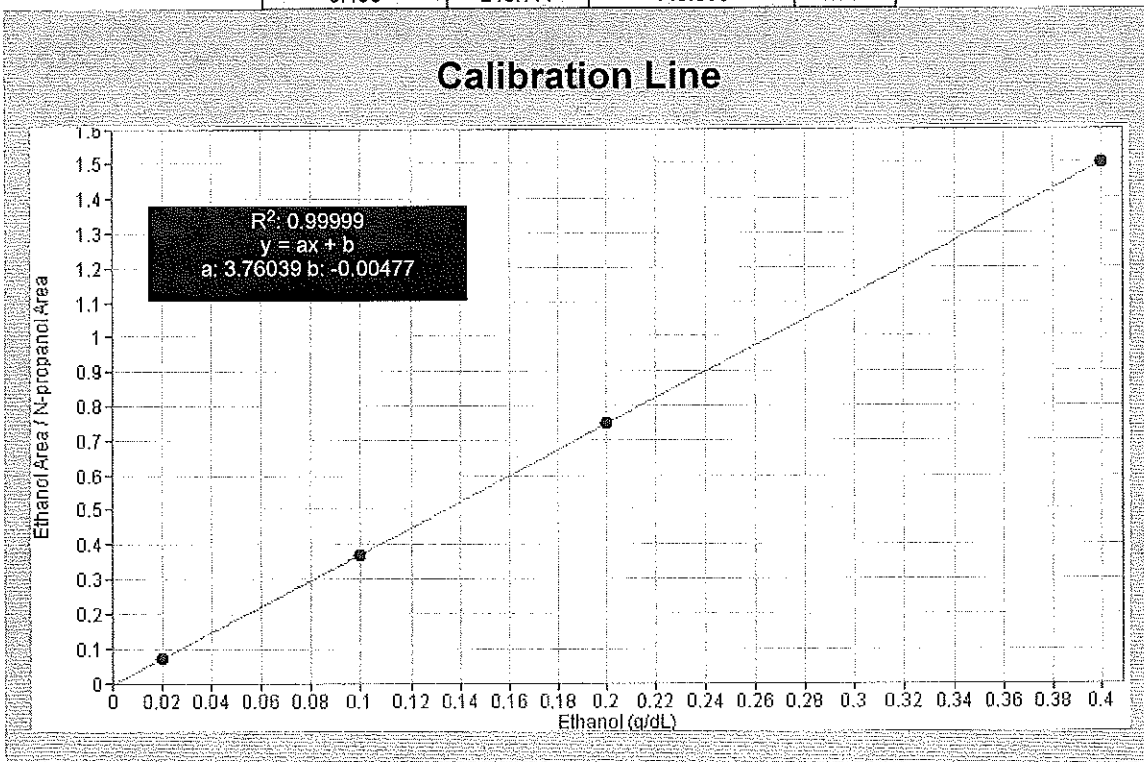
SEQUENCE NAME: 28Mar17

ANALYST: Adrian

Sample Name	Vial	Measured Value (g/dL)	Expected Value (g/dL)	Percent Difference	Absolute Difference (g/dL)
blank 012517	5	negative	negative	-	-
0.400 Lipomed 08012015-C	7	0.401	0.400	0.25	0.001
0.040 Lipomed 09022015-A	8	0.039	0.040	2.50	-0.001
0.20 ACQ 407041529/3	9	0.200	0.200	0.00	0.000
0.080 Lipomed 28082014-B	20	0.080	0.080	0.00	0.000
0.150 Lipomed 09022015-C	31	0.150	0.150	0.00	0.000
0.20 ACQ 407041529/3	42	0.200	0.200	0.00	0.000
0.080 Lipomed 28082014-B	53	0.080	0.080	0.00	0.000
0.40 Lipomed 08012015-C	64	0.405	0.400	1.25	0.005
0.04 Lipomed 09022015-A	65	0.040	0.040	0.00	0.000
0.20 ACQ 407041529/3	66	0.201	0.200	0.50	0.001
blank 012517	67	negative	negative	-	-

Calibrator	Ethanol Area	N-propanol Area	Ratio
0.020	10.577	145.526	0.073
0.100	53.310	144.799	0.368
0.200	106.823	142.870	0.748
0.400	218.777	145.866	1.500

**Calibration Line**



WA

# Scottsdale Police Department Crime Lab Volatiles Analysis

Dissemination is restricted to Criminal Justice Agencies and authorized Non-C.J. Agencies ONLY. Secondary dissemination to unauthorized agencies is PROHIBITED.  
Scottsdale City Prosecutor

Sample:	0.020 Cerilliant FN03241604	Item number:	
Injection date:	3/28/2017 4:06:53 PM	Vial:	1
Method:	ethanol quant.M	Sequence:	28Mar17
Instrument:	US14173023 CN14160045	Analyst:	Adrian
Data file:	C:\Chem32\1\Data\28Mar17\1.D		

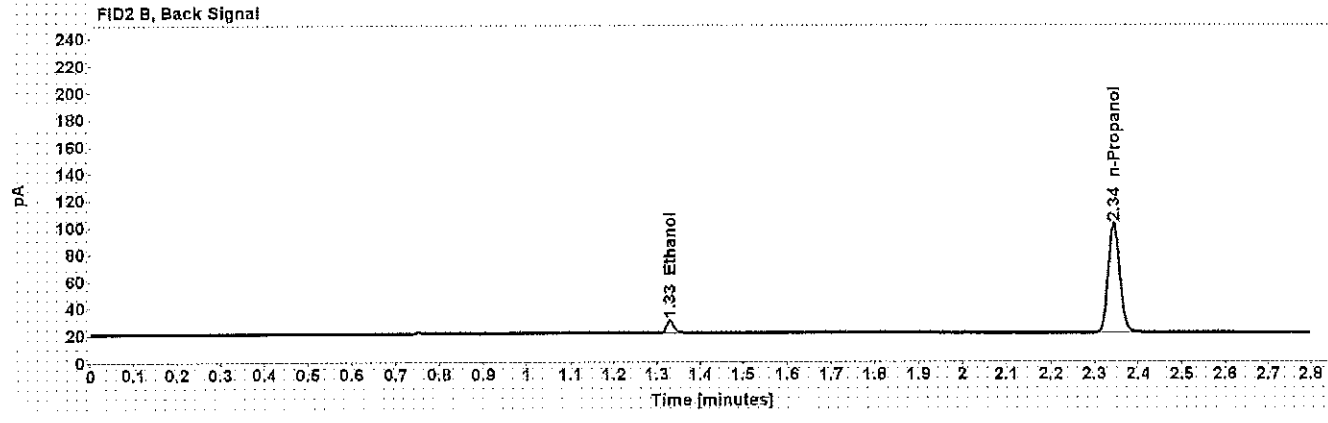
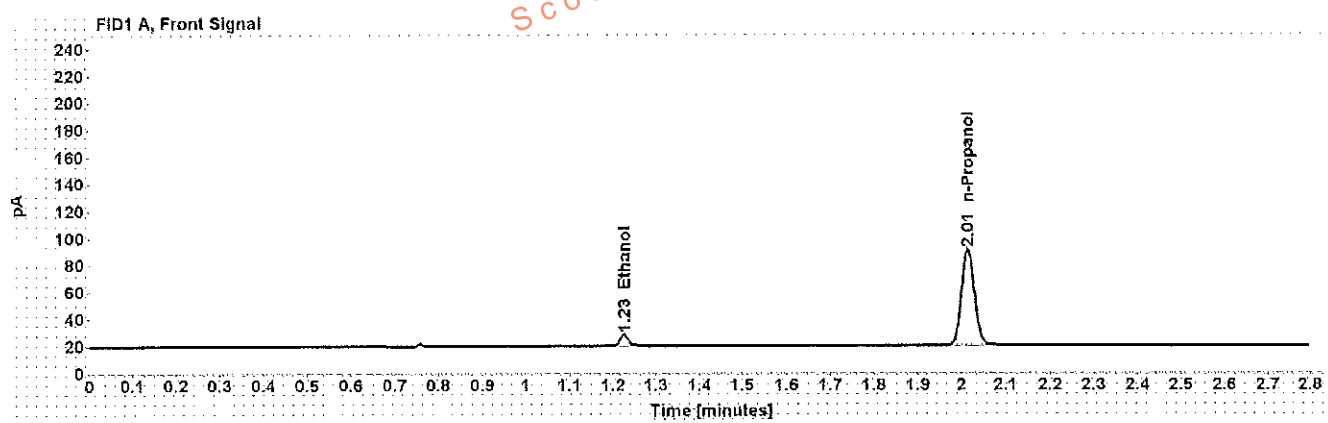


Table 1: FID 1 A (column DB-ALC1)

Compound	Time (min)	Peak Area
Ethanol	1.226	10.577
n-Propanol	2.014	145.526

Table 2: FID 2 B (column DB-ALC2)

Compound	Time (min)	Peak Area
Ethanol	1.329	10.850
n-Propanol	2.344	149.615

MA

# Scottsdale Police Department Crime Lab Volatiles Analysis

Sample: 0.100 Cerilliant FN06181501  
 Injection date: 3/28/2017 4:10:53 PM  
 Method: ethanol quant.M  
 Instrument: US14173023 CN14160045  
 Data file: C:\Chem3211\Data\28Mar17\2.D

Item number:  
 Vial: 2  
 Sequence: 28Mar17  
 Analyst: Adrian

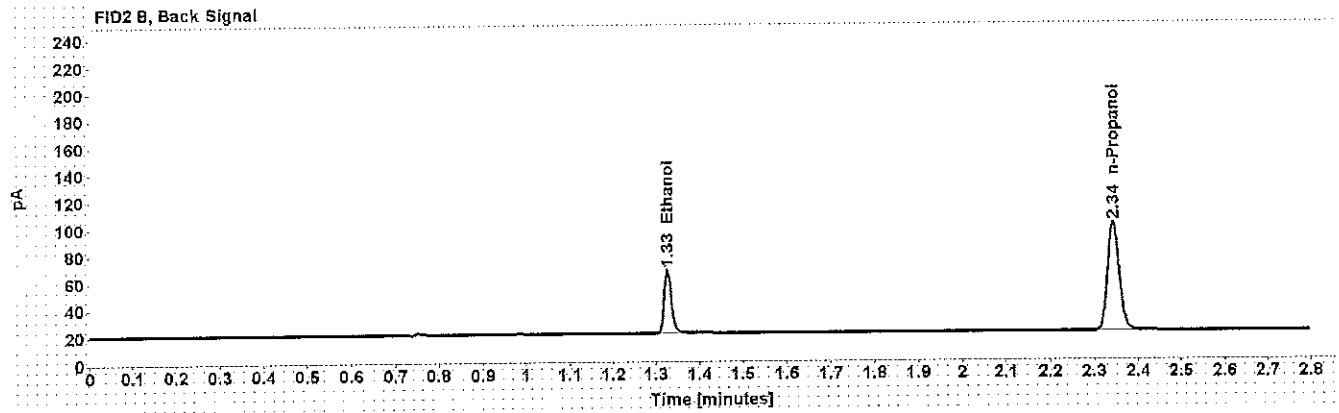
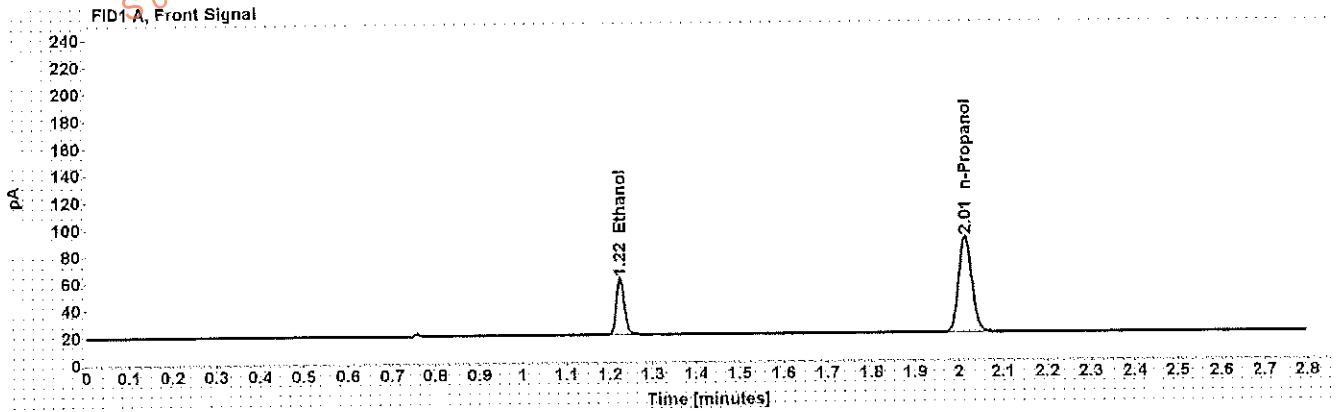


Table 1: FID 1 A (column DB-ALC1)

Compound	Time (min)	Peak Area
Ethanol	1.224	53.310
n-Propanol	2.014	144.799

Table 2: FID 2 B (column DB-ALC2)

Compound	Time (min)	Peak Area
Ethanol	1.326	54.840
n-Propanol	2.344	149.075

MA

# Scottsdale Police Department Crime Lab Volatiles Analysis

Dissemination is restricted to Criminal Agencies and authorized Non-C.J. Agencies ONLY. Secondary dissemination to unauthorized agencies is PROHIBITED.  
Scottsdale City Prosecutor's Office

Sample:	0.200 Cerilliant FN07201502	Item number:	
Injection date:	3/28/2017 4:14:52 PM	Vial:	3
Method:	ethanol quant.M	Sequence:	28Mar17
Instrument:	US14173023 CN14160045	Analyst:	Adrian
Data file:	C:\Chem32\11\Data\28Mar17\3.D		

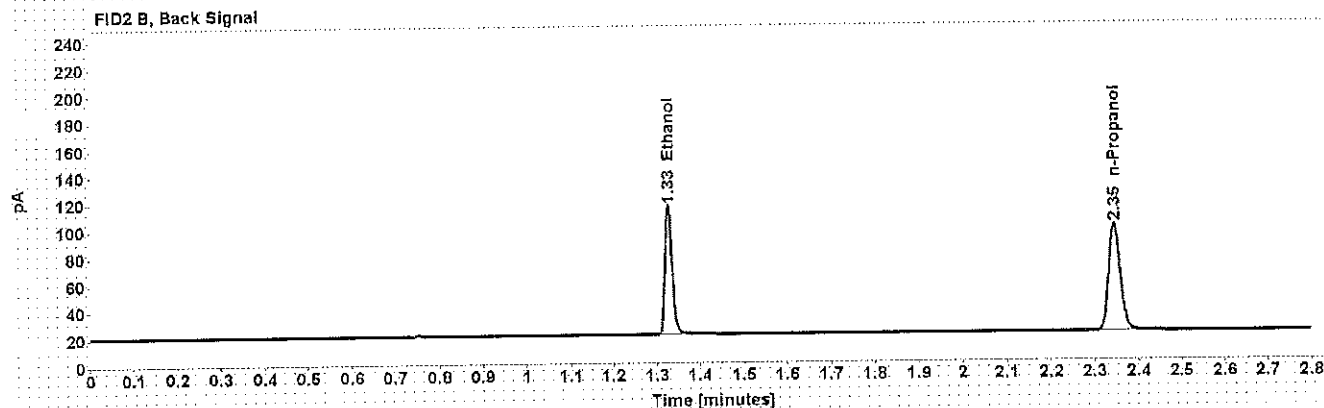
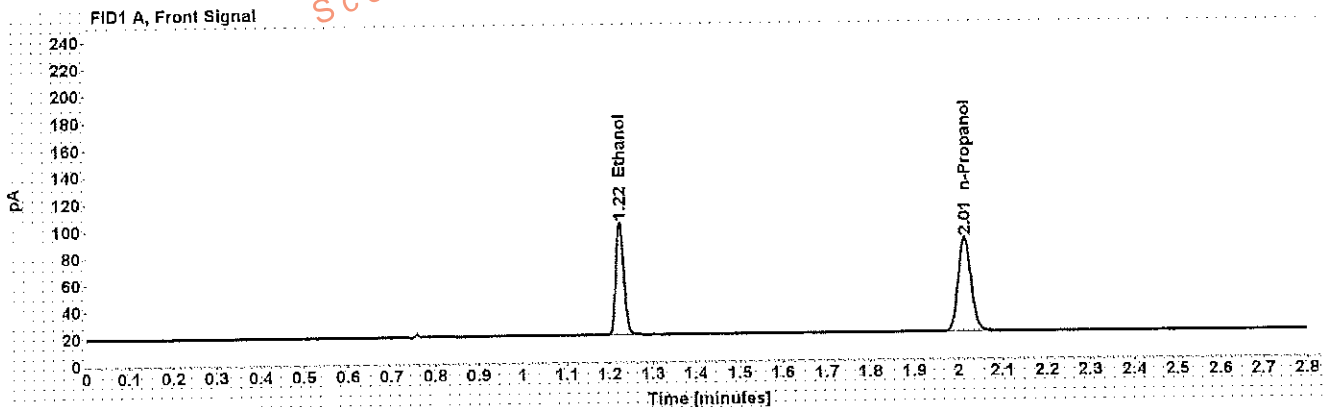


Table 1: FID 1 A (column DB-ALC1)

Compound	Time (min)	Peak Area
Ethanol	1.224	106.823
n-Propanol	2.015	142.870

Table 2: FID 2 B (column DB-ALC2)

Compound	Time (min)	Peak Area
Ethanol	1.327	110.104
n-Propanol	2.345	146.971

# Scottsdale Police Department Crime Lab Volatiles Analysis

WPA

Sample:	0.400 Ceriliant FN11191402	Item number:	
Injection date:	3/28/2017 4:18:53 PM	Vial:	4
Method:	ethanol quant.M	Sequence:	28Mar17
Instrument:	US14173023 CN14160045	Analyst:	Adrian
Data file:	C:\Chem32\1\Data\28Mar17\4.D		

Dissemination is restricted to Criminal Justice Agencies and authorized Non-C.J. Agencies ONLY. Secondary dissemination to unauthorized agencies is PROHIBITED. Scottsdale City Prosecutor

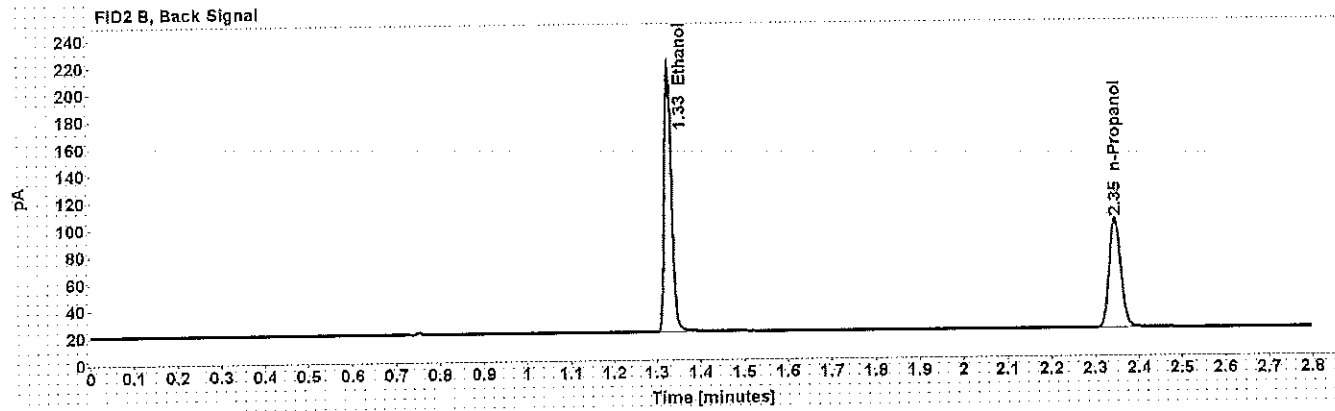
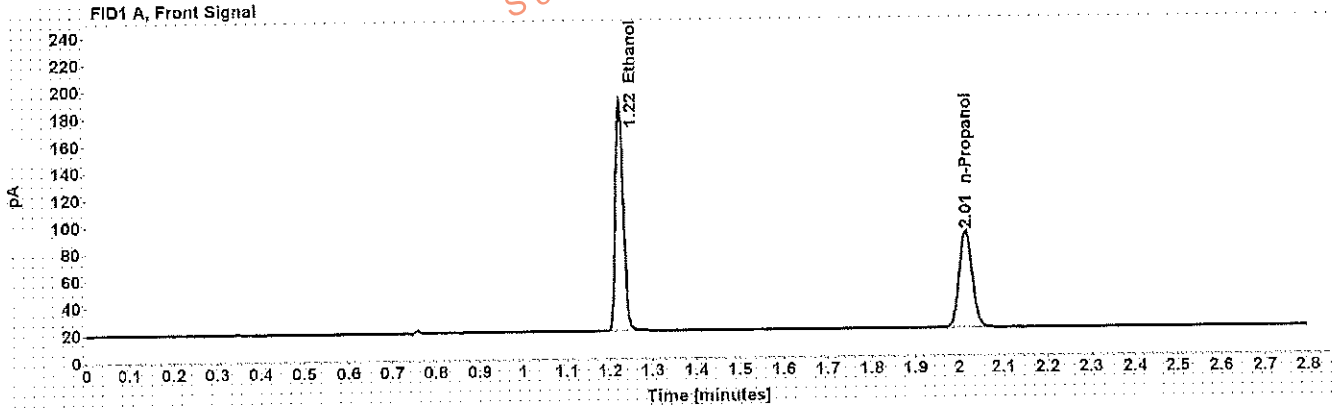


Table 1: FID 1 A (column DB-ALC1)

Compound	Time (min)	Peak Area
Ethanol	1.224	218.777
n-Propanol	2.015	145.866

Table 2: FID 2 B (column DB-ALC2)

Compound	Time (min)	Peak Area
Ethanol	1.327	226.751
n-Propanol	2.345	150.159

# Scottsdale Police Department Crime Lab Volatiles Analysis

Sample:	blank 012517	Item number:	
Injection date:	3/28/2017 4:22:52 PM	Vial:	5
Method:	ethanol quant.M	Sequence:	28Mar17
Instrument:	US14173023 CN14160045	Analyst:	Adrian
Data file:	C:\Chem32\1\Data\28Mar17\5.D		

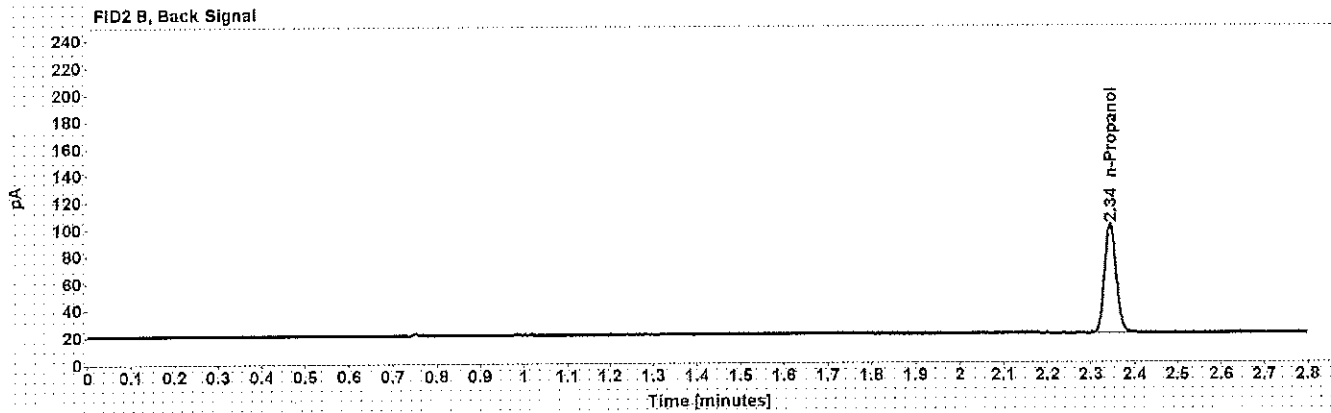
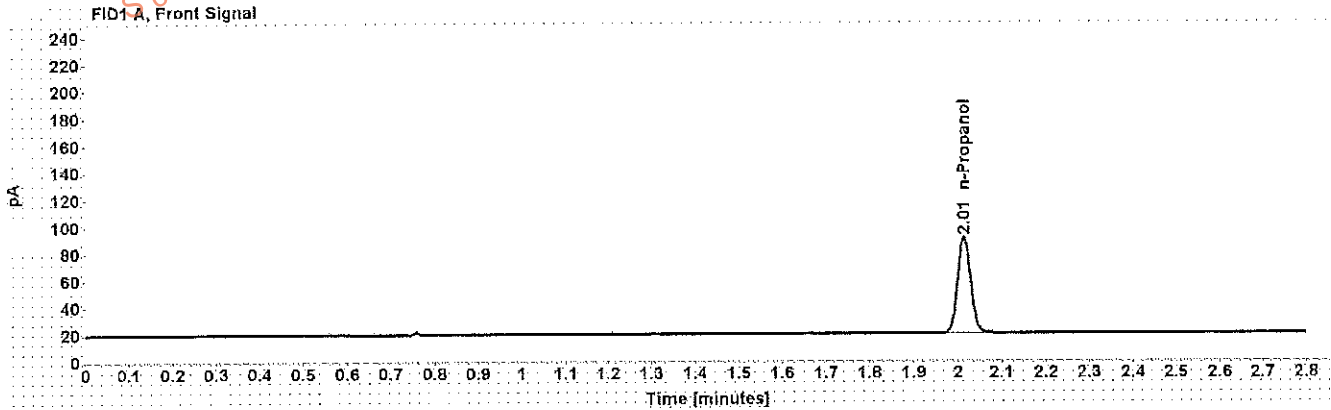


Table 1: FID 1 A (column DB-ALC1)

Compound	Amount (g/100mL)	Time (min)	Peak Area
n-Propanol	-----	2.014	145.521

Table 2: FID 2 B (column DB-ALC2)

Compound	Time (min)	Peak Area
n-Propanol	2.344	149.954

# Scottsdale Police Department Crime Lab Volatiles Analysis

Sample:	volatiles mix 020917 WLA	Item number:	6
Injection date:	3/28/2017 4:26:52 PM	Vial:	28Mar17
Method:	ethanol quant.M	Sequence:	Adrian
Instrument:	US14173023 CN14160045	Analyst:	
Data file:	C:\Chem32\11\Data\28Mar17\6.D		

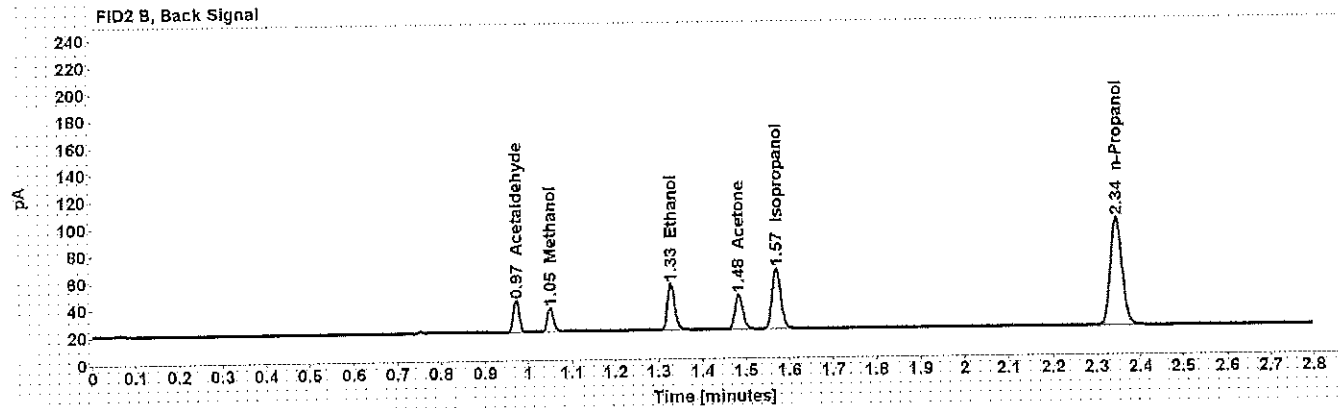
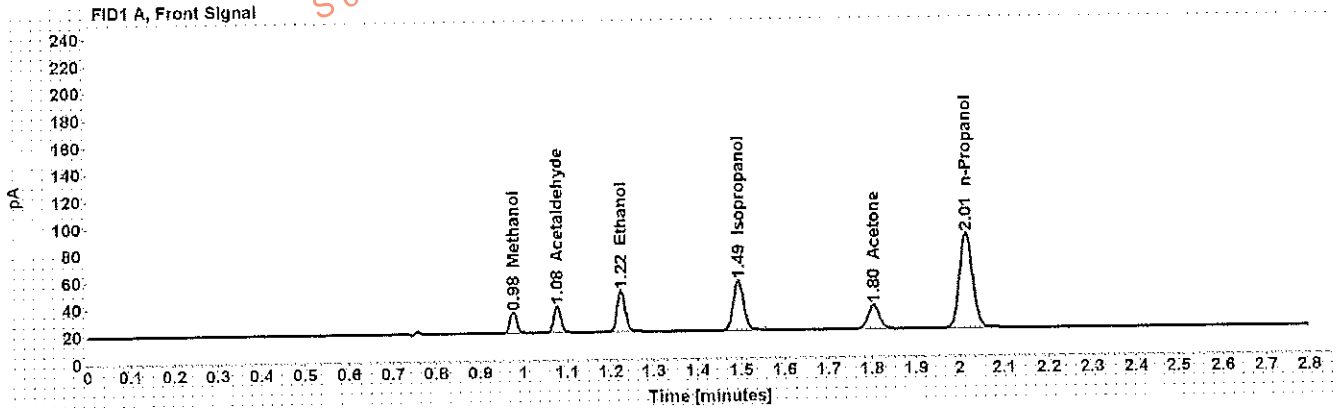


Table 1: FID 1 A (column DB-ALC1)

Compound	Amount (g/100mL)	Time (min)	Peak Area
Methanol	-----	0.976	17.359
Acetaldehyde	-----	1.077	21.070
>Ethanol	0.0735	1.224	39.041
Isopropanol	-----	1.493	60.311
Acetone	-----	1.804	31.189
n-Propanol	-----	2.014	143.757

Table 2: FID 2 B (column DB-ALC2)

Compound	Time (min)	Peak Area
Acetaldehyde	0.972	22.208
Methanol	1.050	17.657
Ethanol	1.327	40.058
Acetone	1.483	31.926
Isopropanol	1.570	62.466
n-Propanol	2.345	147.807



WAA

# Scottsdale Police Department Crime Lab Volatiles Analysis

Dissemination is restricted to Criminal Justice Agencies and authorized Non-C.J. Agencies ONLY. Secondary dissemination to unauthorized agencies is PROHIBITED.  
Scottsdale City Prosecutor

<b>Sample:</b>	0.400 Lipomed 08012015-C	<b>Item number:</b>	
<b>Injection date:</b>	3/28/2017 4:31:07 PM	<b>Vial:</b>	7
<b>Method:</b>	ethanol quant.M	<b>Sequence:</b>	28Mar17
<b>Instrument:</b>	US14173023 CN14160045	<b>Analyst:</b>	Adrian
<b>Data file:</b>	C:\Chem32\1\Data\28Mar17\1.D		

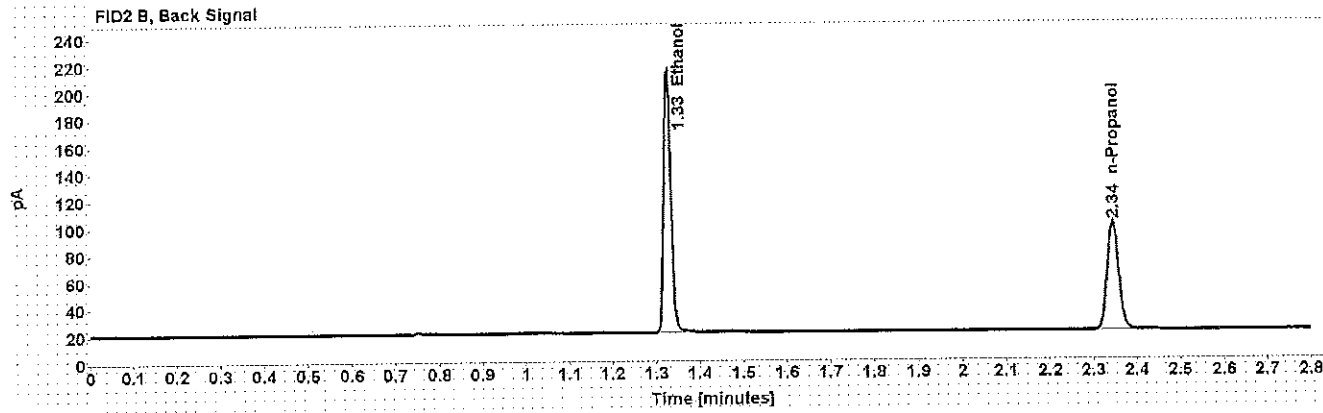
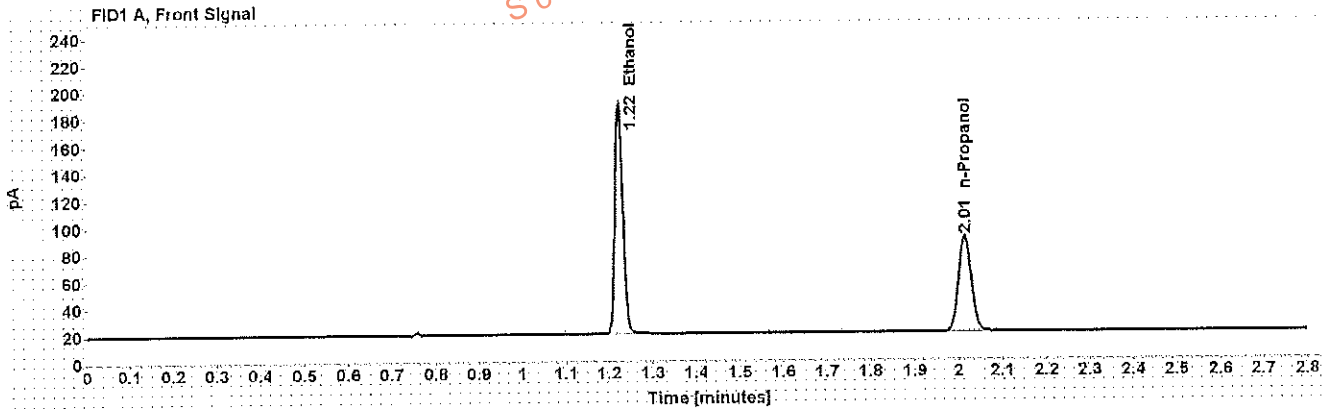


Table 1: FID 1 A (column DB-ALC1)

Compound	Amount (g/100mL)	Time (min)	Peak Area
>Ethanol	0.4010	1.224	216.375
n-Propanol	-----	2.014	143.961

Table 2: FID 2 B (column DB-ALC2)

Compound	Time (min)	Peak Area
Ethanol	1.326	224.318
n-Propanol	2.345	148.371

# Scottsdale Police Department Crime Lab Volatiles Analysis

Sample: 0.040 Lipomed 09022015-A  
 Injection date: 3/28/2017 4:35:07 PM  
 Method: ethanol quant.M  
 Instrument: US14173023 CN14160045  
 Data file: C:\Chem32\1\Data\28Mar17\8.D

Item number:  
 Vial: 8  
 Sequence: 28Mar17  
 Analyst: Adrian

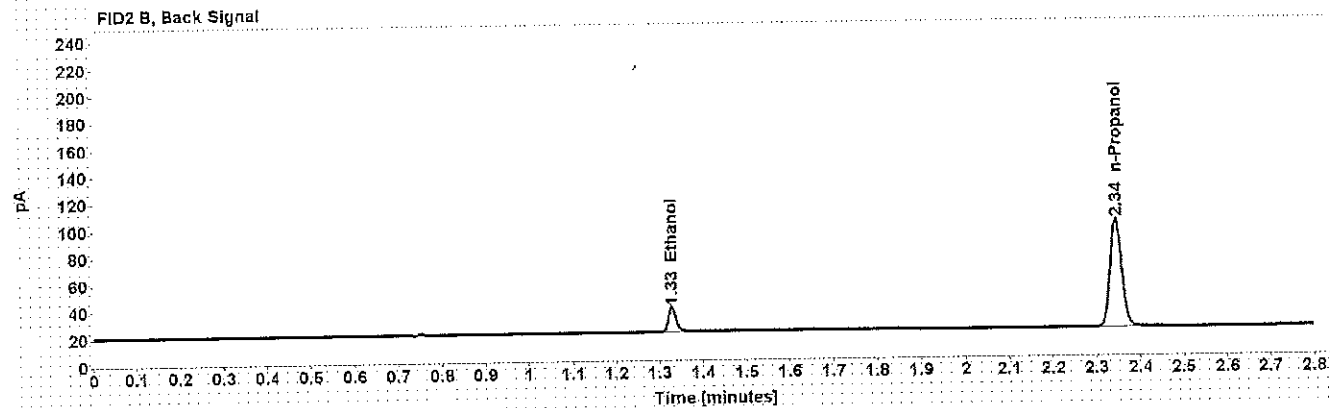
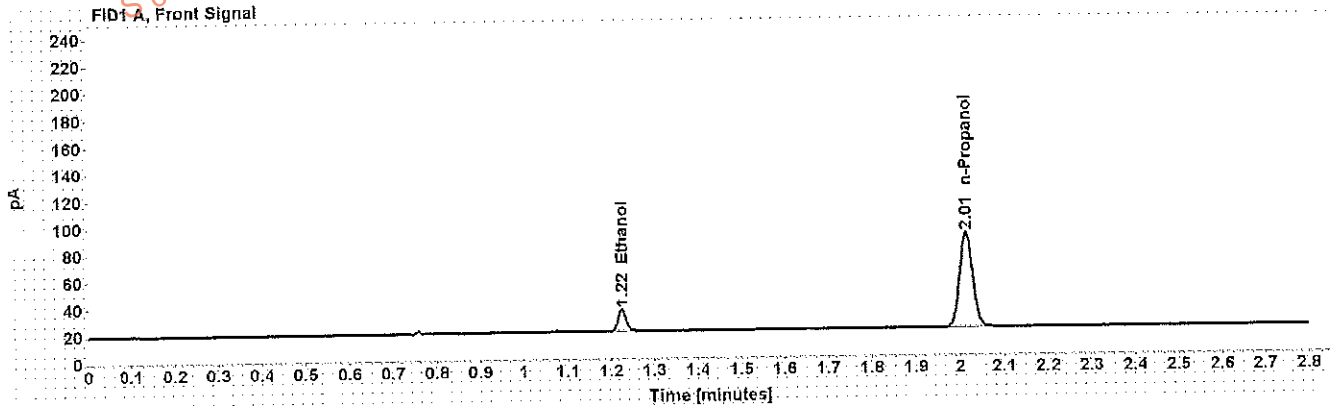


Table 1: FID 1 A (column DB-ALC1)

Compound	Amount (g/100mL)	Time (min)	Peak Area
>Ethanol	0.0397	1.225	20.789
n-Propanol	-----	2.014	143.858

Table 2: FID 2 B (column DB-ALC2)

Compound	Time (min)	Peak Area
Ethanol	1.328	21.237
n-Propanol	2.344	148.175

WAF

# Scottsdale Police Department Crime Lab Volatiles Analysis

Dissemination is restricted to Criminal Justice Agencies and authorized Non-C.J. Agencies ONLY. Secondary dissemination to unauthorized agencies is PROHIBITED.  
Scottsdale City Prosecutor

Sample:	0.20 ACQ 407041529/3	Item number:	
Injection date:	3/28/2017 4:39:07 PM	Vial:	9
Method:	ethanol quant.M	Sequence:	28Mar17
Instrument:	US14173023 CN14160045	Analyst:	Adrian
Data file:	C:\Chem32\11\Data\28Mar17\9.D		

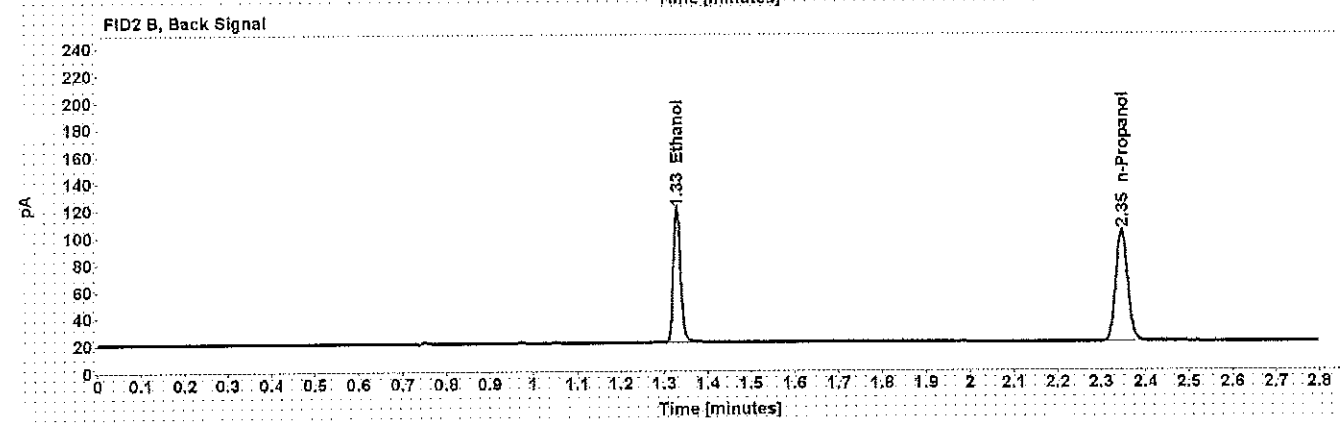
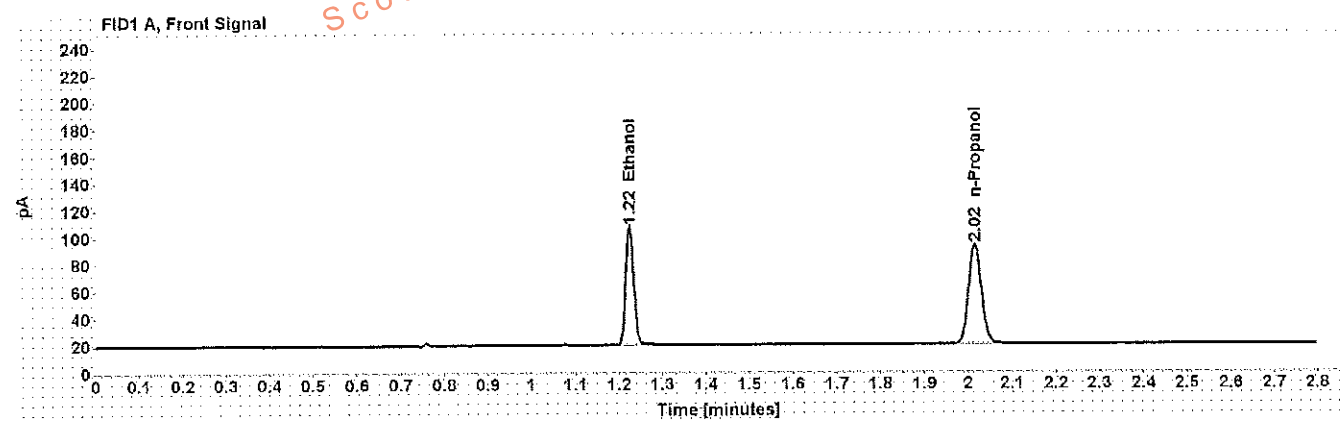


Table 1: FID 1 A (column DB-ALC1)

Compound	Amount (g/100mL)	Time (min)	Peak Area
>Ethanol	0.2001	1.225	111.794
n-Propanol	-----	2.015	149.535

Table 2: FID 2 B (column DB-ALC2)

Compound	Time (min)	Peak Area
Ethanol	1.328	115.396
n-Propanol	2.346	154.167

WA

# Scottsdale Police Department Crime Lab Volatiles Analysis

Dissemination is restricted to Criminal Justice Agencies and authorized Non-C.J. Agencies ONLY. Secondary dissemination to unauthorized agencies is PROHIBITED.  
Scottsdale City Prosecutor

<b>Sample:</b>	0.080 Lipomed 28082014-B	<b>Item number:</b>	20
<b>Injection date:</b>	3/28/2017 5:23:37 PM	<b>Vial:</b>	20
<b>Method:</b>	ethanol quant.M	<b>Sequence:</b>	28Mar17
<b>Instrument:</b>	US14173023 CN14160045	<b>Analyst:</b>	Adrian
<b>Data file:</b>	C:\Chem32\1\Data\28Mar17\20.D		

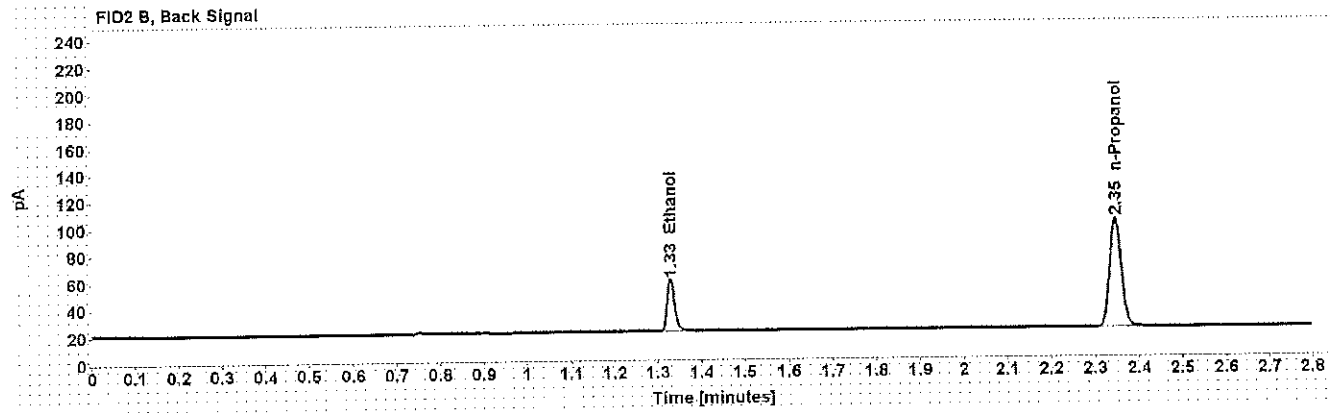
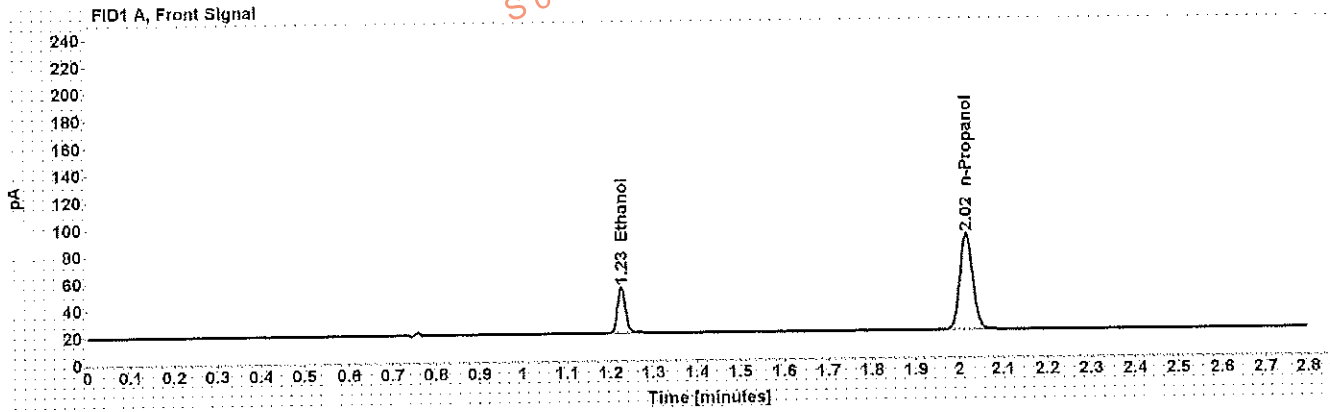


Table 1: FID 1 A (column DB-ALC1)

Compound	Amount (g/100mL)	Time (min)	Peak Area
>Ethanol	0.0805	1.225	43.258
n-Propanol	-----	2.015	145.270

Table 2: FID 2 B (column DB-ALC2)

Compound	Time (min)	Peak Area
Ethanol	1.329	44.606
n-Propanol	2.346	149.858

W9

# Scottsdale Police Department Crime Lab Volatiles Analysis

**Sample:** 0.150 Lipomed 09022015-C **Item number:**  
**Injection date:** 3/28/2017 6:08:08 PM **Vial:** 31  
**Method:** ethanol quant.M **Sequence:** 28Mar17  
**Instrument:** US14173023 CN14160045 **Analyst:** Adrian  
**Data file:** C:\Chem32\1\Data\28Mar17\31.D

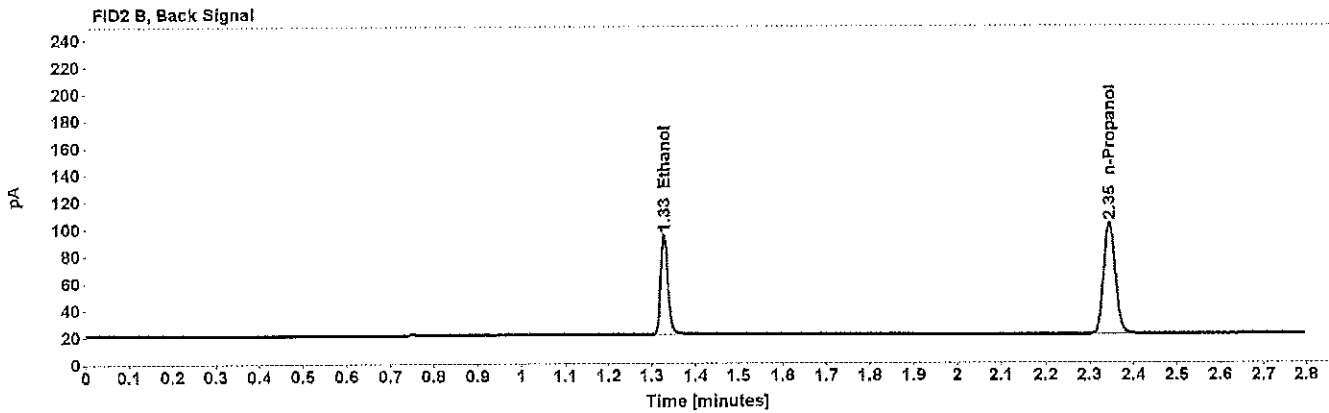
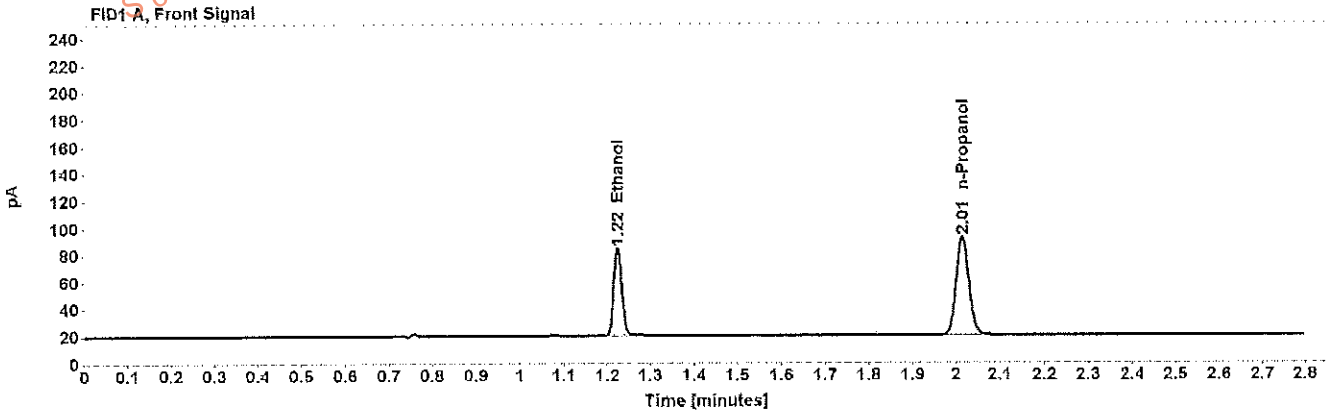


Table 1: FID 1 A (column DB-ALC1)

Compound	Amount (g/100mL)	Time (min)	Peak Area
>Ethanol	0.1509	1.224	83.256
n-Propanol	-----	2.015	147.954

Table 2: FID 2 B (column DB-ALC2)

Compound	Time (min)	Peak Area
Ethanol	1.327	86.042
n-Propanol	2.345	152.612

# Scottsdale Police Department Crime Lab Volatiles Analysis

Sample:	0.20 ACQ 407041529/3	Item number:	
Injection date:	3/28/2017 6:52:22 PM	Vial:	42
Method:	ethanol quant.M	Sequence:	28Mar17
Instrument:	US14173023 CN14160045	Analyst:	Adrian
Data file:	C:\Chem32\11\Data\28Mar17\42.D		

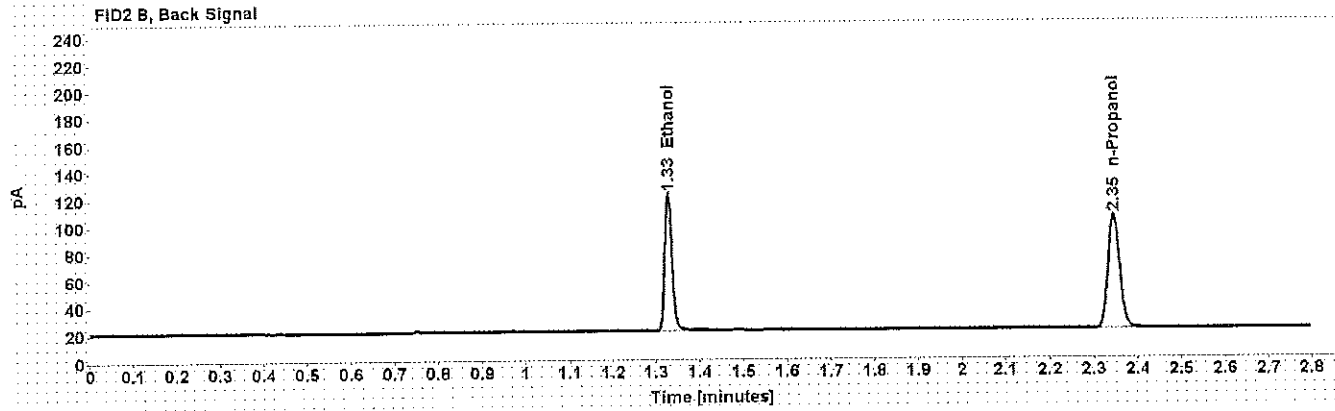
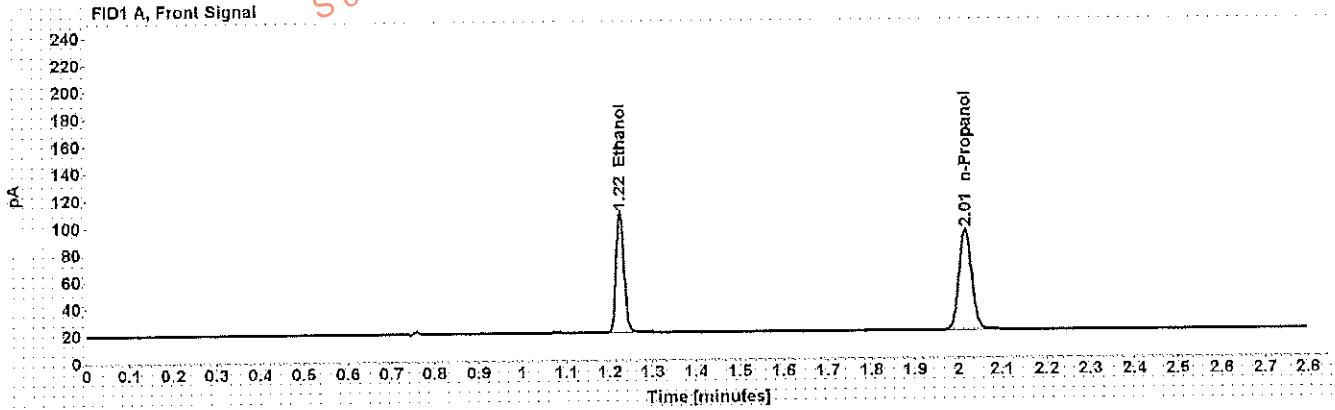


Table 1: FID 1 A (column DB-ALC1)

Compound	Amount (g/100mL)	Time (min)	Peak Area
>Ethanol	0.2008	1.225	113.967
n-Propanol	-----	2.015	151.898

Table 2: FID 2 B (column DB-ALC2)

Compound	Time (min)	Peak Area
Ethanol	1.328	117.805
n-Propanol	2.346	156.695

# Scottsdale Police Department Crime Lab Volatiles Analysis

Dissemination is restricted to Criminal Justice Agencies and authorized Non-C.J. Agencies ONLY. Secondary dissemination to unauthorized agencies is PROHIBITED.  
Scottsdale City Prosecutor

Sample:	0.080 Lipomed 28082014-B	Item number:	
Injection date:	3/28/2017 7:36:53 PM	Vial:	53
Method:	ethanol quant.M	Sequence:	28Mar17
Instrument:	US14173023 CN14160045	Analyst:	Adrian
Data file:	C:\Chem32\1\Data\28Mar17\53.D		

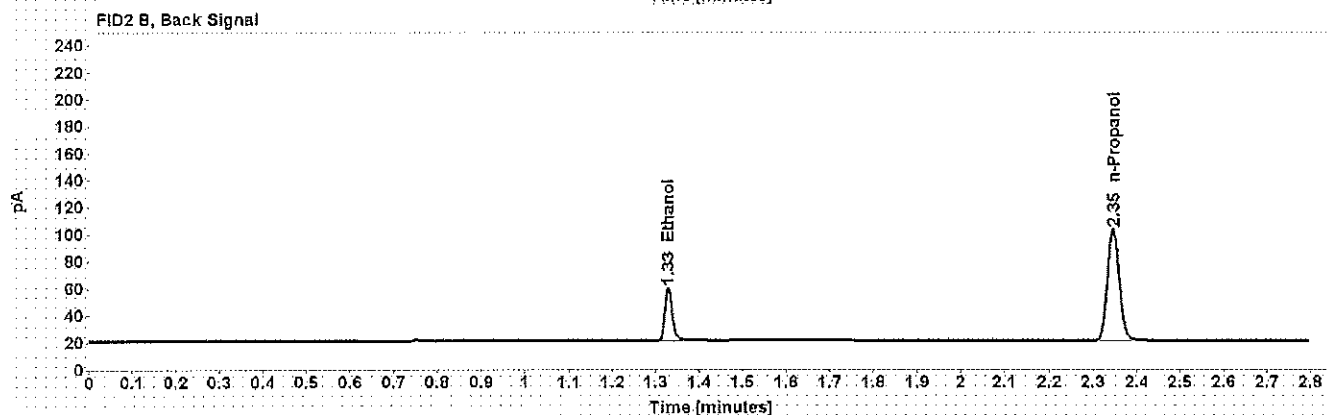
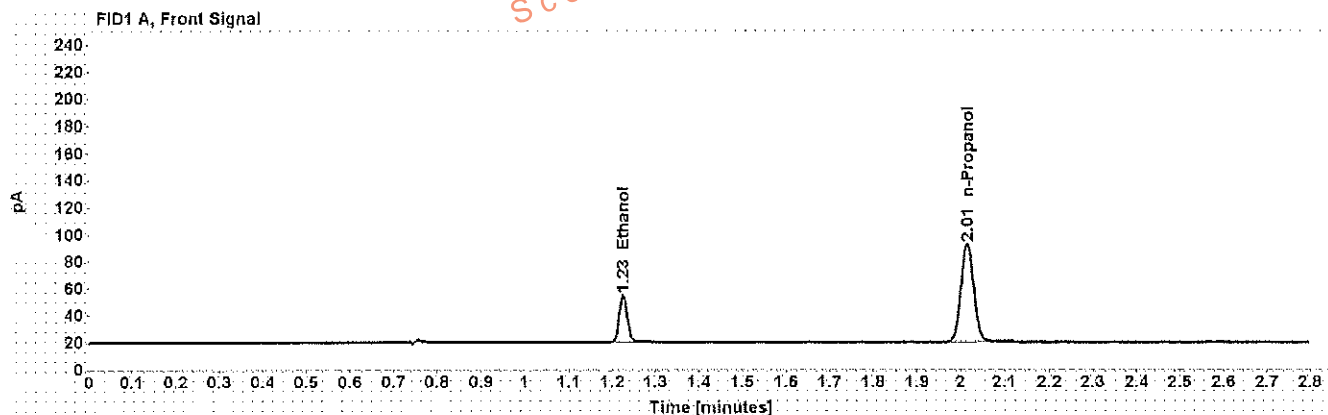


Table 1: FID 1 A (column DB-ALC1)

Compound	Amount (g/100mL)	Time (min)	Peak Area
>Ethanol	0.0808	1.225	44.349
n-Propanol	-----	2.015	148.357

Table 2: FID 2 B (column DB-ALC2)

Compound	Time (min)	Peak Area
Ethanol	1.329	45.629
n-Propanol	2.346	153.168

# Scottsdale Police Department Crime Lab Volatiles Analysis

Sample: 0.40 Lipomed 08012015-C  
 Injection date: 3/28/2017 8:21:22 PM  
 Method: ethanol quant.M  
 Instrument: US14173023 CN14160045  
 Data file: C:\Chem32\1\Data\28Mar17\64.D

Item number:  
 Vial: 64  
 Sequence: 28Mar17  
 Analyst: Adrian

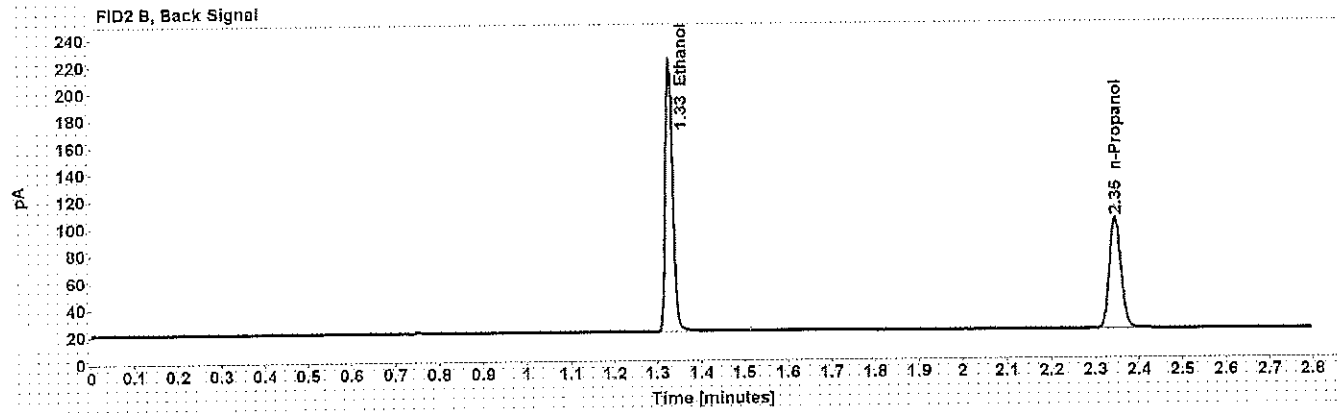
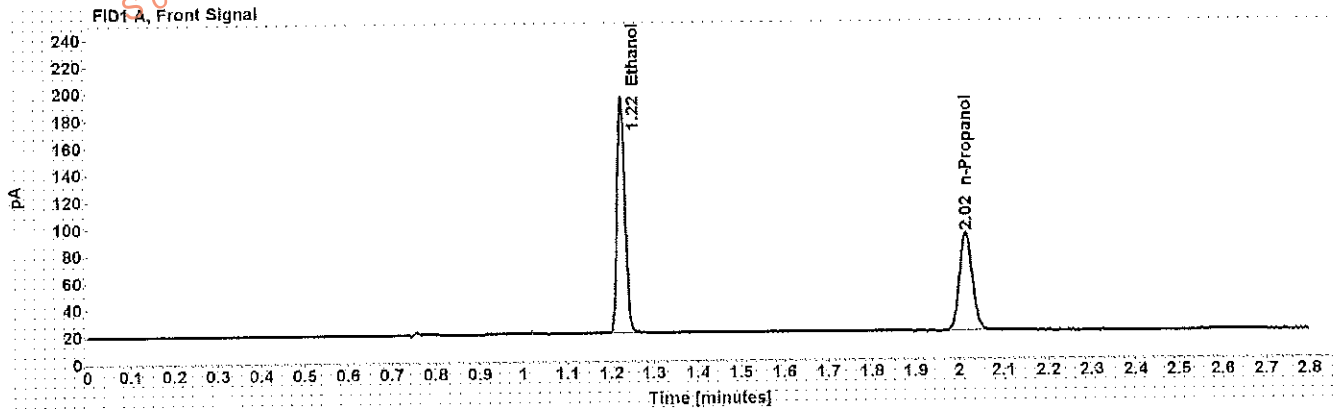


Table 1: FID 1 A (column DB-ALC1)

Compound	Amount (g/100mL)	Time (min)	Peak Area
>Ethanol	0.4056	1.224	224.782
n-Propanol	-----	2.015	147.843

Table 2: FID 2 B (column DB-ALC2)

Compound	Time (min)	Peak Area
Ethanol	1.327	233.069
n-Propanol	2.346	152.652



WA

# Scottsdale Police Department Crime Lab Volatiles Analysis

Sample:	0.04 Lipomed 09022015-A	Item number:	
Injection date:	3/28/2017 8:25:23 PM	Vial:	65
Method:	ethanol quant.M	Sequence:	28Mar17
Instrument:	US14173023 CN14160045	Analyst:	Adrian
Data file:	C:\Chem32\11>Data\28Mar17\65.D		

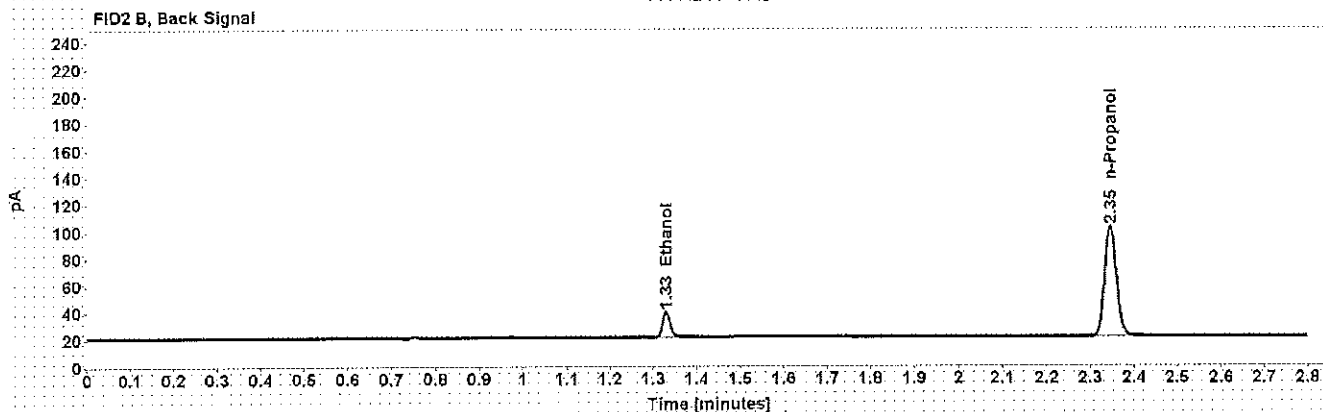
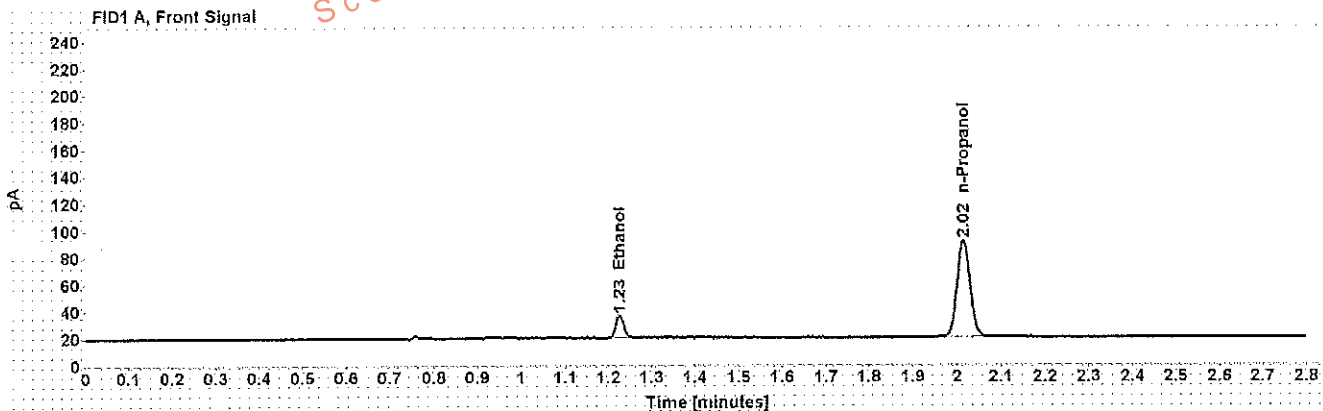


Table 1: FID 1 A (column DB-ALC1)

Compound	Amount (g/100mL)	Time (min)	Peak Area
>Ethanol	0.0403	1.226	21.526
n-Propanol	-----	2.015	146.583

Table 2: FID 2 B (column DB-ALC2)

Compound	Time (min)	Peak Area
Ethanol	1.330	21.975
n-Propanol	2.346	151.120

uA

# Scottsdale Police Department Crime Lab Volatiles Analysis

Dissemination is restricted to Criminal Justice Agencies and authorized Non-C.J. Agencies ONLY. Secondary dissemination to unauthorized agencies is PROHIBITED.  
Scottsdale City Prosecutor

Sample:	0.20 ACQ 407041529/3	Item number:	
Injection date:	3/28/2017 8:29:22 PM	Vial:	66
Method:	ethanol quant.M	Sequence:	28Mar17
Instrument:	US14173023 CN14160045	Analyst:	Adrian
Data file:	C:\Chem321\1\Data\28Mar17\66.D		

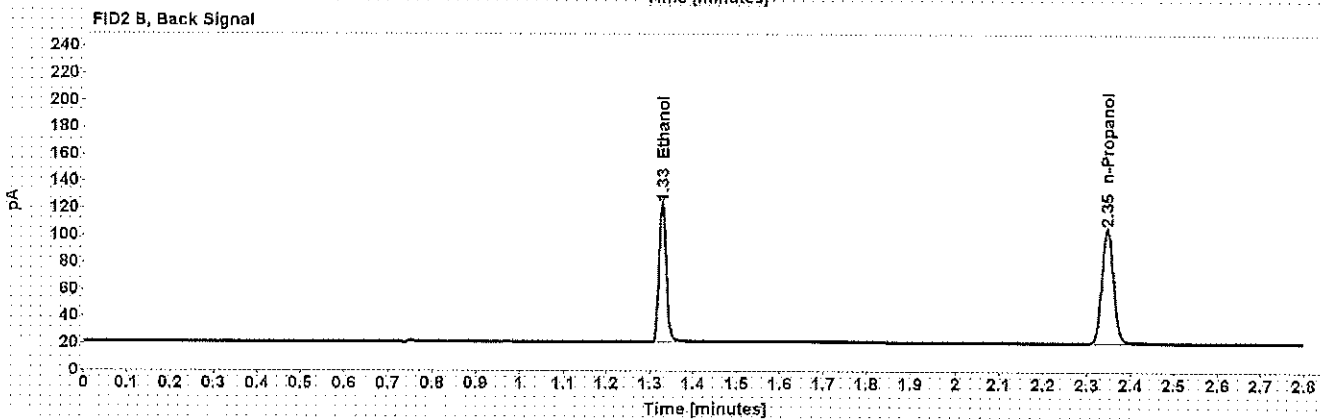
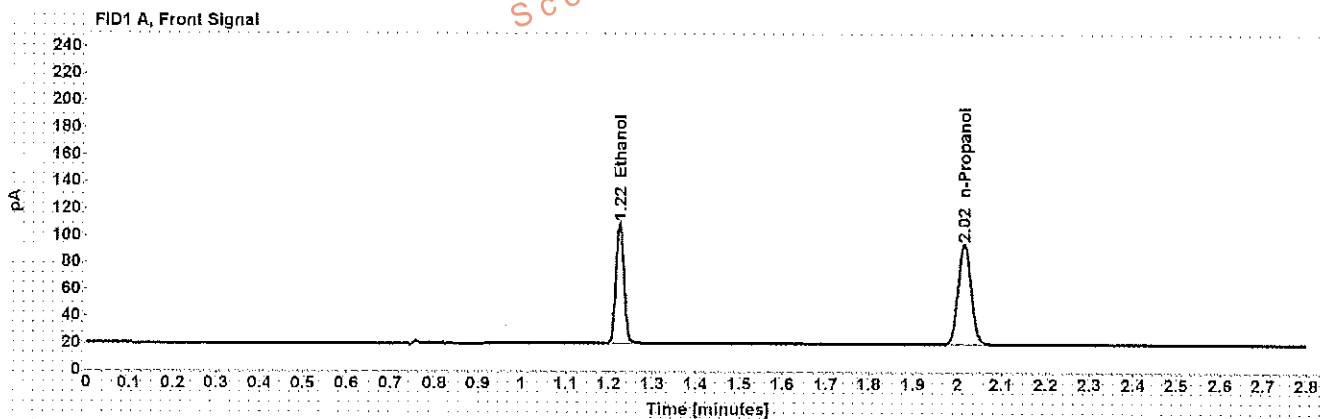


Table 1: FID 1 A (column DB-ALC1)

Compound	Amount (g/100mL)	Time (min)	Peak Area
>Ethanol	0.2011	1.225	114.947
n-Propanol	-----	2.015	152.991

Table 2: FID 2 B (column DB-ALC2)

Compound	Time (min)	Peak Area
Ethanol	1.328	118.784
n-Propanol	2.346	157.785

# Scottsdale Police Department Crime Lab Volatiles Analysis

Sample: blank 012517  
 Injection date: 3/28/2017 8:33:37 PM  
 Method: ethanol quant.M  
 Instrument: US14173023 CN14160045  
 Data file: C:\Chem32\1\Data\28Mar17\67.D

Item number:  
 Vial: 67  
 Sequence: 28Mar17  
 Analyst: Adrian

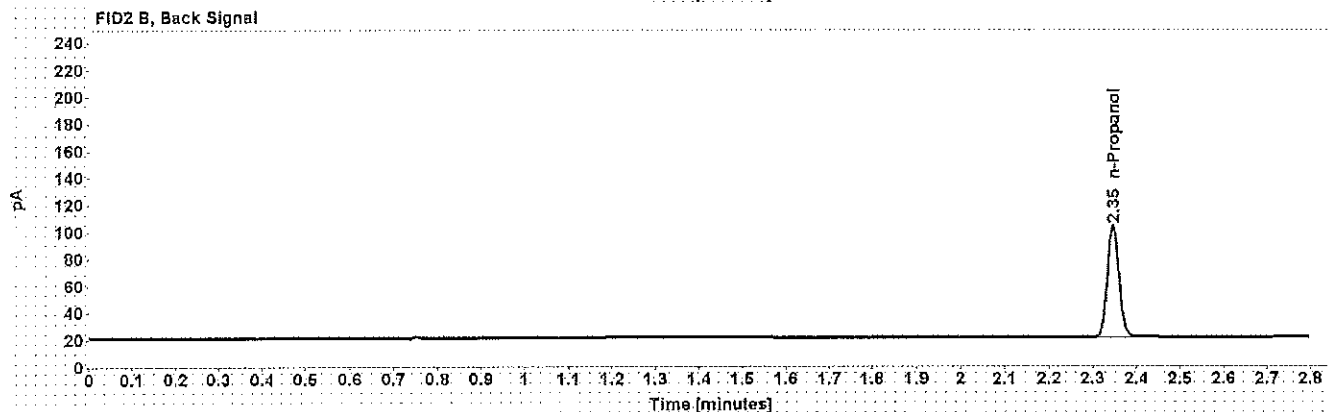
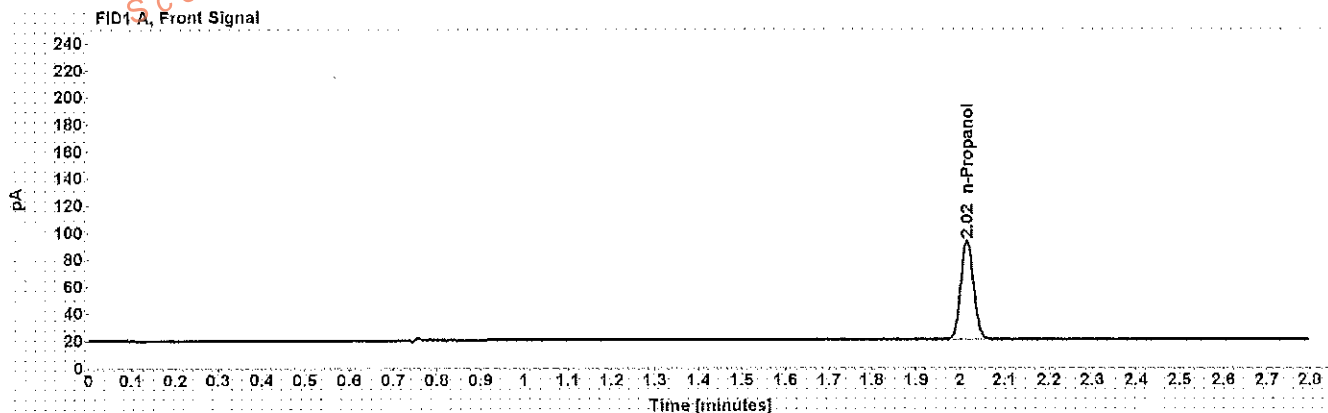


Table 1: FID 1 A (column DB-ALC1)

Compound	Amount (g/100mL)	Time (min)	Peak Area
n-Propanol	-----	2.015	149.292

Table 2: FID 2 B (column DB-ALC2)

Compound	Time (min)	Peak Area
n-Propanol	2.346	154.247

# Sequence Summary

Sequence name: 28Mar17 Instrument: US14173023 CN14180045 Analyst: Adrian

Vial	Sample	Type	Item Number	Method
1	0.020 Cerilliant FN03241604	Calibration		ethanol quant.M
2	0.100 Cerilliant FN06181501	Calibration		ethanol quant.M
3	0.200 Cerilliant FN07201502	Calibration		ethanol quant.M
4	0.400 Cerilliant FN11191402	Calibration		ethanol quant.M
5	blank 012517	Control		ethanol quant.M
6	volatiles mix 020917 WLA	Control		ethanol quant.M
7	0.400 Lipomed 08012015-C	Control		ethanol quant.M
8	0.040 Lipomed 09022015-A	Control		ethanol quant.M
9	0.20 ACQ 407041529/3	Control		ethanol quant.M
10		Sample	1138526	ethanol quant.M
11		Sample	1138526	ethanol quant.M
12		Sample	1141488	ethanol quant.M
13		Sample	1141488	ethanol quant.M
14		Sample	1144005	ethanol quant.M
15		Sample	1144005	ethanol quant.M
16		Sample	1141316	ethanol quant.M
17		Sample	1141316	ethanol quant.M
18		Sample	1141098	ethanol quant.M
19		Sample	1141098	ethanol quant.M
20	0.080 Lipomed 28082014-B	Control		ethanol quant.M
21		Sample	1141100	ethanol quant.M
22		Sample	1141100	ethanol quant.M
23		Sample	1139828	ethanol quant.M
24		Sample	1139828	ethanol quant.M
25		Sample	1139338	ethanol quant.M
26		Sample	1139338	ethanol quant.M
27		Sample	1143565	ethanol quant.M
28		Sample	1143565	ethanol quant.M
29		Sample	1111805	ethanol quant.M
30		Sample	1111805	ethanol quant.M
31	0.150 Lipomed 09022015-C	Control		ethanol quant.M
32		Sample	1117835	ethanol quant.M
33		Sample	1117835	ethanol quant.M
34		Sample	1142333	ethanol quant.M
35		Sample	1142333	ethanol quant.M
36		Sample	1141870	ethanol quant.M
37		Sample	1141870	ethanol quant.M
38		Sample	1120069	ethanol quant.M
39		Sample	1120069	ethanol quant.M
40		Sample	1145046	ethanol quant.M
41		Sample	1145046	ethanol quant.M
42	0.20 ACQ 407041529/3	Control		ethanol quant.M
43		Sample	1106874	ethanol quant.M
44		Sample	1106874	ethanol quant.M
45		Sample	1103202	ethanol quant.M
46		Sample	1103202	ethanol quant.M
47		Sample	312-01A	ethanol quant.M

## Sequence Summary

W14

48		Sample	312-01A	ethanol quant.M
49		Sample	310-01A	ethanol quant.M
50		Sample	330-01A	ethanol quant.M
51		Sample	312-01A	ethanol quant.M
52		Sample	312-01A	ethanol quant.M
53	0.080 Lipomed 28082014-B	Control		ethanol quant.M
54		Sample	1141397	ethanol quant.M
55		Sample	1141397	ethanol quant.M
56		Sample	1141690	ethanol quant.M
57		Sample	1141690	ethanol quant.M
58		Sample	1141407	ethanol quant.M
59		Sample	1141407	ethanol quant.M
60		Sample	1145328	ethanol quant.M
61		Sample	1145328	ethanol quant.M
62		Sample	1118823	ethanol quant.M
63		Sample	1118823	ethanol quant.M
64	0.40 Lipomed 08012015-C	Control		ethanol quant.M
65	0.04 Lipomed 09022015-A	Control		ethanol quant.M
66	0.20 ACQ 407041529/3	Control		ethanol quant.M
67	blank 012517	Control		ethanol quant.M

Dissemination is restricted to Criminal Justice Agencies Only. Secondary dissemination to unauthorized Agencies is PROHIBITED.

# Scottsdale Police Department Crime Laboratory Summary of Cases

SEQUENCE NAME: 28Mar17

ANALYST: Adrian

Vials	Test 1 (g/dL)	Test 2 (g/dL)	Mean (g/dL)	Percent Difference*	Absolute Difference (g/dL)*
10 11	0.2023	0.2004	0.20135	0.47	0.00095
12 13	0.1595	0.1609	0.16020	0.44	0.00070
14 15	0.0000	0.0000	0.00000	0.00	0.00000
16 17	0.0846	0.0840	0.08430	0.36	0.00030
18 19	0.2142	0.2123	0.21325	0.45	0.00095
21 22	0.2091	0.2099	0.20950	0.19	0.00040
23 24	0.1259	0.1276	0.12675	0.67	0.00085
25 26	0.1007	0.0998	0.10025	0.45	0.00045
27 28	0.1566	0.1560	0.15630	0.19	0.00030
29 30	0.2331	0.2330	0.23305	0.02	0.00005
32 33	0.2510	0.2516	0.25130	0.12	0.00030
34 35	0.0965	0.0954	0.09595	0.57	0.00055
36 37	0.0863	0.0860	0.08615	0.17	0.00015
38 39	0.1125	0.1128	0.11265	0.13	0.00015
40 41	0.3306	0.3300	0.33030	0.09	0.00030
43 44	0.1631	0.1621	0.16260	0.31	0.00050
45 46	0.3544	0.3560	0.35520	0.23	0.00080
47 48	0.1349	0.1359	0.13540	0.37	0.00050
49 50	0.2360	0.2368	0.23640	0.17	0.00040
51 52	0.2337	0.2320	0.23285	0.37	0.00085
54 55	0.0755	0.0747	0.07510	0.53	0.00040
56 57	0.1128	0.1126	0.11270	0.09	0.00010
58 59	0.0824	0.0829	0.08265	0.30	0.00025
60 61	0.2775	0.2785	0.27800	0.18	0.00050
62 63	0.0939	0.0947	0.09430	0.42	0.00040

\*Calculated differences are differences from the mean of the two results.

## Scottsdale Police Department Crime Lab Volatiles Analysis

Sample: [REDACTED]	Item number: 1138526
Injection date: 3/28/2017 4:43:08 PM	Vial: 10
Method: ethanol quant.M	Sequence: 28Mar17
Instrument: US14173023 CN14160045	Analyst: Adrian
Data file: C:\Chem32\11Data\28Mar17\10.D	

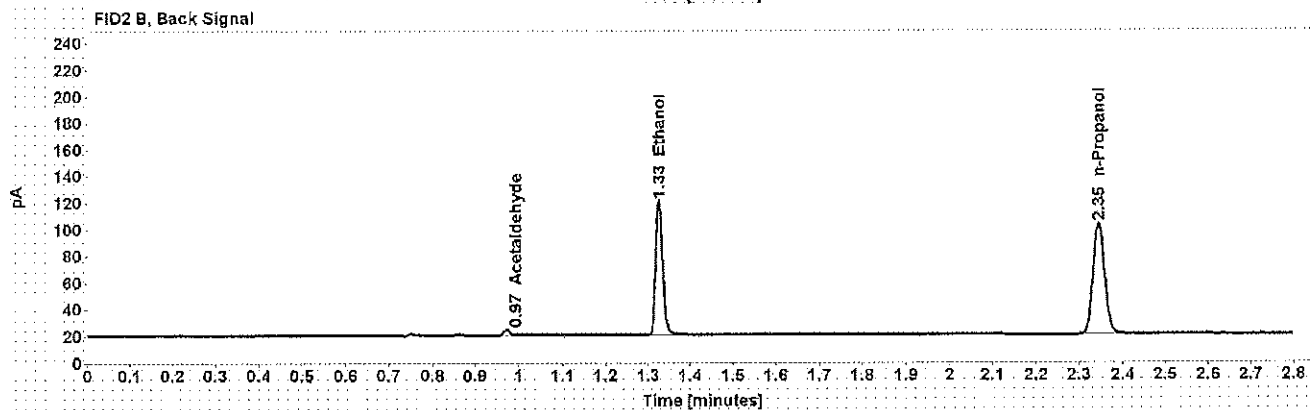
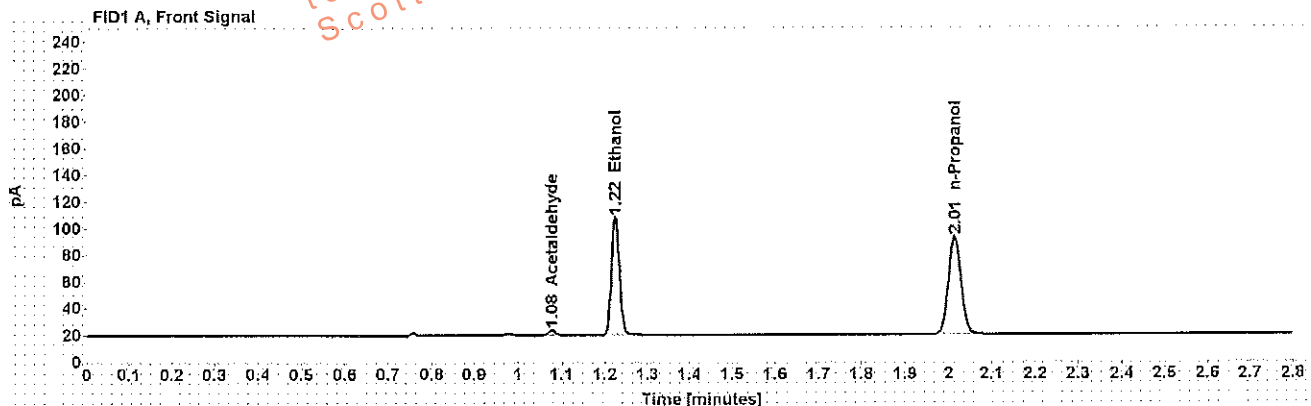


Table 1: FID 1 A (column DB-ALC1)

Compound	Amount (g/100mL)	Time (min)	Peak Area
Acetaldehyde	-----	1.078	3.882
>Ethanol	0.2023	1.224	113.211
n-Propanol	-----	2.015	149.741

Table 2: FID 2 B (column DB-ALC2)

Compound	Time (min)	Peak Area
Acetaldehyde	0.972	4.127
Ethanol	1.327	116.767
n-Propanol	2.345	154.335

## Scottsdale Police Department Crime Lab Volatiles Analysis

<b>Sample:</b> [REDACTED]	<b>Item number:</b> 1138526
<b>Injection date:</b> 3/28/2017 4:47:08 PM	<b>Vial:</b> 11
<b>Method:</b> ethanol quant.M	<b>Sequence:</b> 28Mar17
<b>Instrument:</b> US14173023 CN14160045	<b>Analyst:</b> Adrian
<b>Data file:</b> C:\Chem32\11\Data\28Mar17\11.D	

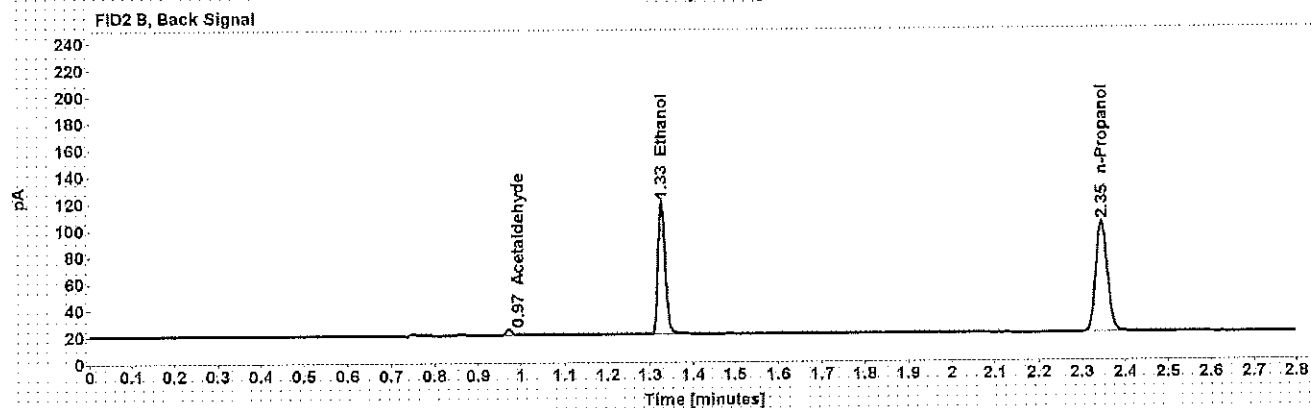
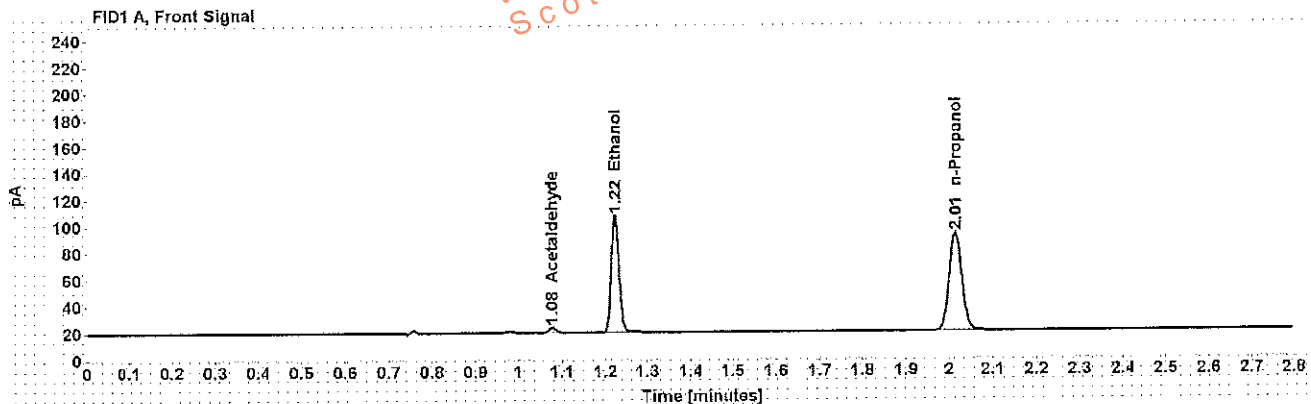


Table 1: FID 1 A (column DB-ALC1)

Compound	Amount (g/100mL)	Time (min)	Peak Area
Acetaldehyde	-----	1.078	3.930
>Ethanol	0.2004	1.224	112.069
n-Propanol	-----	2.015	149.658

Table 2: FID 2 B (column DB-ALC2)

Compound	Time (min)	Peak Area
Acetaldehyde	0.972	4.127
Ethanol	1.327	115.514
n-Propanol	2.345	154.310



## Scottsdale Police Department Crime Lab Volatiles Analysis

<b>Sample:</b> [REDACTED]	<b>Item number:</b> 1141488
<b>Injection date:</b> 3/28/2017 4:51:07 PM	<b>Vial:</b> 12
<b>Method:</b> ethanol quant.M	<b>Sequence:</b> 28Mar17
<b>Instrument:</b> US14173023 CN14160045	<b>Analyst:</b> Adrian
<b>Data file:</b> C:\Chem32\1\Data\28Mar17\12.D	

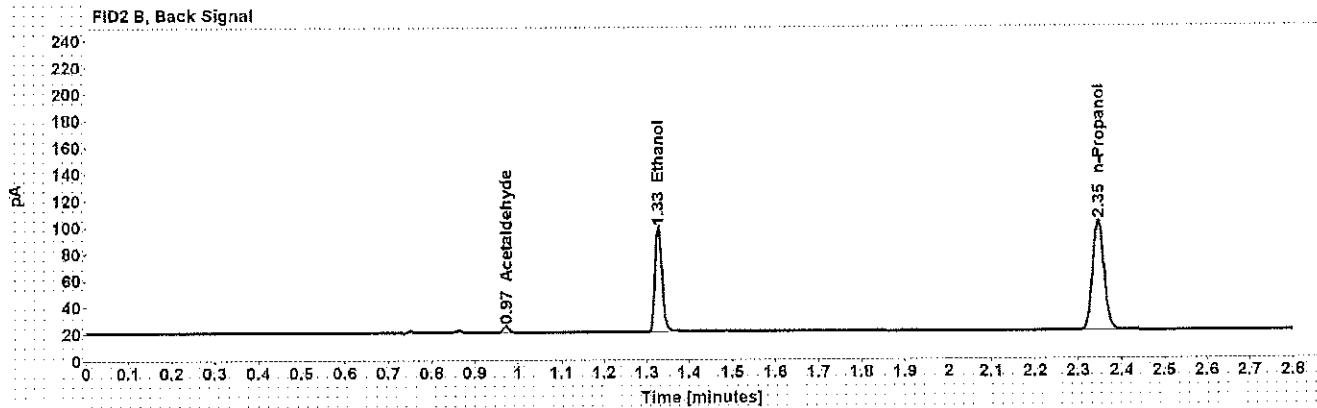
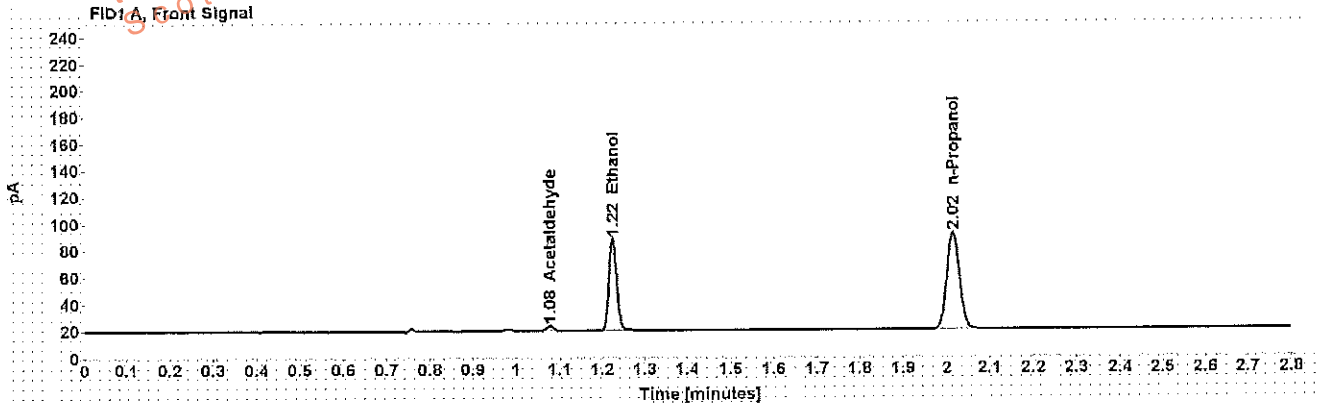


Table 1: FID 1 A (column DB-ALC1)

Compound	Amount (g/100mL)	Time (min)	Peak Area
Acetaldehyde	-----	1.078	4.006
>Ethanol	0.1595	1.225	88.088
n-Propanol	-----	2.015	148.063

Table 2: FID 2 B (column DB-ALC2)

Compound	Time (min)	Peak Area
Acetaldehyde	0.973	4.249
Ethanol	1.328	90.974
n-Propanol	2.346	152.788

## Scottsdale Police Department Crime Lab Volatiles Analysis

Sample:	[REDACTED]	Item number:	1141488
Injection date:	3/28/2017 4:55:23 PM	Vial:	13
Method:	ethanol quant.M	Sequence:	28Mar17
Instrument:	US14173023 CN14160045	Analyst:	Adrian
Data file:	C:\Chem32\11Data\28Mar17\13.D		

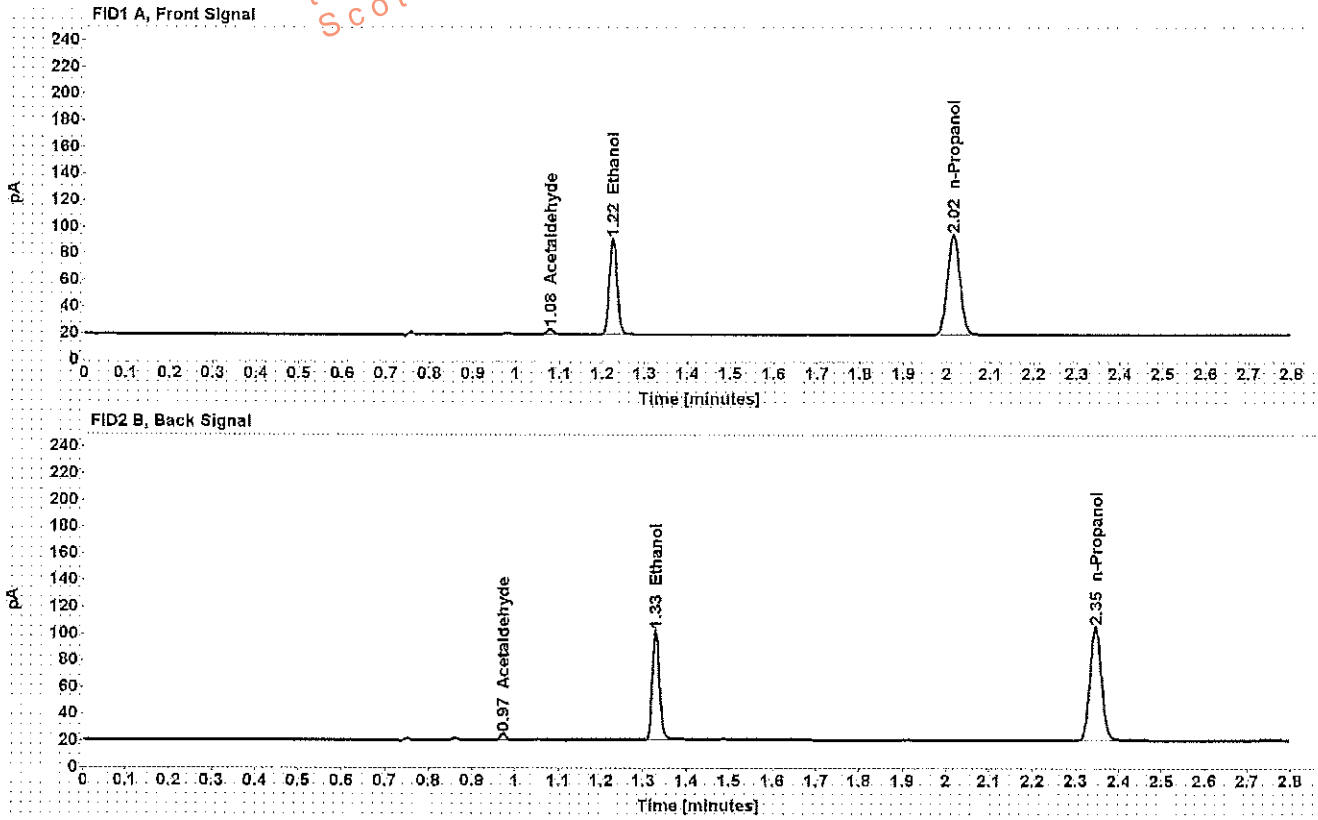


Table 1: FID 1 A (column DB-ALC1)

Compound	Amount (g/100mL)	Time (min)	Peak Area
Acetaldehyde	-----	1.078	4.131
>Ethanol	0.1609	1.225	91.915
n-Propanol	-----	2.015	153.149

Table 2: FID 2 B (column DB-ALC2)

Compound	Time (min)	Peak Area
Acetaldehyde	0.973	4.430
Ethanol	1.328	95.086
n-Propanol	2.346	158.096

## Scottsdale Police Department Crime Lab Volatiles Analysis

<b>Sample:</b> [REDACTED]	<b>Item number:</b> 1144005
<b>Injection date:</b> 3/28/2017 4:59:22 PM	<b>Vial:</b> 14
<b>Method:</b> ethanol quant.M	<b>Sequence:</b> 28Mar17
<b>Instrument:</b> US14173023 CN14160045	<b>Analyst:</b> Adrian
<b>Data file:</b> C:\Chem32\1\Data\28Mar17\14.D	

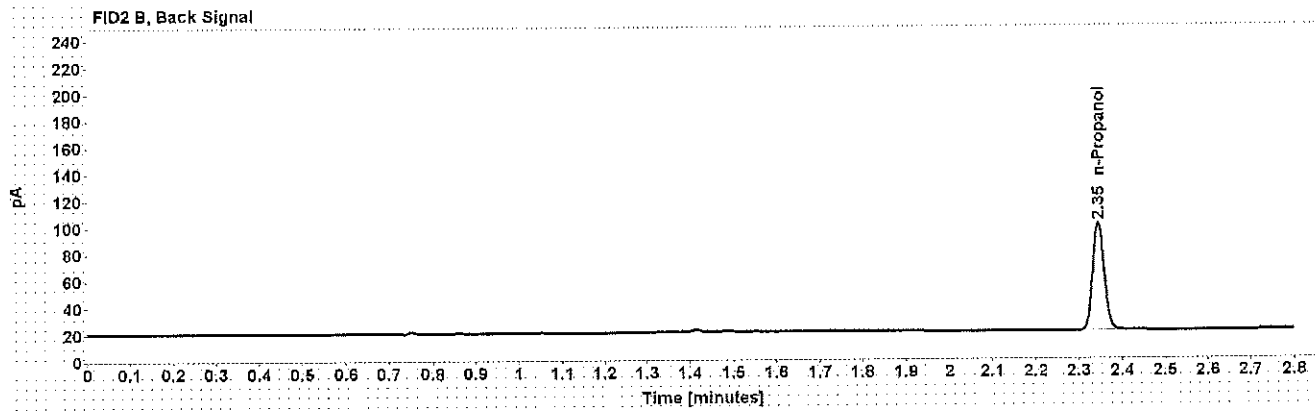
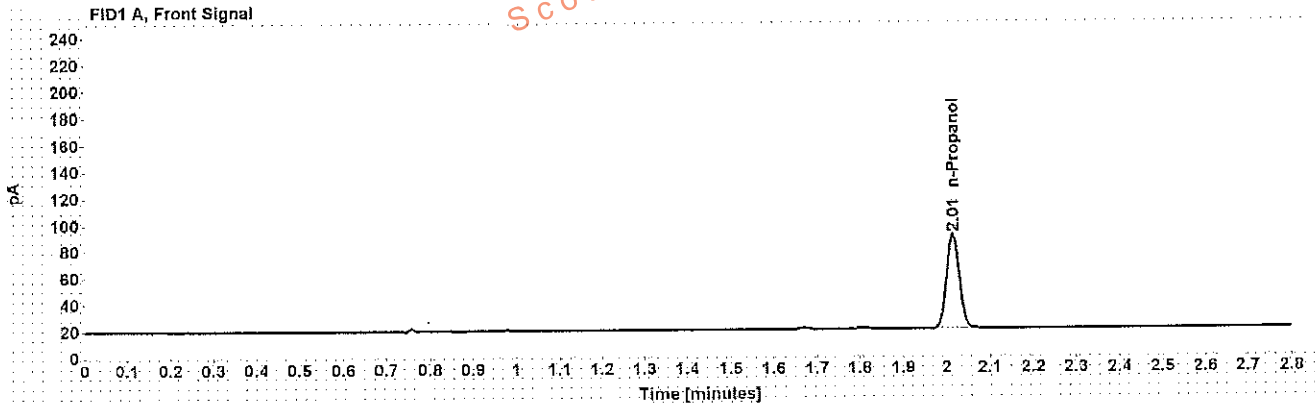


Table 1: FID 1 A (column DB-ALC1)

Compound	Amount (g/100mL)	Time (min)	Peak Area
n-Propanol	-----	2.015	145.033

Table 2: FID 2 B (column DB-ALC2)

Compound	Time (min)	Peak Area
n-Propanol	2.345	150.045

Case: [REDACTED] User: wadrian 3/30/2017

### Scottsdale Police Department Crime Lab Volatiles Analysis

Sample: [REDACTED] Item number: 1144005  
Injection date: 3/28/2017 5:03:22 PM Vial: 15  
Method: ethanol quant.M Sequence: 28Mar17  
Instrument: US14173023 CN14160045 Analyst: Adrian  
Data file: C:\Chem32\1\Data\28Mar17\15.D

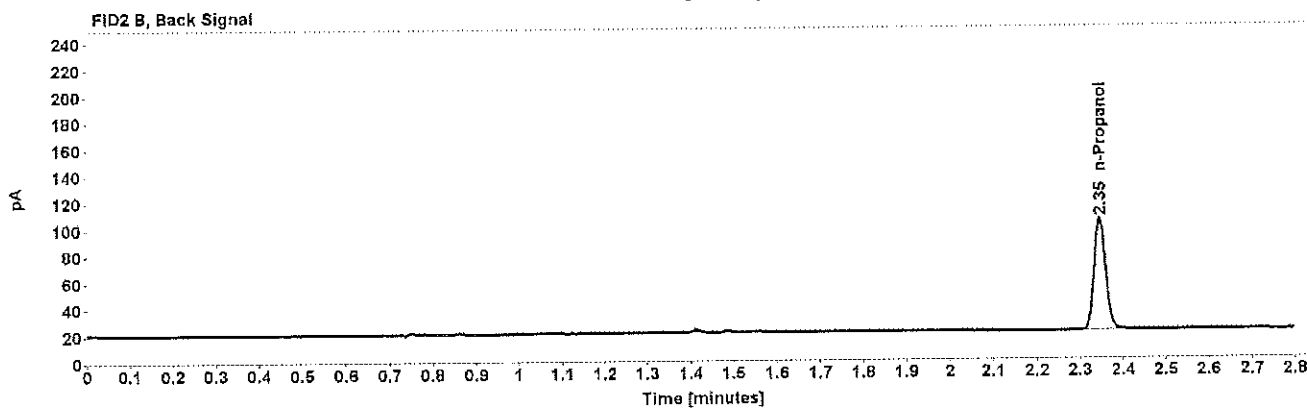
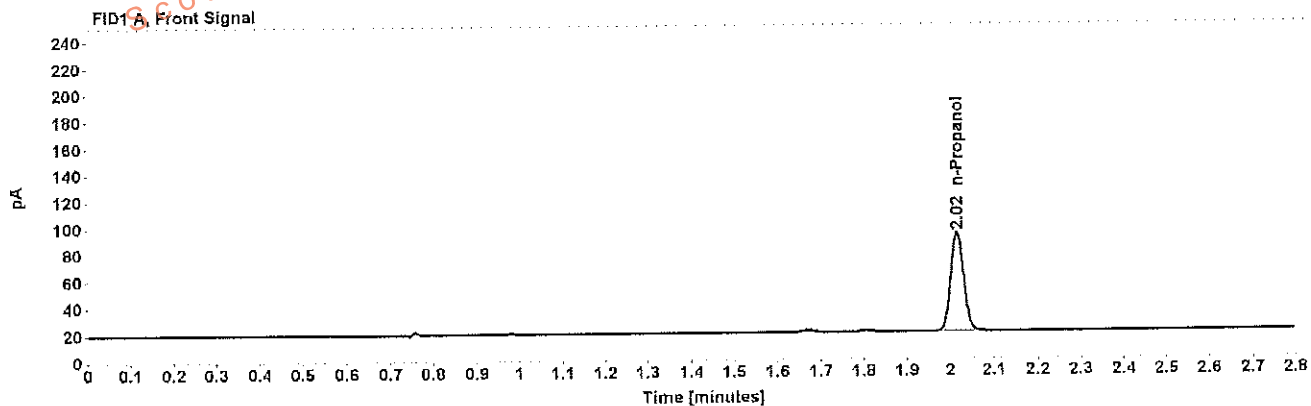


Table 1: FID 1 A (column DB-ALC1)

Compound	Amount (g/100mL)	Time (min)	Peak Area
n-Propanol	-----	2.015	150.058

Table 2: FID 2 B (column DB-ALC2)

Compound	Time (min)	Peak Area
n-Propanol	2.346	155.077

**Scottsdale Police Department Crime Lab Volatiles Analysis**

Sample:	[REDACTED]	Item number:	1141316
Injection date:	3/28/2017 5:07:22 PM	Vial:	16
Method:	ethanol quant.M	Sequence:	28Mar17
Instrument:	US14173023 CN14160045	Analyst:	Adrian
Data file:	C:\Chem3211\Data\28Mar17\16.D		

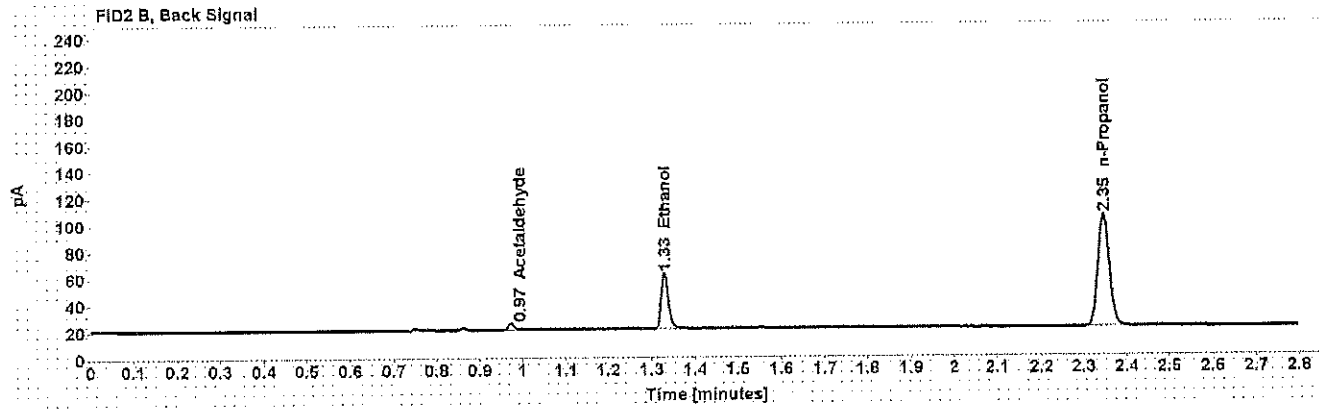
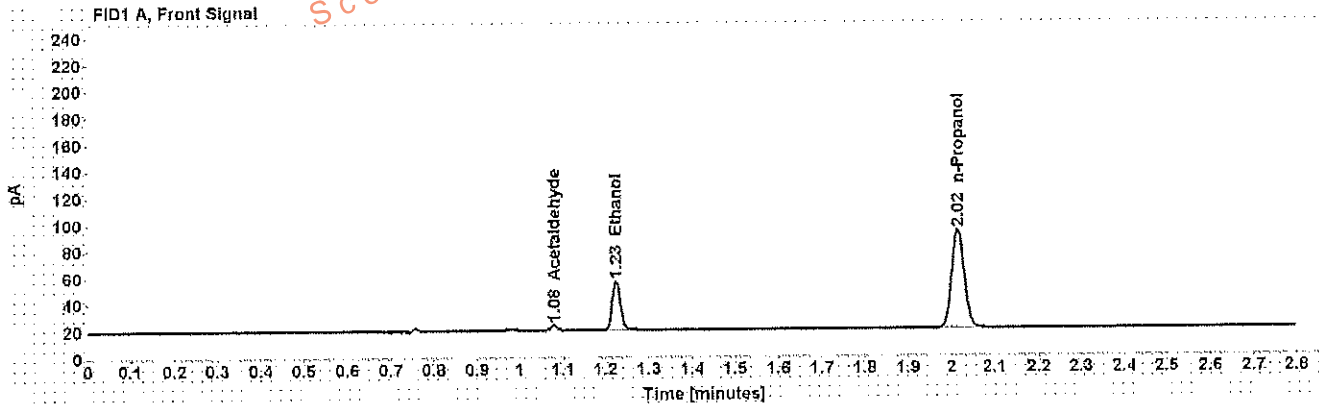


Table 1: FID 1 A (column DB-ALC1)

Compound	Amount (g/100mL)	Time (min)	Peak Area
Acetaldehyde	-----	1.078	4.096
>Ethanol	0.0846	1.225	47.158
n-Propanol	-----	2.015	150.548

Table 2: FID 2 B (column DB-ALC2)

Compound	Time (min)	Peak Area
Acetaldehyde	0.973	4.382
Ethanol	1.329	48.495
n-Propanol	2.346	155.511

## Scottsdale Police Department Crime Lab Volatiles Analysis

Sample:	[REDACTED]	Item number:	1141316
Injection date:	3/28/2017 5:11:22 PM	Vial:	17
Method:	ethanol quant.M	Sequence:	28Mar17
Instrument:	US14173023 CN14160045	Analyst:	Adrian
Data file:	C:\Chem32\1\Data\28Mar17\17.D		

Dissemination is restricted to Criminal Justice Agencies and authorized Non-C.J. Agencies ONLY. Secondary dissemination to unauthorized agencies is PROHIBITED.  
Scottsdale City Prosecutor

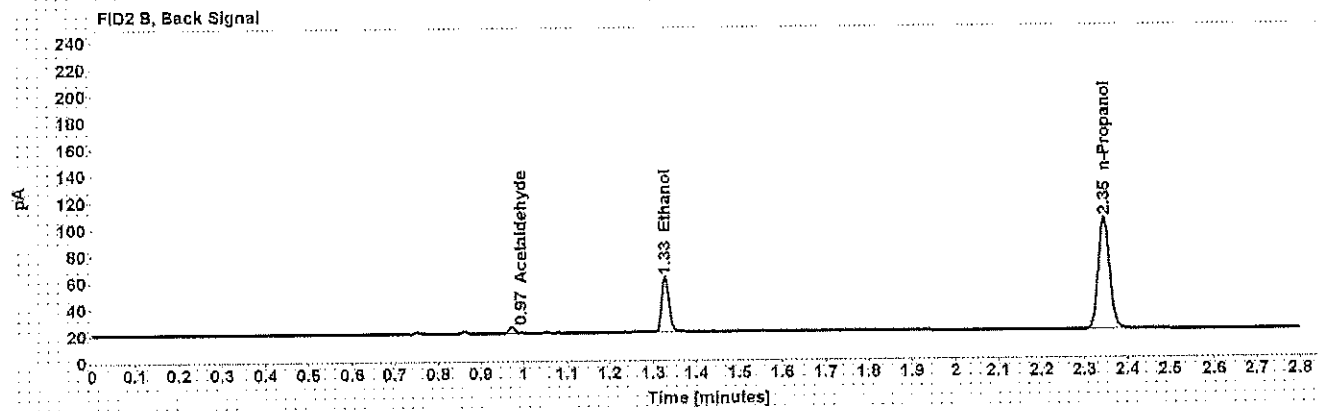
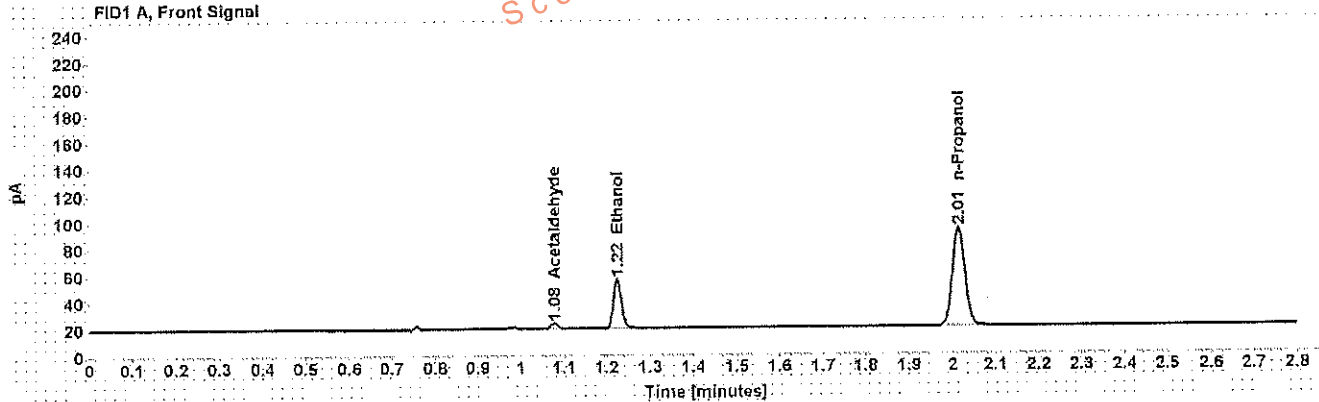


Table 1: FID 1 A (column DB-ALC1)

Compound	Amount (g/100mL)	Time (min)	Peak Area
Acetaldehyde	-----	1.078	4.139
>Ethanol	0.0840	1.225	46.841
n-Propanol	-----	2.015	150.553

Table 2: FID 2 B (column DB-ALC2)

Compound	Time (min)	Peak Area
Acetaldehyde	0.972	4.405
Ethanol	1.328	48.256
n-Propanol	2.345	155.409

## Scottsdale Police Department Crime Lab Volatiles Analysis

<b>Sample:</b> [REDACTED]	<b>Item number:</b> 1141098
<b>Injection date:</b> 3/28/2017 5:15:23 PM	<b>Vial:</b> 18
<b>Method:</b> ethanol quant.M	<b>Sequence:</b> 28Mar17
<b>Instrument:</b> US14173023 CN14160045	<b>Analyst:</b> Adrian
<b>Data file:</b> C:\Chem3211\Data\28Mar17\18.D	

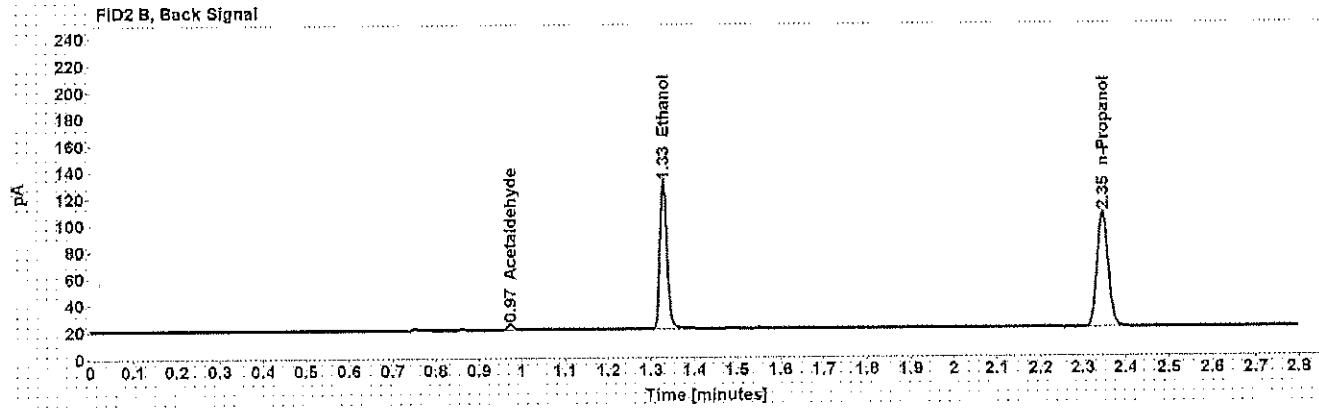
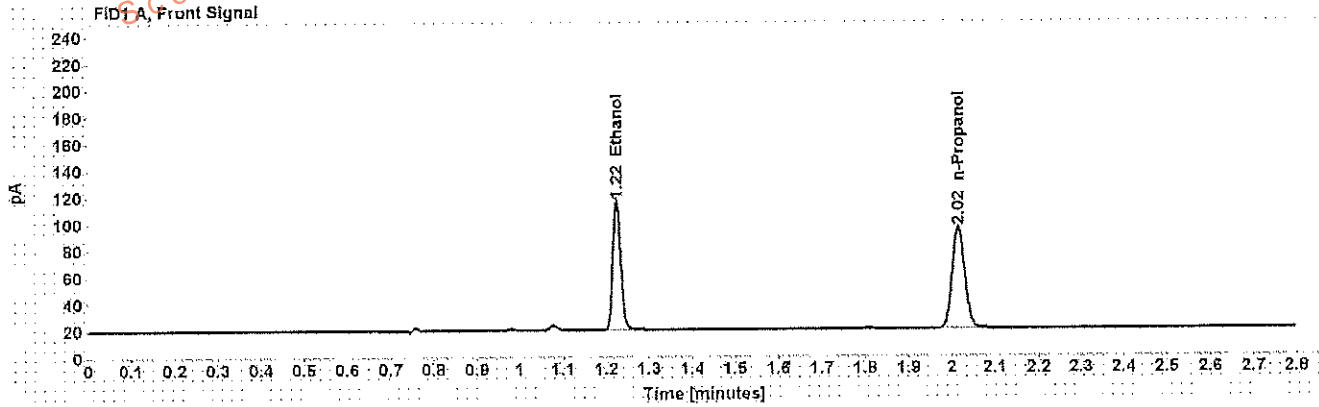


Table 1: FID 1 A (column DB-ALC1)

Compound	Amount (g/100mL)	Time (min)	Peak Area
>Ethanol	0.2142	1.225	123.824
n-Propanol	-----	2.015	154.645

Table 2: FID 2 B (column DB-ALC2)

Compound	Time (min)	Peak Area
Acetaldehyde	0.973	3.799
Ethanol	1.328	128.068
n-Propanol	2.346	159.543

## Scottsdale Police Department Crime Lab Volatiles Analysis

<b>Sample:</b> [REDACTED]	<b>Item number:</b> 1141098
<b>Injection date:</b> 3/28/2017 5:19:37 PM	<b>Vial:</b> 19
<b>Method:</b> ethanol quant.M	<b>Sequence:</b> 28Mar17
<b>Instrument:</b> US14173023 CN14160045	<b>Analyst:</b> Adrian
<b>Data file:</b> C:\Chem3211\Data\28Mar17\19.D	

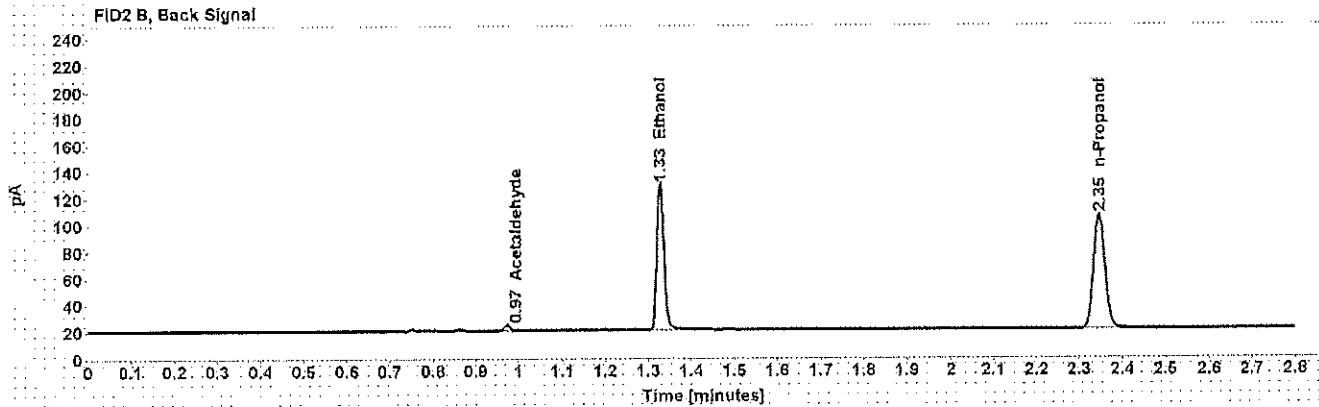
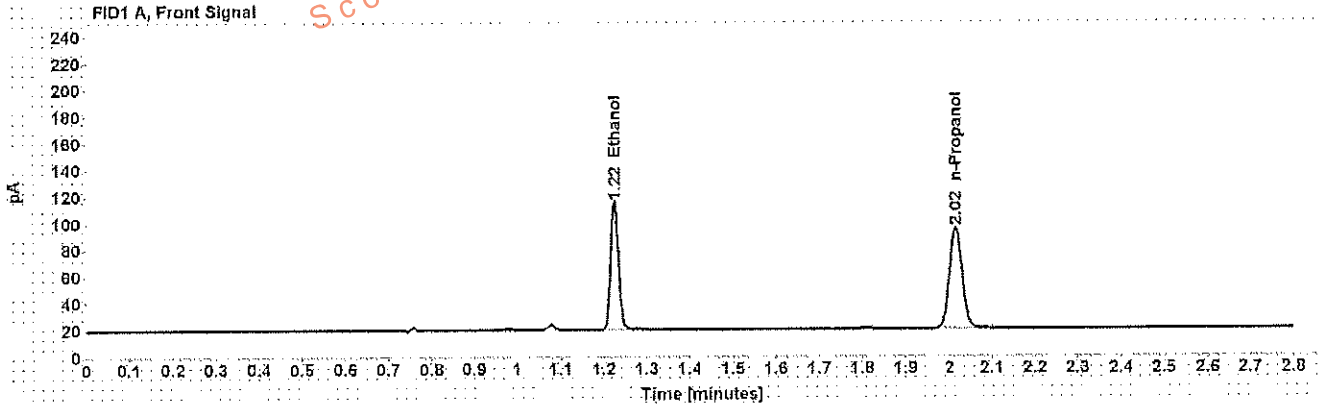


Table 1: FID 1 A (column DB-ALC1)

Compound	Amount (g/100mL)	Time (min)	Peak Area
>Ethanol	0.2123	1.225	122.389
n-Propanol	-----	2.015	154.252

Table 2: FID 2 B (column DB-ALC2)

Compound	Time (min)	Peak Area
Acetaldehyde	0.973	3.830
Ethanol	1.328	127.050
n-Propanol	2.346	159.118



## Scottsdale Police Department Crime Lab Volatiles Analysis

Sample: [REDACTED]	Item number: 1141100
Injection date: 3/28/2017 5:27:37 PM	Vial: 21
Method: ethanol quant.M	Sequence: 28Mar17
Instrument: US14173023 CN14160045	Analyst: Adrian
Data file: C:\Chem32\1\Data\28Mar17\21.D	

Dissemination is restricted to Criminal Justice Agencies and authorized Non-C.J. Agencies ONLY. Secondary dissemination to unauthorized agencies is PROHIBITED. Scottsdale City Prosecutor

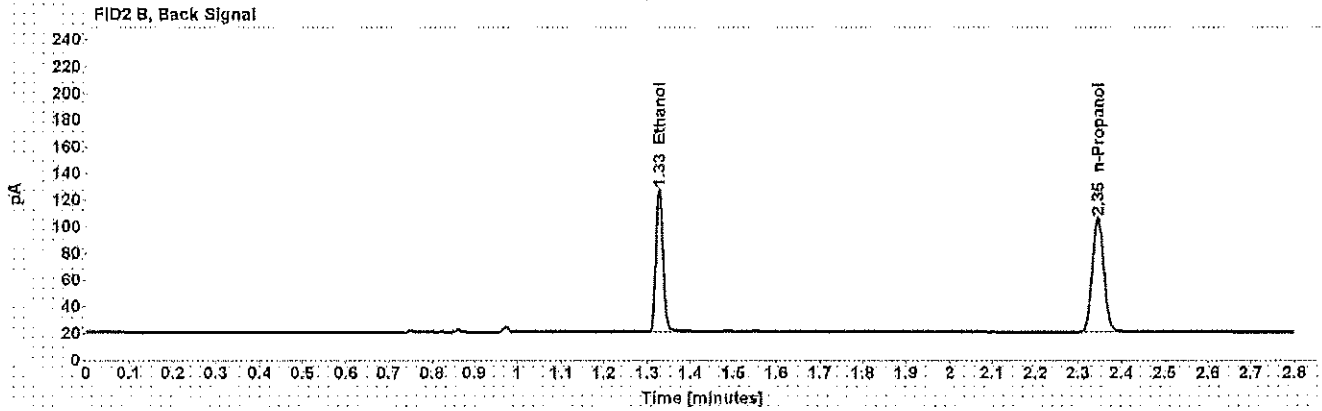
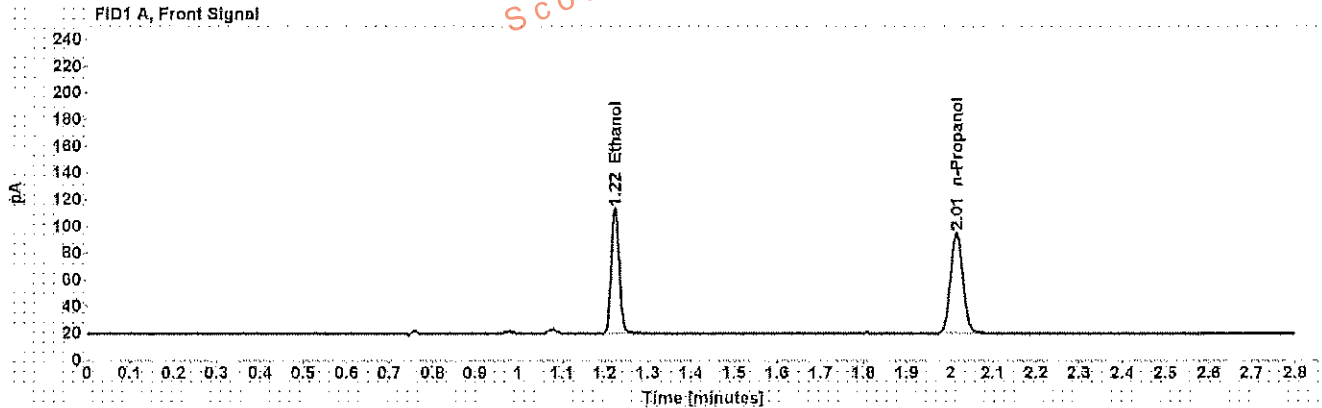


Table 1: FID 1 A (column DB-ALC1)

Compound	Amount (g/100mL)	Time (min)	Peak Area
>Ethanol	0.2091	1.224	120.152
n-Propanol	-----	2.015	153.748

Table 2: FID 2 B (column DB-ALC2)

Compound	Time (min)	Peak Area
Ethanol	1.327	124.307
n-Propanol	2.345	158.715

## Scottsdale Police Department Crime Lab Volatiles Analysis

<b>Sample:</b> [REDACTED]	<b>Item number:</b> 1141100
<b>Injection date:</b> 3/28/2017 5:31:38 PM	<b>Vial:</b> 22
<b>Method:</b> ethanol quant.M	<b>Sequence:</b> 28Mar17
<b>Instrument:</b> US14173023 CN14160045	<b>Analyst:</b> Adrian
<b>Data file:</b> C:\Chem3211\Data\28Mar17\22.D	

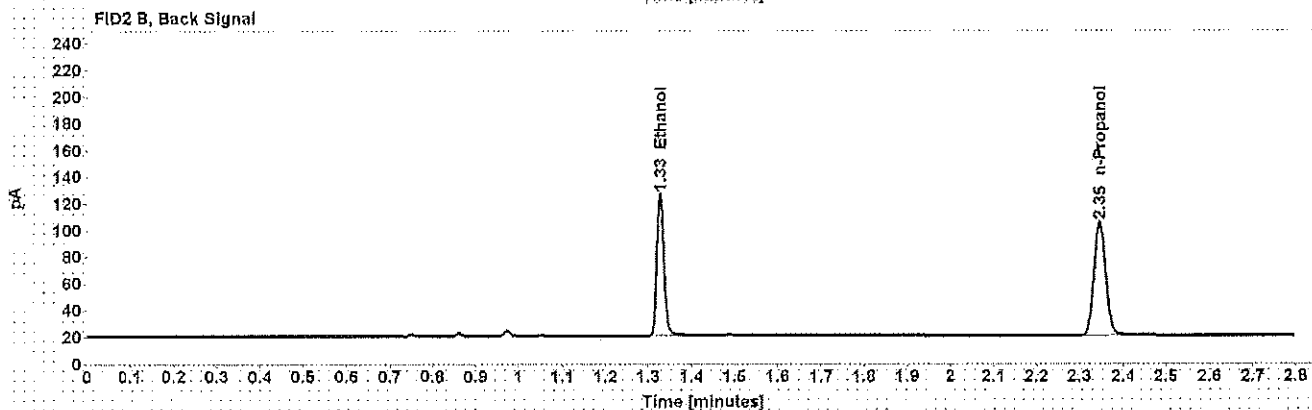
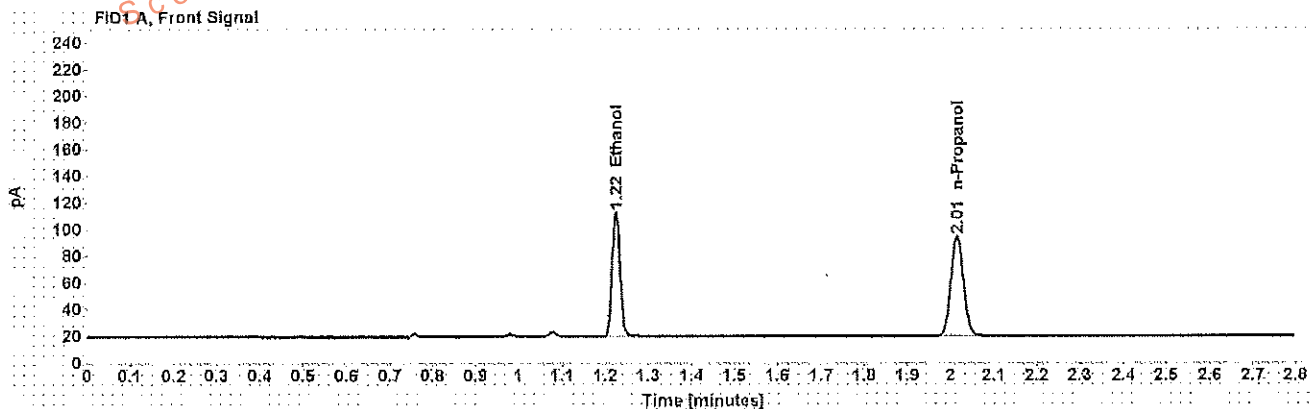


Table 1: FID 1 A (column DB-ALC1)

Compound	Amount (g/100mL)	Time (min)	Peak Area
>Ethanol	0.2099	1.224	119.686
n-Propanol	-----	2.015	152.553

Table 2: FID 2 B (column DB-ALC2)

Compound	Time (min)	Peak Area
Ethanol	1.328	123.531
n-Propanol	2.346	157.495

Case: [REDACTED] User: wadrian 3/30/2017

## Scottsdale Police Department Crime Lab Volatiles Analysis

Sample: [REDACTED]	Item number: 1139828
Injection date: 3/28/2017 5:35:38 PM	Vial: 23
Method: ethanol quant M	Sequence: 28Mar17
Instrument: US14173023 CN14160045	Analyst: Adrian
Data file: C:\Chem3211\Data\28Mar17\23.D	

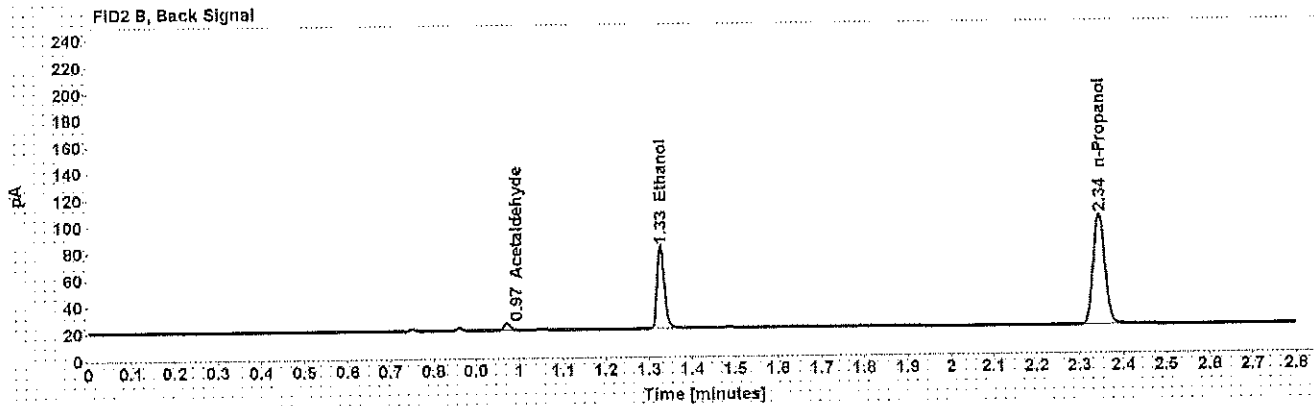
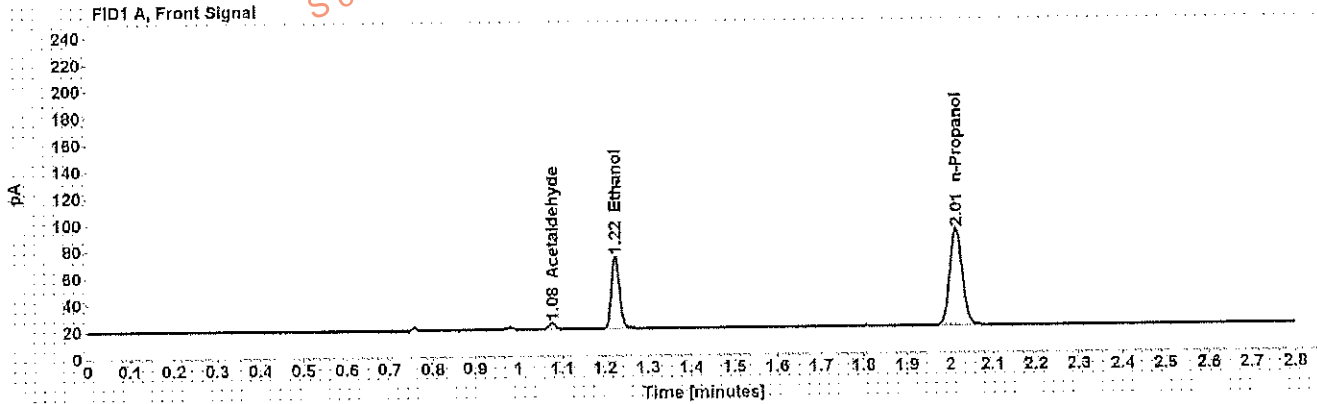


Table 1: FID 1 A (column DB-ALC1)

Compound	Amount (g/100mL)	Time (min)	Peak Area
Acetaldehyde	-----	1.078	4,688
>Ethanol	0.1259	1.224	69,497
n-Propanol	-----	2.014	148,326

Table 2: FID 2 B (column DB-ALC2)

Compound	Time (min)	Peak Area
Acetaldehyde	0.972	5,017
Ethanol	1.327	71,600
n-Propanol	2.344	153,264

## Scottsdale Police Department Crime Lab Volatiles Analysis

<b>Sample:</b> [REDACTED]	<b>Item number:</b> 1139828
<b>Injection date:</b> 3/28/2017 5:39:37 PM	<b>Vial:</b> 24
<b>Method:</b> ethanol quant.M	<b>Sequence:</b> 28Mar17
<b>Instrument:</b> US14173023 CN14160045	<b>Analyst:</b> Adrian
<b>Data file:</b> C:\Chem32\1\Data\28Mar17\24.D	

Dissemination is restricted to Criminal Justice Agencies and authorized Non-C.J. Agencies ONLY. Secondary dissemination to unauthorized agencies is PROHIBITED.  
Scottsdale City Prosecutor

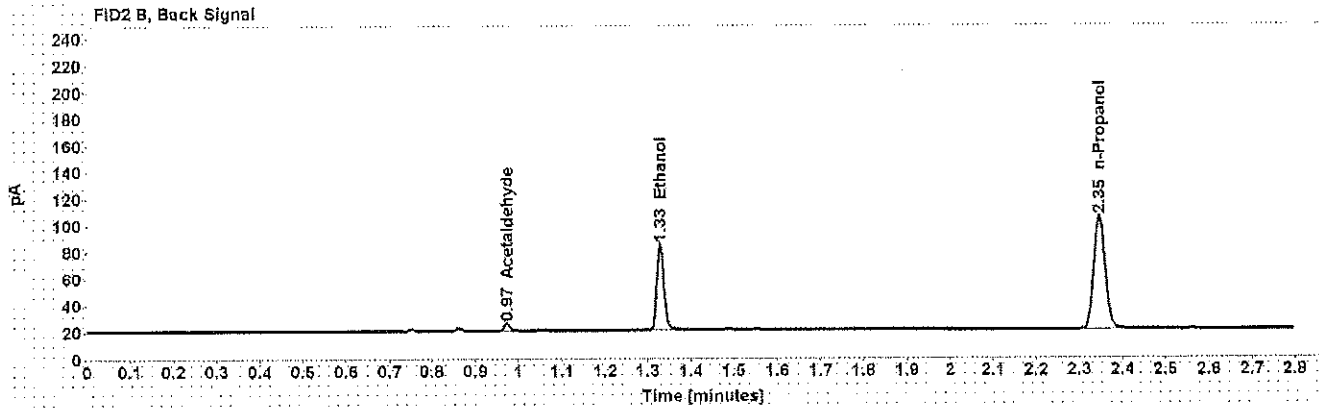
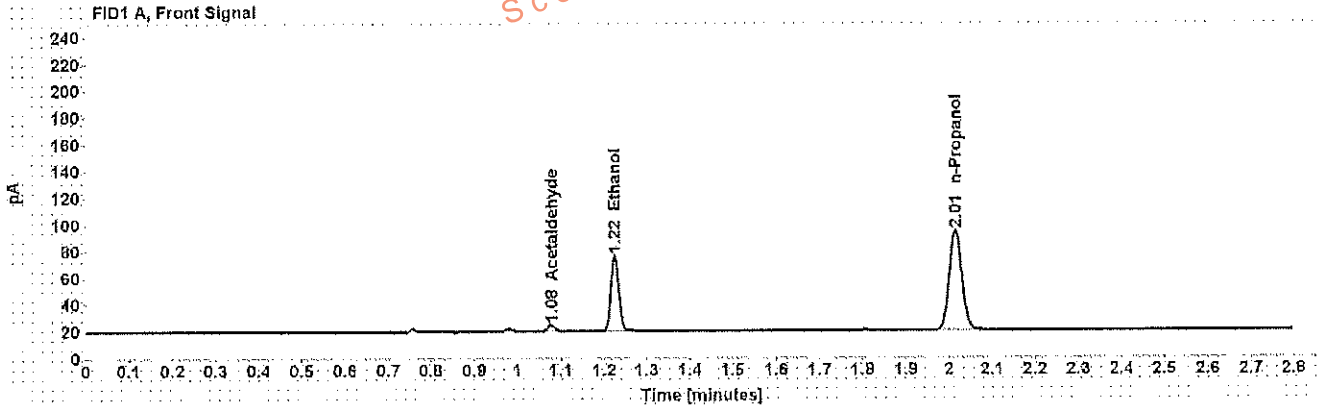


Table 1: FID 1 A (column DB-ALC1)

Compound	Amount (g/100mL)	Time (min)	Peak Area
Acetaldehyde	-----	1.078	4.883
>Ethanol	0.1276	1.225	72.247
n-Propanol	-----	2.015	152.064

Table 2: FID 2 B (column DB-ALC2)

Compound	Time (min)	Peak Area
Acetaldehyde	0.973	5.158
Ethanol	1.328	74.478
n-Propanol	2.346	157.288

## Scottsdale Police Department Crime Lab Volatiles Analysis

<b>Sample:</b> [REDACTED]	<b>Item number:</b> 1139338
<b>Injection date:</b> 3/28/2017 5:43:54 PM	<b>Vial:</b> 25
<b>Method:</b> ethanol quant.M	<b>Sequence:</b> 28Mar17
<b>Instrument:</b> US14173023 CN14160045	<b>Analyst:</b> Adrian
<b>Data file:</b> C:\Chem32\1\Data\28Mar17\25.D	

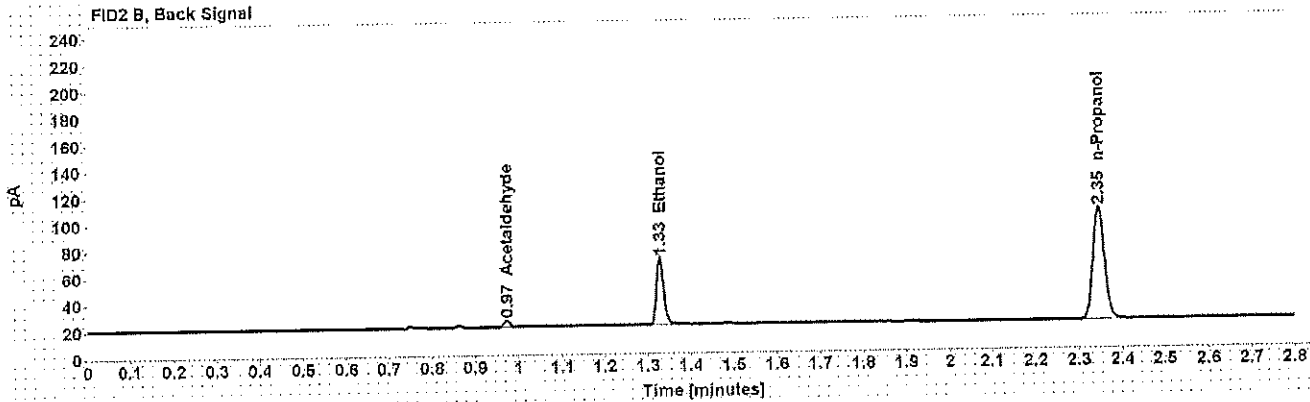
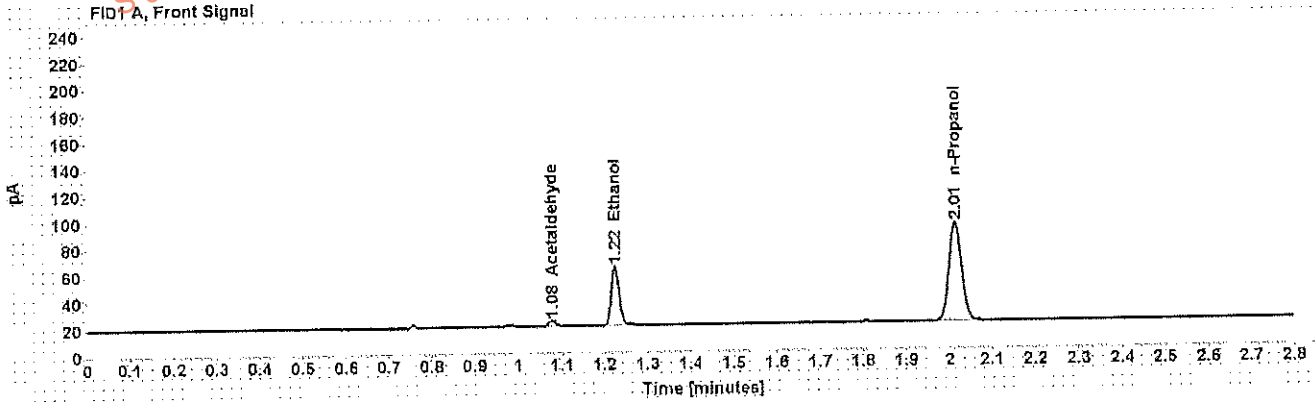


Table 1: FID 1 A (column DB-ALC1)

Compound	Amount (g/100mL)	Time (min)	Peak Area
Acetaldehyde	-----	1.078	4.282
>Ethanol	0.1007	1.225	56.353
n-Propanol	-----	2.015	150.781

Table 2: FID 2 B (column DB-ALC2)

Compound	Time (min)	Peak Area
Acetaldehyde	0.973	4.550
Ethanol	1.328	57.924
n-Propanol	2.345	155.782

## Scottsdale Police Department Crime Lab Volatiles Analysis

Sample: [REDACTED]	Item number: 1139338
Injection date: 3/28/2017 5:47:53 PM	Vial: 26
Method: ethanol quant M	Sequence: 28Mar17
Instrument: US14173023 CN14160045	Analyst: Adrian
Data file: C:\Chem32\11\Data\28Mar17\26.D	

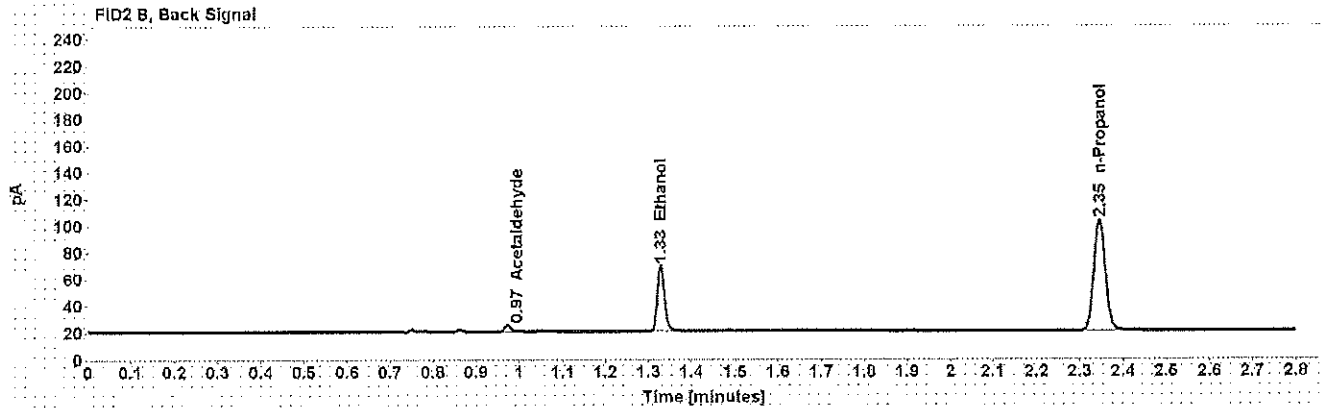
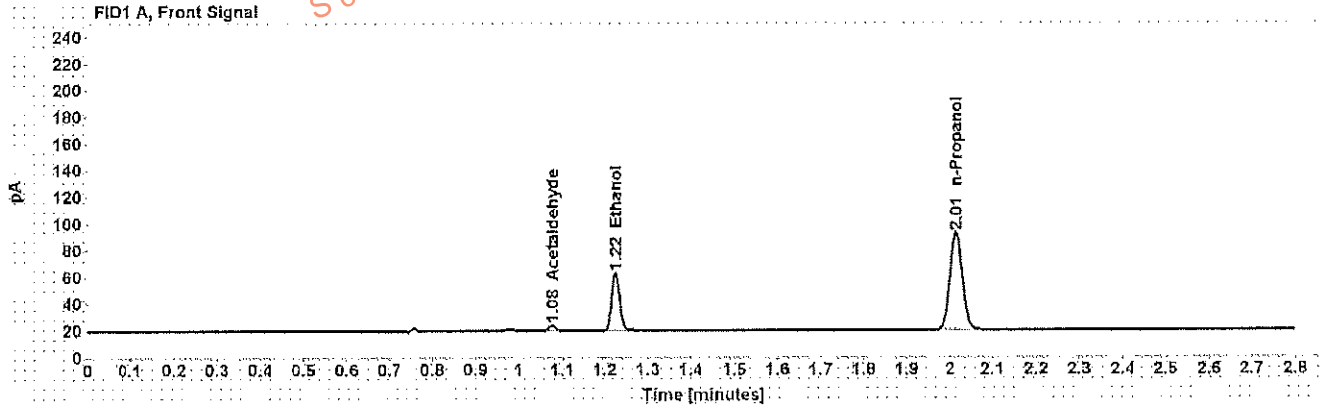


Table 1: FID 1 A (column DB-ALC1)

Compound	Amount (g/100mL)	Time (min)	Peak Area
Acetaldehyde	-----	1.078	4.273
>Ethanol	0.0998	1.225	55.283
n-Propanol	-----	2.015	149.222

Table 2: FID 2 B (column DB-ALC2)

Compound	Time (min)	Peak Area
Acetaldehyde	0.972	4.552
Ethanol	1.328	56.978
n-Propanol	2.345	154.133

Case: [REDACTED] User: wadrian 3/30/2017

# Scottsdale Police Department Crime Lab Volatiles Analysis

Sample: [REDACTED] Item number: 1143565  
Injection date: 3/28/2017 5:51:53 PM Vial: 27  
Method: ethanol quant.M Sequence: 28Mar17  
Instrument: US14173023 CN14160045 Analyst: Adrian  
Data file: C:\Chem32\1\Data\28Mar17\27.D

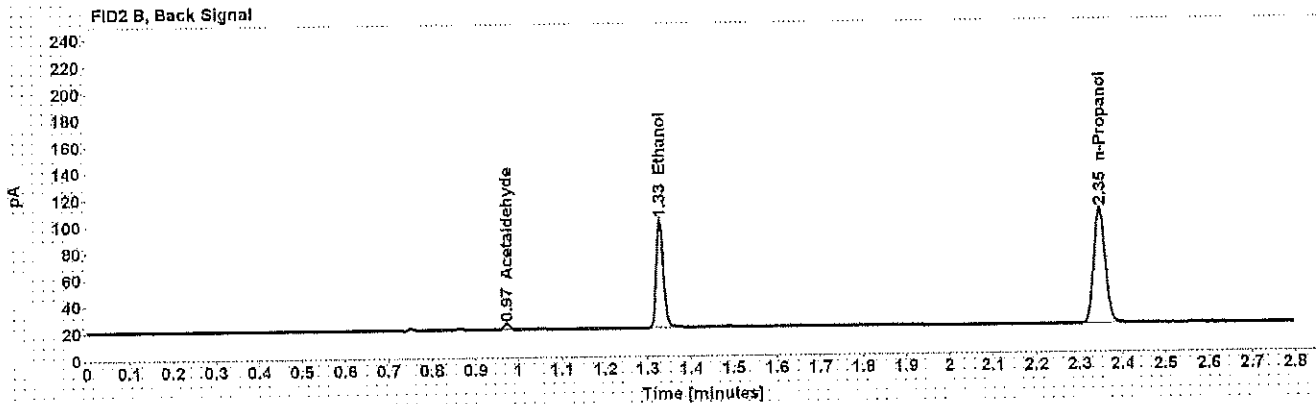
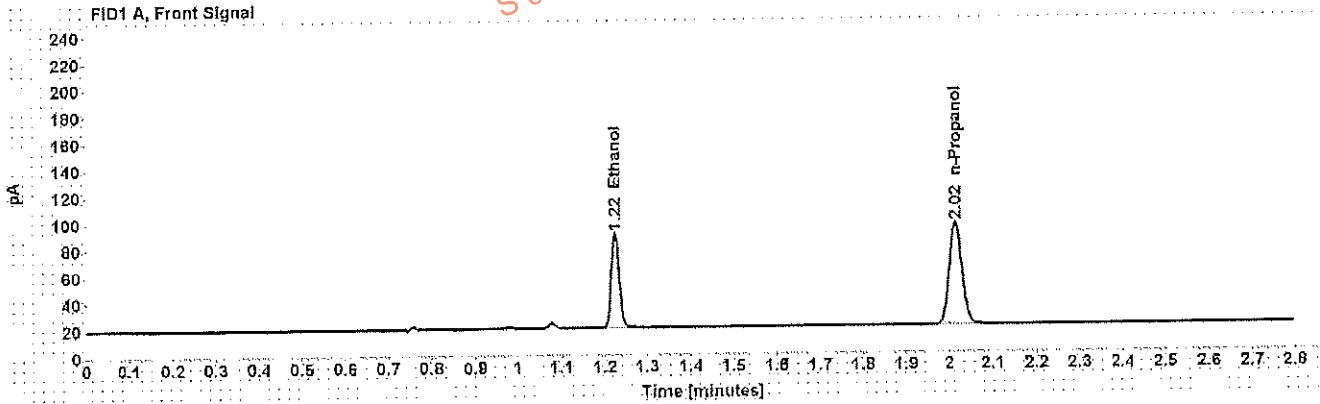


Table 1: FID 1 A (column DB-ALC1)

Compound	Amount (g/100mL)	Time (min)	Peak Area
>Ethanol	0.1566	1.225	90.958
n-Propanol	-----	2.015	155.747

Table 2: FID 2 B (column DB-ALC2)

Compound	Time (min)	Peak Area
Acetaldehyde	0.973	3.886
Ethanol	1.328	93.566
n-Propanol	2.346	160.764

## Scottsdale Police Department Crime Lab Volatiles Analysis

<b>Sample:</b> [REDACTED]	<b>Item number:</b> 1143565
<b>Injection date:</b> 3/28/2017 5:55:52 PM	<b>Vial:</b> 28
<b>Method:</b> ethanol quant.M	<b>Sequence:</b> 28Mar17
<b>Instrument:</b> US14173023 CN14160045	<b>Analyst:</b> Adrian
<b>Data file:</b> C:\Chem3211\Data\28Mar17\28.D	

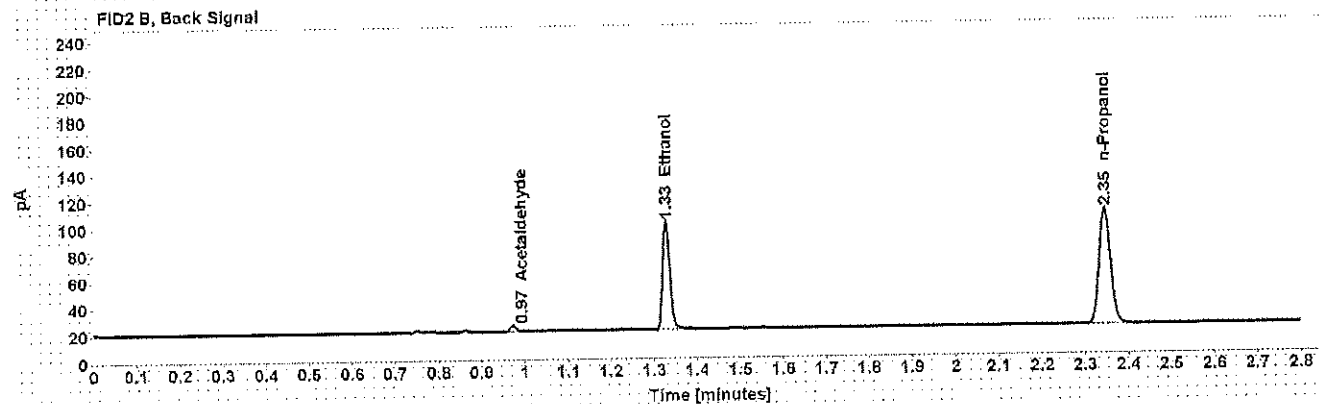
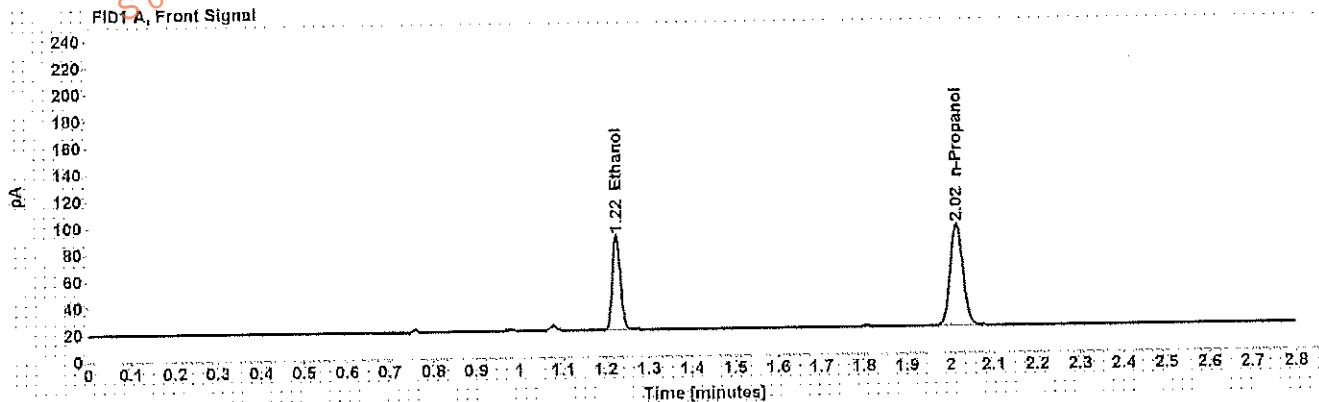


Table 1: FID 1 A (column DB-ALC1)

Compound	Amount (g/100mL)	Time (min)	Peak Area
>Ethanol	0.1560	1.225	90.811
n-Propanol	-----	2.015	156.061

Table 2: FID 2 B (column DB-ALC2)

Compound	Time (min)	Peak Area
Acetaldehyde	0.973	3.932
Ethanol	1.328	93.434
n-Propanol	2.346	160.957



Case: [REDACTED] User: wadrian 3/30/2017

# Scottsdale Police Department Crime Lab Volatiles Analysis

Sample: [REDACTED] Item number: 1111805  
Injection date: 3/28/2017 5:59:52 PM Vial: 29  
Method: ethanol quant M Sequence: 28Mar17  
Instrument: US14173023 CN14160045 Analyst: Adrian  
Data file: C:\Chem3211\Data\28Mar17\29.D

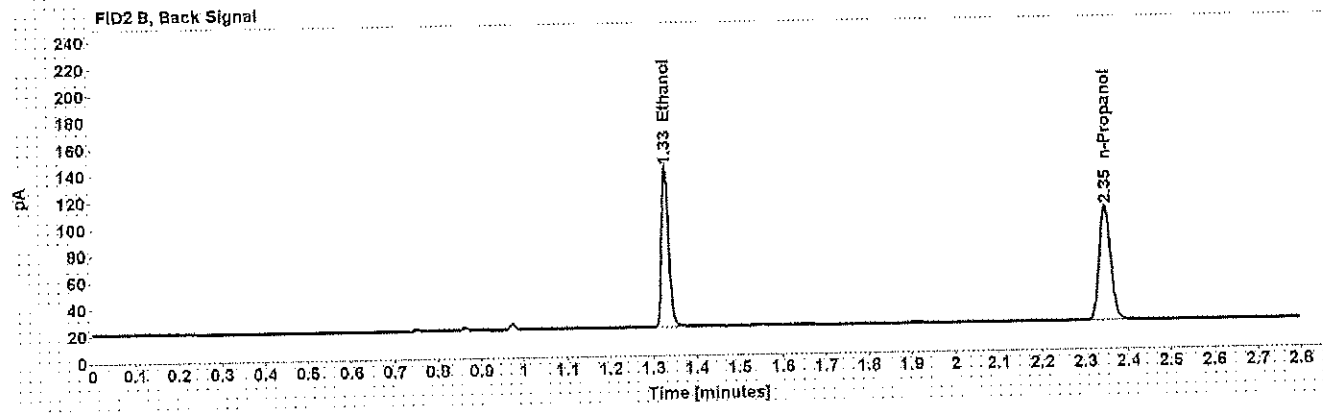
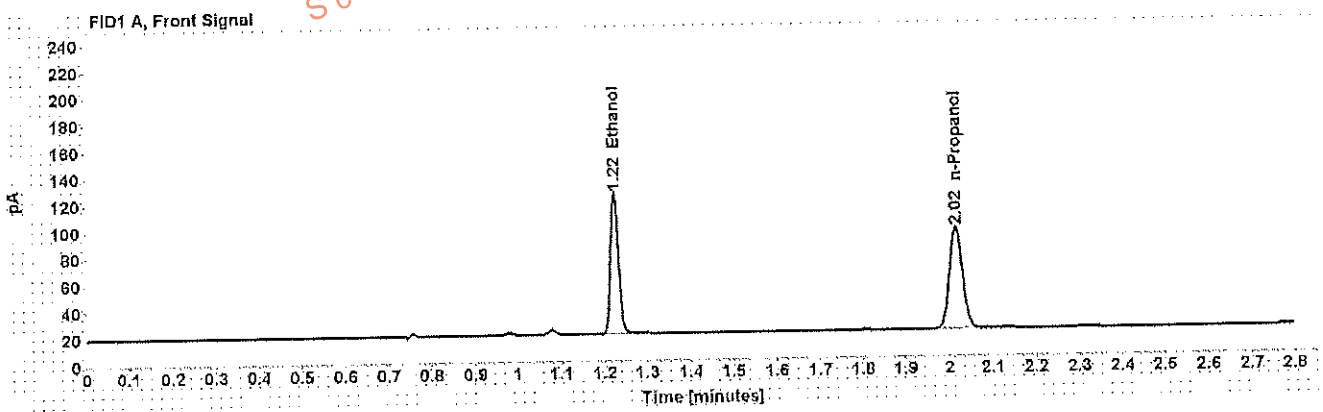


Table 1: FID 1 A (column DB-ALC1)

Compound	Amount (g/100mL)	Time (min)	Peak Area
>Ethanol	0.2331	1.225	134.720
n-Propanol	-----	2.015	154.514

Table 2: FID 2 B (column DB-ALC2)

Compound	Time (min)	Peak Area
Ethanol	1.328	139.493
n-Propanol	2.346	159.718

Case: [REDACTED] User: wadrian 3/30/2017

### Scottsdale Police Department Crime Lab Volatiles Analysis

Sample: [REDACTED] Item number: 1111805  
Injection date: 3/28/2017 6:03:53 PM Vial: 30  
Method: ethanol quant.M Sequence: 28Mar17  
Instrument: US14173023 CN14160045 Analyst: Adrian  
Data file: C:\Chem32\1\Data\28Mar17\130.D

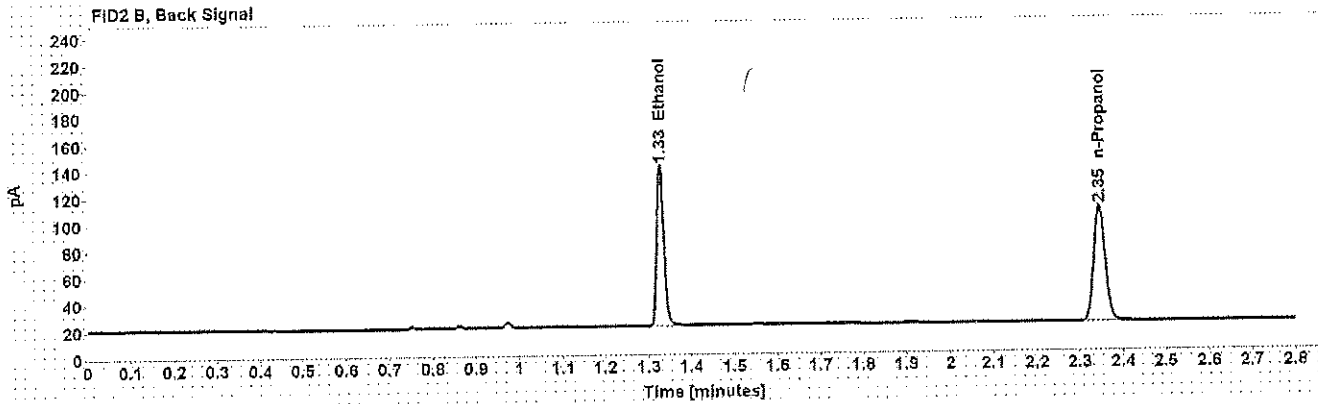
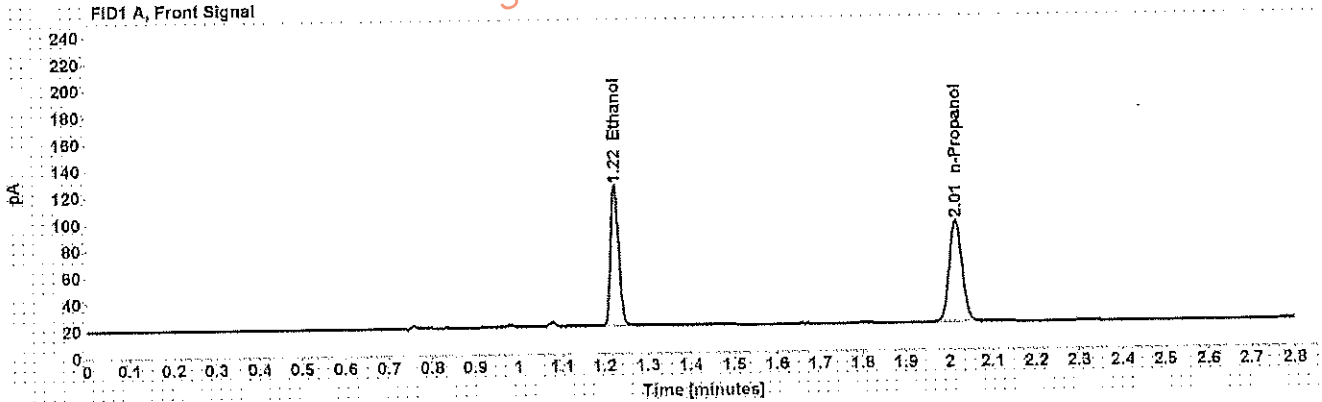


Table 1: FID 1 A (column DB-ALC1)

Compound	Amount (g/100mL)	Time (min)	Peak Area
>Ethanol	0.2330	1.224	135.139
n-Propanol	-----	2.015	155.098

Table 2: FID 2 B (column DB-ALC2)

Compound	Time (min)	Peak Area
Ethanol	1.328	139.548
n-Propanol	2.346	160.431

Case: [REDACTED] User: wadrian 3/30/2017

## Scottsdale Police Department Crime Lab Volatiles Analysis

<b>Sample:</b> [REDACTED]	<b>Item number:</b> 1117835
<b>Injection date:</b> 3/28/2017 6:12:07 PM	<b>Vial:</b> 32
<b>Method:</b> ethanol quant.M	<b>Sequence:</b> 28Mar17
<b>Instrument:</b> US14173023 CN14160045	<b>Analyst:</b> Adrian
<b>Data file:</b> C:\Chem3211\Data\28Mar17\32.D	

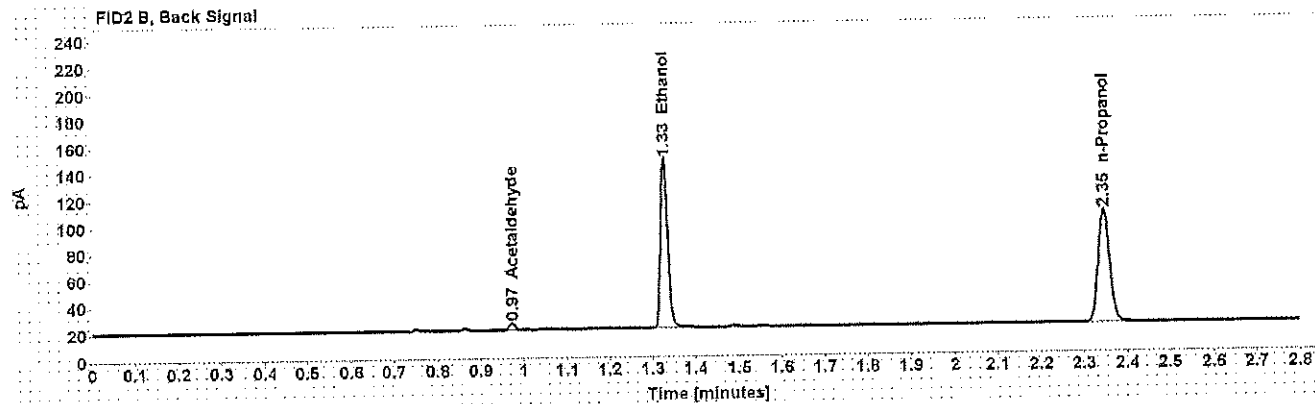
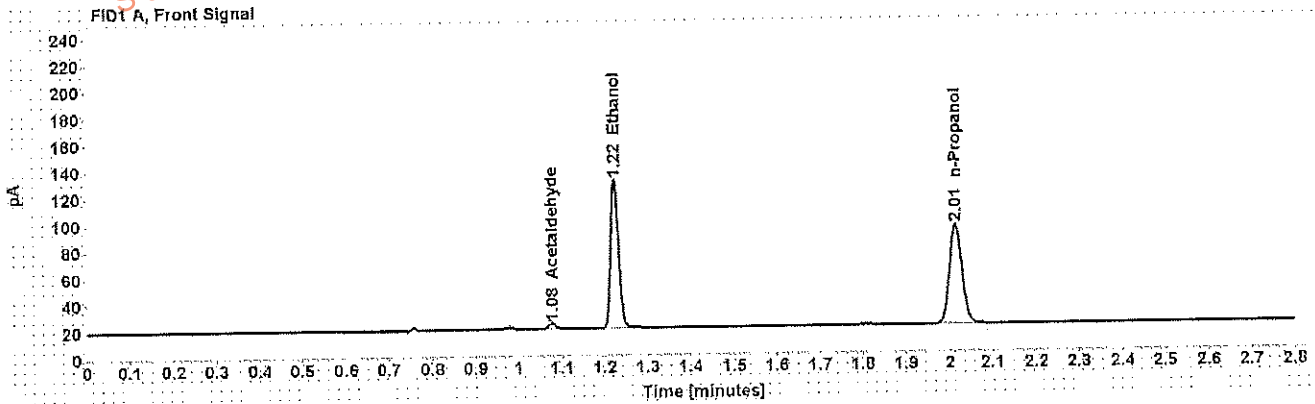


Table 1: FID 1 A (column DB-ALC1)

Compound	Amount (g/100mL)	Time (min)	Peak Area
Acetaldehyde	-----	1.078	4.421
>Ethanol	0.2510	1.224	142.464
n-Propanol	-----	2.015	151.732

Table 2: FID 2 B (column DB-ALC2)

Compound	Time (min)	Peak Area
Acetaldehyde	0.973	4.695
Ethanol	1.328	147.297
n-Propanol	2.346	156.796

Case: [REDACTED] User: wadrian 3/30/2017

# Scottsdale Police Department Crime Lab Volatiles Analysis

Sample: [REDACTED] Item number: 1117835  
Injection date: 3/28/2017 6:16:08 PM Vial: 33  
Method: ethanol quant M Sequence: 28Mar17  
Instrument: US14173023 CN14160045 Analyst: Adrian  
Data file: C:\Chem3211\Data\28Mar17\33.D

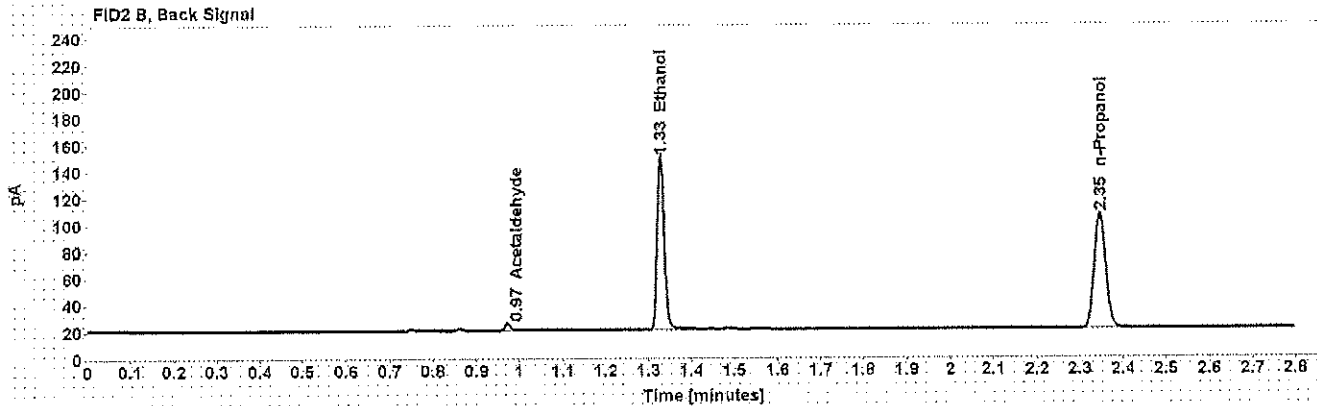
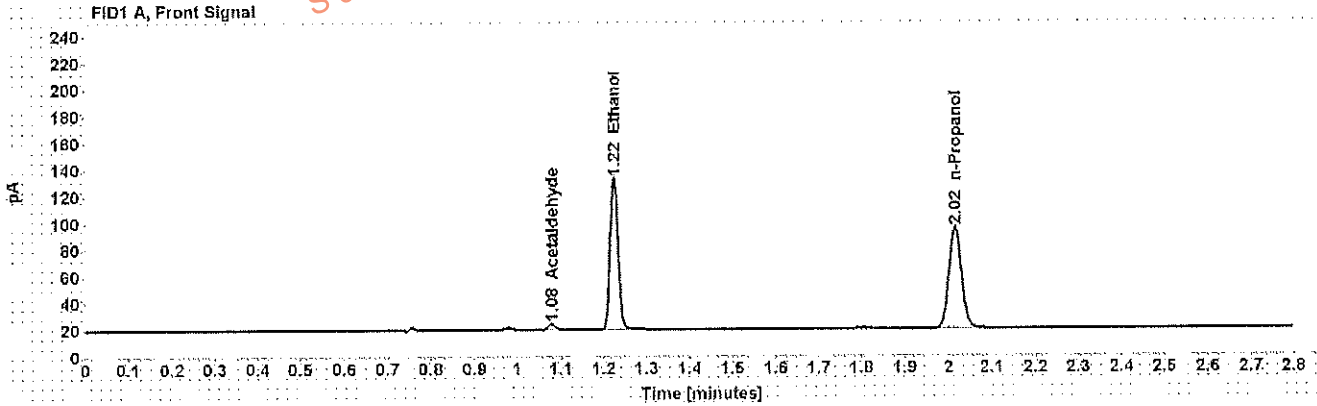


Table 1: FID 1 A (column DB-ALC1)

Compound	Amount (g/100mL)	Time (min)	Peak Area
Acetaldehyde	-----	1.078	4.512
>Ethanol	0.2516	1.225	145.267
n-Propanol	-----	2.015	154.310

Table 2: FID 2 B (column DB-ALC2)

Compound	Time (min)	Peak Area
Acetaldehyde	0.973	4.786
Ethanol	1.328	150.200
n-Propanol	2.346	159.589

## Scottsdale Police Department Crime Lab Volatiles Analysis

Sample:	[REDACTED]	Item number:	1142333
Injection date:	3/28/2017 6:20:07 PM	Vial:	34
Method:	ethanol quant.M	Sequence:	28Mar17
Instrument:	US14173023 CN14160045	Analyst:	Adrian
Data file:	C:\Chem32\1\Data\28Mar17\34.D		

Dissemination is restricted to Criminal Justice Agencies and authorized Non-C.J. Agencies ONLY. Secondary dissemination to unauthorized agencies is PROHIBITED.  
 Scottsdale City Prosecutor

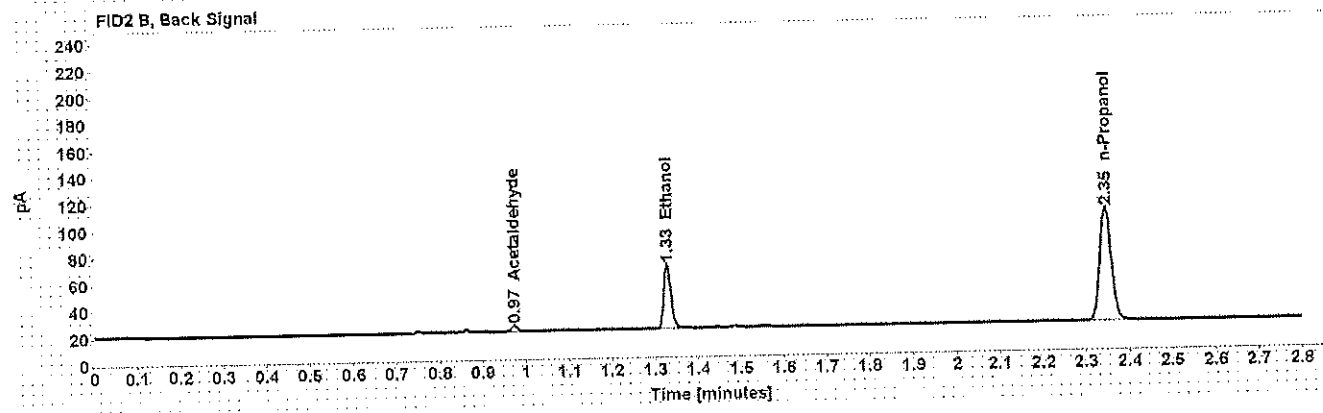
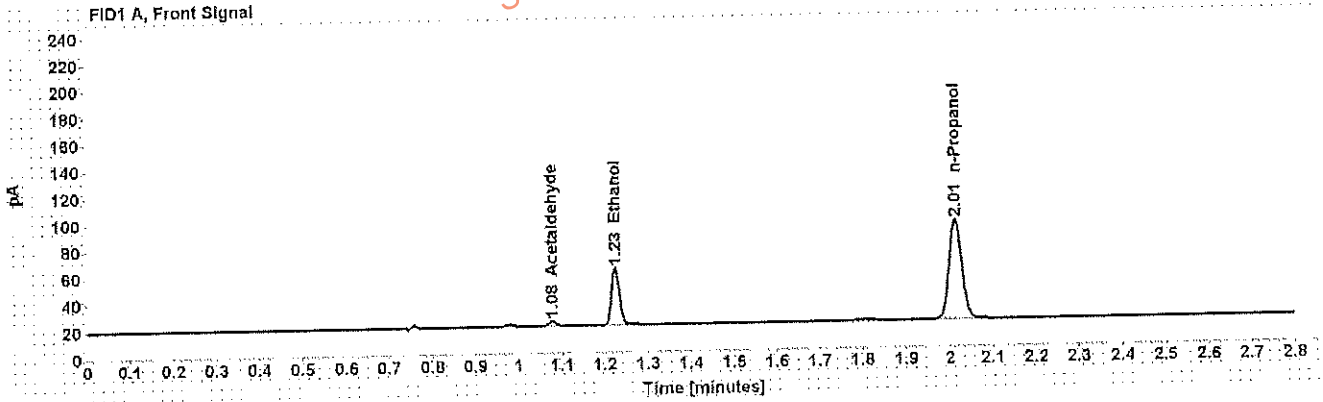


Table 1: FID 1 A (column DB-ALC1)

Compound	Amount (g/100mL)	Time (min)	Peak Area
Acetaldehyde	-----	1.078	3.820
>Ethanol	0.0965	1.225	54.407
n-Propanol	-----	2.015	151.922

Table 2: FID 2 B (column DB-ALC2)

Compound	Time (min)	Peak Area
Acetaldehyde	0.973	4.068
Ethanol	1.329	55.992
n-Propanol	2.346	157.142

## Scottsdale Police Department Crime Lab Volatiles Analysis

<b>Sample:</b> [REDACTED]	<b>Item number:</b> 1142333
<b>Injection date:</b> 3/28/2017 6:24:07 PM	<b>Vial:</b> 35
<b>Method:</b> ethanol quant.M	<b>Sequence:</b> 28Mar17
<b>Instrument:</b> US14173023 CN14160045	<b>Analyst:</b> Adrian
<b>Data file:</b> C:\Chem3211\Data\28Mar17\35.D	

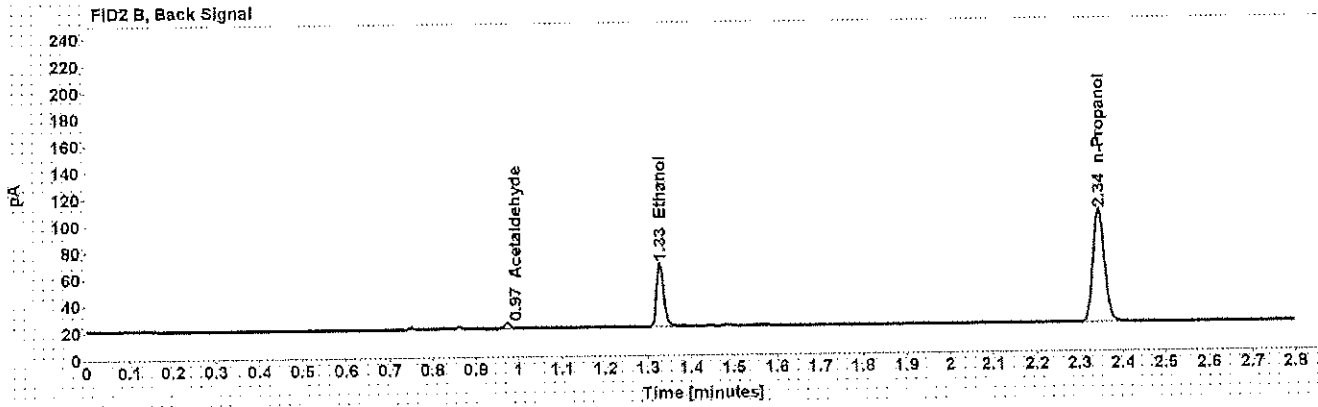
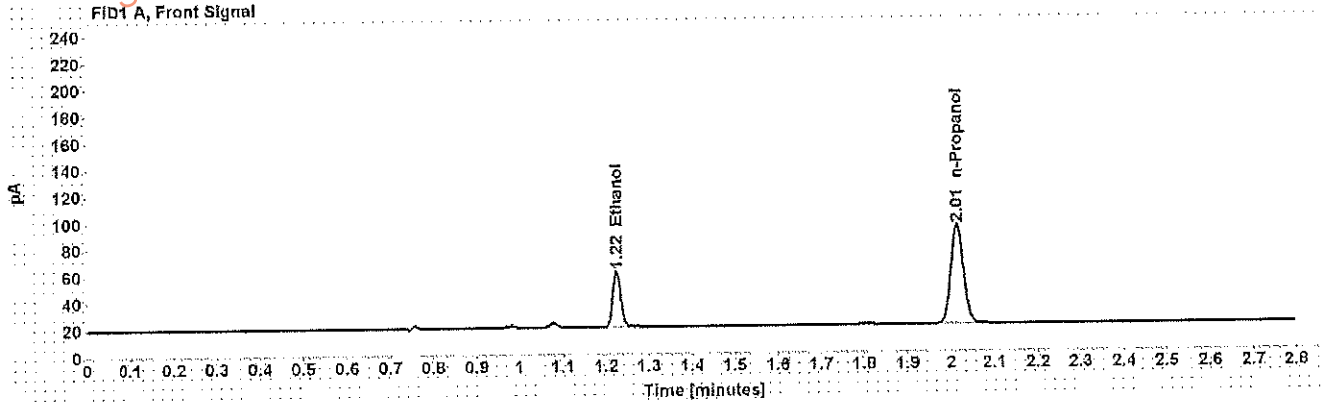


Table 1: FID 1 A (column DB-ALC1)

Compound	Amount (g/100mL)	Time (min)	Peak Area
>Ethanol	0.0954	1.224	53.594
n-Propanol	-----	2.014	151.424

Table 2: FID 2 B (column DB-ALC2)

Compound	Time (min)	Peak Area
Acetaldehyde	0.972	3.868
Ethanol	1.327	55.263
n-Propanol	2.345	156.400

## Scottsdale Police Department Crime Lab Volatiles Analysis

Sample: [REDACTED]	Item number: 1141870
Injection date: 3/28/2017 6:28:07 PM	Vial: 36
Method: ethanol quant.M	Sequence: 28Mar17
Instrument: US14173023 CN14160045	Analyst: Adrian
Data file: C:\Chem3211\Data\28Mar17\36.D	

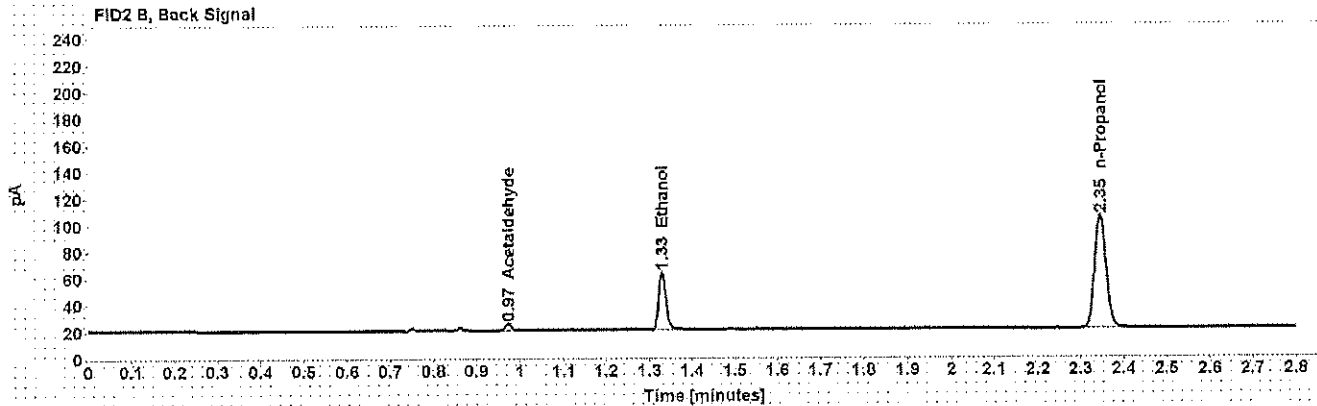
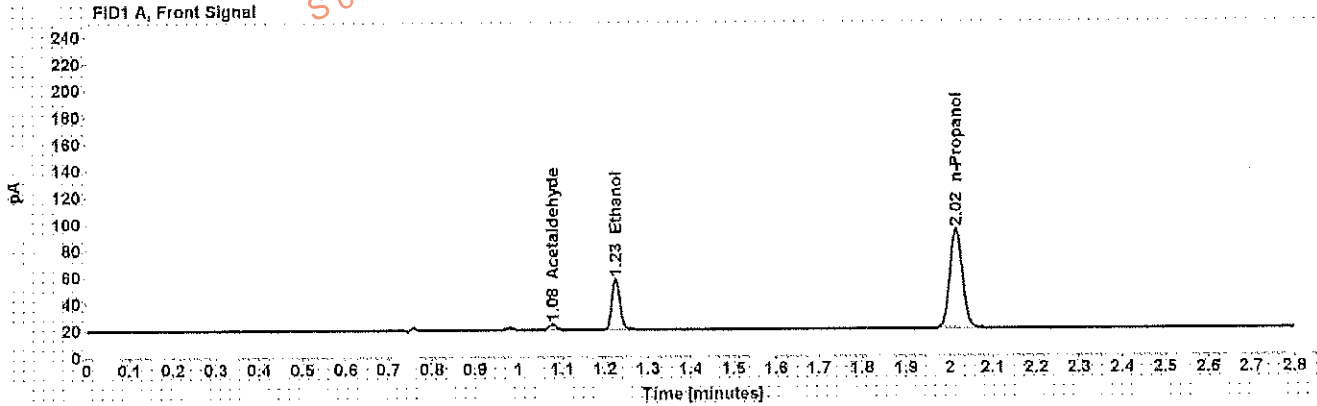


Table 1: FID 1 A (column DB-ALC1)

Compound	Amount (g/100mL)	Time (min)	Peak Area
Acetaldehyde	-----	1.078	4.386
>Ethanol	0.0863	1.225	48.602
n-Propanol	-----	2.015	152.052

Table 2: FID 2 B (column DB-ALC2)

Compound	Time (min)	Peak Area
Acetaldehyde	0.973	4.693
Ethanol	1.329	50.015
n-Propanol	2.346	157.055

## Scottsdale Police Department Crime Lab Volatiles Analysis

Sample: [REDACTED]	Item number: 1141870
Injection date: 3/28/2017 6:32:22 PM	Vial: 37
Method: ethanol quant.M	Sequence: 28Mar17
Instrument: US14173023 CN14160045	Analyst: Adrian
Data file: C:\Chem32\1\Data\28Mar17\137.D	

Dissemination is restricted to Criminal Justice Agencies and authorized Non-C.J. Agencies ONLY. Secondary dissemination to unauthorized agencies is PROHIBITED.  
 Scottsdale City Prosecutor

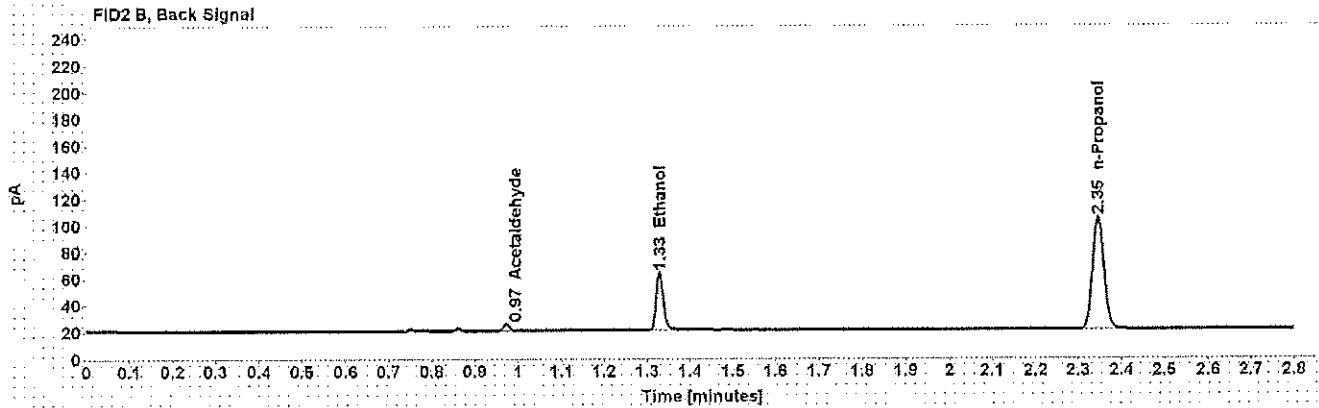
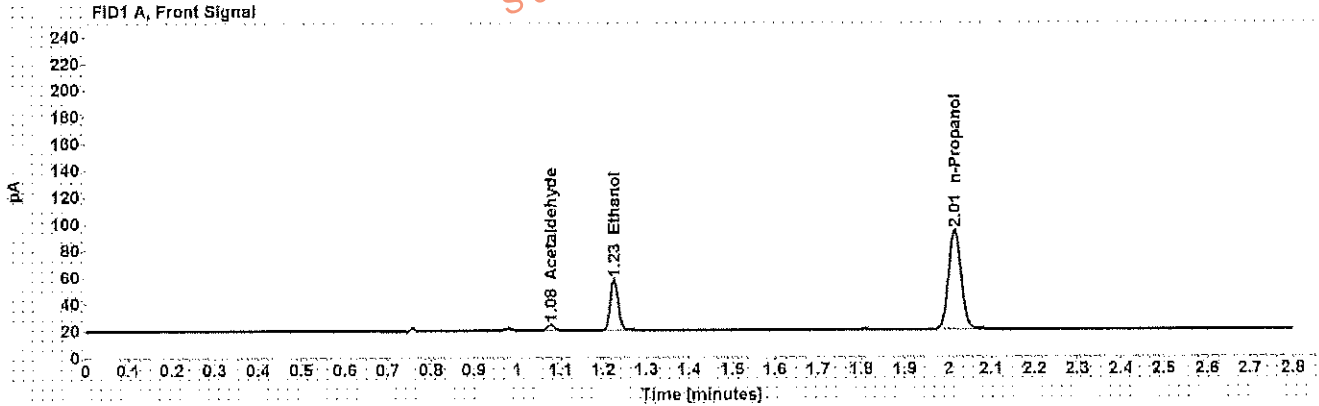


Table 1: FID 1 A (column DB-ALC1)

Compound	Amount (g/100mL)	Time (min)	Peak Area
Acetaldehyde	-----	1.078	4.439
>Ethanol	0.0860	1.225	48.437
n-Propanol	-----	2.015	151.944

Table 2: FID 2 B (column DB-ALC2)

Compound	Time (min)	Peak Area
Acetaldehyde	0.973	4.728
Ethanol	1.329	49.956
n-Propanol	2.346	157.042



## Scottsdale Police Department Crime Lab Volatiles Analysis

<b>Sample:</b> [REDACTED]	<b>Item number:</b> 1120069
<b>Injection date:</b> 3/28/2017 8:36:23 PM	<b>Vial:</b> 38
<b>Method:</b> ethanol quant.M	<b>Sequence:</b> 28Mar17
<b>Instrument:</b> US14173023 CN14160045	<b>Analyst:</b> Adrian
<b>Data file:</b> C:\Chem321\1\Data\28Mar17\38.D	

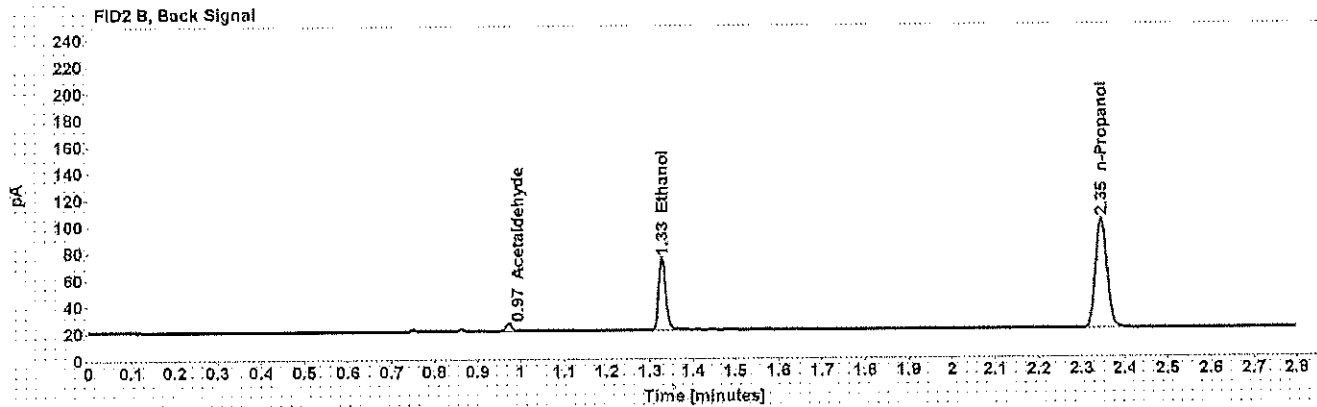
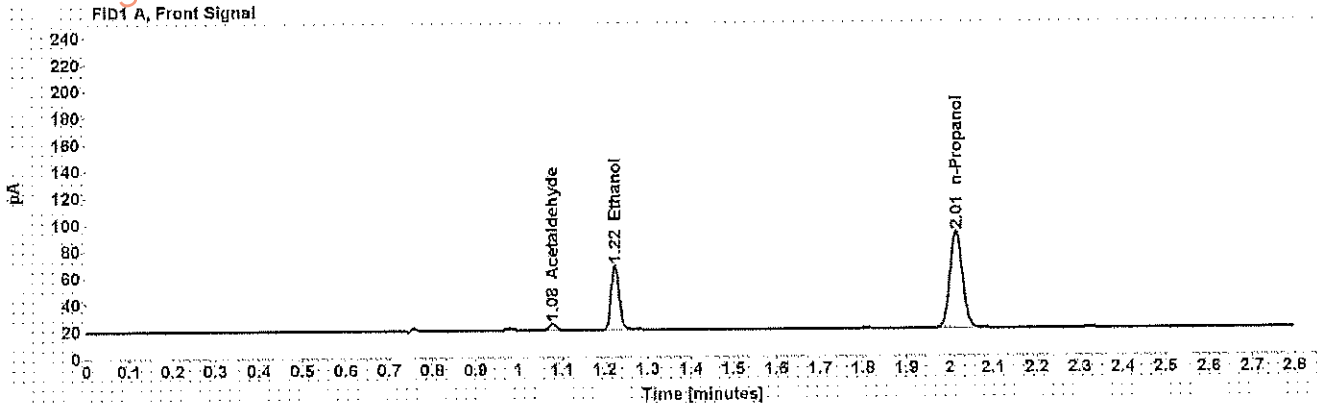


Table 1: FID 1 A (column DB-ALC1)

Compound	Amount (g/100mL)	Time (min)	Peak Area
Acetaldehyde	-----	1.078	4.957
>Ethanol	0.1125	1.224	61.694
n-Propanol	-----	2.015	147.503

Table 2: FID 2 B (column DB-ALC2)

Compound	Time (min)	Peak Area
Acetaldehyde	0.972	5.279
Ethanol	1.328	63.474
n-Propanol	2.345	152.470

Case: [REDACTED] User: wadrian 3/30/2017

# Scottsdale Police Department Crime Lab Volatiles Analysis

Sample: [REDACTED] Item number: 1120069  
Injection date: 3/28/2017 6:40:22 PM Vial: 39  
Method: ethanol quant M Sequence: 28Mar17  
Instrument: US14173023 CN14160045 Analyst: Adrian  
Data file: C:\Chem3211\Data\28Mar17\39.D

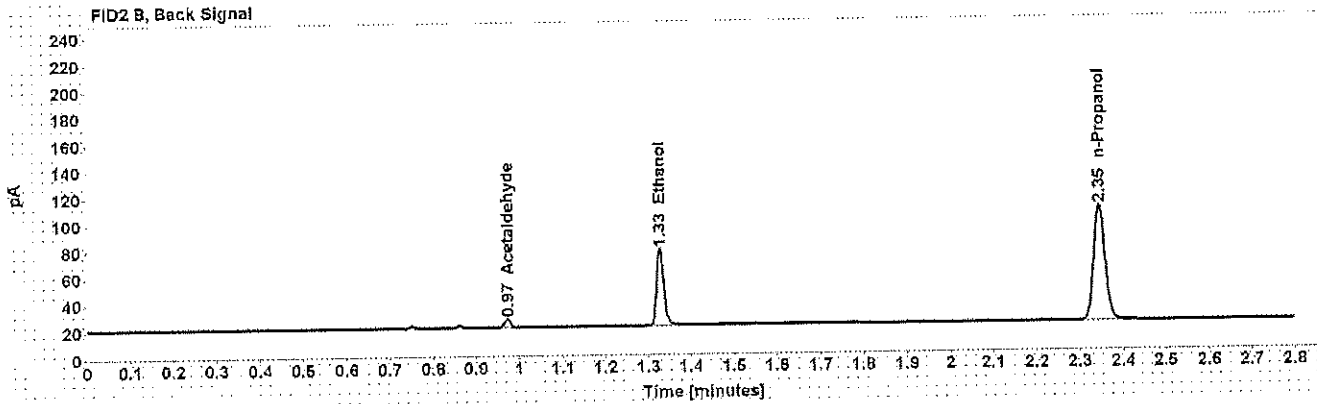
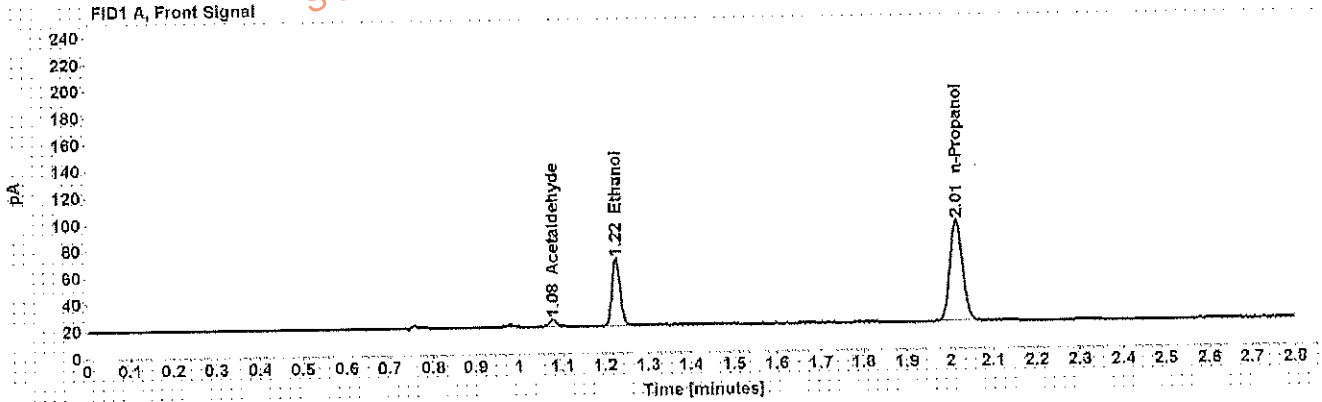


Table 1: FID 1 A (column DB-ALC1)

Compound	Amount (g/100mL)	Time (min)	Peak Area
Acetaldehyde	-----	1.078	5.304
>Ethanol	0.1128	1.225	64.826
n-Propanol	-----	2.015	154.576

Table 2: FID 2 B (column DB-ALC2)

Compound	Time (min)	Peak Area
Acetaldehyde	0.972	5.629
Ethanol	1.328	66.835
n-Propanol	2.345	159.903

## Scottsdale Police Department Crime Lab Volatiles Analysis

Sample: [REDACTED]	Item number: 1145046
Injection date: 3/28/2017 6:44:22 PM	Vial: 40
Method: ethanol quant.M	Sequence: 28Mar17
Instrument: US14173023 CN14160045	Analyst: Adrian
Data file: C:\Chem32\11\Data\28Mar17\40.D	

Dissemination is restricted to Criminal Justice Agencies and authorized Non-C.J. Agencies ONLY. Secondary dissemination to unauthorized agencies is PROHIBITED. Scottsdale City Prosecutor

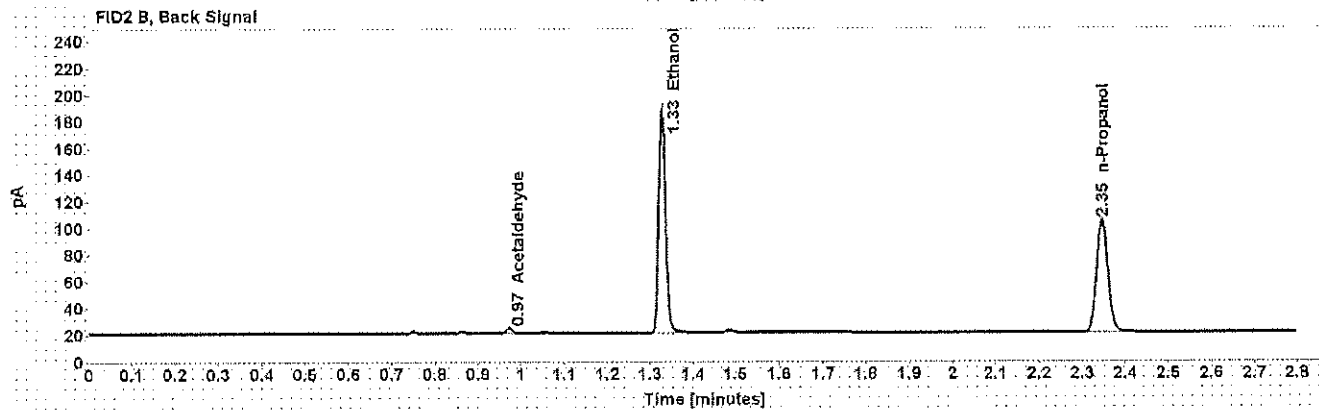
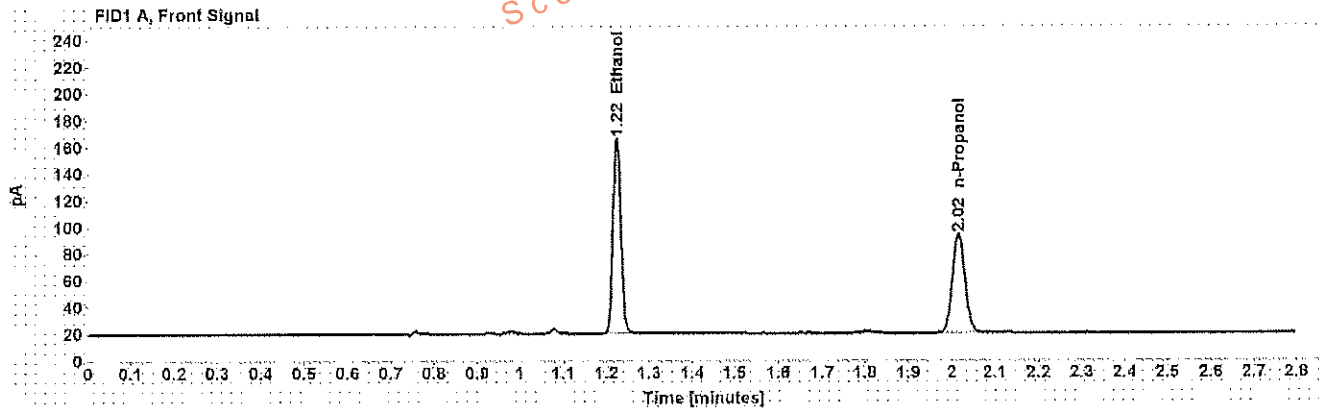


Table 1: FID 1 A (column DB-ALC1)

Compound	Amount (g/100mL)	Time (min)	Peak Area
>Ethanol	0.3306	1.224	187.383
n-Propanol	-----	2.015	151.323

Table 2: FID 2 B (column DB-ALC2)

Compound	Time (min)	Peak Area
Acetaldehyde	0.973	3.860
Ethanol	1.328	194.007
n-Propanol	2.346	156.139

## Scottsdale Police Department Crime Lab Volatiles Analysis

<b>Sample:</b> [REDACTED]	<b>Item number:</b> 1145046
<b>Injection date:</b> 3/28/2017 6:48:23 PM	<b>Vial:</b> 41
<b>Method:</b> ethanol quant.M	<b>Sequence:</b> 28Mar17
<b>Instrument:</b> US14173023 CN14160045	<b>Analyst:</b> Adrian
<b>Data file:</b> C:\Chem32\1\Data\28Mar17\41.D	

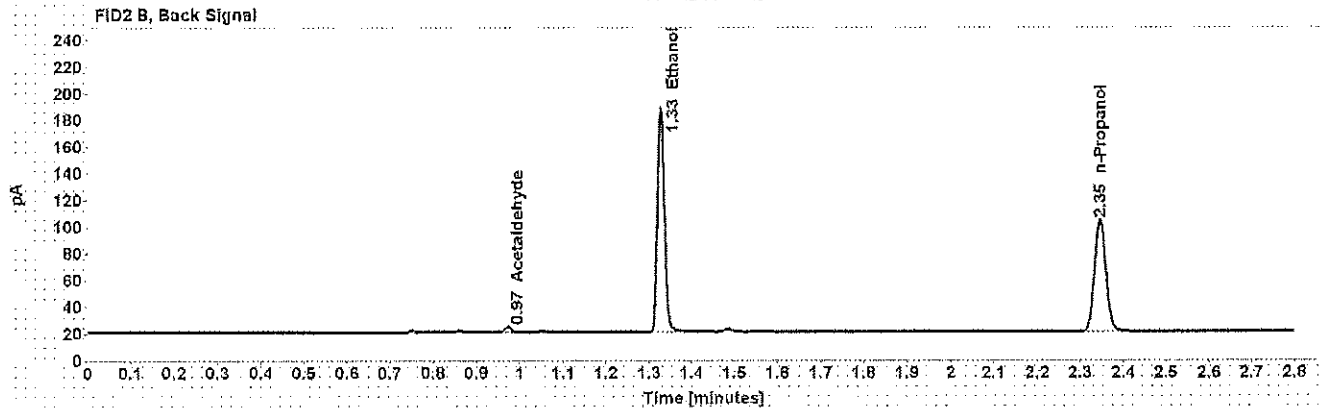
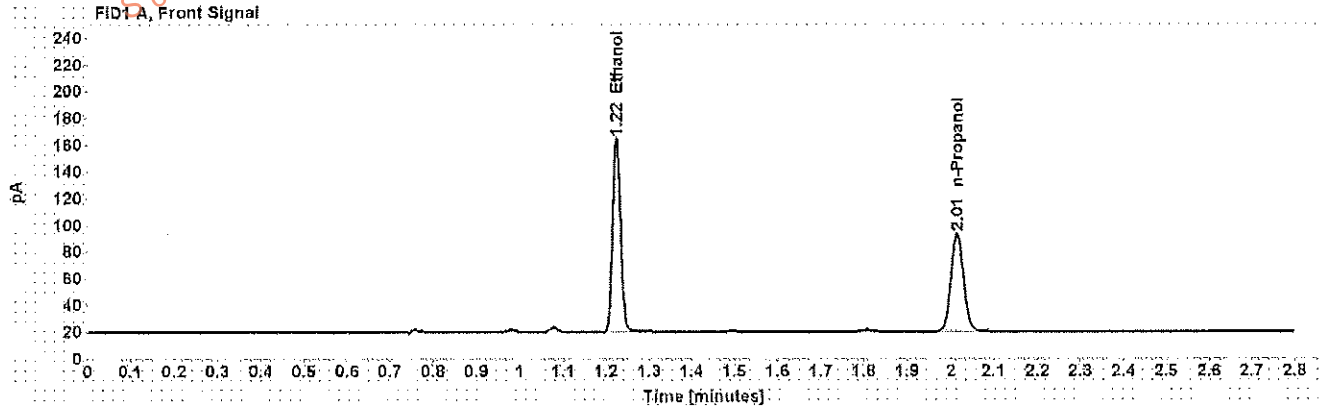


Table 1: FID 1 A (column DB-ALC1)

Compound	Amount (g/100mL)	Time (min)	Peak Area
>Ethanol	0.3300	1.224	185.810
n-Propanol	-----	2.015	150.304

Table 2: FID 2 B (column DB-ALC2)

Compound	Time (min)	Peak Area
Acetaldehyde	0.972	3.840
Ethanol	1.327	192.207
n-Propanol	2.346	154.965

Case: [REDACTED] User: wadrian 3/30/2017

## Scottsdale Police Department Crime Lab Volatiles Analysis

Sample:	[REDACTED]	Item number:	1106874
Injection date:	3/28/2017 6:56:37 PM	Vial:	43
Method:	ethanol quant.M	Sequence:	28Mar17
Instrument:	US14173023 CN14160045	Analyst:	Adrian
Data file:	C:\Chem3211\Data\28Mar17\43.D		

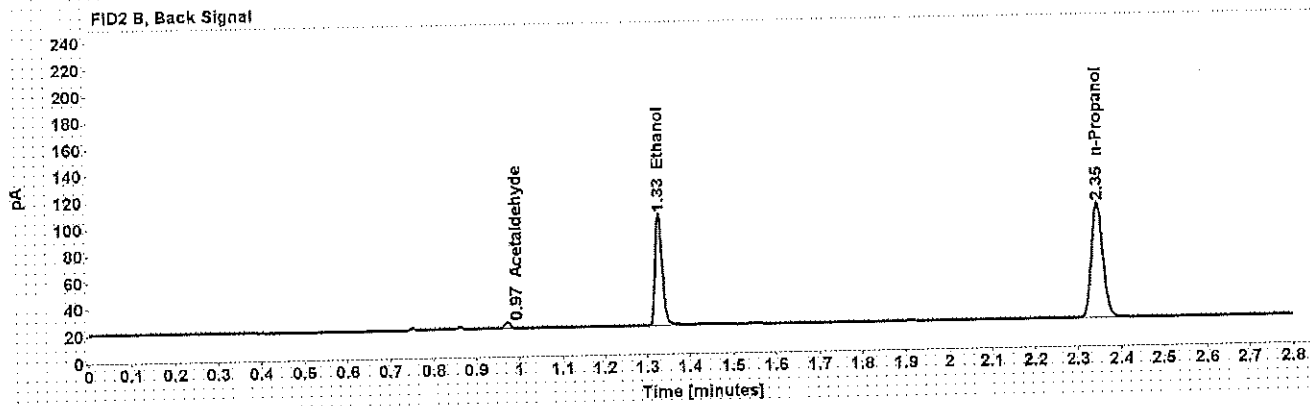
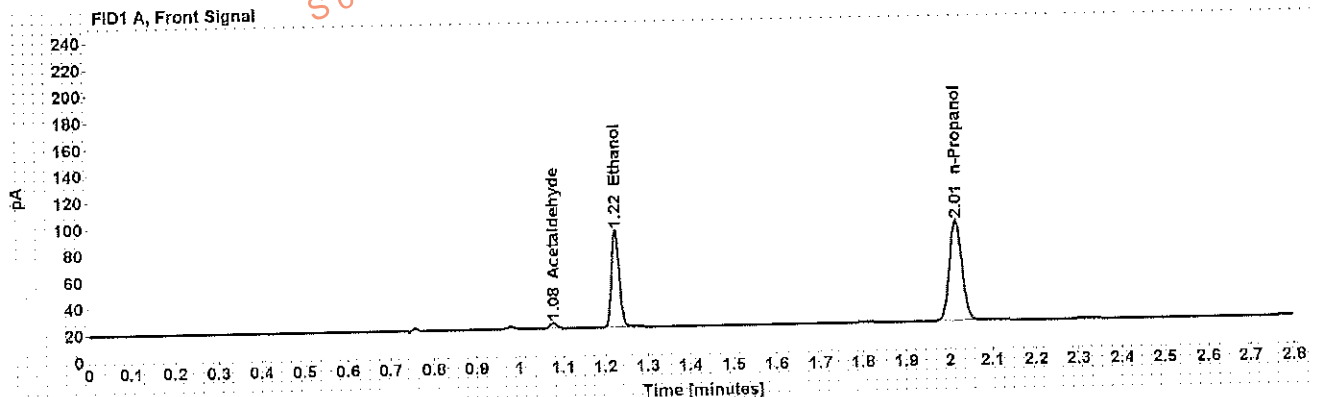


Table 1: FID 1 A (column DB-ALC1)

Compound	Amount (g/100mL)	Time (min)	Peak Area
Acetaldehyde	-----	1.078	4.126
>Ethanol	0.1631	1.224	93.905
n-Propanol	-----	2.015	154.290

Table 2: FID 2 B (column DB-ALC2)

Compound	Time (min)	Peak Area
Acetaldehyde	0.972	4.408
Ethanol	1.328	97.103
n-Propanol	2.345	159.674

## Scottsdale Police Department Crime Lab Volatiles Analysis

Sample: [REDACTED]	Item number: 1106874
Injection date: 3/28/2017 7:00:38 PM	Vial: 44
Method: ethanol quant.M	Sequence: 28Mar17
Instrument: US14173023 CN14160045	Analyst: Adrian
Data file: C:\Chem32\1\Data\28Mar17\44.D	

Dissemination is restricted to Criminal Justice Agencies and authorized Non-C.J. Agencies ONLY. Secondary dissemination to unauthorized agencies is PROHIBITED.  
Scottsdale City Prosecutor

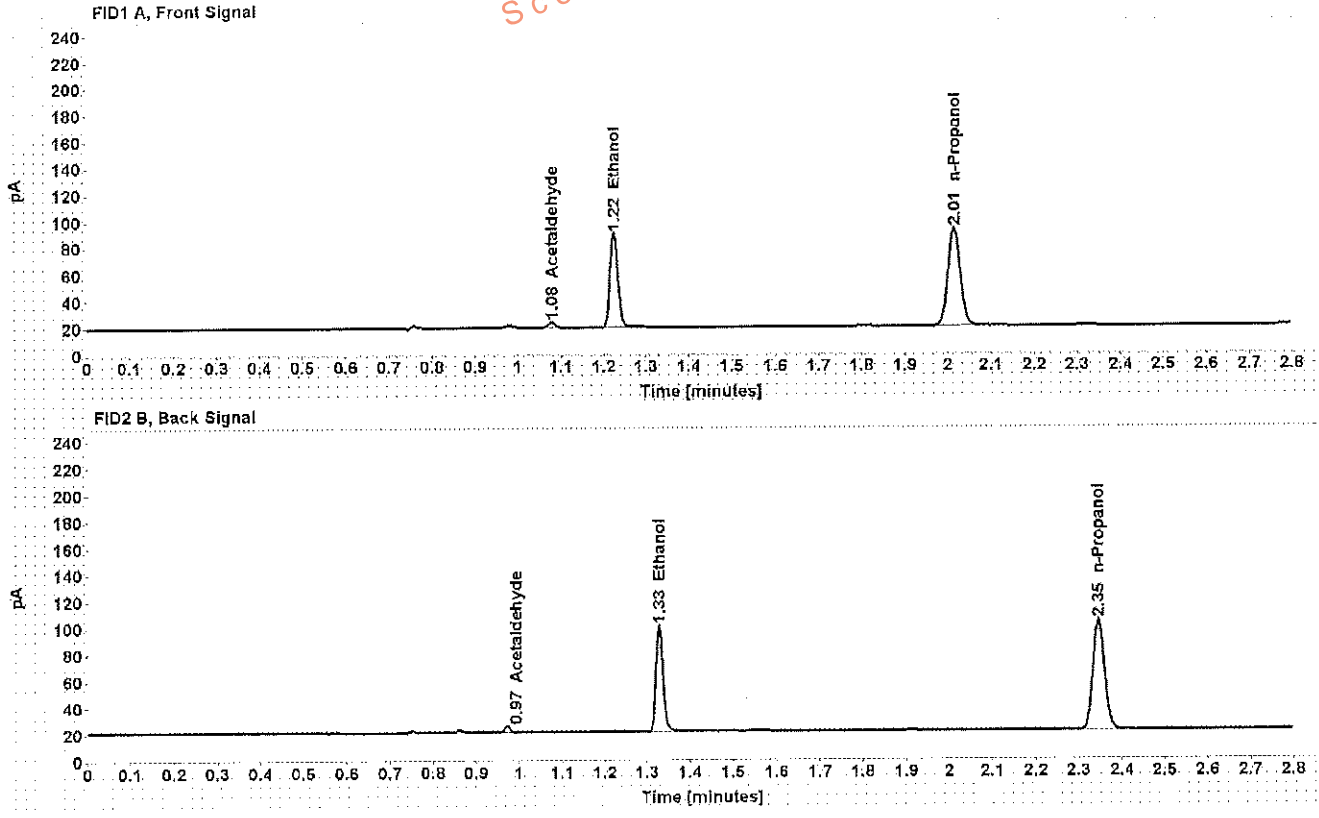


Table 1: FID 1 A (column DB-ALC1)

Compound	Amount (g/100mL)	Time (min)	Peak Area
Acetaldehyde	-----	1.078	3.949
>Ethanol	0.1621	1.224	90.290
n-Propanol	-----	2.015	149.296

Table 2: FID 2 B (column DB-ALC2)

Compound	Time (min)	Peak Area
Acetaldehyde	0.972	4.197
Ethanol	1.328	93.395
n-Propanol	2.345	154.549

## Scottsdale Police Department Crime Lab Volatiles Analysis

Sample: [REDACTED]	Item number: 1103202
Injection date: 3/28/2017 7:04:38 PM	Vial: 45
Method: ethanol quant.M	Sequence: 28Mar17
Instrument: US14173023 CN14160045	Analyst: Adrian
Data file: C:\Chem3211\Data\28Mar17\45.D	

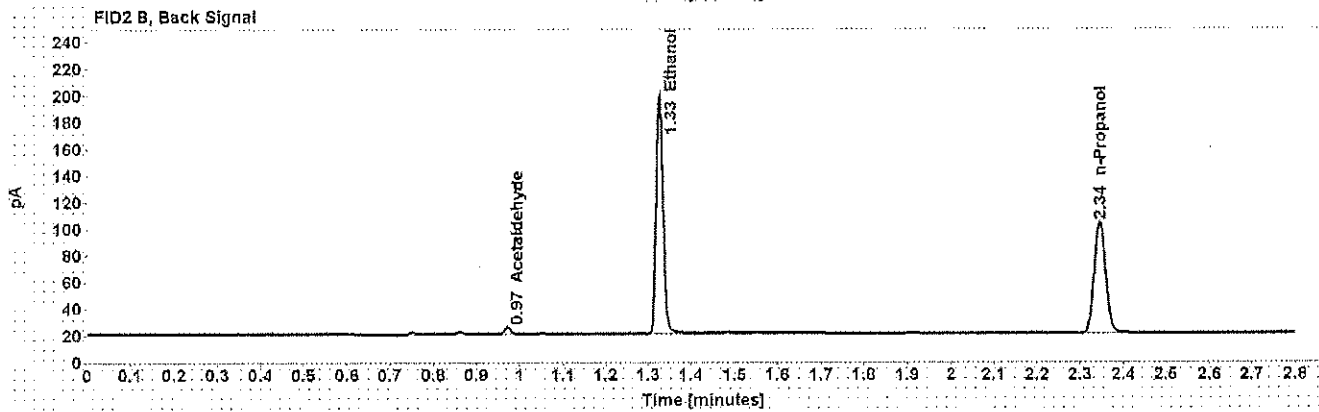
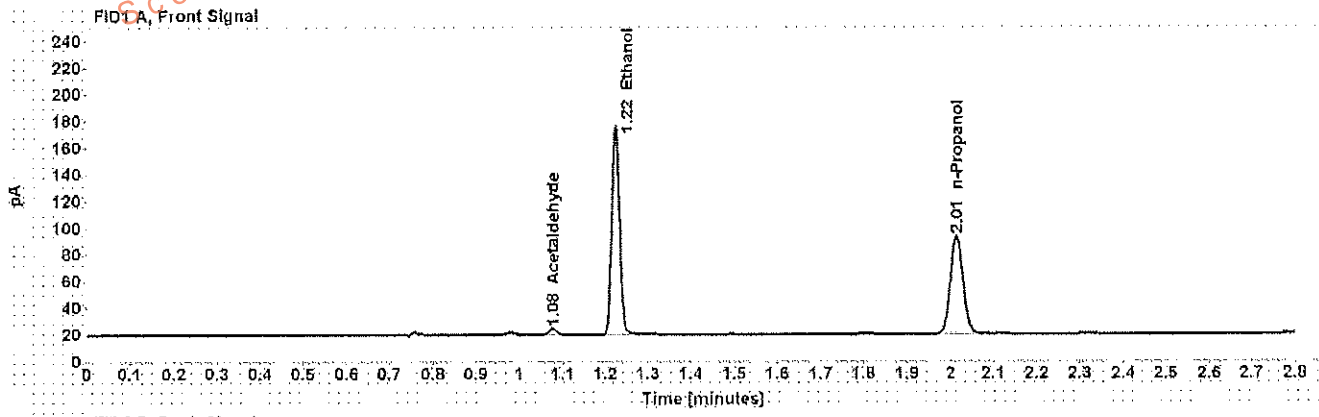


Table 1: FID 1 A (column DB-ALC1)

Compound	Amount (g/100mL)	Time (min)	Peak Area
Acetaldehyde	-----	1.078	4.723
>Ethanol	0.3544	1.224	199.075
n-Propanol	-----	2.014	149.925

Table 2: FID 2 B (column DB-ALC2)

Compound	Time (min)	Peak Area
Acetaldehyde	0.972	5.023
Ethanol	1.327	206.961
n-Propanol	2.345	155.382

Case: [REDACTED]

User: wadrian 3/30/2017

# Scottsdale Police Department Crime Lab Volatiles Analysis

Sample: [REDACTED] Item number: 1103202  
Injection date: 3/28/2017 7:08:37 PM Vial: 46  
Method: ethanol quant M Sequence: 28Mar17  
Instrument: US14173023 CN14160045 Analyst: Adrian  
Data file: C:\Chem3211\Data\28Mar17\46.D

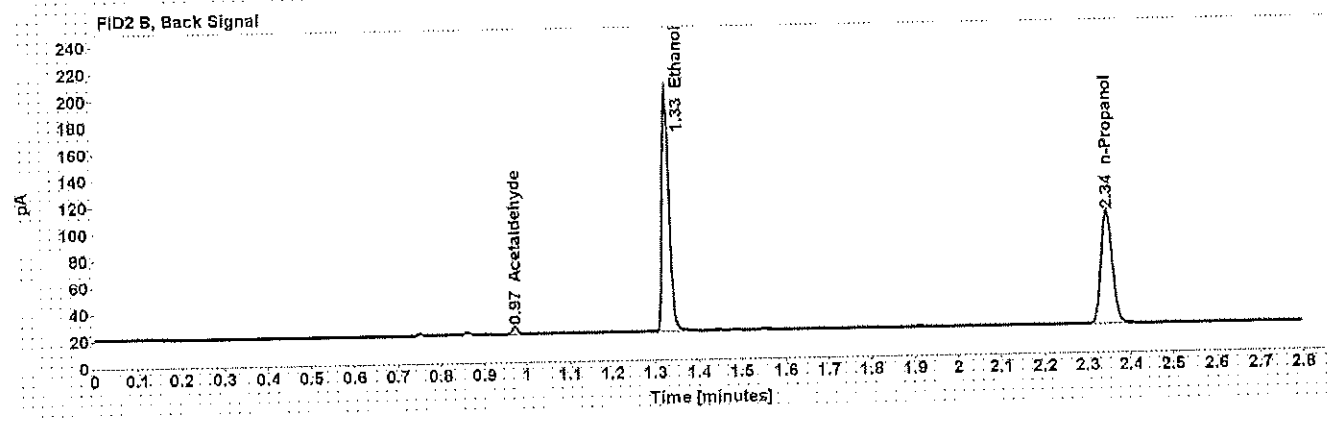
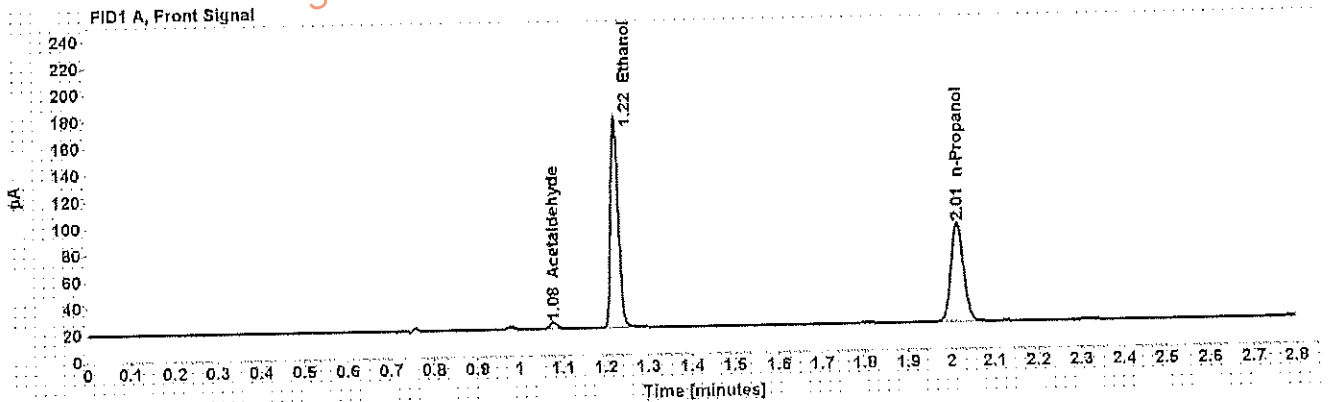


Table 1: FID 1 A (column DB-ALC1)

Compound	Amount (g/100mL)	Time (min)	Peak Area
Acetaldehyde	-----	1.078	4.749
>Ethanol	0.3560	1.224	201.641
n-Propanol	-----	2.014	151.170

Table 2: FID 2 B (column DB-ALC2)

Compound	Time (min)	Peak Area
Acetaldehyde	0.972	5.054
Ethanol	1.327	209.789
n-Propanol	2.345	156.657



## Scottsdale Police Department Crime Lab Volatiles Analysis

<b>Sample:</b> [REDACTED]	<b>Item number:</b> 312-01A
<b>Injection date:</b> 3/28/2017 7:12:37 PM	<b>Vial:</b> 47
<b>Method:</b> ethanol quant.M	<b>Sequence:</b> 28Mar17
<b>Instrument:</b> US14173023 CN14160045	<b>Analyst:</b> Adrian
<b>Data file:</b> C:\Chem32\1\Data\28Mar17\47.D	

Dissemination is restricted to Criminal Justice Agencies and authorized Non-C.J. Agencies ONLY. Secondary dissemination to unauthorized agencies is PROHIBITED.  
Scottsdale City Prosecutor

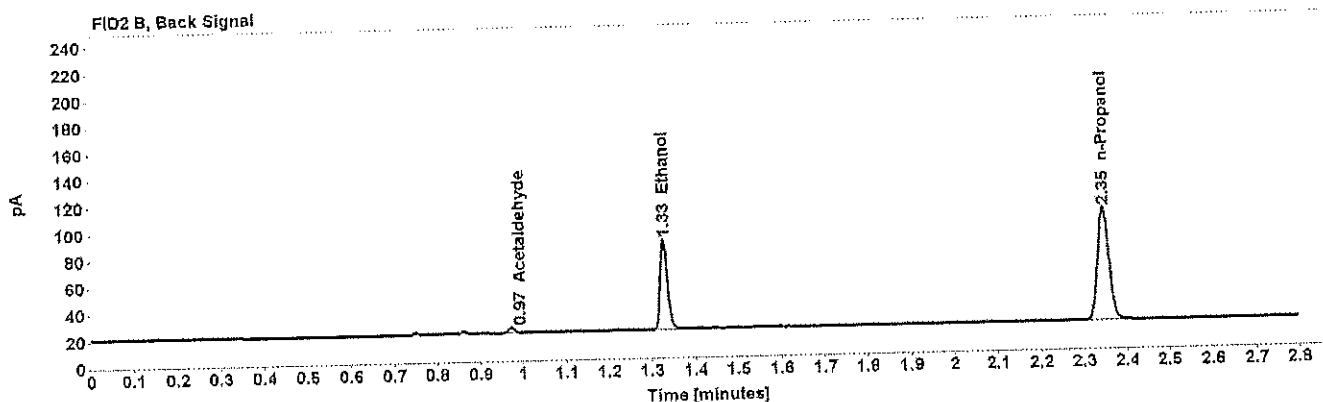
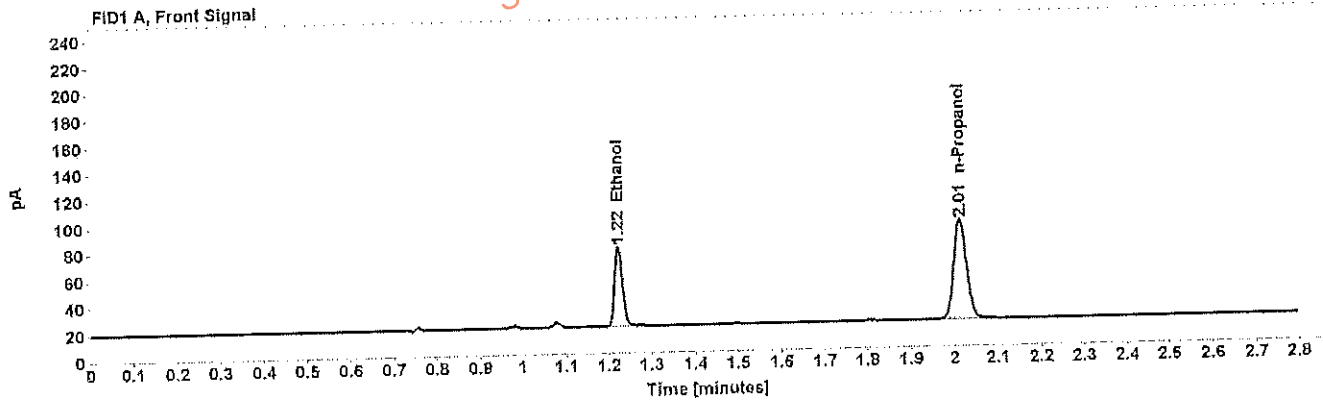


Table 1: FID 1 A (column DB-ALC1)

Compound	Amount (g/100mL)	Time (min)	Peak Area
>Ethanol	0.1349	1.224	76.288
n-Propanol	-----	2.015	151.770

Table 2: FID 2 B (column DB-ALC2)

Compound	Time (min)	Peak Area
Acetaldehyde	0.972	3.805
Ethanol	1.327	78.562
n-Propanol	2.345	156.578

## Scottsdale Police Department Crime Lab Volatiles Analysis

Sample: [REDACTED]	Item number: 312-01A
Injection date: 3/28/2017 7:16:37 PM	Vial: 48
Method: ethanol quant.M	Sequence: 28Mar17
Instrument: US14173023 CN14160045	Analyst: Adrian
Data file: C:\Chem3211\Data\28Mar17\48.D	

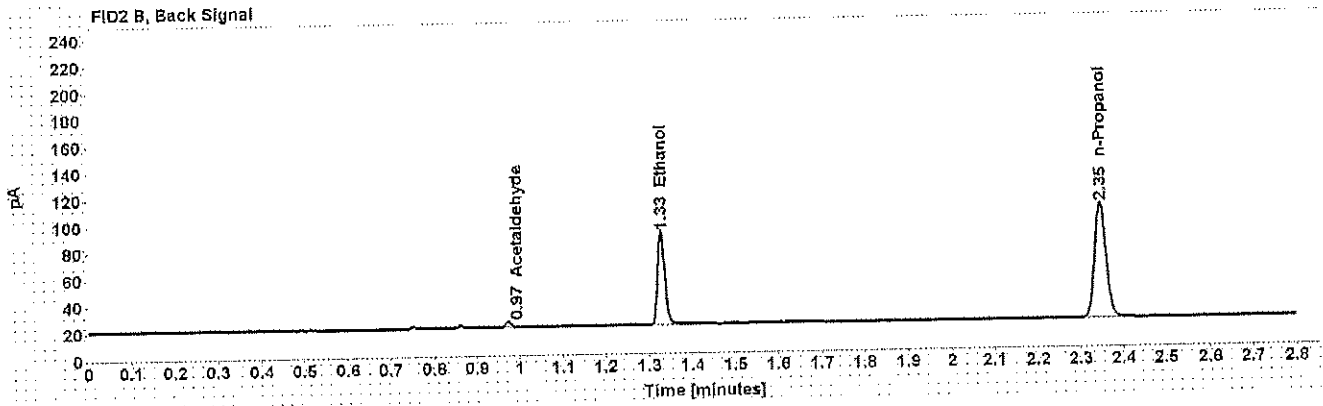
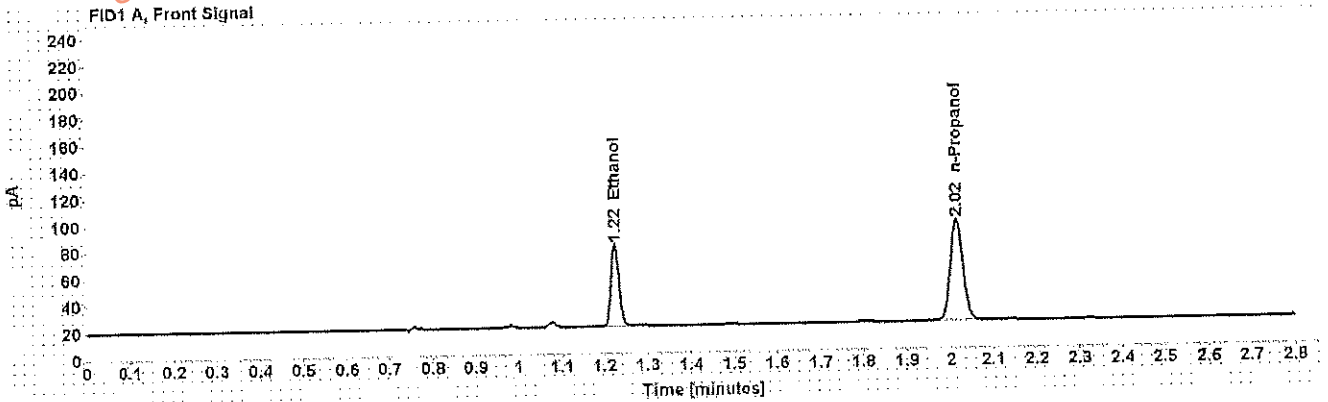


Table 1: FID 1 A (column DB-ALC1)

Compound	Amount (g/100mL)	Time (min)	Peak Area
>Ethanol	0.1359	1.225	78.216
n-Propanol	-----	2.015	154.449

Table 2: FID 2 B (column DB-ALC2)

Compound	Time (min)	Peak Area
Acetaldehyde	0.973	3.859
Ethanol	1.328	80.595
n-Propanol	2.346	159.455

Case: [REDACTED] User: wadrian 3/30/2017

# Scottsdale Police Department Crime Lab Volatiles Analysis

Sample:	[REDACTED]	Item number:	310-01A
Injection date:	3/28/2017 7:20:52 PM	Vial:	49
Method:	ethanol quant.M	Sequence:	28Mar17
Instrument:	US14173023 CN14160045	Analyst:	Adrian
Data file:	C:\Chem3211\Data\28Mar17\49.D		

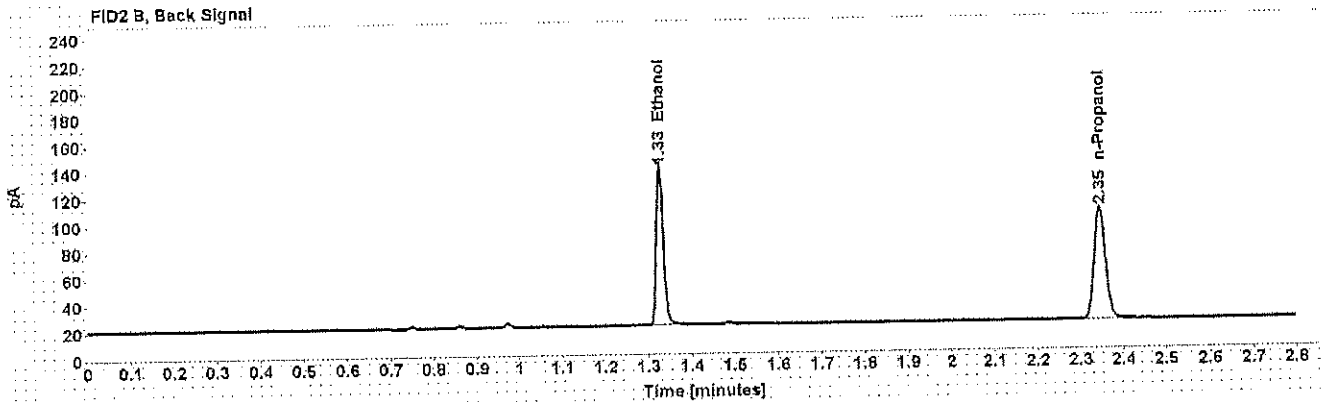
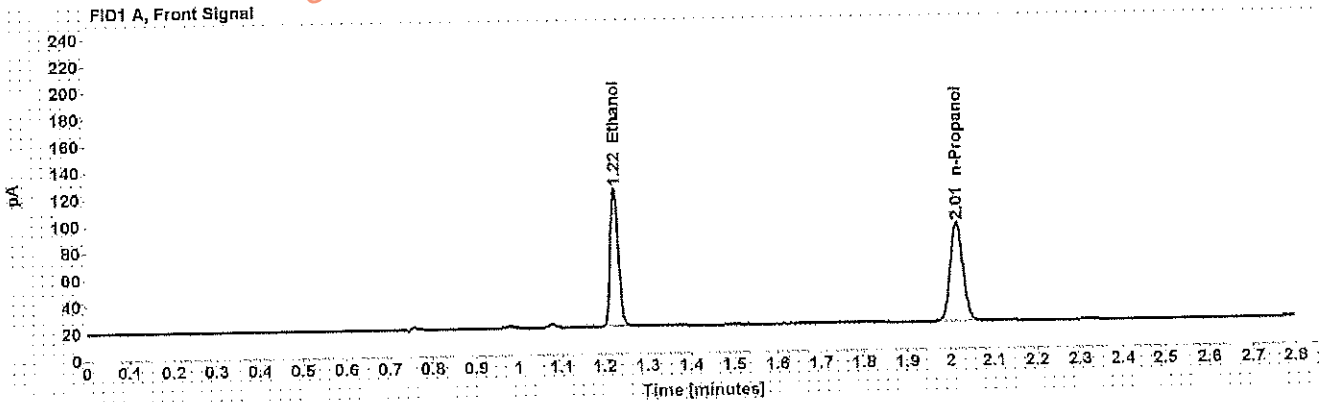


Table 1: FID 1 A (column DB-ALC1)

Compound	Amount (g/100mL)	Time (min)	Peak Area
>Ethanol	0.2360	1.224	133.031
n-Propanol	-----	2.015	150.699

Table 2: FID 2 B (column DB-ALC2)

Compound	Time (min)	Peak Area
Ethanol	1.327	137.692
n-Propanol	2.345	155.489

## Scottsdale Police Department Crime Lab Volatiles Analysis

<b>Sample:</b> [REDACTED]	<b>Item number:</b> 310-01A
<b>Injection date:</b> 3/28/2017 7:24:53 PM	<b>Vial:</b> 50
<b>Method:</b> ethanol quant.M	<b>Sequence:</b> 28Mar17
<b>Instrument:</b> US14173023 CN14160045	<b>Analyst:</b> Adrian
<b>Data file:</b> C:\Chem32\1\Data\28Mar17\50.D	

Dissemination is restricted to Criminal Justice Agencies and authorized Non-C.J. Agencies ONLY. Secondary dissemination to unauthorized agencies is PROHIBITED.  
Scottsdale City Prosecutor

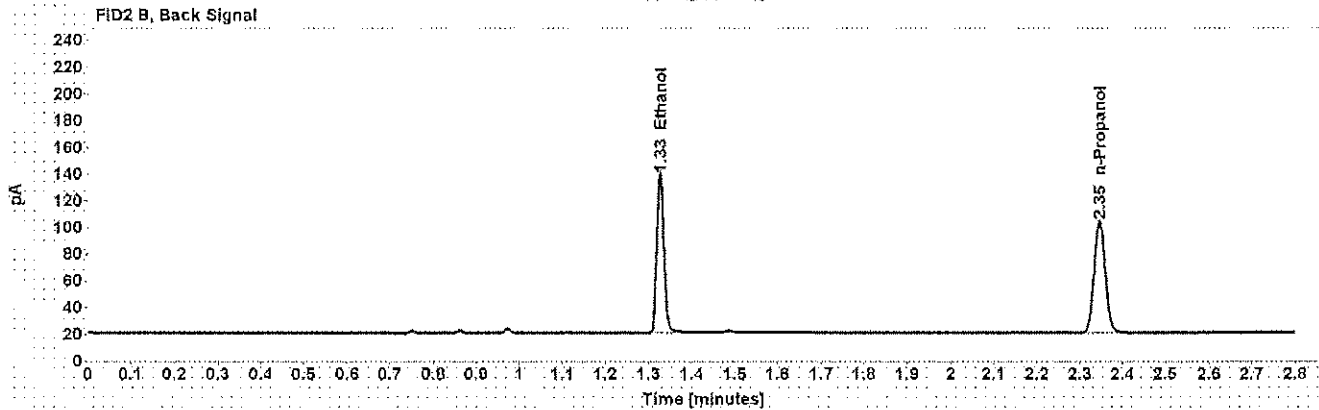
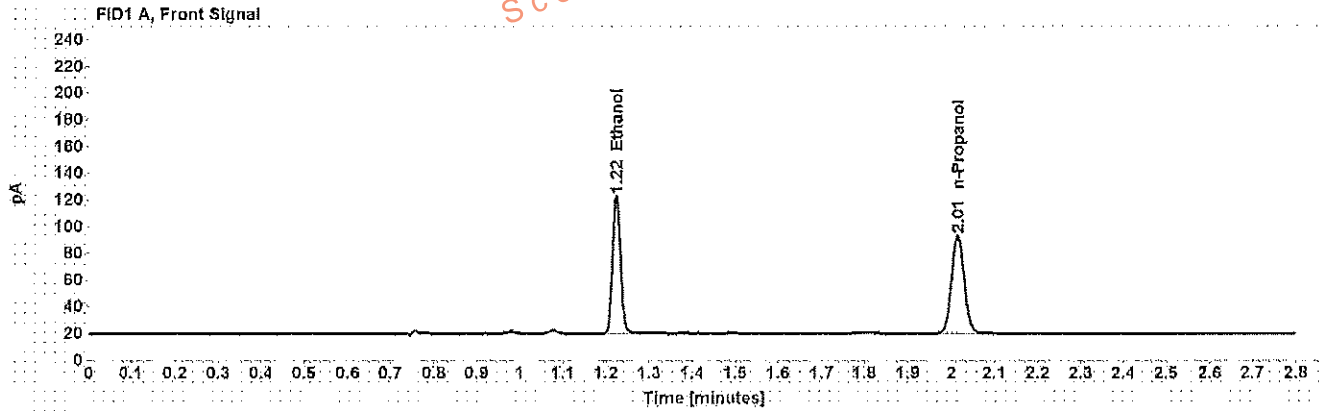


Table 1: FID 1 A (column DB-ALC1)

Compound	Amount (g/100mL)	Time (min)	Peak Area
>Ethanol	0.2368	1.224	132.735
n-Propanol	-----	2.015	149.894

Table 2: FID 2 B (column DB-ALC2)

Compound	Time (min)	Peak Area
Ethanol	1.327	137.164
n-Propanol	2.345	154.721

Case: [REDACTED] User: wadrian 3/30/2017

# Scottsdale Police Department Crime Lab Volatiles Analysis

Sample: [REDACTED] Item number: 312-01A  
Injection date: 3/28/2017 7:28:53 PM Vial: 51  
Method: ethanol quant.M Sequence: 28Mar17  
Instrument: US14173023 CN14160045 Analyst: Adrian  
Data file: C:\Chem3211\Data\28Mar17\51.D

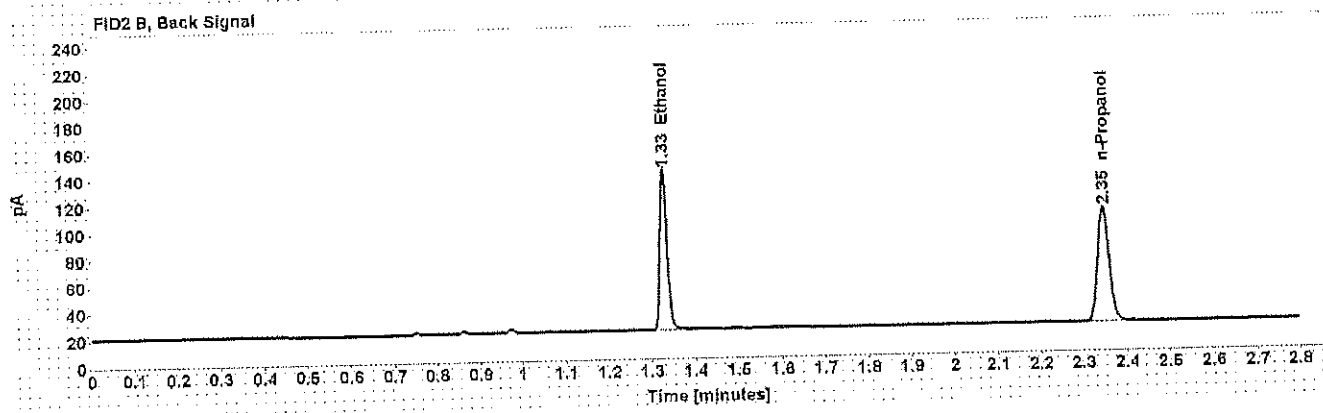
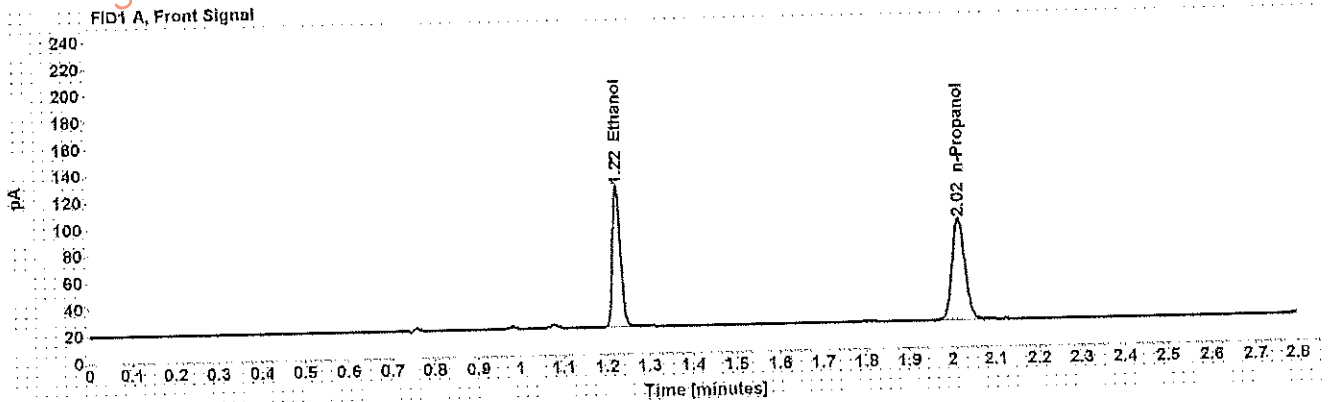


Table 1: FID 1 A (column DB-ALC1)

Compound	Amount (g/100mL)	Time (min)	Peak Area
>Ethanol	0.2337	1.225	134.705
n-Propanol	-----	2.015	154.143

Table 2: FID 2 B (column DB-ALC2)

Compound	Time (min)	Peak Area
Ethanol	1.328	139.361
n-Propanol	2.346	159.232

Case: [REDACTED] User: wadrian 3/30/2017

## Scottsdale Police Department Crime Lab Volatiles Analysis

<b>Sample:</b> [REDACTED]	<b>Item number:</b> 312-01A
<b>Injection date:</b> 3/28/2017 7:32:52 PM	<b>Vial:</b> 52
<b>Method:</b> ethanol quant.M	<b>Sequence:</b> 28Mar17
<b>Instrument:</b> US14173023 CN14160045	<b>Analyst:</b> Adrian
<b>Data file:</b> C:\Chem321\1Data\28Mar17\52.D	

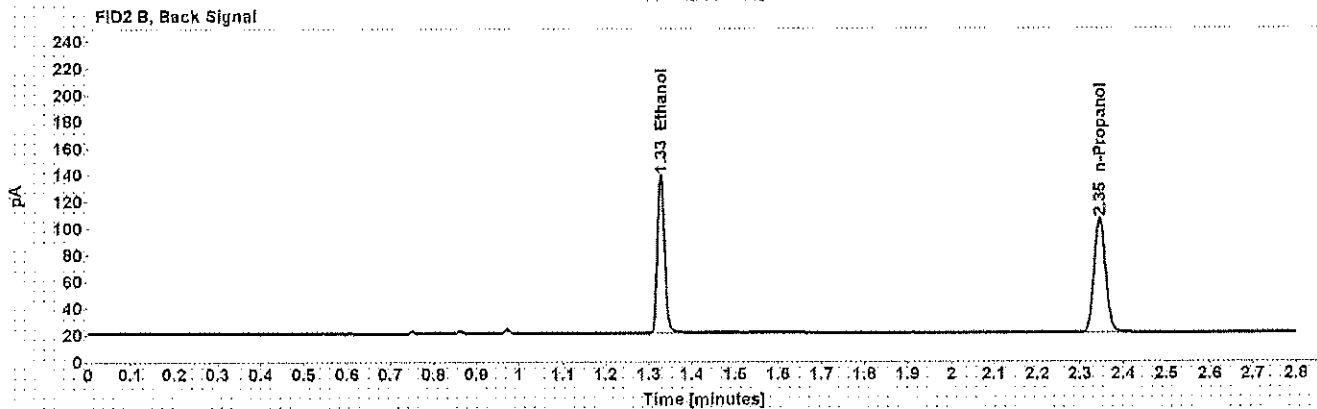
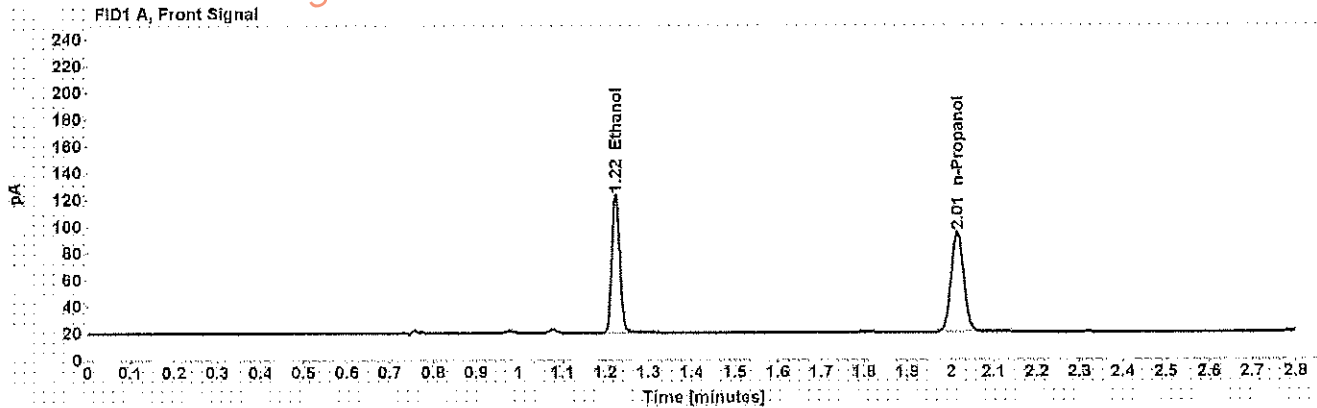


Table 1: FID 1 A (column DB-ALC1)

Compound	Amount (g/100mL)	Time (min)	Peak Area
>Ethanol	0.2320	1.224	132.632
n-Propanol	-----	2.015	152.887

Table 2: FID 2 B (column DB-ALC2)

Compound	Time (min)	Peak Area
Ethanol	1.328	137.075
n-Propanol	2.348	158.072

## Scottsdale Police Department Crime Lab Volatiles Analysis

<b>Sample:</b> [REDACTED]	<b>Item number:</b> 1141397
<b>Injection date:</b> 3/28/2017 7:40:52 PM	<b>Vial:</b> 54
<b>Method:</b> ethanol quant.M	<b>Sequence:</b> 28Mar17
<b>Instrument:</b> US14173023 CN14160045	<b>Analyst:</b> Adrian
<b>Data file:</b> C:\Chem32\11\Data\28Mar17\154.D	

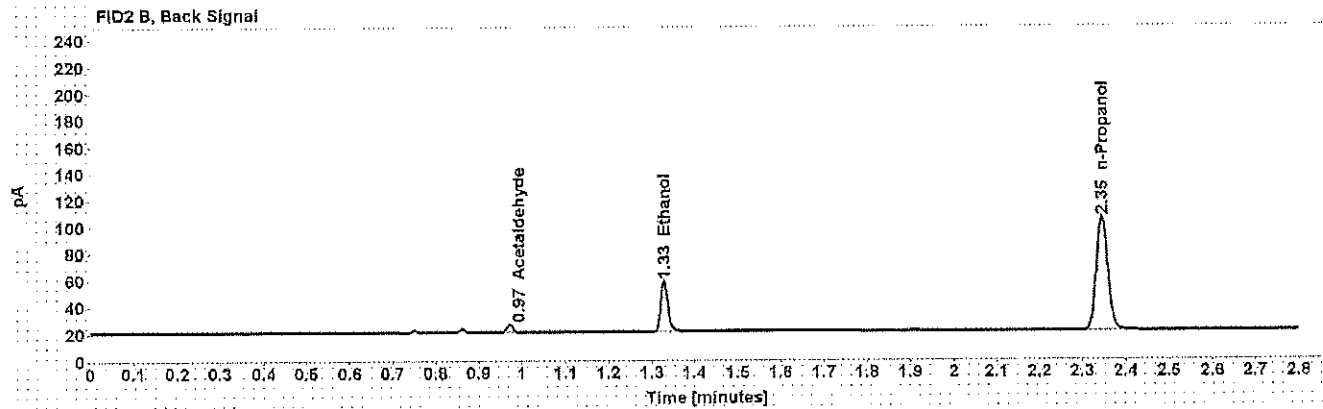
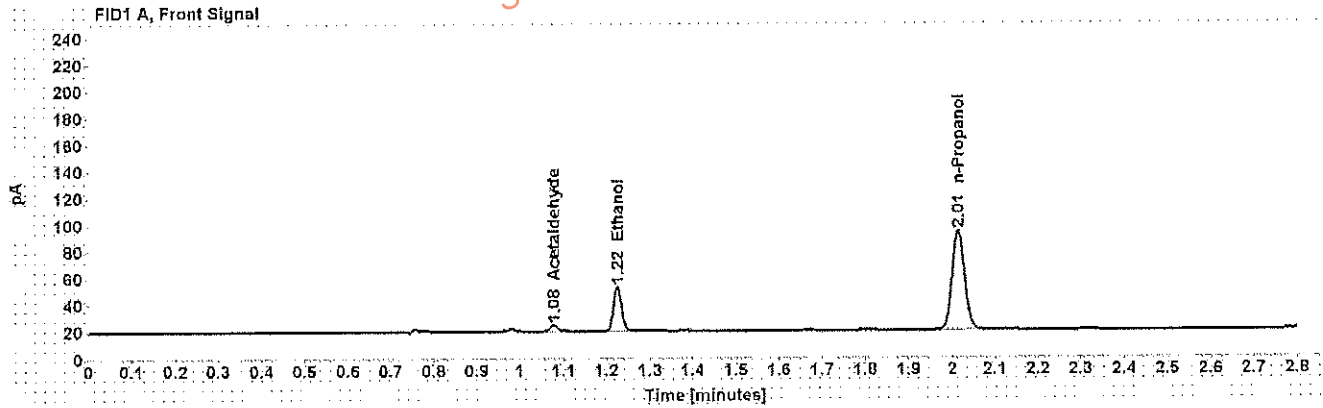


Table 1: FID 1 A (column DB-ALC1)

Compound	Amount (g/100mL)	Time (min)	Peak Area
Acetaldehyde	-----	1.078	5.143
>Ethanol	0.0755	1.225	42.433
n-Propanol	-----	2.015	151.942

Table 2: FID 2 B (column DB-ALC2)

Compound	Time (min)	Peak Area
Acetaldehyde	0.972	5.477
Ethanol	1.328	43.508
n-Propanol	2.346	157.078

## Scottsdale Police Department Crime Lab Volatiles Analysis

Sample: [REDACTED]	Item number: 1141397
Injection date: 3/28/2017 7:45:07 PM	Vial: 55
Method: ethanol quant M	Sequence: 28Mar17
Instrument: US14173023 CN14160045	Analyst: Adrian
Data file: C:\Chem32\1\Data\28Mar17\55.D	

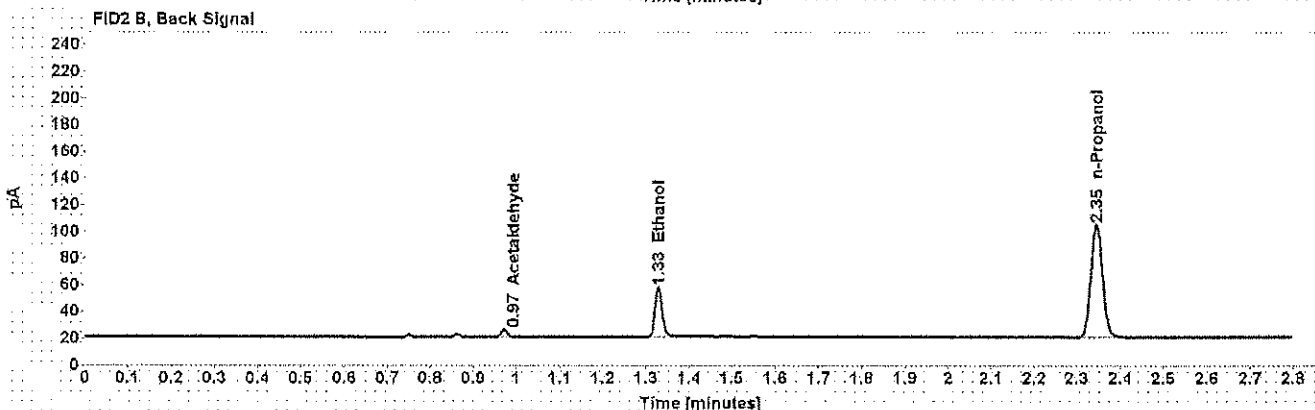
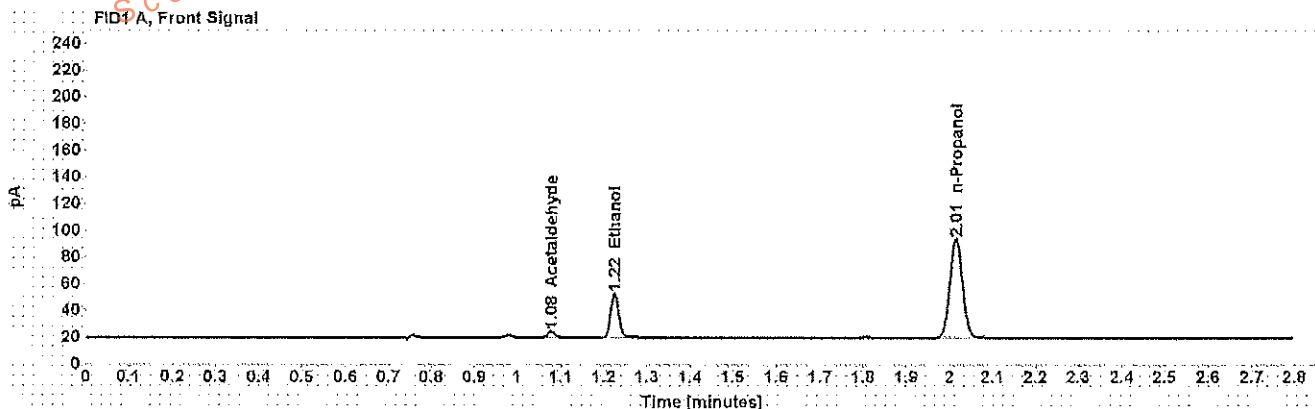


Table 1: FID 1 A (column DB-ALC1)

Compound	Amount (g/100mL)	Time (min)	Peak Area
Acetaldehyde	-----	1.078	4.761
>Ethanol	0.0747	1.225	41.867
n-Propanol	-----	2.015	151.718

Table 2: FID 2 B (column DB-ALC2)

Compound	Time (min)	Peak Area
Acetaldehyde	0.972	5.108
Ethanol	1.328	43.161
n-Propanol	2.345	156.945



Case: [REDACTED]

User: wadrian 3/30/2017

## Scottsdale Police Department Crime Lab Volatiles Analysis

Sample: [REDACTED]	Item number: 1141690
Injection date: 3/28/2017 7:49:07 PM	Vial: 56
Method: ethanol quant.M	Sequence: 28Mar17
Instrument: US14173023 CN14160045	Analyst: Adrian
Data file: C:\Chem321\1Data\28Mar17\56.D	

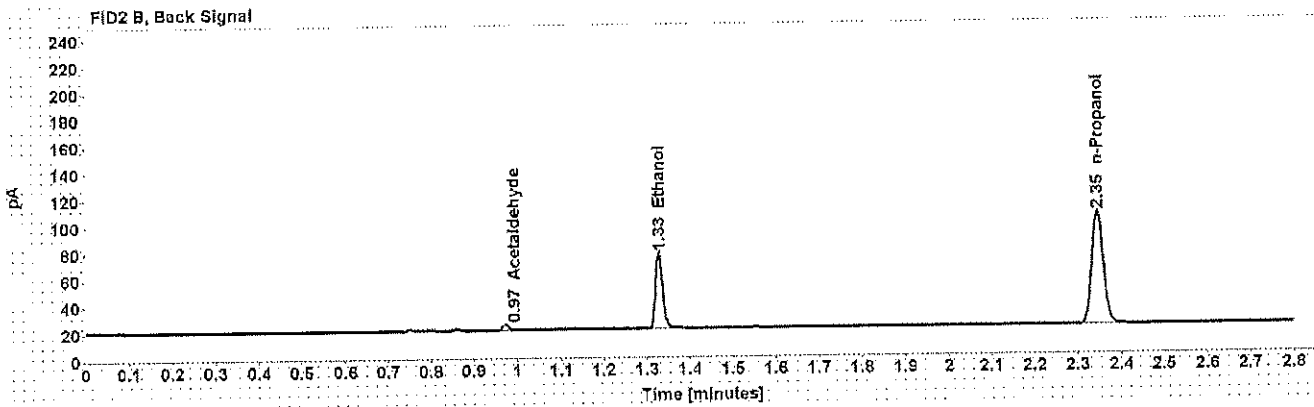
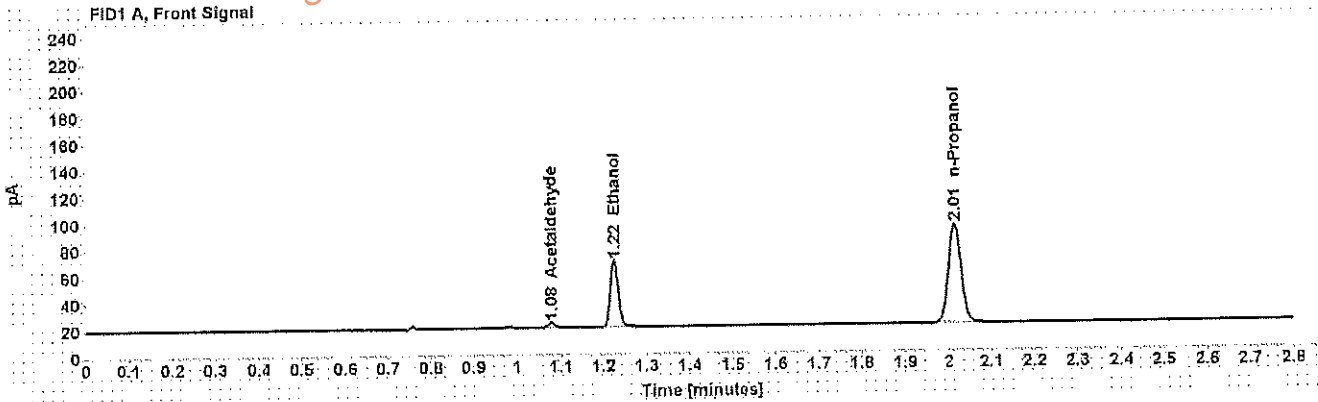


Table 1: FID 1 A (column DB-ALC1)

Compound	Amount (g/100mL)	Time (min)	Peak Area
Acetaldehyde	-----	1.078	3.835
>Ethanol	0.1128	1.225	63.588
n-Propanol	-----	2.015	151.640

Table 2: FID 2 B (column DB-ALC2)

Compound	Time (min)	Peak Area
Acetaldehyde	0.972	4.091
Ethanol	1.328	65.615
n-Propanol	2.346	156.764

Case: [REDACTED] User: wadrian 3/30/2017

## Scottsdale Police Department Crime Lab Volatiles Analysis

Sample:	[REDACTED]	Item number:	1141690
Injection date:	3/28/2017 7:53:07 PM	Vial:	57
Method:	ethanol quant.M	Sequence:	28Mar17
Instrument:	US14173023 CN14160045	Analyst:	Adrian
Data file:	C:\Chem32\1\Data\28Mar17\57.D		

Dissemination is restricted to Criminal Justice Agencies and authorized Non-C.J. Agencies ONLY. Secondary dissemination to unauthorized agencies is PROHIBITED.  
Scottsdale City Prosecutor

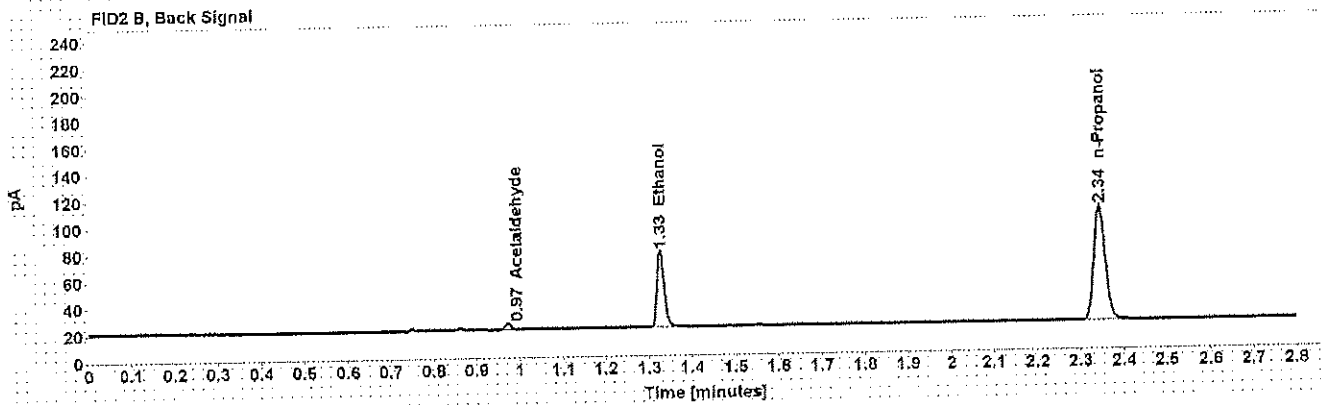
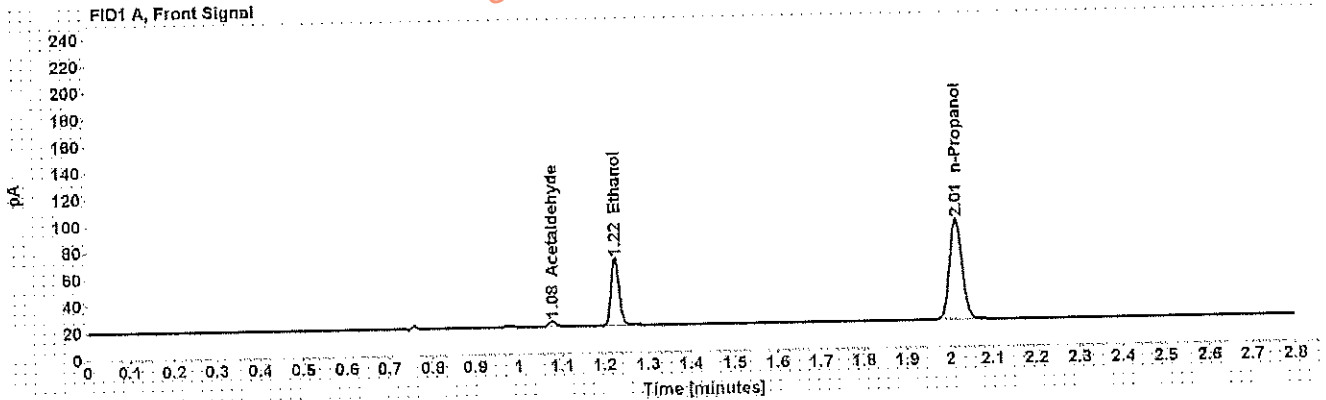


Table 1: FID 1 A (column DB-ALC1)

Compound	Amount (g/100mL)	Time (min)	Peak Area
Acetaldehyde	-----	1.078	4.058
>Ethanol	0.1126	1.224	64.398
n-Propanol	-----	2.014	153.832

Table 2: FID 2 B (column DB-ALC2)

Compound	Time (min)	Peak Area
Acetaldehyde	0.972	4.286
Ethanol	1.327	66.253
n-Propanol	2.345	158.950

## Scottsdale Police Department Crime Lab Volatiles Analysis

<b>Sample:</b> [REDACTED]	<b>Item number:</b> 1141407
<b>Injection date:</b> 3/28/2017 7:57:08 PM	<b>Vial:</b> 58
<b>Method:</b> ethanol quant.M	<b>Sequence:</b> 28Mar17
<b>Instrument:</b> US14173023 CN14160045	<b>Analyst:</b> Adrian
<b>Data file:</b> C:\Chem32\11\Data\28Mar17\58.D	

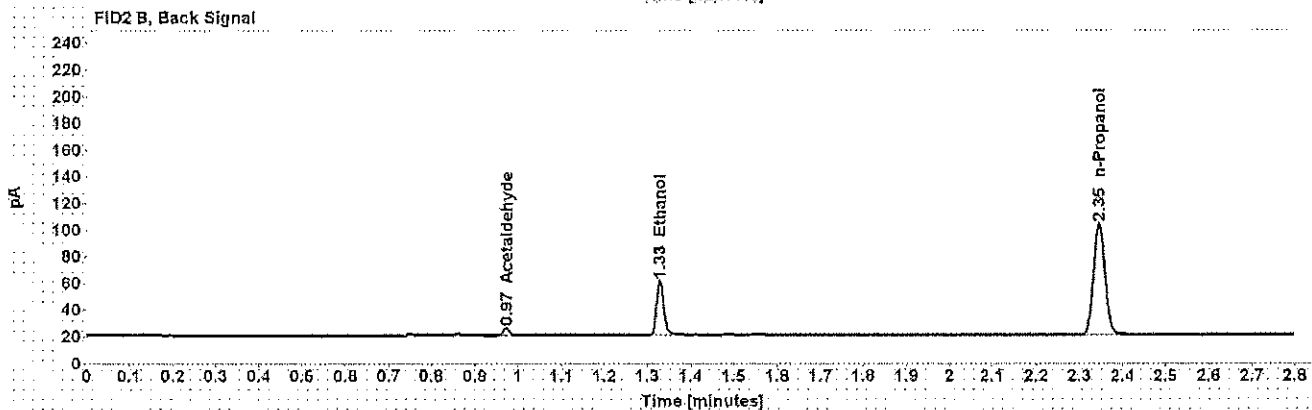
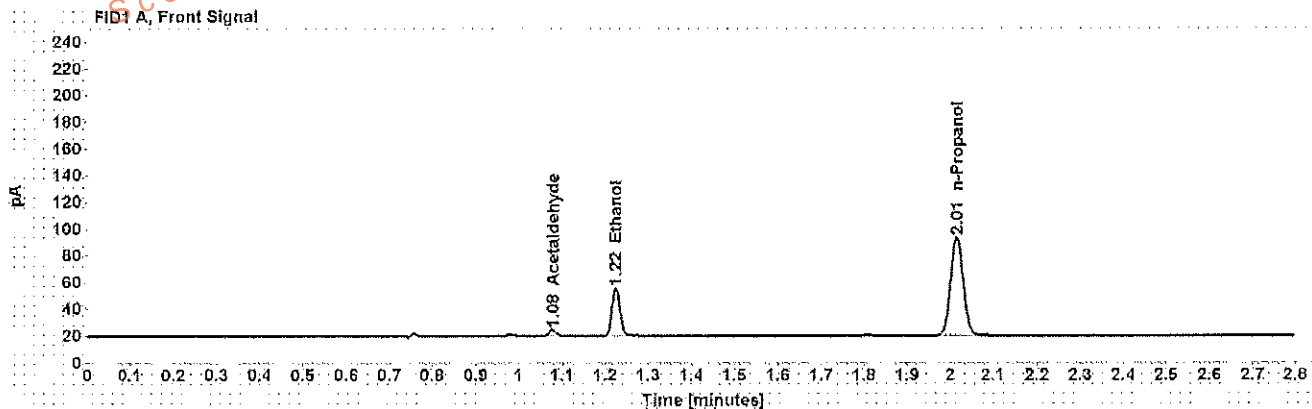


Table 1: FID 1 A (column DB-ALC1)

Compound	Amount (g/100mL)	Time (min)	Peak Area
Acetaldehyde	-----	1.078	4.744
>Ethanol	0.0824	1.225	45.885
n-Propanol	-----	2.015	150.480

Table 2: FID 2 B (column DB-ALC2)

Compound	Time (min)	Peak Area
Acetaldehyde	0.972	4.955
Ethanol	1.329	47.690
n-Propanol	2.346	155.643

Case: [REDACTED] User: wadrian 3/30/2017

### Scottsdale Police Department Crime Lab Volatiles Analysis

Sample: [REDACTED] Item number: 1141407  
Injection date: 3/28/2017 8:01:07 PM Vial: 59  
Method: ethanol quant.M Sequence: 28Mar17  
Instrument: US14173023.CN14160045 Analyst: Adrian  
Data file: C:\Chem3211\Data\28Mar17\59.D

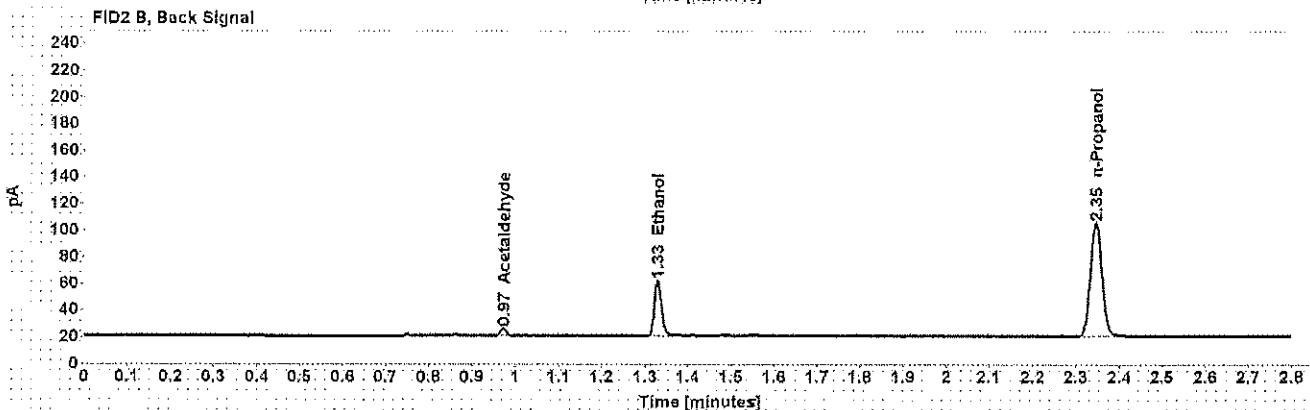
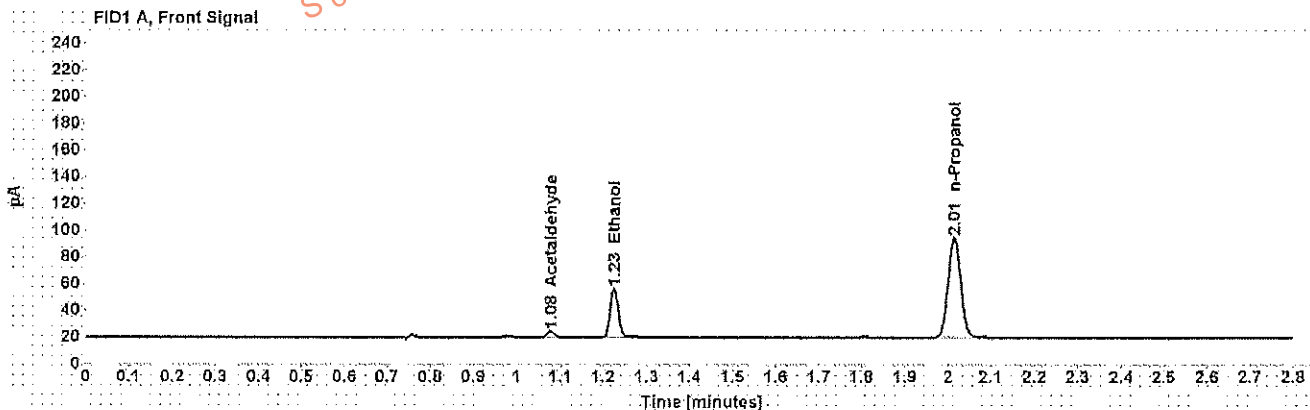


Table 1: FID 1 A (column DB-ALC1)

Compound	Amount (g/100mL)	Time (min)	Peak Area
Acetaldehyde	-----	1.078	4.686
>Ethanol	0.0829	1.225	46.964
n-Propanol	-----	2.015	152.976

Table 2: FID 2 B (column DB-ALC2)

Compound	Time (min)	Peak Area
Acetaldehyde	0.973	4.965
Ethanol	1.329	48.218
n-Propanol	2.346	158.060

Case: [REDACTED] User: wadrian 3/30/2017

### Scottsdale Police Department Crime Lab Volatiles Analysis

Sample: [REDACTED] Item number: 1145328  
Injection date: 3/28/2017 8:05:08 PM Vial: 60  
Method: ethanol quant.M Sequence: 28Mar17  
Instrument: US14173023 CN14160045 Analyst: Adrian  
Data file: C:\Chem321\Data\28Mar17\160.D

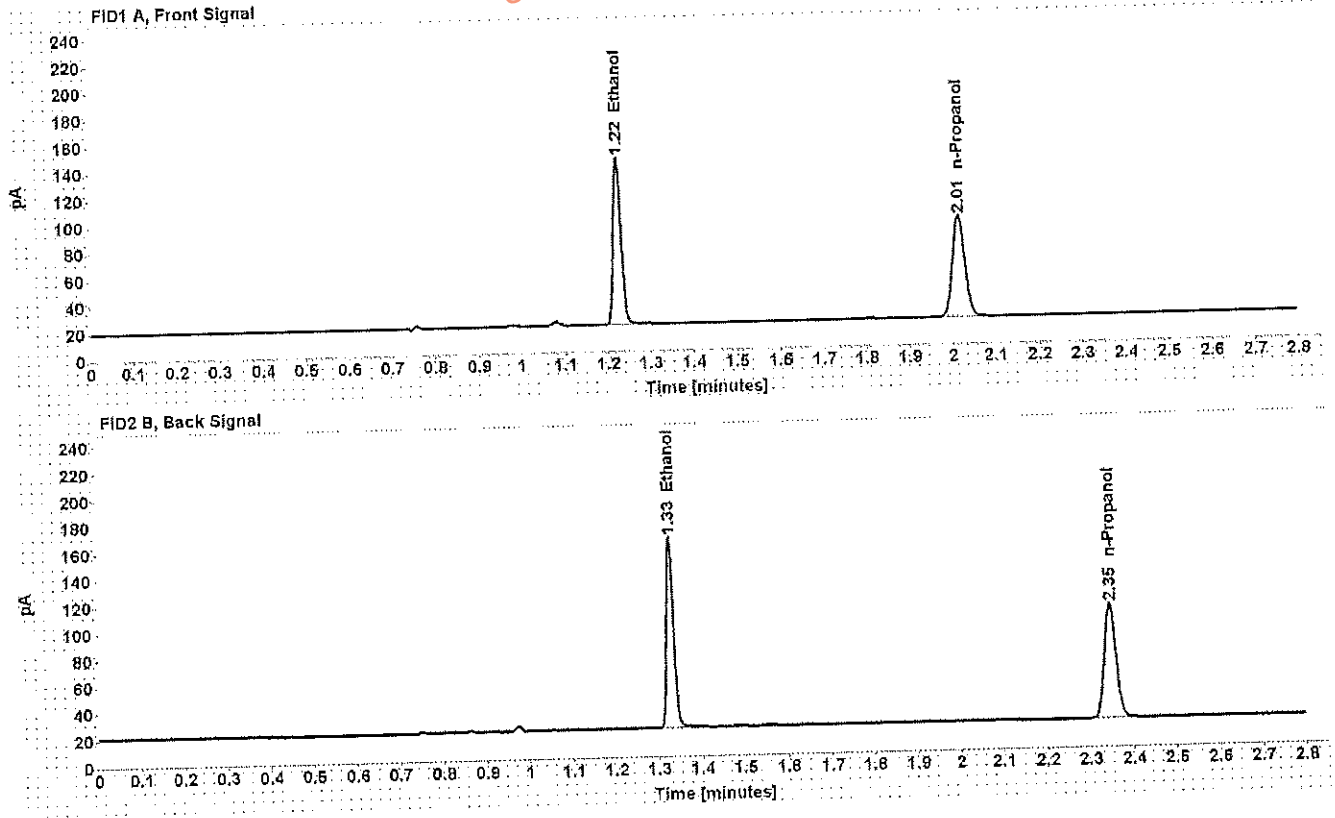


Table 1: FID 1 A (column DB-ALC1)

Compound	Amount (g/100mL)	Time (min)	Peak Area
>Ethanol	0.2775	1.224	160.597
n-Propanol	-----	2.015	154.605

Table 2: FID 2 B (column DB-ALC2)

Compound	Time (min)	Peak Area
Ethanol	1.328	166.115
n-Propanol	2.346	159.505

Case: [REDACTED] User: wadrian 3/30/2017

### Scottsdale Police Department Crime Lab Volatiles Analysis

Sample: [REDACTED] Item number: 1145328  
Injection date: 3/28/2017 8:09:23 PM Vial: 61  
Method: ethanol quant.M Sequence: 28Mar17  
Instrument: US14173023 CN14160045 Analyst: Adrian  
Data file: C:\Chem32\1\Data\28Mar17\61.D

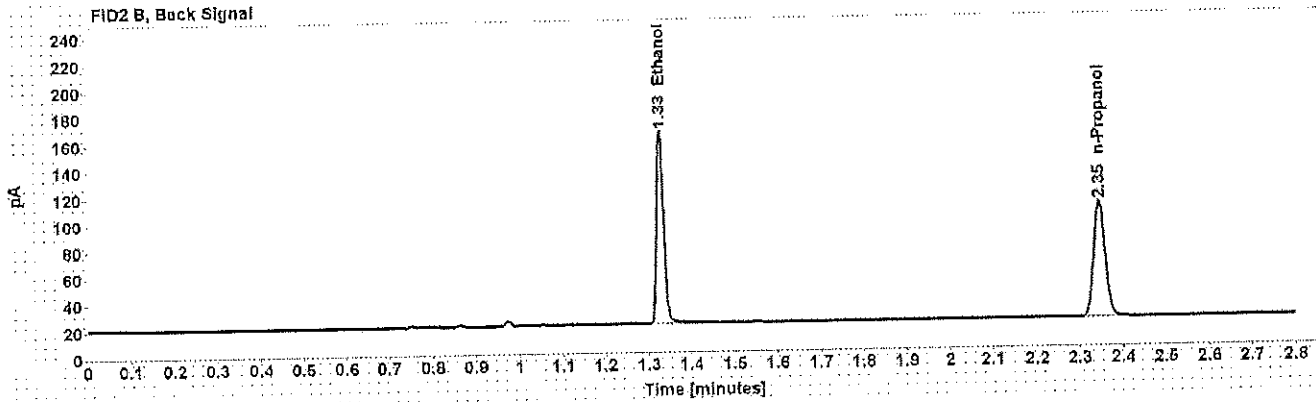
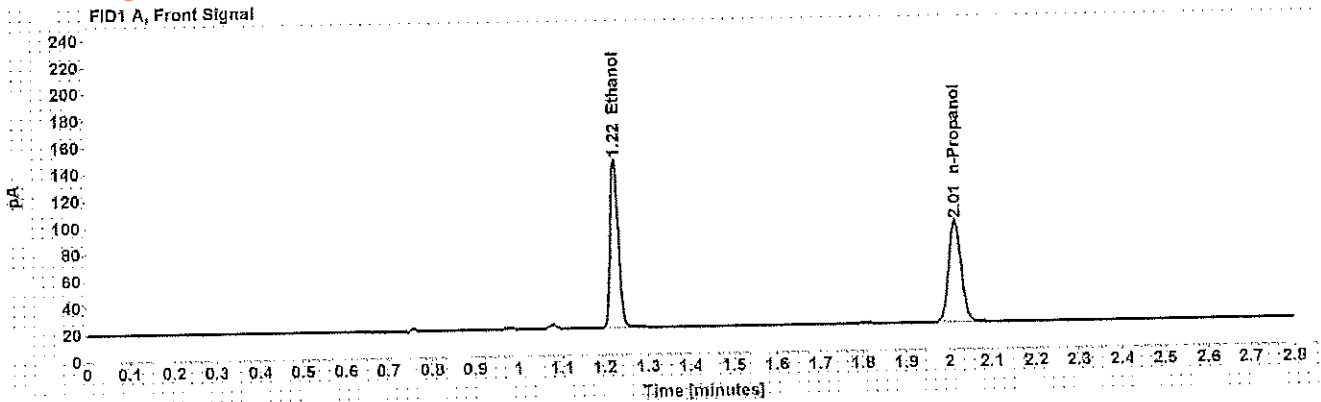


Table 1: FID 1 A (column DB-ALC1)

Compound	Amount (g/100mL)	Time (min)	Peak Area
>Ethanol	0.2785	1.224	161.959
n-Propanol	-----	2.015	155.363

Table 2: FID 2 B (column DB-ALC2)

Compound	Time (min)	Peak Area
Ethanol	1.328	167.796
n-Propanol	2.346	160.386

Case: [REDACTED] User: wadrian 3/30/2017

## Scottsdale Police Department Crime Lab Volatiles Analysis

Sample:	[REDACTED]	Item number:	1118823
Injection date:	3/28/2017 8:13:23 PM	Vial:	62
Method:	ethanol quant.M	Sequence:	28Mar17
Instrument:	US14173023 CN14160045	Analyst:	Adrian
Data file:	C:\Chem3211\Data\28Mar17\62.D		

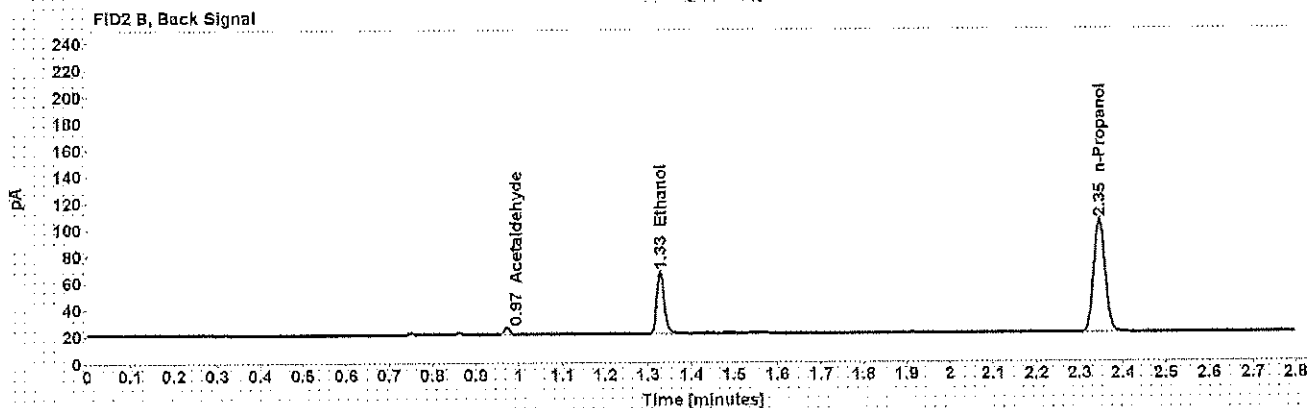
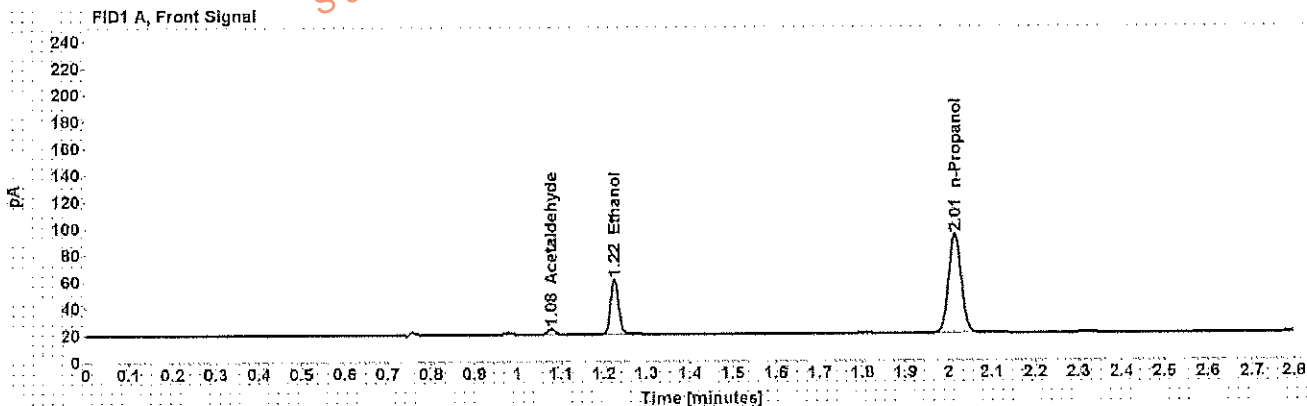


Table 1: FID 1 A (column DB-ALC1)

Compound	Amount (g/100mL)	Time (min)	Peak Area
Acetaldehyde	-----	1.078	4.460
>Ethanol	0.0939	1.225	52.745
n-Propanol	-----	2.015	151.424

Table 2: FID 2 B (column DB-ALC2)

Compound	Time (min)	Peak Area
Acetaldehyde	0.972	4.715
Ethanol	1.328	54.401
n-Propanol	2.345	156.786

## Scottsdale Police Department Crime Lab Volatiles Analysis

Sample: [REDACTED]	Item number: 1118823
Injection date: 3/28/2017 8:17:22 PM	Vial: 63
Method: ethanol quant.M	Sequence: 28Mar17
Instrument: US14173023 CN14160045	Analyst: Adrian
Data file: C:\Chem3211\Data\28Mar17\163.D	

Dissemination is restricted to Criminal Justice Agencies and authorized Non-C.J. Agencies ONLY. Secondary dissemination to unauthorized agencies is PROHIBITED.  
Scottsdale City Prosecutor

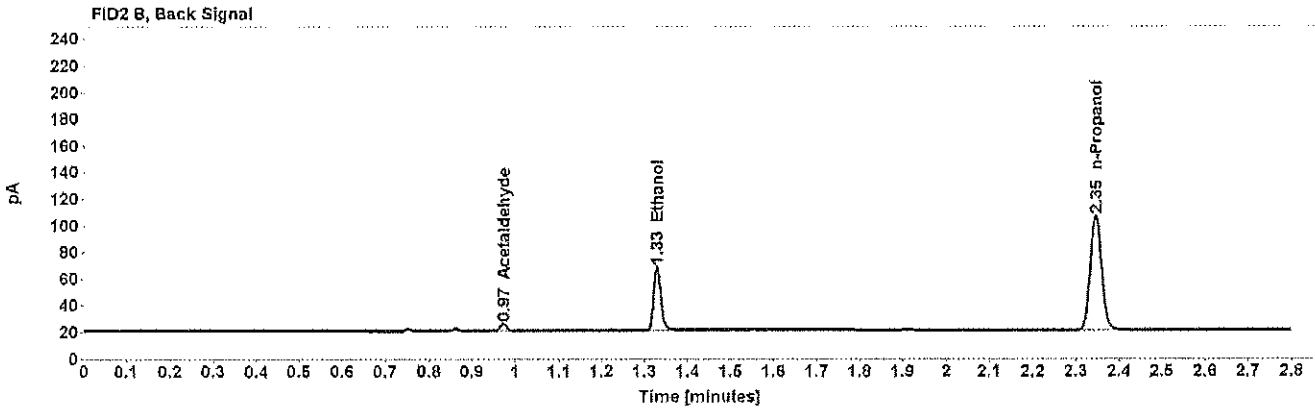
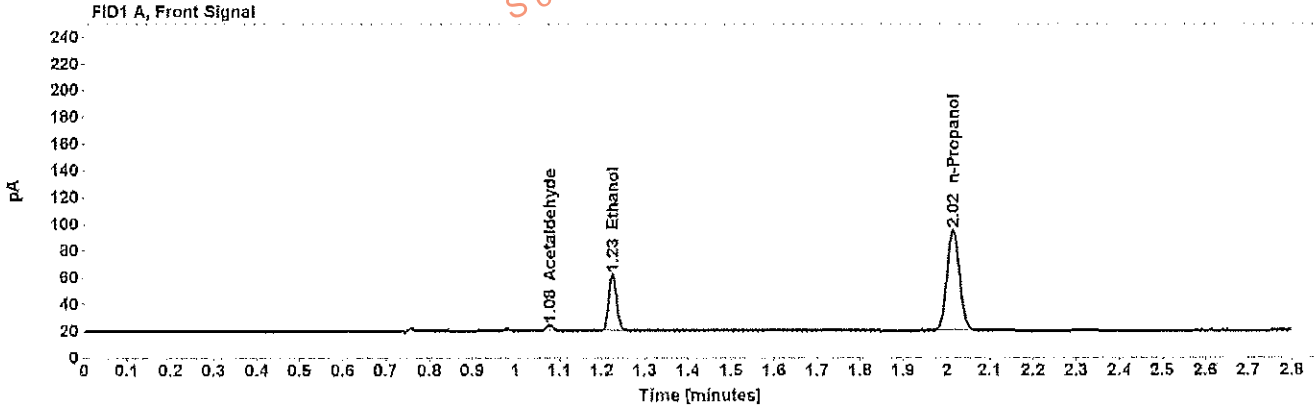


Table 1: FID 1 A (column DB-ALC1)

Compound	Amount (g/100mL)	Time (min)	Peak Area
Acetaldehyde	-----	1.078	4.481
>Ethanol	0.0947	1.225	54.149
n-Propanol	-----	2.015	154.151

Table 2: FID 2 B (column DB-ALC2)

Compound	Time (min)	Peak Area
Acetaldehyde	0.973	4.784
Ethanol	1.329	55.793
n-Propanol	2.346	159.595