

# SCOTTSDALE POLICE DEPARTMENT CRIME LABORATORY BLOOD ALCOHOL FACE SHEET

ANALYSIS DATE 8/22/2017 SEQUENCE NAME 22Aug17

### EQUIPMENT

Pipettor  Hamilton ML600EH7497  Hamilton ML600GJ10749  
 Gas Chromatograph  Agilent US14173023

### INSTRUMENT CALIBRATION

Vial 1	0.02 calibrator	Lot	<u>FN03241604</u>	Coefficient of determination (r <sup>2</sup> ) <u>0.99998</u>
Vial 2	0.10 calibrator	Lot	<u>FN06181501</u>	
Vial 3	0.20 calibrator	Lot	<u>FN07201502</u>	
Vial 4	0.40 calibrator	Lot	<u>FN11191402</u>	

### CALIBRATION VERIFICATION AND RESOLUTION TEST

Vial	Sample	Expected result	Measured result	Manufacturer/lot
5	Blank	Not detected	Not detected	SPD lab 062217
6	Volatiles mixture	6 compounds	6 compounds	SPD lab 020917WLA
7	Aqueous control	0.400 g/dL	0.401 g/dL	Lipomed 08012015-C
8	Aqueous control	0.040 g/dL	0.040 g/dL	Lipomed 09022015-A
9	Blood control	0.200 g/dL	0.199 g/dL	ACQ 407041529/3
20	Aqueous control	0.080 g/dL	0.080 g/dL	Lipomed 28082014-B
31	Aqueous control	0.150 g/dL	0.152 g/dL	Lipomed 09022015-C
42	Blood control	0.200 g/dL	0.201 g/dL	ACQ 407041529/3
53	Aqueous control	0.080 g/dL	0.081 g/dL	Lipomed 28082014-B
64	Aqueous control	0.400 g/dL	0.409 g/dL	Lipomed 08012015-C
65	Aqueous control	0.040 g/dL	0.040 g/dL	Lipomed 09022015-A
66	Blood control	0.200 g/dL	0.202 g/dL	ACQ 407041529/3
67	Blank	Not detected	Not detected	SPD lab 062217

### SUBJECT SAMPLES

Subjects in the sequence 25 Subjects requiring reanalysis 0

**ADDITIONAL NOTES:** Item number missing digit when transcribed from request, hand corrected on sequence summary and chromatograms 32 & 33.

Run valid <input checked="" type="checkbox"/>	Run invalid <input type="checkbox"/>	<u>WA B1570 8/24/17</u>	Analyst	Run valid <input checked="" type="checkbox"/>	Run invalid <input type="checkbox"/>	<u>KOSECIZI 8/24/17</u>	Technical Reviewer
---	--------------------------------------	-------------------------	---------	---	--------------------------------------	-------------------------	--------------------

# Scottsdale Police Department Crime Laboratory WA

## Sequence Quality Assurance Summary

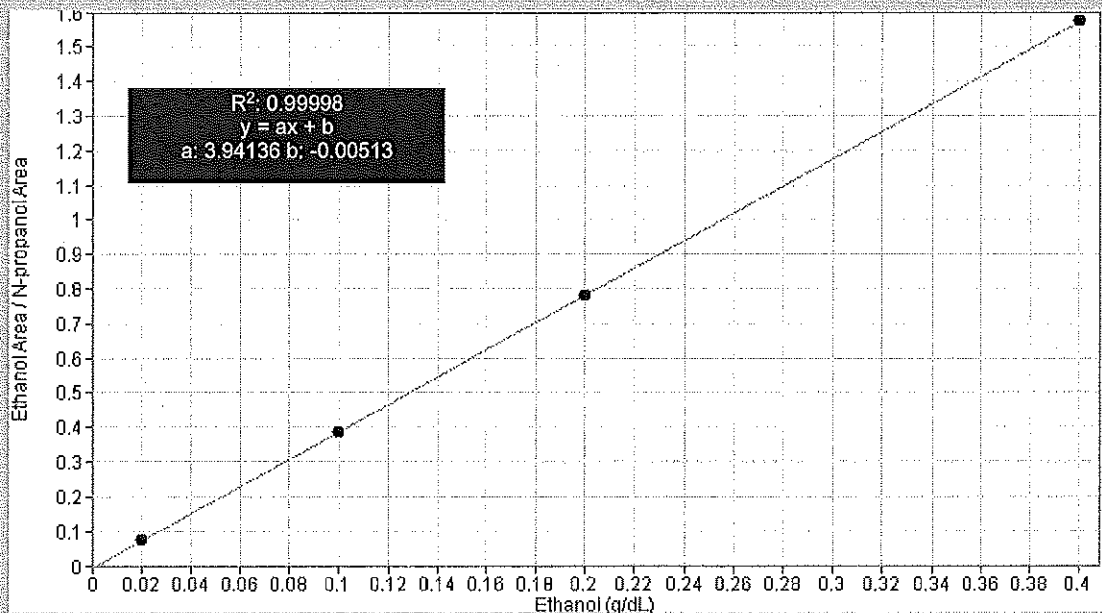
SEQUENCE NAME: 22Aug17

ANALYST: Adrian

Sample Name	Vial	Measured Value (g/dL)	Expected Value (g/dL)	Percent Difference	Absolute Difference (g/dL)
blank 062217	5	negative	negative	-	-
0.400 Lipomed 08012015-C	7	0.401	0.400	0.25	0.001
0.040 Lipomed 09022015-A	8	0.040	0.040	0.00	0.000
0.20 ACQ 407041529/3	9	0.199	0.200	0.50	-0.001
0.080 Lipomed 28082014-B	20	0.080	0.080	0.00	0.000
0.150 Lipomed 09022015-C	31	0.152	0.150	1.33	0.002
0.20 ACQ 407041529/3	42	0.201	0.200	0.50	0.001
0.080 Lipomed 28082014-B	53	0.081	0.080	1.25	0.001
0.40 Lipomed 08012015-C	64	0.409	0.400	2.25	0.009
0.04 Lipomed 09022015-A	65	0.040	0.040	0.00	0.000
0.20 ACQ 407041529/3	66	0.202	0.200	1.00	0.002
blank 062217	67	negative	negative	-	-

Calibrator	Ethanol Area	N-propanol Area	Ratio
0.020	12.481	162.975	0.077
0.100	65.796	169.652	0.388
0.200	129.802	166.535	0.779
0.400	258.229	164.120	1.573

### Calibration Line



# Scottsdale Police Department Crime Lab Volatiles Analysis

Sample: 0.020 Cerilliant FN03241604	Item number:
Injection date: 8/22/2017 10:55:35 AM	Vial: 1
Method: ethanol quant.M	Sequence: 22Aug17
Instrument: US14173023 CN14160045	Analyst: Adrian
Data file: C:\Chem32\1\Data\22Aug17\1.D	

Dissemination is restricted to Criminal Justice Agencies and authorized personnel only. Secondary dissemination to unauthorized agencies is PROHIBITED. WAA

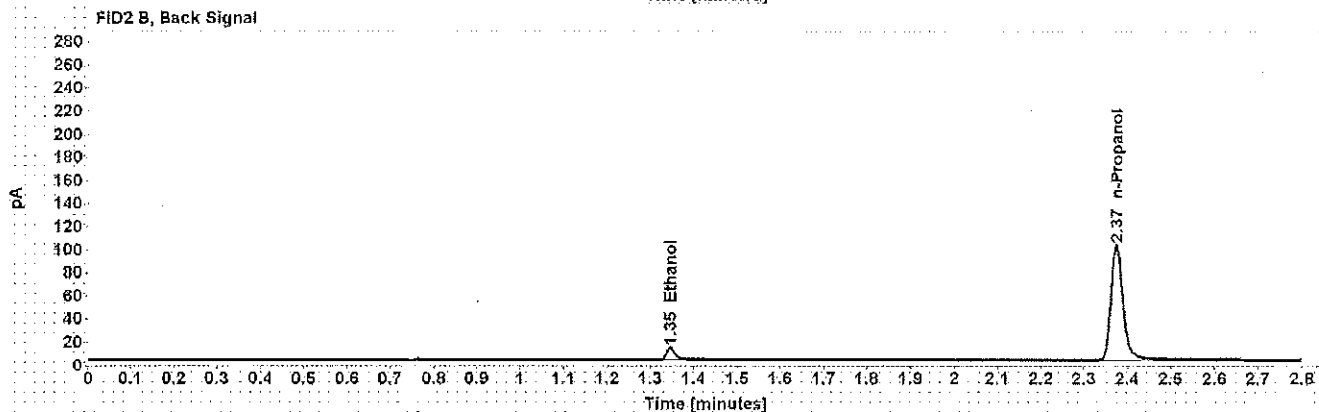
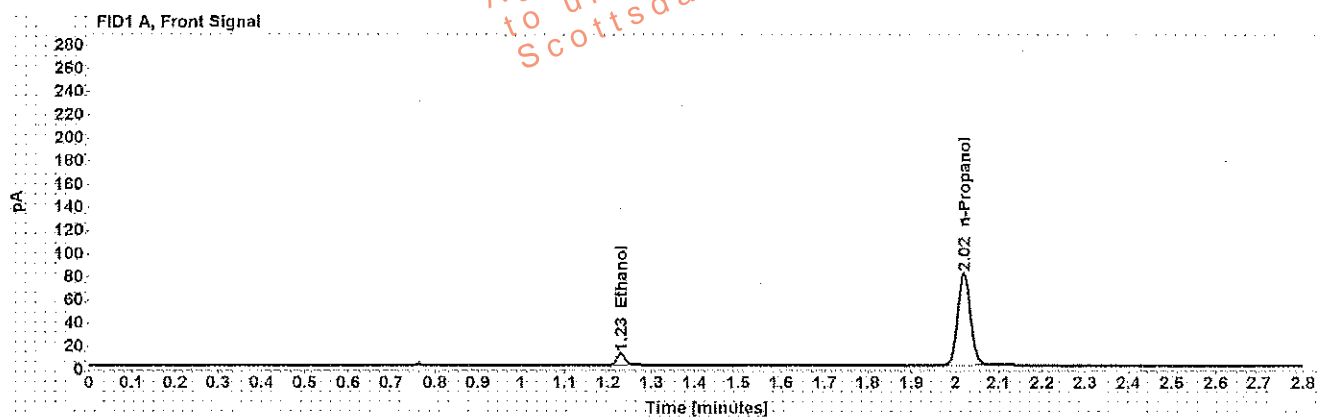


Table 1: FID 1 A (column DB-ALC1)

Compound	Time (min)	Peak Area
Ethanol	1.229	12.481
n-Propanol	2.020	162.975

Table 2: FID 2 B (column DB-ALC2)

Compound	Time (min)	Peak Area
Ethanol	1.346	14.276
n-Propanol	2.374	197.806

# Scottsdale Police Department Crime Lab Volatiles Analysis

WA

<b>Sample:</b> 0.100 Cerilliant FN06181501	<b>Item number:</b>
<b>Injection date:</b> 8/22/2017 10:59:34 AM	<b>Vial:</b> 2
<b>Method:</b> ethanol quant.M	<b>Sequence:</b> 22Aug17
<b>Instrument:</b> US14173023 CN14160045	<b>Analyst:</b> Adrian
<b>Data file:</b> C:\Chem32\11\Data\22Aug17\2.D	

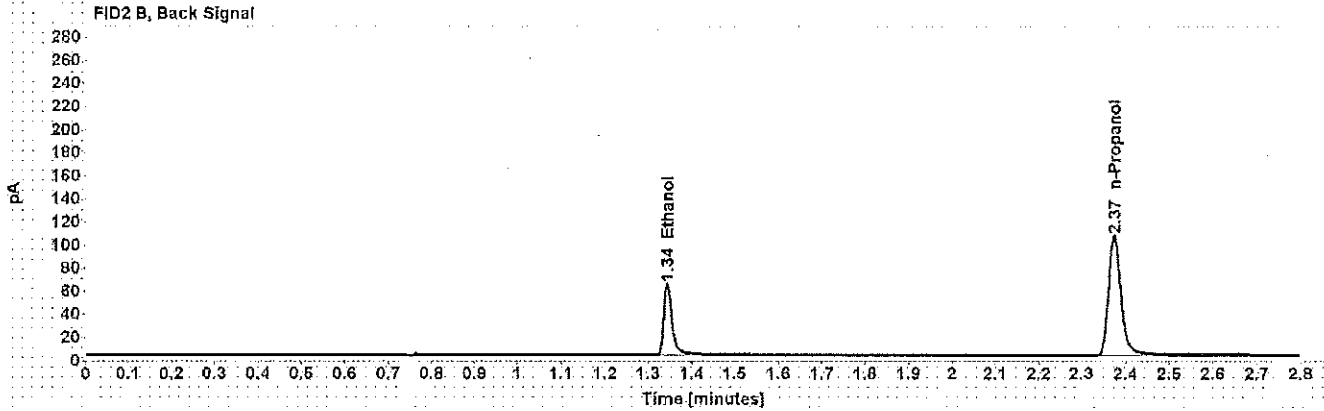
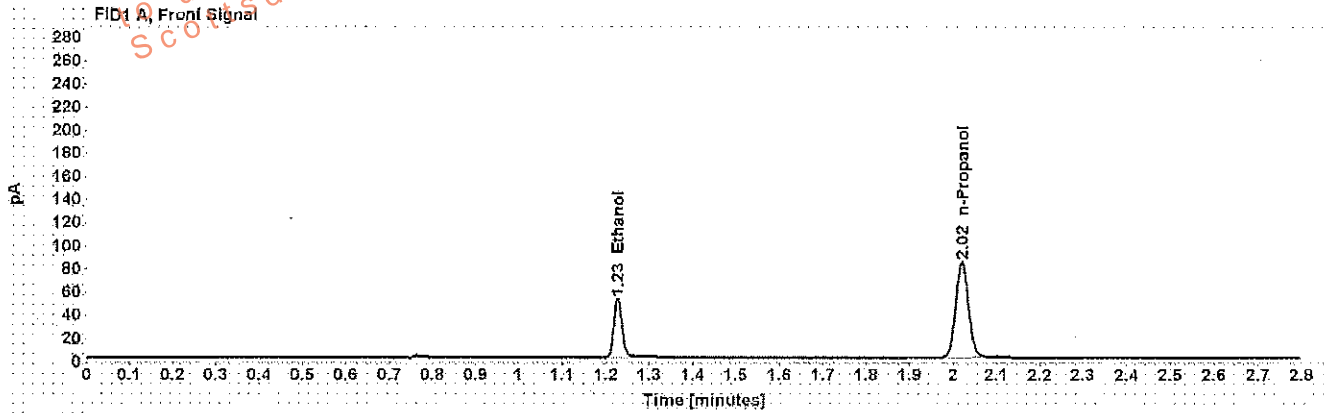


Table 1: FID 1 A (column DB-ALC1)

Compound	Time (min)	Peak Area
Ethanol	1.228	65.796
n-Propanol	2.020	169.652

Table 2: FID 2 B (column DB-ALC2)

Compound	Time (min)	Peak Area
Ethanol	1.344	81.068
n-Propanol	2.374	205.191

# Scottsdale Police Department Crime Lab Volatiles Analysis

WA

<b>Sample:</b> 0.200 Cerilliant FN07201502	<b>Item number:</b>
<b>Injection date:</b> 8/22/2017 11:03:36 AM	<b>Vial:</b> 3
<b>Method:</b> ethanol quant.M	<b>Sequence:</b> 22Aug17
<b>Instrument:</b> US14173023 CN14160045	<b>Analyst:</b> Adrian
<b>Data file:</b> C:\Chem32\11\Data\22Aug17\3.D	

Dissemination is restricted to Criminal Justice Agencies and authorized personnel only. Secondary dissemination to unauthorized agencies is PROHIBITED.  
 Scottsdale City Prosecutor's Office

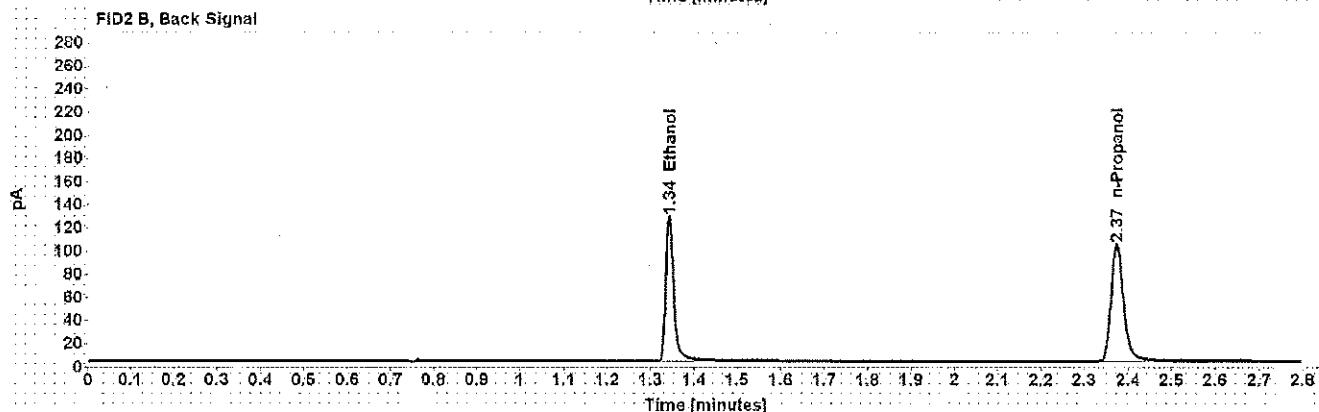
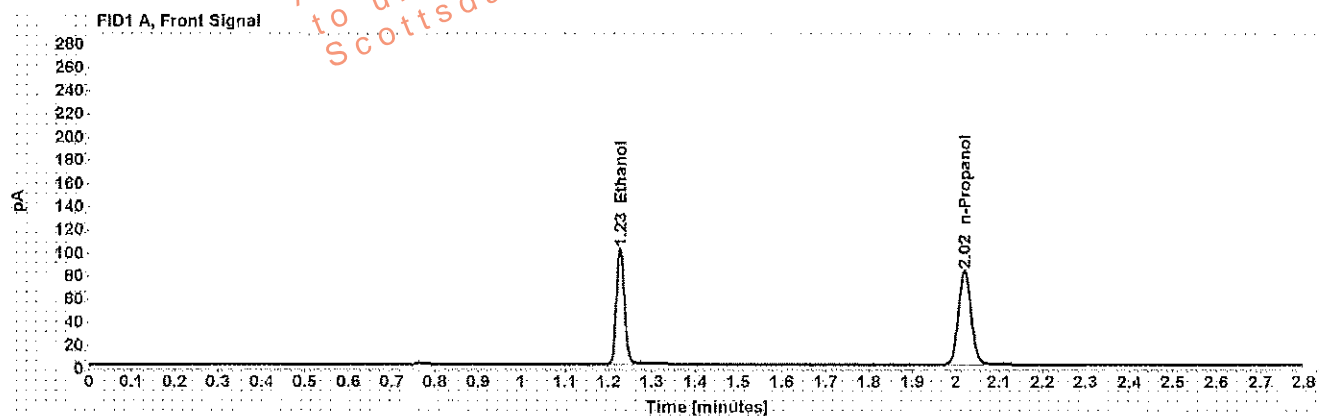


Table 1: FID 1 A (column DB-ALC1)

Compound	Time (min)	Peak Area
Ethanol	1.227	129.802
n-Propanol	2.020	166.535

Table 2: FID 2 B (column DB-ALC2)

Compound	Time (min)	Peak Area
Ethanol	1.342	160.941
n-Propanol	2.374	201.326

# Scottsdale Police Department Crime Lab Volatiles Analysis

Dissemination is restricted to Criminal Justice Agencies and authorized personnel only. Secondary dissemination to unauthorized agencies is PROHIBITED.

WA

Sample: 0.400 Cerilliant FN11191402	Item number:
Injection date: 8/22/2017 11:07:35 AM	Vial: 4
Method: ethanol quant.M	Sequence: 22Aug17
Instrument: US14173023 CN14160045	Analyst: Adrian
Data file: C:\Chem3211\Data\22Aug17\4.D	

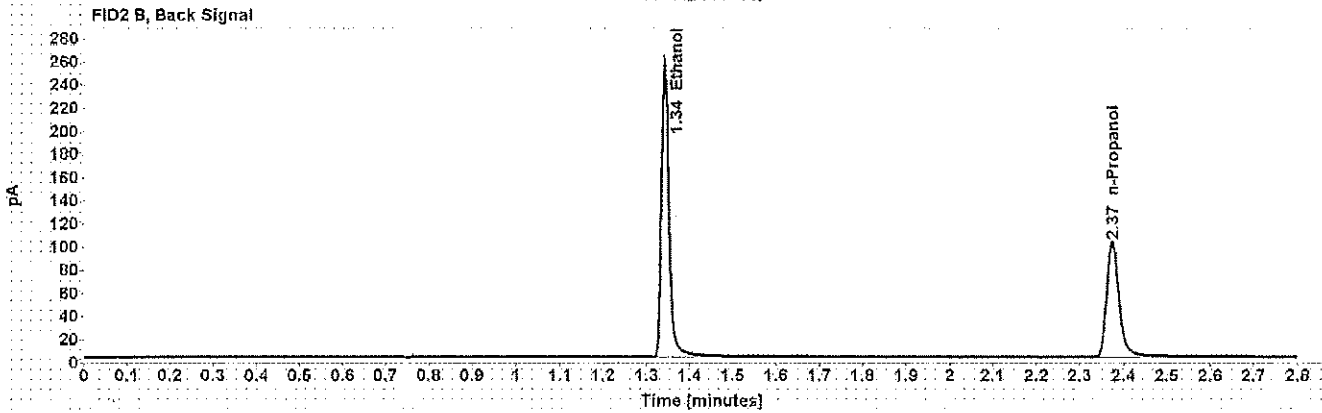
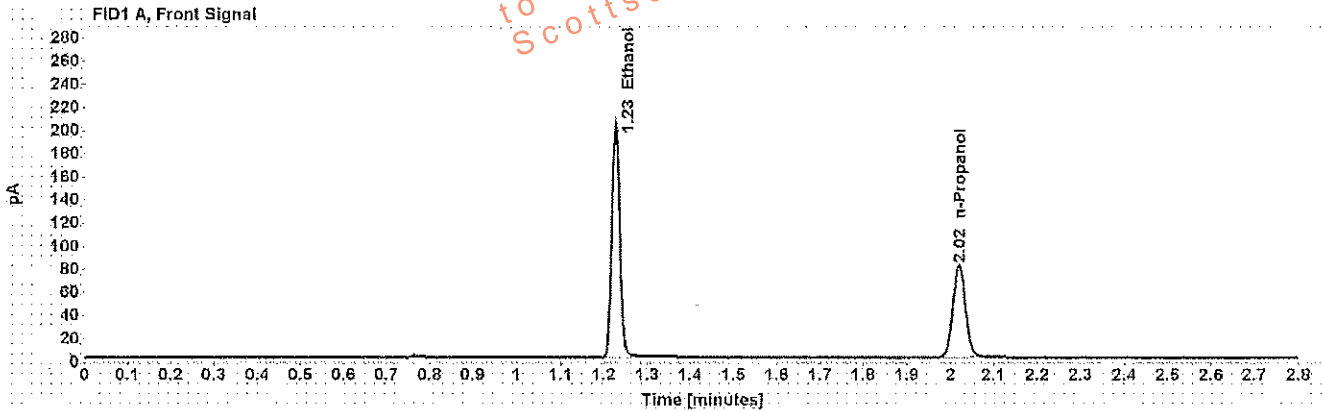


Table 1: FID 1 A (column DB-ALC1)

Compound	Time (min)	Peak Area
Ethanol	1.227	258.229
n-Propanol	2.020	164.120

Table 2: FID 2 B (column DB-ALC2)

Compound	Time (min)	Peak Area
Ethanol	1.342	317.953
n-Propanol	2.374	198.523

# Scottsdale Police Department Crime Lab Volatiles Analysis

LNA

<b>Sample:</b> blank 062217	<b>Item number:</b>
<b>Injection date:</b> 8/22/2017 11:11:34 AM	<b>Vial:</b> 5
<b>Method:</b> ethanol quant.M	<b>Sequence:</b> 22Aug17
<b>Instrument:</b> US14173023 CN14160045	<b>Analyst:</b> Adrian
<b>Data file:</b> C:\Chem32\11\Data\22Aug17\5.D	

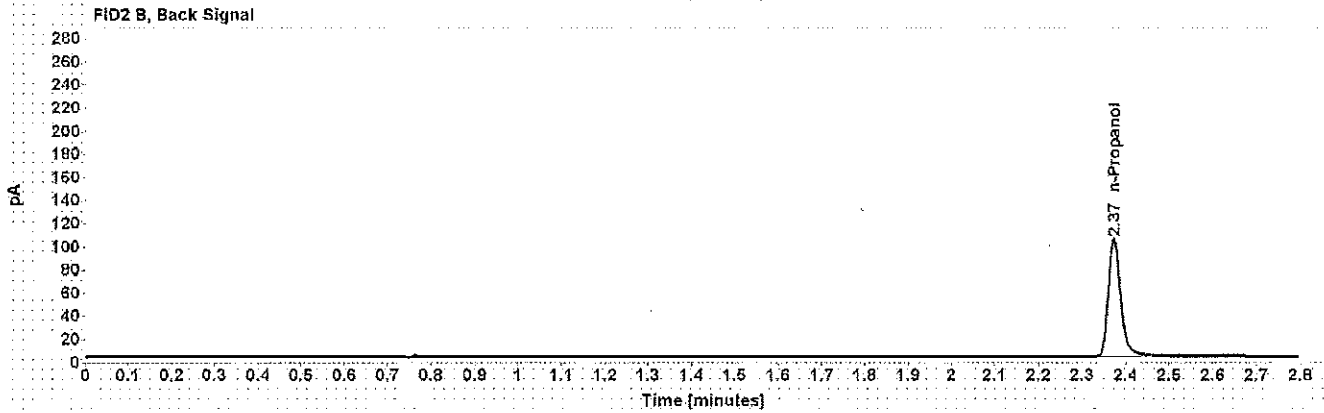
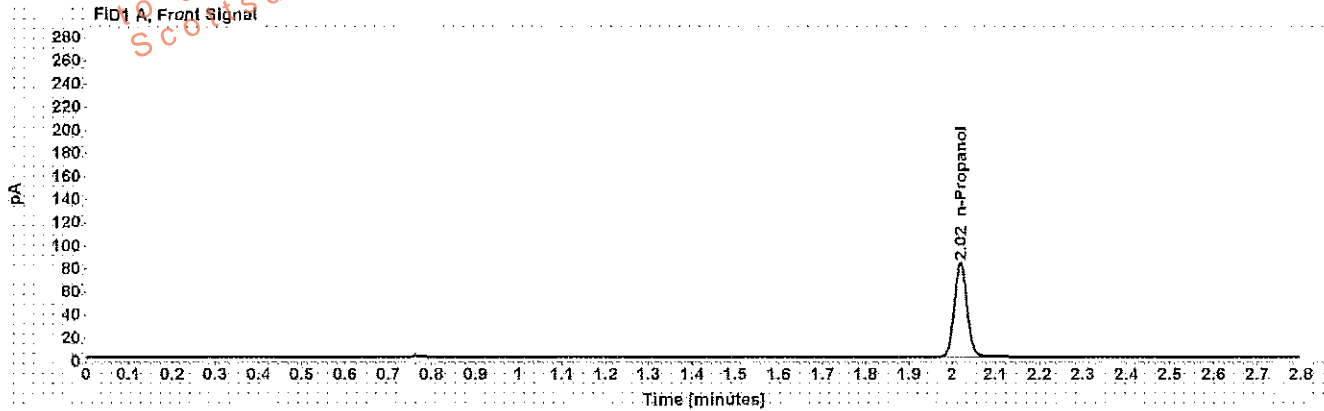


Table 1: FID 1 A (column DB-ALC1)

Compound	Amount (g/100mL)	Time (min)	Peak Area
n-Propanol	-----	2.020	167.850

Table 2: FID 2 B (column DB-ALC2)

Compound	Time (min)	Peak Area
n-Propanol	2.373	202.972

# Scottsdale Police Department Crime Lab Volatiles Analysis

WJA

Sample: volatiles mix 020917 WLA	Item number:
Injection date: 8/22/2017 11:15:35 AM	Vial: 6
Method: ethanol quant.M	Sequence: 22Aug17
Instrument: US14173023 CN14160045	Analyst: Adrian
Data file: C:\Chem32\11\Data\22Aug17\6.D	

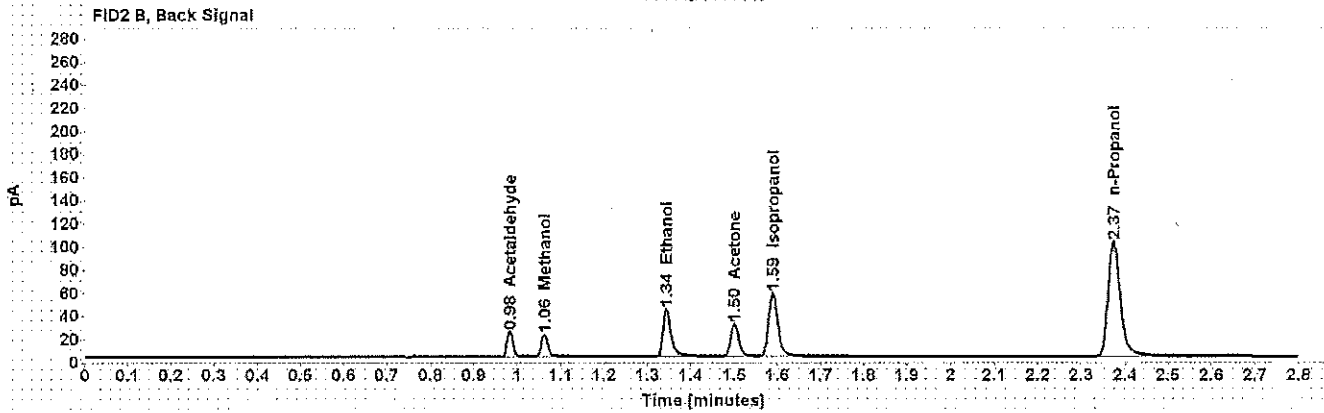
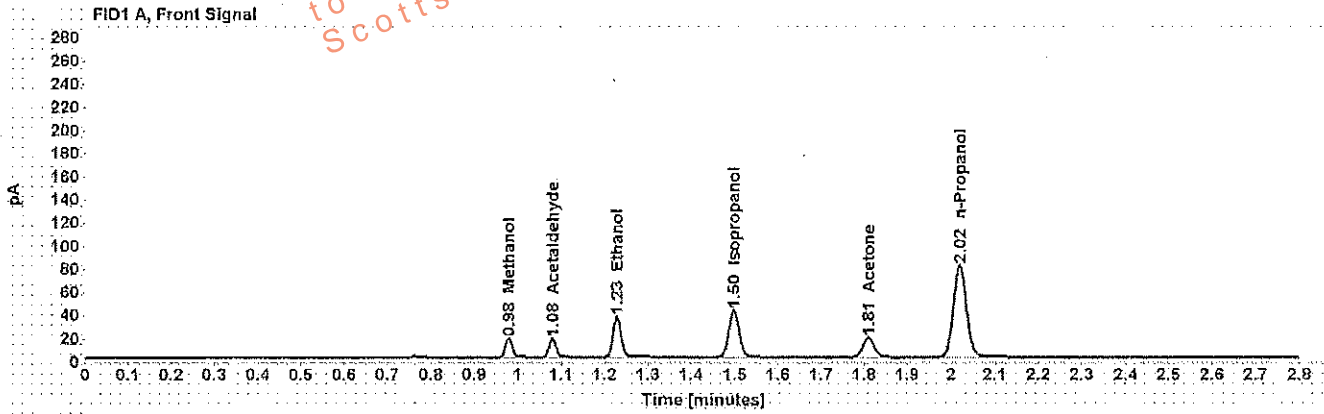


Table 1: FID 1 A (column DB-ALC1)

Compound	Amount (g/100mL)	Time (min)	Peak Area
Methanol	-----	0.979	18.413
Acetaldehyde	-----	1.081	17.816
>Ethanol	0.0717	1.228	45.521
Isopropanol	-----	1.498	66.349
Acetone	-----	1.809	29.893
n-Propanol	-----	2.020	164.007

Table 2: FID 2 B (column DB-ALC2)

Compound	Time (min)	Peak Area
Acetaldehyde	0.983	21.514
Methanol	1.063	20.624
Ethanol	1.344	55.282
Acetone	1.501	37.148
Isopropanol	1.589	82.386
n-Propanol	2.374	198.208



# Scottsdale Police Department Crime Lab Volatiles Analysis

Dissemination is restricted to Criminal Justice Agencies ONLY. Secondary dissemination to unauthorized agencies is PROHIBITED.  
 Scottsdale City Prosecutor

WA

Sample: 0.400 Lipomed 08012015-C	Item number:
Injection date: 8/22/2017 11:19:49 AM	Vial: 7
Method: ethanol quant.M	Sequence: 22Aug17
Instrument: US14173023 CN14160045	Analyst: Adrian
Data file: C:\Chem32\1\Data\22Aug17\7.D	

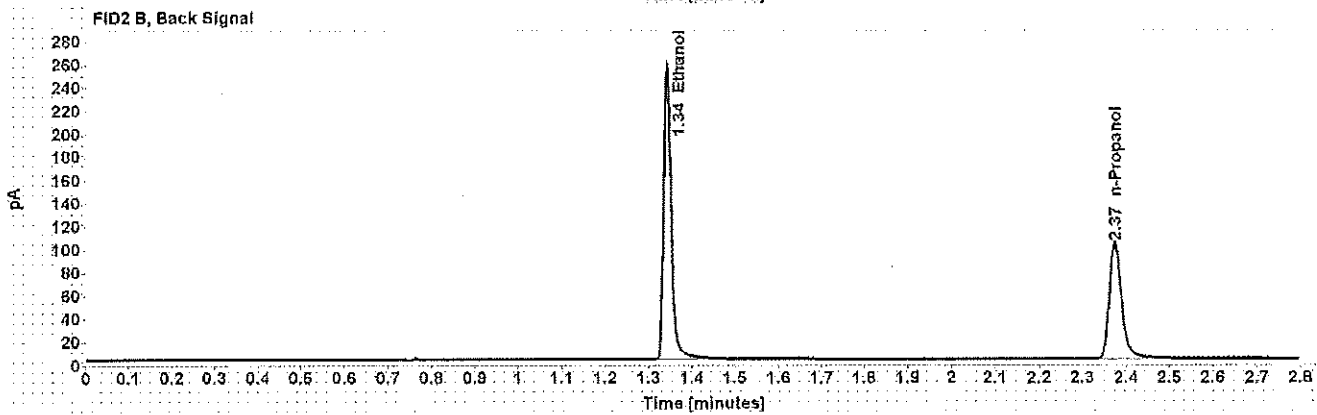
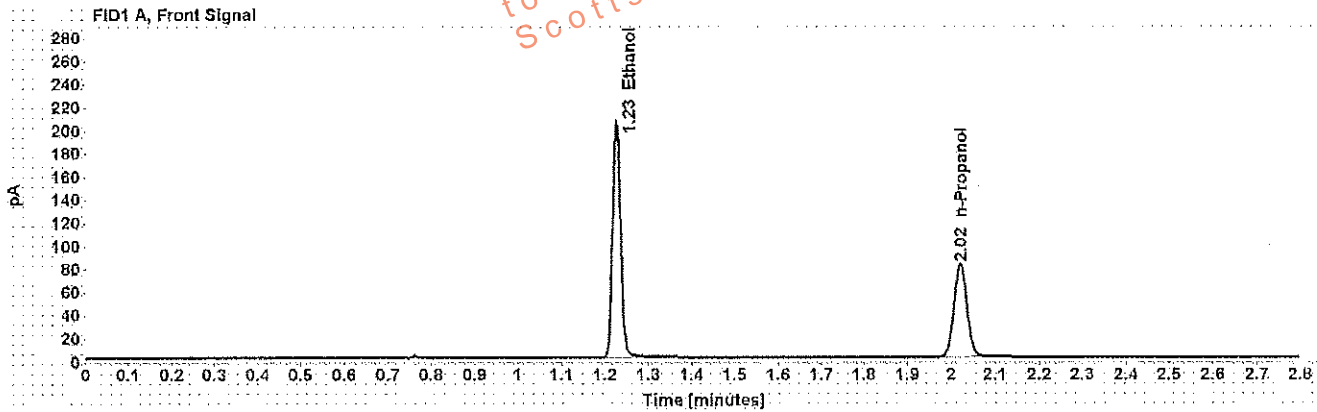


Table 1: FID 1 A (column DB-ALC1)

Compound	Amount (g/100mL)	Time (min)	Peak Area
>Ethanol	0.4010	1.227	260.147
n-Propanol	-----	2.020	165.154

Table 2: FID 2 B (column DB-ALC2)

Compound	Time (min)	Peak Area
Ethanol	1.342	315.867
n-Propanol	2.374	199.587

# Scottsdale Police Department Crime Lab Volatiles Analysis

WA

Sample: 0.040 Lipomed 09022015-A	Item number:
Injection date: 8/22/2017 11:23:49 AM	Vial: 8
Method: ethanol quant.M	Sequence: 22Aug17
Instrument: US14173023 CN14160045	Analyst: Adrian
Data file: C:\Chem32\11\Data\22Aug17\8.D	

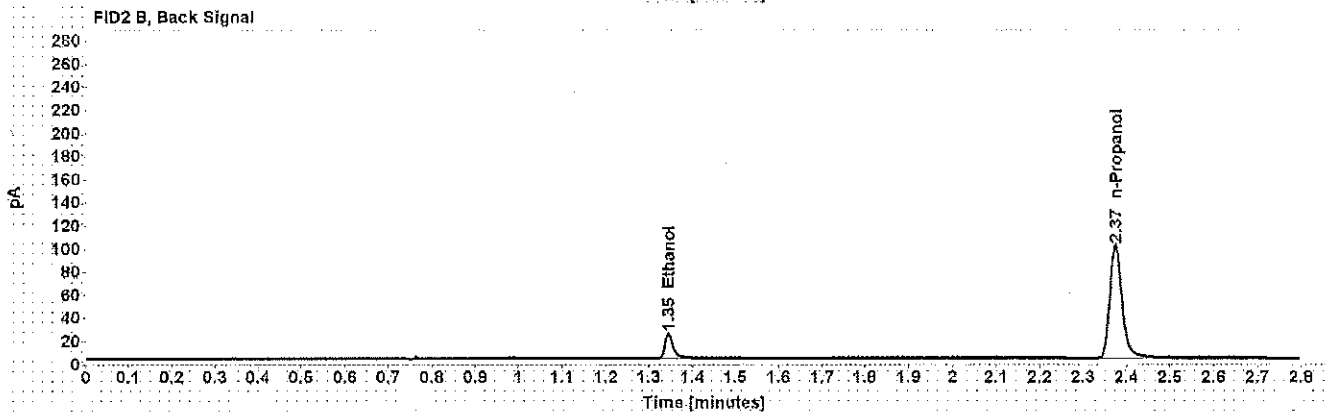
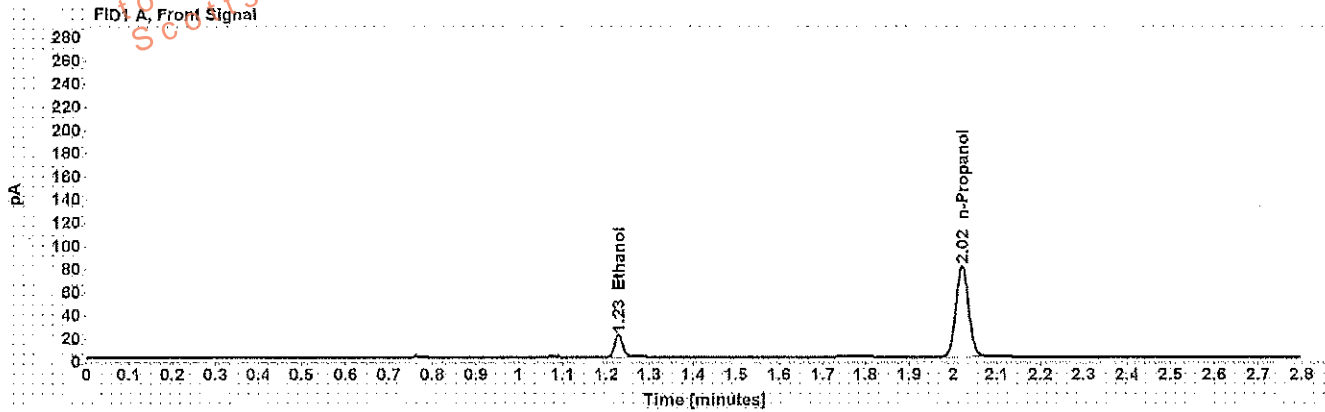


Table 1: FID 1 A (column DB-ALC1)

Compound	Amount (g/100mL)	Time (min)	Peak Area
>Ethanol	0.0400	1.228	24.767
n-Propanol	-----	2.020	162.422

Table 2: FID 2 B (column DB-ALC2)

Compound	Time (min)	Peak Area
Ethanol	1.345	28.907
n-Propanol	2.374	195.584

# Scottsdale Police Department Crime Lab Volatiles Analysis

WA

Sample: 0.20 ACQ 407041529/3	Item number:
Injection date: 8/22/2017 11:27:50 AM	Vial: 9
Method: ethanol quant.M	Sequence: 22Aug17
Instrument: US14173023 CN14160045	Analyst: Adrian
Data file: C:\Chem32\11\Data\22Aug17\9.D	

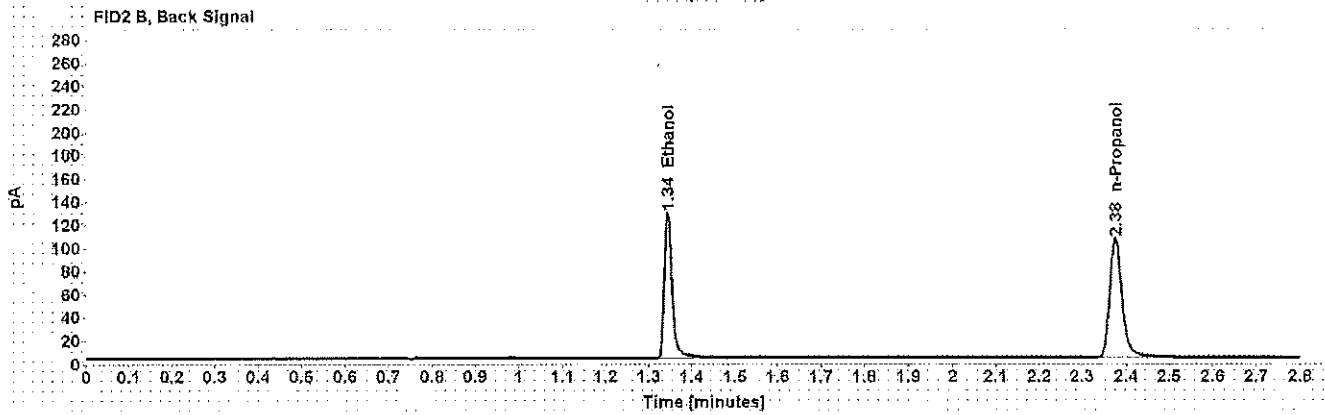
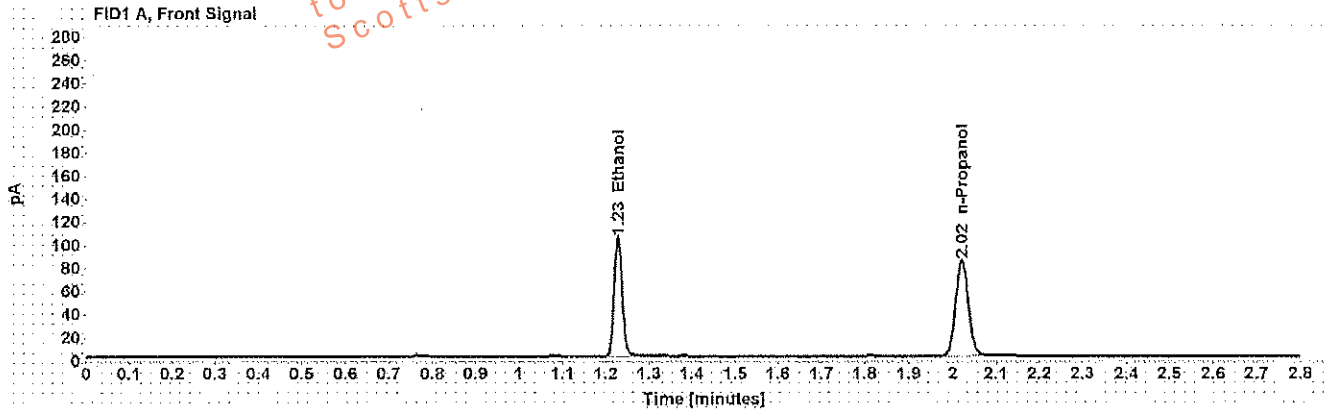


Table 1: FID 1 A (column DB-ALC1)

Compound	Amount (g/100mL)	Time (min)	Peak Area
>Ethanol	0.1998	1.228	133.332
n-Propanol	-----	2.021	170.464

Table 2: FID 2 B (column DB-ALC2)

Compound	Time (min)	Peak Area
Ethanol	1.344	160.787
n-Propanol	2.376	205.638

# Scottsdale Police Department Crime Lab Volatiles Analysis

**Sample:** 0.080 Lipomed 28082014-B  
**Injection date:** 8/22/2017 12:12:19 PM  
**Method:** ethanol quant.M  
**Instrument:** US14173023 CN14160045  
**Data file:** C:\Chem32\1\Data\22Aug17\20.D

**Item number:** WNA  
**Vial:** 20  
**Sequence:** 22Aug17  
**Analyst:** Adrian

Dissemination is restricted to Criminal Justice Agencies and authorized agencies only. Dissemination to unauthorized agencies is PROHIBITED. Scottsdale City Prosecutor

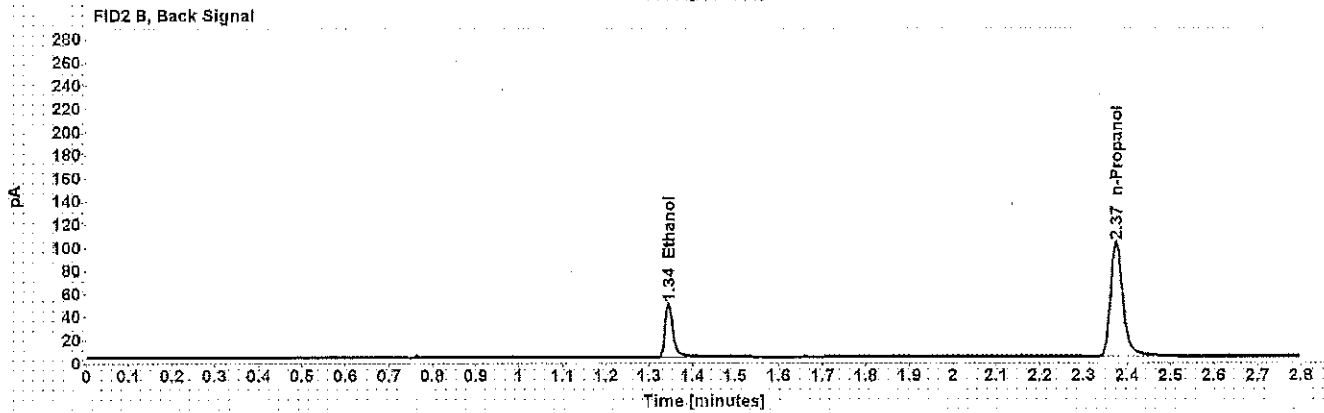
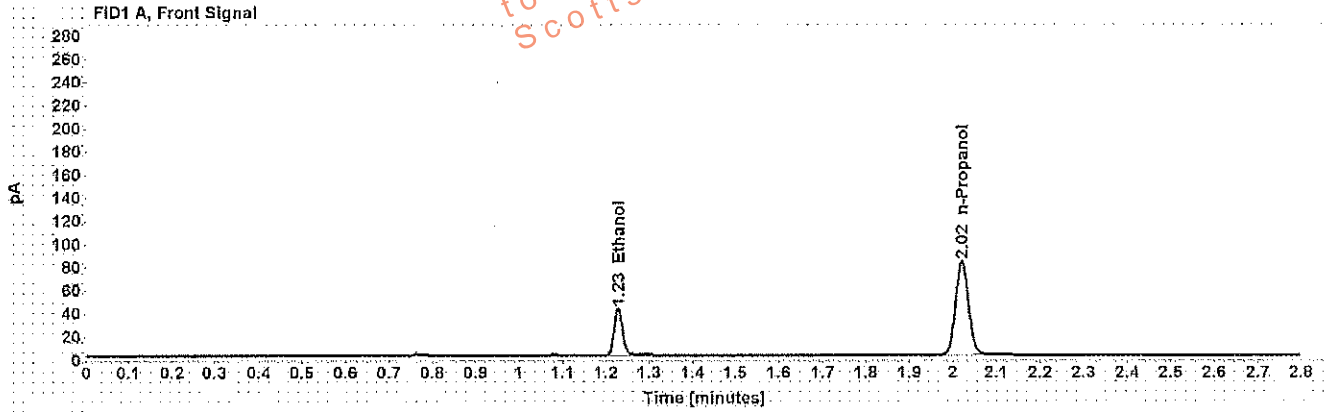


Table 1: FID 1 A (column DB-ALC1)

Compound	Amount (g/100mL)	Time (min)	Peak Area
>Ethanol	0.0809	1.228	52.359
n-Propanol	-----	2.021	167.000

Table 2: FID 2 B (column DB-ALC2)

Compound	Time (min)	Peak Area
Ethanol	1.344	60.356
n-Propanol	2.375	198.375

# Scottsdale Police Department Crime Lab Volatiles Analysis

WA

<b>Sample:</b> 0.150 Lipomed 09022015-C	<b>Item number:</b>
<b>Injection date:</b> 8/22/2017 12:58:49 PM	<b>Vial:</b> 31
<b>Method:</b> ethanof quant.M	<b>Sequence:</b> 22Aug17
<b>Instrument:</b> US14173023 CN14160045	<b>Analyst:</b> Adrian
<b>Data file:</b> C:\Chem32\1\Data\22Aug17\31.D	

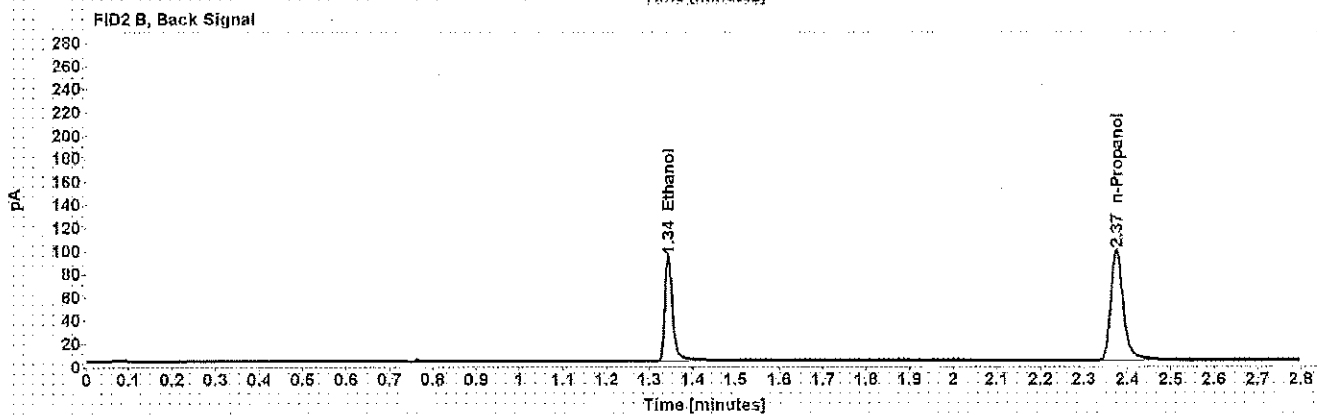
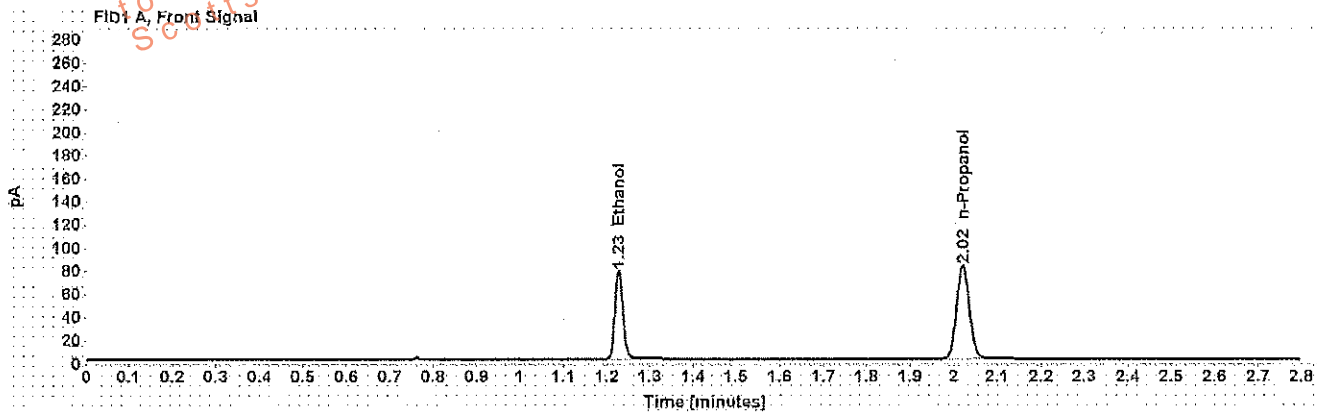


Table 1: FID 1 A (column DB-ALC1)

Compound	Amount (g/100mL)	Time (min)	Peak Area
>Ethanol	0.1523	1.228	98.652
n-Propanol	-----	2.021	165.730

Table 2: FID 2 B (column DB-ALC2)

Compound	Time (min)	Peak Area
Ethanol	1.344	114.093
n-Propanol	2.375	193.640

# Scottsdale Police Department Crime Lab Volatiles Analysis

WA

Sample: 0.20 ACQ 407041529/3	Item number:
Injection date: 8/22/2017 1:41:05 PM	Vial: 42
Method: ethanol quant.M	Sequence: 22Aug17
Instrument: US14173023.CN14160045	Analyst: Adrian
Data file: C:\Chem32\11\Data\22Aug17\42.D	

Dissemination is restricted to Criminal Justice Agencies and authorized dissemination ONLY. Secondary dissemination to unauthorized agencies is PROHIBITED. Scottsdale City Prosecutor

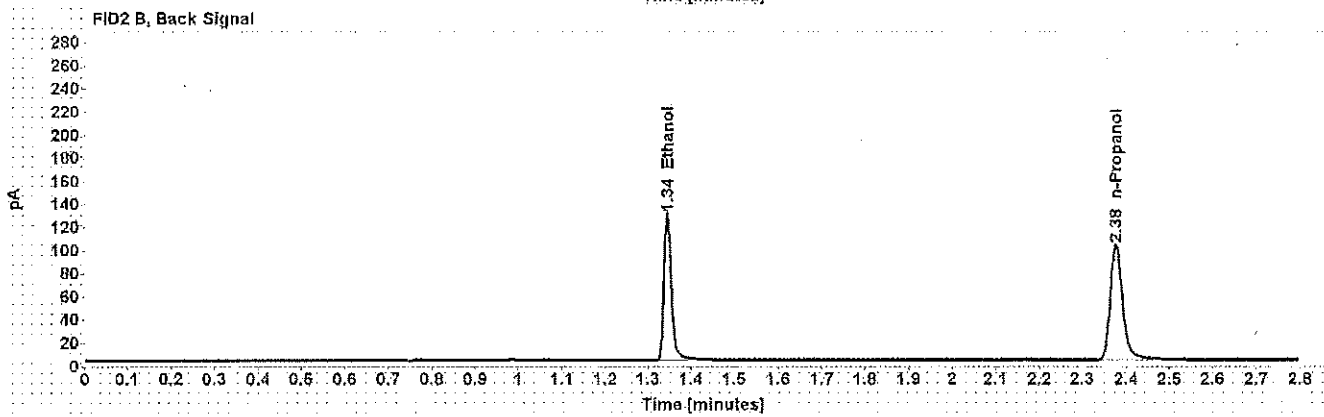
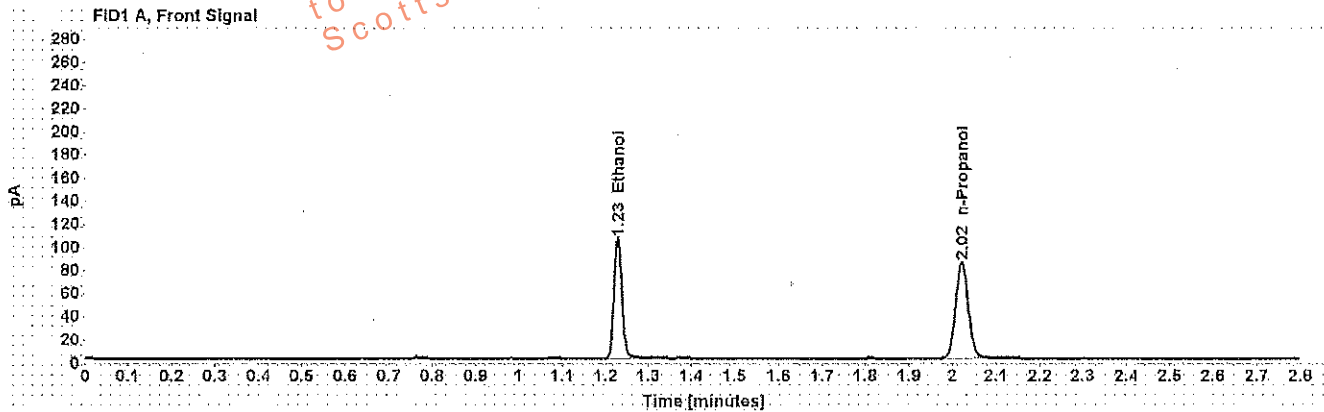


Table 1: FID 1 A (column DB-ALC1)

Compound	Amount (g/100mL)	Time (min)	Peak Area
>Ethanol	0.2013	1.229	134.644
n-Propanol	-----	2.022	170.809

Table 2: FID 2 B (column DB-ALC2)

Compound	Time (min)	Peak Area
Ethanol	1.345	157.114
n-Propanol	2.377	200.065

# Scottsdale Police Department Crime Lab Volatiles Analysis

Dissemination is restricted to Criminal  
 Justice Agencies and authorized personnel only. Any  
 further dissemination to unauthorized agencies is PROHIBITED.  
 Scottsdale City Prosecutor

W4

Sample: 0.080 Lipomed 28082014-B	Item number:
Injection date: 8/22/2017 2:25:35 PM	Vial: 53
Method: ethanol quant.M	Sequence: 22Aug17
Instrument: US14173023 CN14160045	Analyst: Adrian
Data file: C:\Chem32\1\Data\22Aug17\53.D	

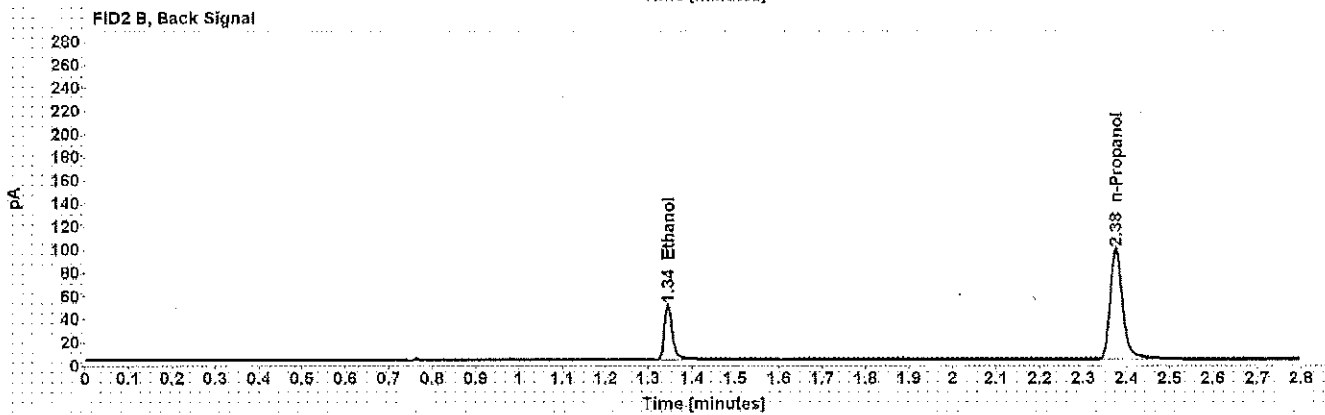
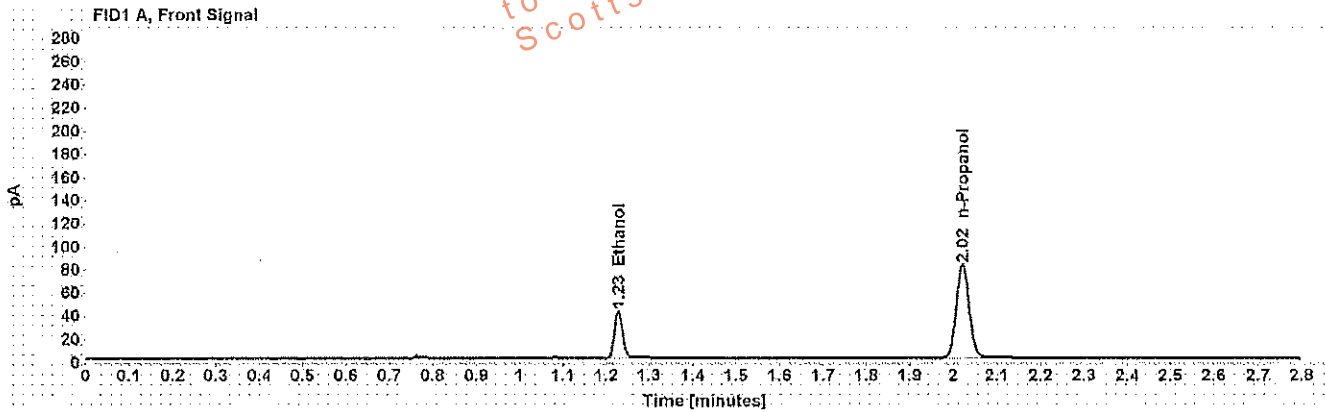


Table 1: FID 1 A (column DB-ALC1)

Compound	Amount (g/100mL)	Time (min)	Peak Area
>Ethanol	0.0812	1.229	52.309
n-Propanol	-----	2.021	166.068

Table 2: FID 2 B (column DB-ALC2)

Compound	Time (min)	Peak Area
Ethanol	1.345	59.991
n-Propanol	2.375	193.128

# Scottsdale Police Department Crime Lab Volatiles Analysis

WA

Sample: 0.40 Lipomed 08012015-C	Item number:
Injection date: 8/22/2017 3:10:06 PM	Vial: 64
Method: ethanol quant M	Sequence: 22Aug17
Instrument: US14173023 CN14160045	Analyst: Adrian
Data file: C:\Chem32\11\Data\22Aug17\64.D	

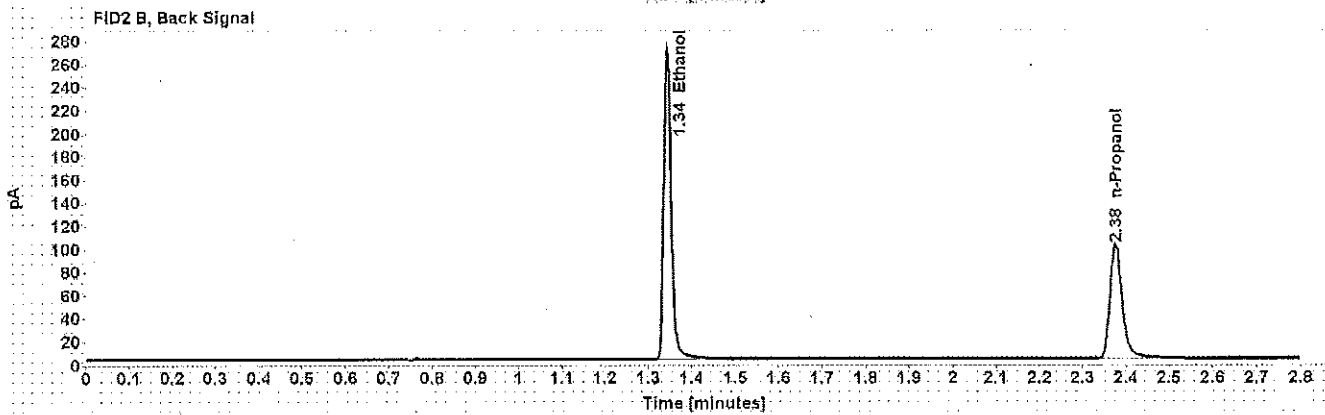
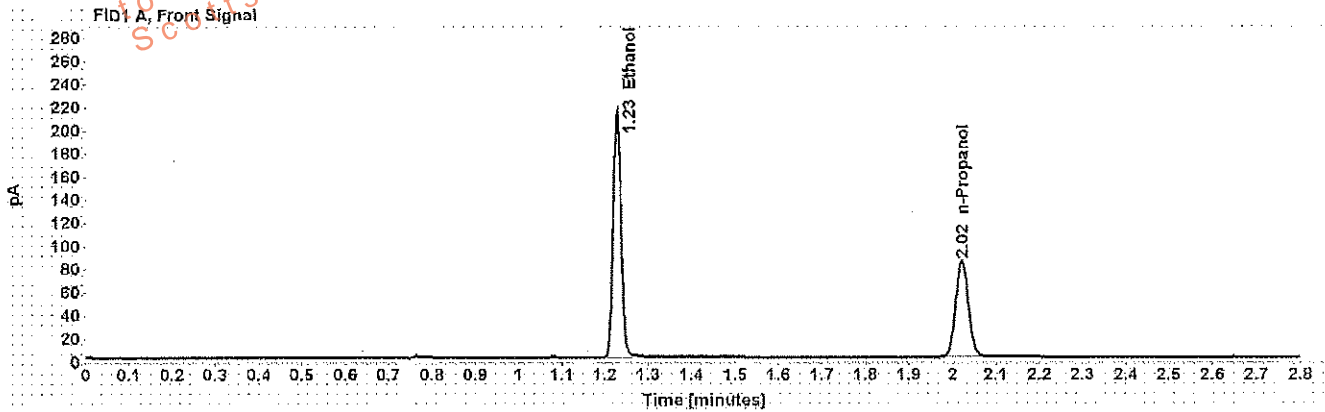


Table 1: FID 1 A (column DB-ALC1)

Compound	Amount (g/100mL)	Time (min)	Peak Area
>Ethanol	0.4098	1.228	274.347
n-Propanol	-----	2.022	170.406

Table 2: FID 2 B (column DB-ALC2)

Compound	Time (min)	Peak Area
Ethanol	1.344	323.716
n-Propanol	2.376	197.941



# Scottsdale Police Department Crime Lab Volatiles Analysis

WA

Sample: 0.04 Lipomed 09022015-A	Item number:
Injection date: 8/22/2017 3:14:06 PM	Vial: 65
Method: ethanol quant.M	Sequence: 22Aug17
Instrument: US14173023 CN14160045	Analyst: Adrian
Data file: C:\Chem32\11Data\22Aug17\65.D	

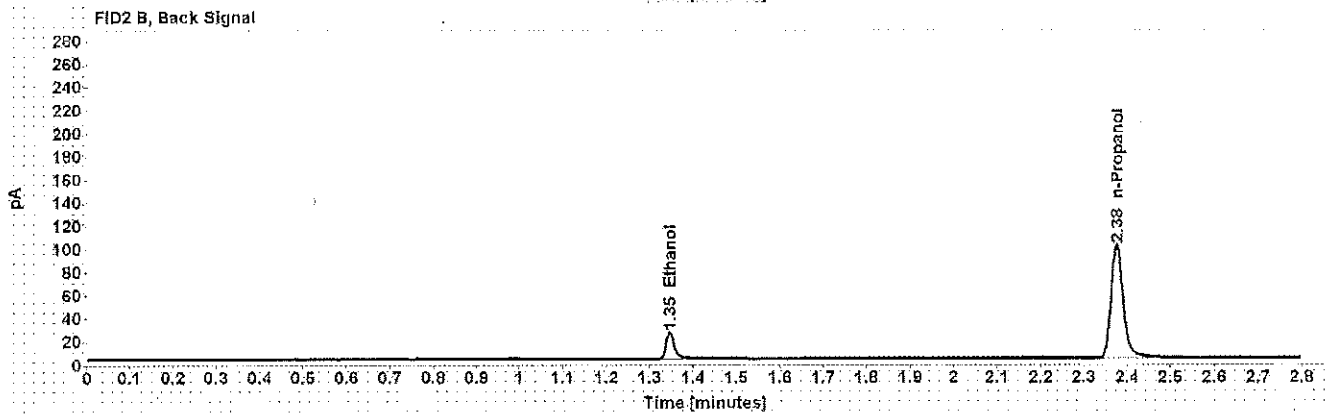
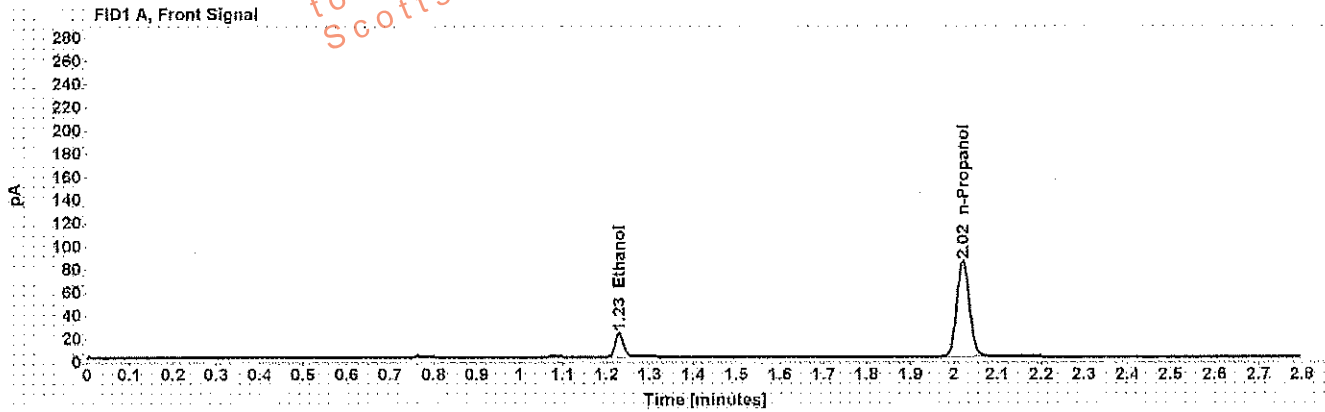


Table 1: FID 1 A (column DB-ALC1)

Compound	Amount (g/100mL)	Time (min)	Peak Area
>Ethanol	0.0405	1.229	26.235
n-Propanol	-----	2.021	169.665

Table 2: FID 2 B (column DB-ALC2)

Compound	Time (min)	Peak Area
Ethanol	1.346	29.851
n-Propanol	2.376	196.678

# Scottsdale Police Department Crime Lab Volatiles Analysis

Dissemination is restricted to Criminal Justice Agencies and authorized personnel only. Any further dissemination to unauthorized agencies is PROHIBITED.

WAA

Sample: 0.20 ACQ 407041529/3	Item number:
Injection date: 8/22/2017 3:18:05 PM	Vial: 66
Method: ethanol quant.M	Sequence: 22Aug17
Instrument: US14173023 CN14160045	Analyst: Adrian
Data file: C:\Chem32\1\Data\22Aug17\66.D	

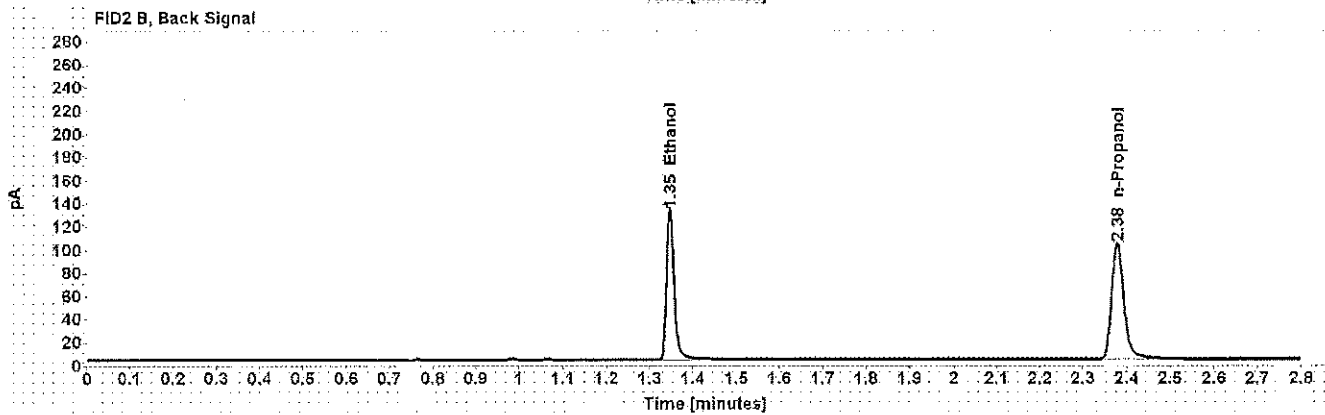
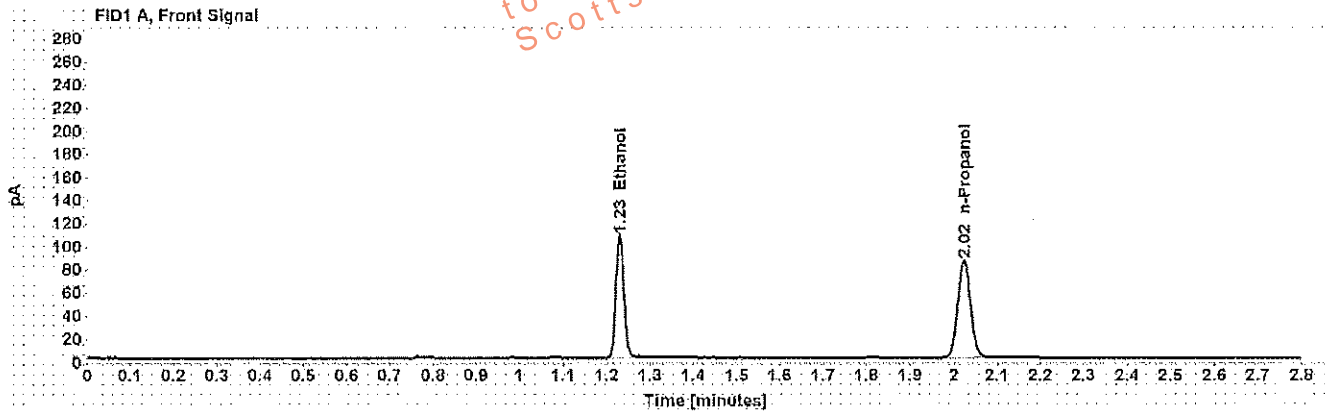


Table 1: FID 1 A (column DB-ALC1)

Compound	Amount (g/100mL)	Time (min)	Peak Area
>Ethanol	0.2024	1.230	137.325
n-Propanol	-----	2.023	173.272

Table 2: FID 2 B (column DB-ALC2)

Compound	Time (min)	Peak Area
Ethanol	1.347	161.276
n-Propanol	2.378	199.796

# Scottsdale Police Department Crime Lab Volatiles Analysis

WA

Sample: blank 062217	Item number:
Injection date: 8/22/2017 3:22:20 PM	Vial: 67
Method: ethanol quant.M	Sequence: 22Aug17
Instrument: US14173023 CN14160045	Analyst: Adrian
Data file: C:\Chem32\11\Data\22Aug17\67.D	

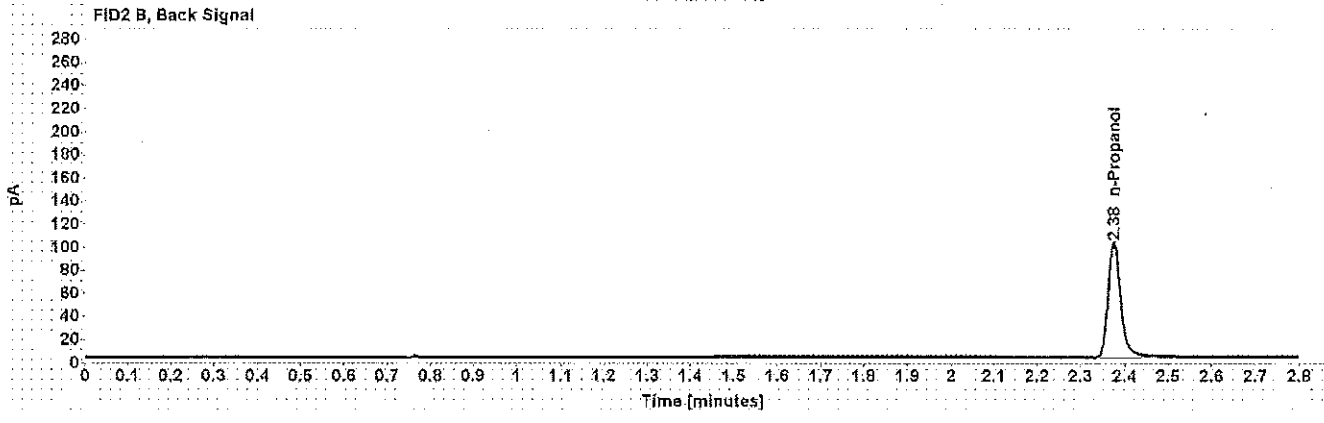
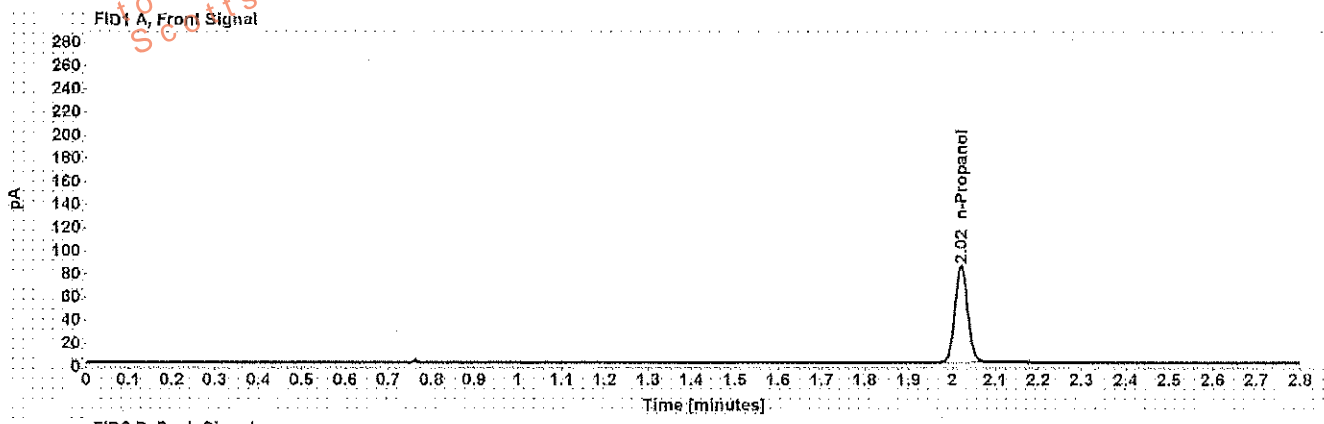


Table 1: FID 1 A (column DB-ALC1)

Compound	Amount (g/100mL)	Time (min)	Peak Area
n-Propanol	-----	2.021	171.623

Table 2: FID 2 B (column DB-ALC2)

Compound	Time (min)	Peak Area
n-Propanol	2.375	198.658

# Sequence Summary

WA

Sequence name: 22Aug17 Instrument: US14173023 CN14160045 Analyst: Adrian

Vial	Sample	Type	Item Number	Method
1	0.020 Cerilliant FN03241604	Calibration		ethanol quant.M
2	0.100 Cerilliant FN06181501	Calibration		ethanol quant.M
3	0.200 Cerilliant FN07201502	Calibration		ethanol quant.M
4	0.400 Cerilliant FN11191402	Calibration		ethanol quant.M
5	blank 062217	Control		ethanol quant.M
6	volatiles mix 020917 WLA	Control		ethanol quant.M
7	0.400 Lipomed 08012015-C	Control		ethanol quant.M
8	0.040 Lipomed 09022015-A	Control		ethanol quant.M
9	0.20 ACQ 407041529/3	Control		ethanol quant.M
10		Sample	1142168	ethanol quant.M
11		Sample	1142168	ethanol quant.M
12		Sample	1146035	ethanol quant.M
13		Sample	1146035	ethanol quant.M
14		Sample	1165162	ethanol quant.M
15		Sample	1165162	ethanol quant.M
16		Sample	1142809	ethanol quant.M
17		Sample	1142809	ethanol quant.M
18		Sample	1166717	ethanol quant.M
19		Sample	1166717	ethanol quant.M
20	0.080 Lipomed 28082014-B	Control		ethanol quant.M
21		Sample	1165608	ethanol quant.M
22		Sample	1165608	ethanol quant.M
23		Sample	1149513	ethanol quant.M
24		Sample	1149513	ethanol quant.M
25		Sample	332-01A	ethanol quant.M
26		Sample	332-01A	ethanol quant.M
27		Sample	1164734	ethanol quant.M
28		Sample	1164734	ethanol quant.M
29		Sample	1165731	ethanol quant.M
30		Sample	1165731	ethanol quant.M
31	0.150 Lipomed 09022015-C	Control		ethanol quant.M
32		Sample	1166874	ethanol quant.M
33		Sample	1166874	ethanol quant.M
34		Sample	1165713	ethanol quant.M
35		Sample	1165713	ethanol quant.M
36		Sample	1166051	ethanol quant.M
37		Sample	1166051	ethanol quant.M
38		Sample	1165179	ethanol quant.M
39		Sample	1165179	ethanol quant.M
40		Sample	1143613	ethanol quant.M
41		Sample	1143613	ethanol quant.M
42	0.20 ACQ 407041529/3	Control		ethanol quant.M
43		Sample	1168269	ethanol quant.M
44		Sample	1168269	ethanol quant.M
45		Sample	1168265	ethanol quant.M
46		Sample	1168265	ethanol quant.M
47		Sample	1165903	ethanol quant.M

# Sequence Summary

W4

48		Sample	1165903	ethanol quant.M
49		Sample	1165581	ethanol quant.M
50		Sample	1165581	ethanol quant.M
51		Sample	1169193	ethanol quant.M
52		Sample	1169193	ethanol quant.M
53	0.080 Lipomed 28082014-B	Control		ethanol quant.M
54		Sample	1170409	ethanol quant.M
55		Sample	1170409	ethanol quant.M
56		Sample	1170245	ethanol quant.M
57		Sample	1170245	ethanol quant.M
58		Sample	1145254	ethanol quant.M
59		Sample	1145254	ethanol quant.M
60		Sample	1169208	ethanol quant.M
61		Sample	1169208	ethanol quant.M
62		Sample	1167878	ethanol quant.M
63		Sample	1167878	ethanol quant.M
64	0.40 Lipomed 08012015-C	Control		ethanol quant.M
65	0.04 Lipomed 09022015-A	Control		ethanol quant.M
66	0.20 ACQ 407041529/3	Control		ethanol quant.M
67	blank 062217	Control		ethanol quant.M

Dissemination of this information is restricted to Criminal Justice Agencies Only. Secondary dissemination to unauthorized agencies is PROHIBITED.

# Scottsdale Police Department Crime Laboratory Summary of Cases

SEQUENCE NAME: 22Aug17

ANALYST: Adrian WA

Vials	Test 1 (g/dL)	Test 2 (g/dL)	Mean (g/dL)	Percent Difference*	Absolute Difference (g/dL)*
10 11	0.1588	0.1577	0.15825	0.35	0.00055
12 13	0.2762	0.2754	0.27580	0.15	0.00040
14 15	0.1906	0.1899	0.19025	0.18	0.00035
16 17	0.1451	0.1464	0.14575	0.45	0.00065
18 19	0.0255	0.0263	0.02590	1.54	0.00040
21 22	0.1589	0.1554	0.15715	1.11	0.00175
23 24	0.2185	0.2253	0.22190	1.53	0.00340
25 26	0.0746	0.0748	0.07470	0.13	0.00010
27 28	0.0906	0.0901	0.09035	0.28	0.00025
29 30	0.1421	0.1412	0.14165	0.32	0.00045
32 33	0.3181	0.3239	0.32100	0.90	0.00290
34 35	0.1405	0.1421	0.14130	0.57	0.00080
36 37	0.2729	0.2662	0.26955	1.24	0.00335
38 39	0.2598	0.2605	0.26015	0.13	0.00035
40 41	0.1045	0.1037	0.10410	0.38	0.00040
43 44	0.2870	0.2910	0.28900	0.69	0.00200
45 46	0.1144	0.1141	0.11425	0.13	0.00015
47 48	0.1866	0.1881	0.18735	0.40	0.00075
49 50	0.2702	0.2709	0.27055	0.13	0.00035
51 52	0.1116	0.1111	0.11135	0.22	0.00025
54 55	0.3529	0.3583	0.35560	0.76	0.00270
56 57	0.1182	0.1204	0.11930	0.92	0.00110
58 59	0.1096	0.1092	0.10940	0.18	0.00020
60 61	0.1403	0.1434	0.14185	1.09	0.00155
62 63	0.1606	0.1633	0.16195	0.83	0.00135

\*Calculated differences are differences from the mean of the two results.

## Scottsdale Police Department Crime Lab Volatiles Analysis

Sample: [REDACTED]	Item number: 1142168
Injection date: 8/22/2017 11:31:49 AM	Vial: 10
Method: ethanol quant.M	Sequence: 22Aug17
Instrument: US14173023 CN14160045	Analyst: Adrian
Data file: C:\Chem3211\Data\22Aug17\110.D	

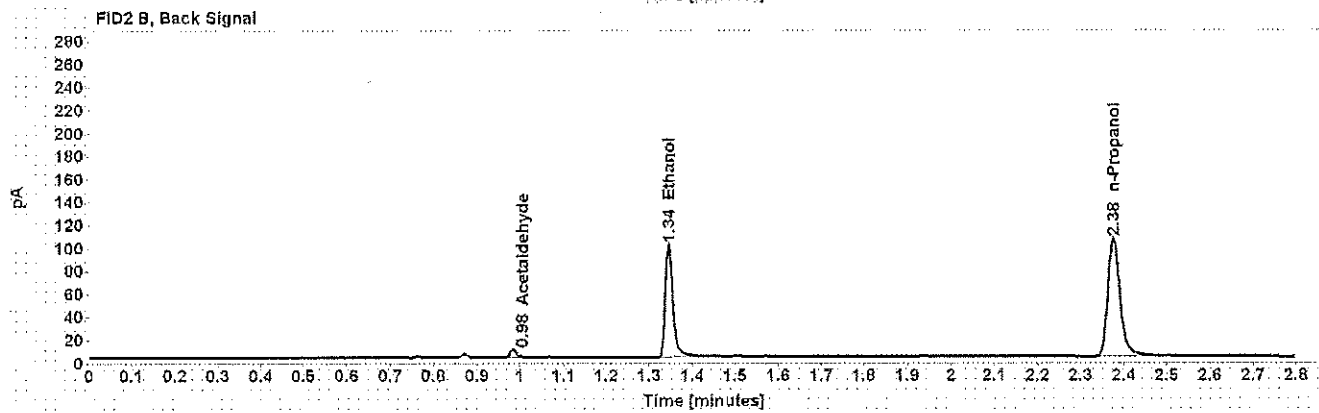
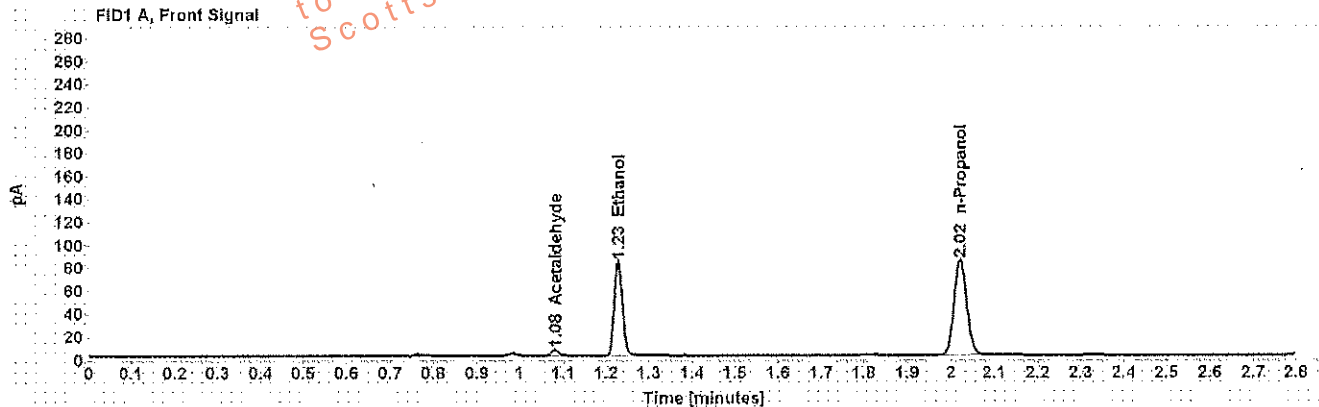


Table 1: FID 1 A (column DB-ALC1)

Compound	Amount (g/100mL)	Time (min)	Peak Area
Acetaldehyde	-----	1.081	5.342
>Ethanol	0.1588	1.228	105.575
n-Propanol	-----	2.021	170.029

Table 2: FID 2 B (column DB-ALC2)

Compound	Time (min)	Peak Area
Acetaldehyde	0.984	6.396
Ethanol	1.345	124.327
n-Propanol	2.376	205.626

## Scottsdale Police Department Crime Lab Volatiles Analysis

Sample: [REDACTED]	Item number: 1142168
Injection date: 8/22/2017 11:35:50 AM	Vial: 11
Method: ethanol quant.M	Sequence: 22Aug17
Instrument: US14173023 CN14160045	Analyst: Adrian
Data file: C:\Chem32\1\Data\22Aug17\11.D	

Dissemination is restricted to Criminal Justice Agencies and authorized personnel only. Secondary dissemination to unauthorized agencies is PROHIBITED.  
 Scottsdale City Prosecutor

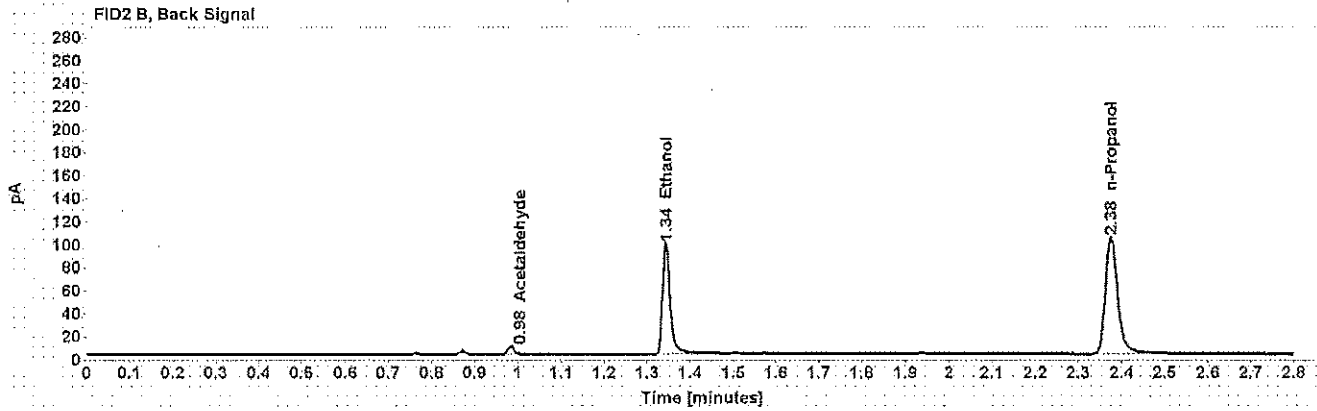
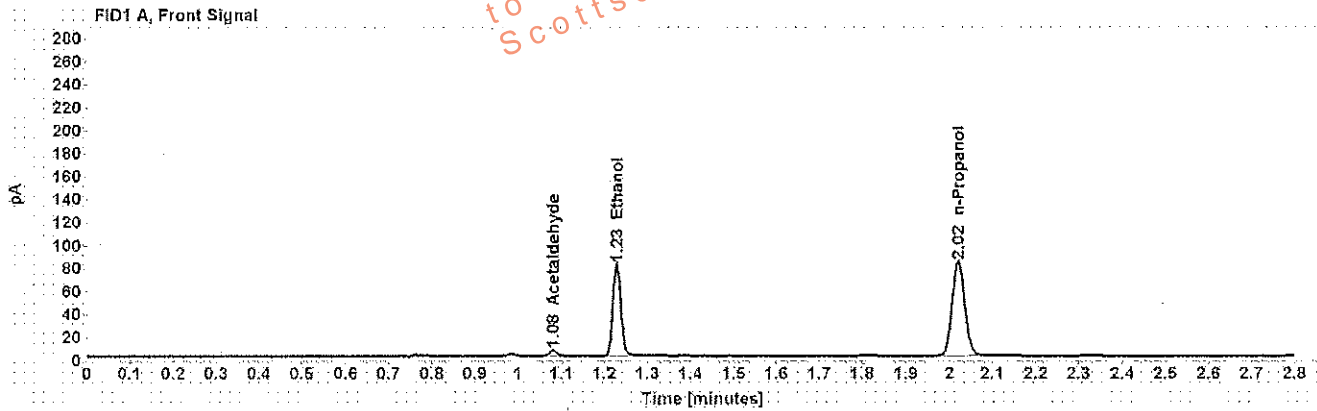


Table 1: FID 1 A (column DB-ALC1)

Compound	Amount (g/100mL)	Time (min)	Peak Area
Acetaldehyde	-----	1.081	5.383
>Ethanol	0.1577	1.228	103.697
n-Propanol	-----	2.021	168.235

Table 2: FID 2 B (column DB-ALC2)

Compound	Time (min)	Peak Area
Acetaldehyde	0.984	6.474
Ethanol	1.344	121.520
n-Propanol	2.375	203.002



## Scottsdale Police Department Crime Lab Volatiles Analysis

Sample: [REDACTED]	Item number: 1146035
Injection date: 8/22/2017 11:39:49 AM	Vial: 12
Method: ethanol quant.M	Sequence: 22Aug17
Instrument: US14173023 CN14160045	Analyst: Adrian
Data file: C:\Chem32\11\Data\22Aug17\12.D	

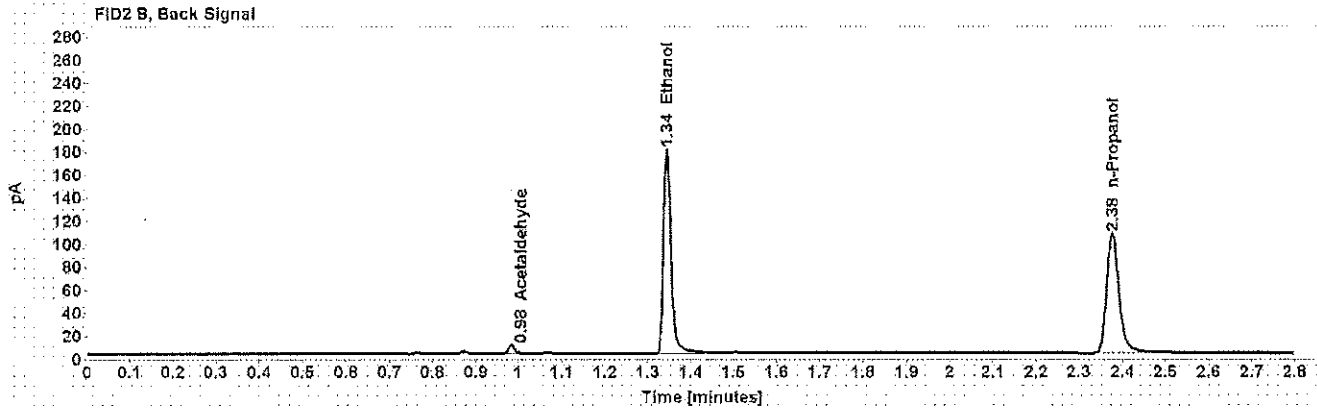
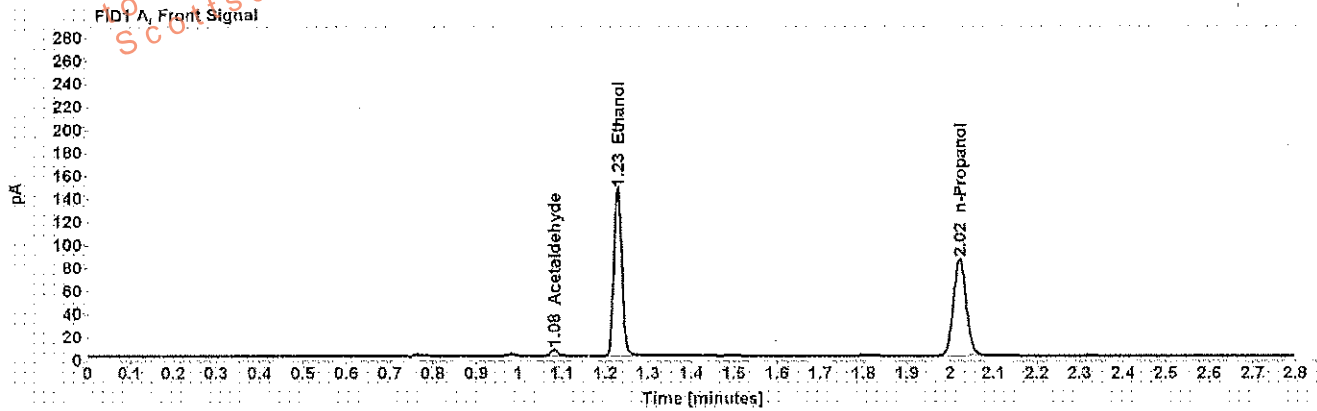


Table 1: FID 1 A (column DB-ALC1)

Compound	Amount (g/100mL)	Time (min)	Peak Area
Acetaldehyde	-----	1.082	5.724
>Ethanol	0.2762	1.228	187.669
n-Propanol	-----	2.021	173.207

Table 2: FID 2 B (column DB-ALC2)

Compound	Time (min)	Peak Area
Acetaldehyde	0.984	6.853
Ethanol	1.344	224.156
n-Propanol	2.376	208.642

## Scottsdale Police Department Crime Lab Volatiles Analysis

<b>Sample:</b> [REDACTED]	<b>Item number:</b> 1146035
<b>Injection date:</b> 8/22/2017 11:44:05 AM	<b>Vial:</b> 13
<b>Method:</b> ethanol quant.M	<b>Sequence:</b> 22Aug17
<b>Instrument:</b> US14173023 CN14160045	<b>Analyst:</b> Adrian
<b>Data file:</b> C:\Chem3211\Data\22Aug17\13.D	

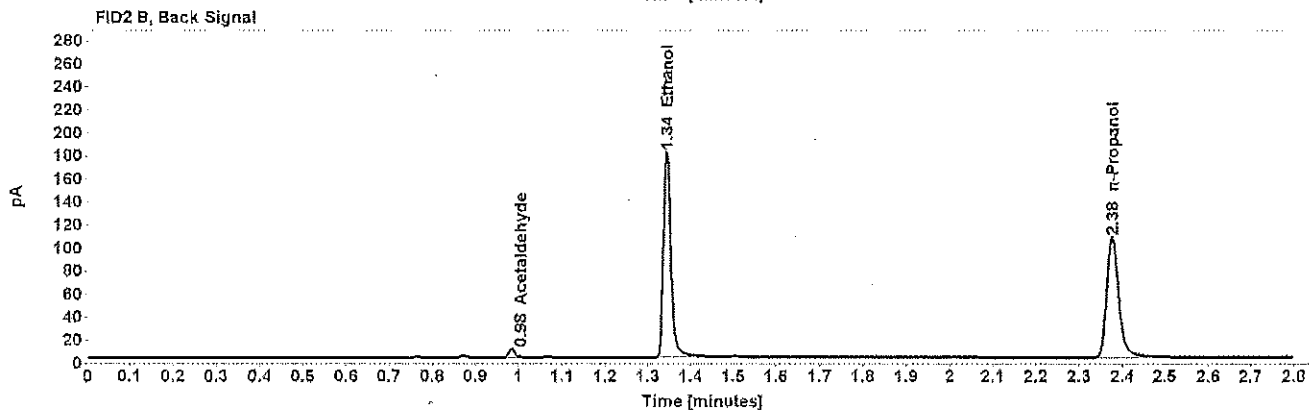
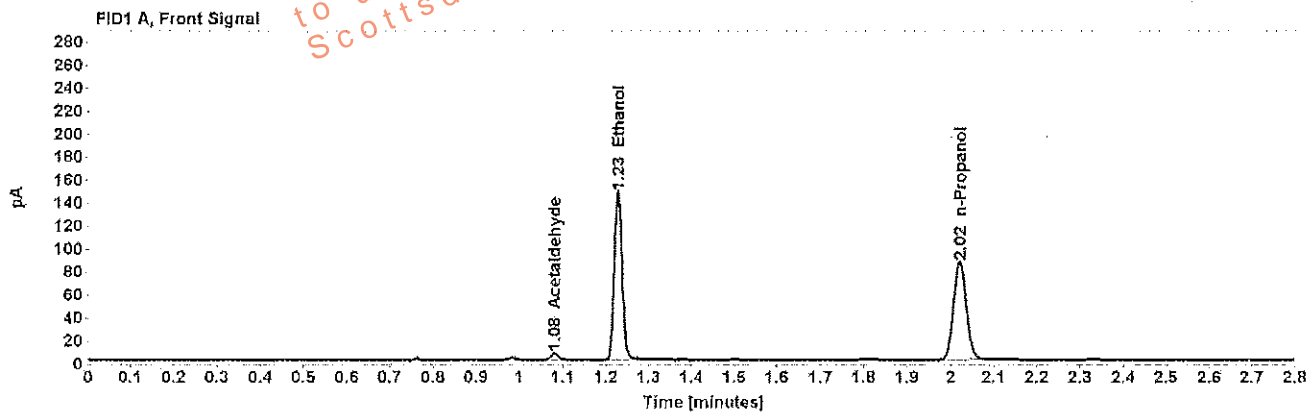


Table 1: FID 1 A (column DB-ALC1)

Compound	Amount (g/100mL)	Time (min)	Peak Area
Acetaldehyde	-----	1.081	5.667
>Ethanol	0.2754	1.228	188.631
n-Propanol	-----	2.021	174.592

Table 2: FID 2 B (column DB-ALC2)

Compound	Time (min)	Peak Area
Acetaldehyde	0.984	6.849
Ethanol	1.344	220.511
n-Propanol	2.376	210.054

## Scottsdale Police Department Crime Lab Volatiles Analysis

Sample: [REDACTED]	Item number: 1165162
Injection date: 8/22/2017 11:48:05 AM	Vial: 14
Method: ethanol quant.M	Sequence: 22Aug17
Instrument: US14173023 CN14160045	Analyst: Adrian
Data file: C:\Chem32\1\Data\22Aug17\14.D	

Dissemination is restricted to Criminal Justice Agencies and authorized personnel only. Secondary dissemination to unauthorized agencies is PROHIBITED.  
Scottsdale City Prosecutor

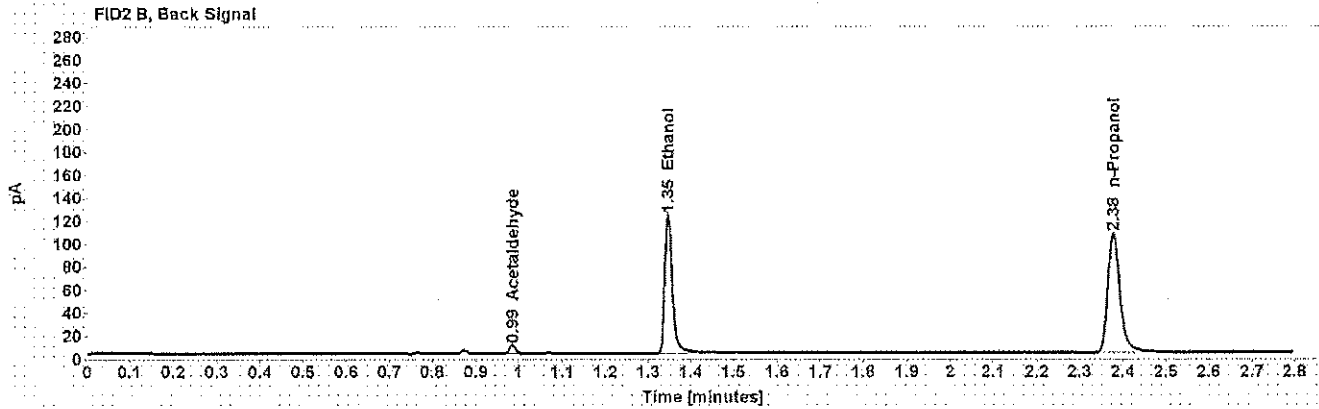
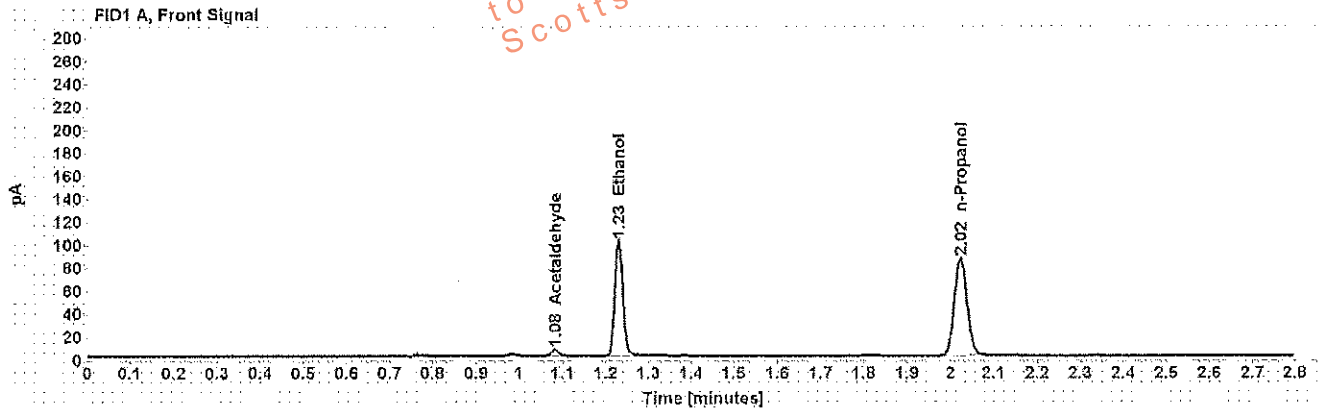


Table 1: FID 1 A (column DB-ALC1)

Compound	Amount (g/100mL)	Time (min)	Peak Area
Acetaldehyde	-----	1.082	5.586
>Ethanol	0.1906	1.230	129.613
n-Propanol	-----	2.023	173.714

Table 2: FID 2 B (column DB-ALC2)

Compound	Time (min)	Peak Area
Acetaldehyde	0.985	6.645
Ethanol	1.347	151.467
n-Propanol	2.378	208.208

## Scottsdale Police Department Crime Lab Volatiles Analysis

Sample: [REDACTED]	Item number: 1165162
Injection date: 8/22/2017 11:52:04 AM	Vial: 15
Method: ethanol quant.M	Sequence: 22Aug17
Instrument: US14173023 CN14160045	Analyst: Adrian
Data file: C:\Chem32\11\Data\22Aug17\15.D	

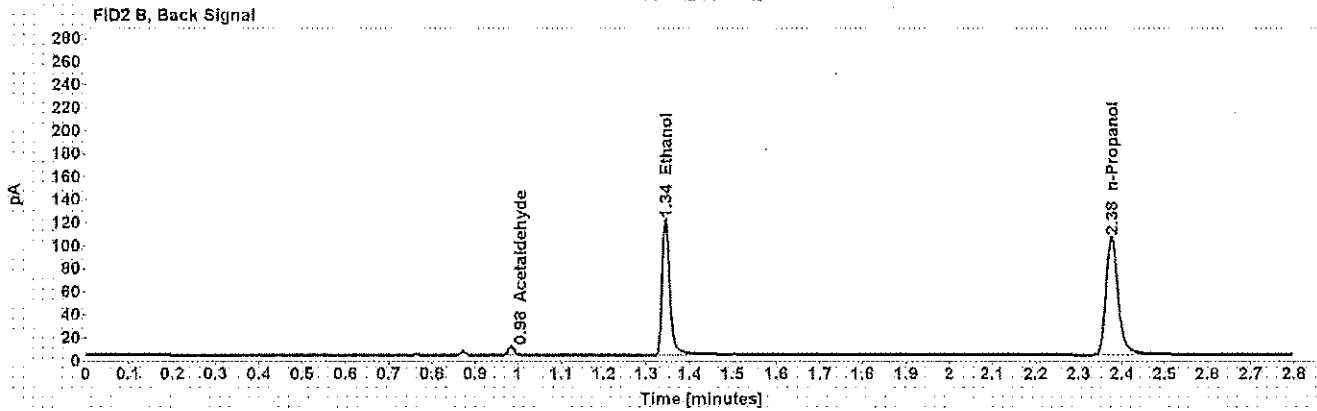
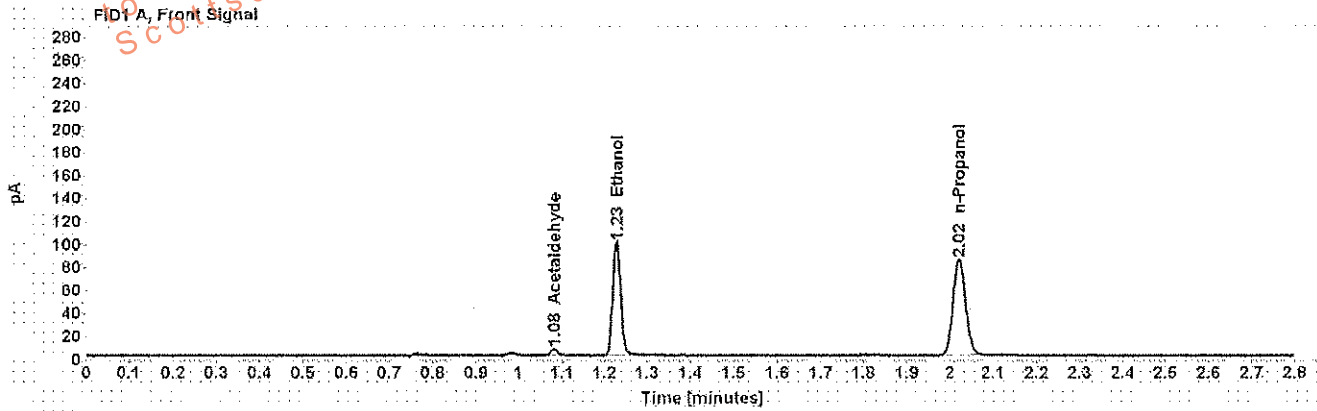


Table 1: FID 1 A (column DB-ALC1)

Compound	Amount (g/100mL)	Time (min)	Peak Area
Acetaldehyde	-----	1.081	5.806
>Ethanol	0.1899	1.228	127.186
n-Propanol	-----	2.021	171.135

Table 2: FID 2 B (column DB-ALC2)

Compound	Time (min)	Peak Area
Acetaldehyde	0.984	7.005
Ethanol	1.344	147.719
n-Propanol	2.376	205.176

## Scottsdale Police Department Crime Lab Volatiles Analysis

Sample: [REDACTED]	Item number: 1142809
Injection date: 8/22/2017 11:56:05 AM	Vial: 16
Method: ethanol quant.M	Sequence: 22Aug17
Instrument: US14173023 CN14160045	Analyst: Adrian
Data file: C:\Chem3211\Data\22Aug17\16.D	

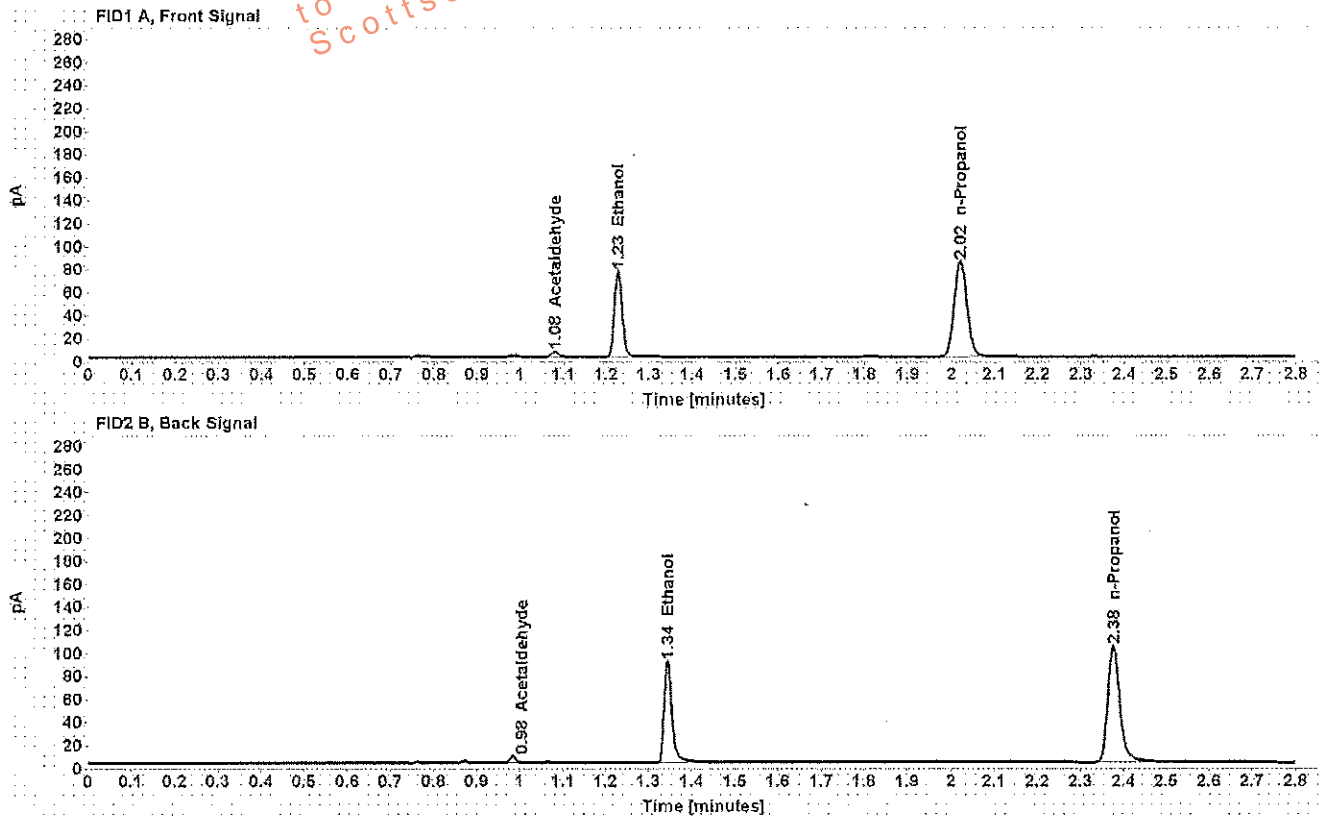


Table 1: FID 1 A (column DB-ALC1)

Compound	Amount (g/100mL)	Time (min)	Peak Area
Acetaldehyde	-----	1.081	4.500
>Ethanol	0.1451	1.228	96.504
n-Propanol	-----	2.021	170.252

Table 2: FID 2 B (column DB-ALC2)

Compound	Time (min)	Peak Area
Acetaldehyde	0.984	5.418
Ethanol	1.344	111.930
n-Propanol	2.376	203.368

## Scottsdale Police Department Crime Lab Volatiles Analysis

Sample: [REDACTED]	Item number: 1142809
Injection date: 8/22/2017 12:00:04 PM	Vial: 17
Method: ethanol quant.M	Sequence: 22Aug17
Instrument: US14173023 CN14160045	Analyst: Adrian
Data file: C:\Chem32\11\Data\22Aug17\17.D	

Dissemination is restricted to Criminal Justice Agencies and authorized personnel only. Dissemination to unauthorized agencies is PROHIBITED.  
 Scottsdale City Prosecutor

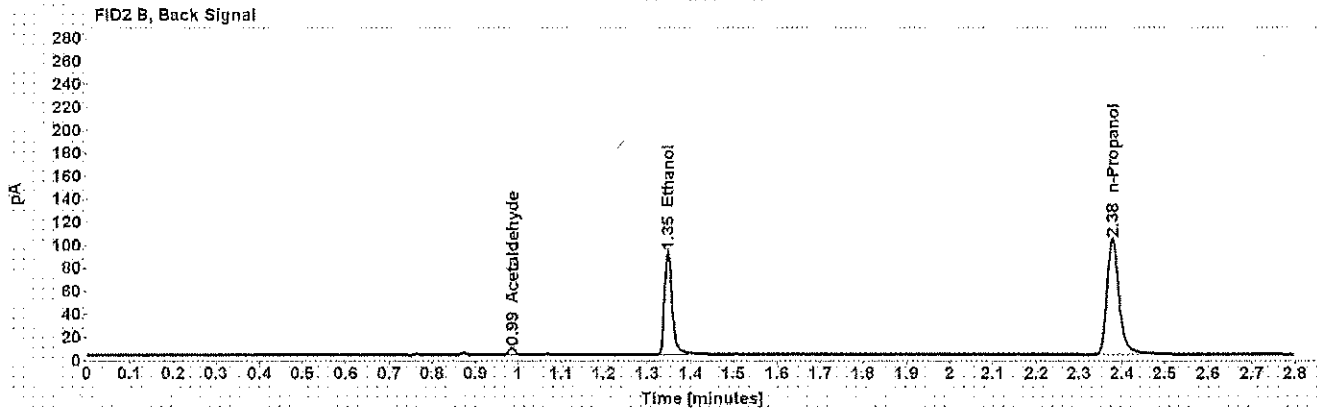
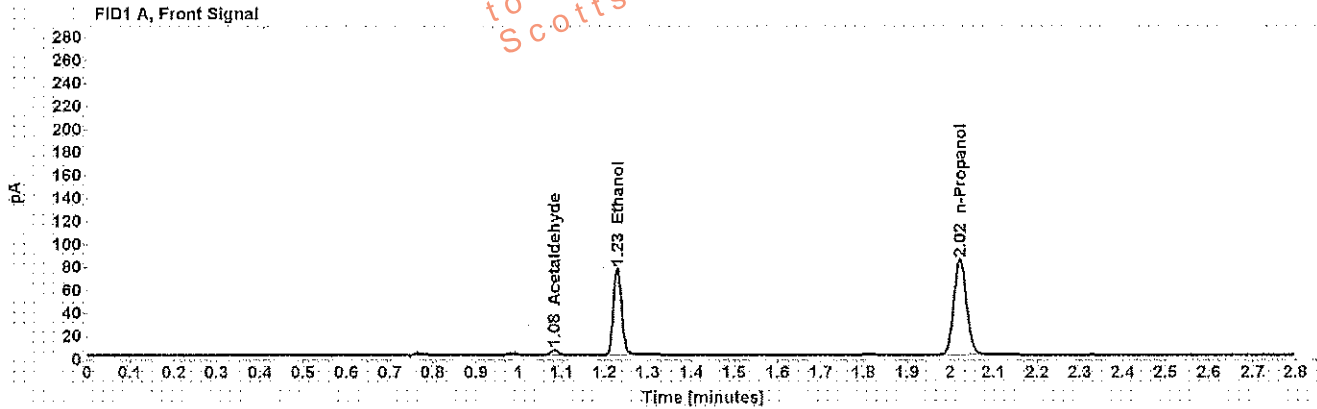


Table 1: FID 1 A (column DB-ALC1)

Compound	Amount (g/100mL)	Time (min)	Peak Area
Acetaldehyde	-----	1.082	4.501
>Ethanol	0.1464	1.230	97.368
n-Propanol	-----	2.022	170.237

Table 2: FID 2 B (column DB-ALC2)

Compound	Time (min)	Peak Area
Acetaldehyde	0.985	5.366
Ethanol	1.347	112.409
n-Propanol	2.378	202.506

## Scottsdale Police Department Crime Lab Volatiles Analysis

Sample: [REDACTED]	Item number: 1166717
Injection date: 8/22/2017 12:04:04 PM	Vial: 18
Method: ethanol quant.M	Sequence: 22Aug17
Instrument: US14173023 CN14160045	Analyst: Adrian
Data file: C:\Chem32\11\Data\22Aug17\18.D	

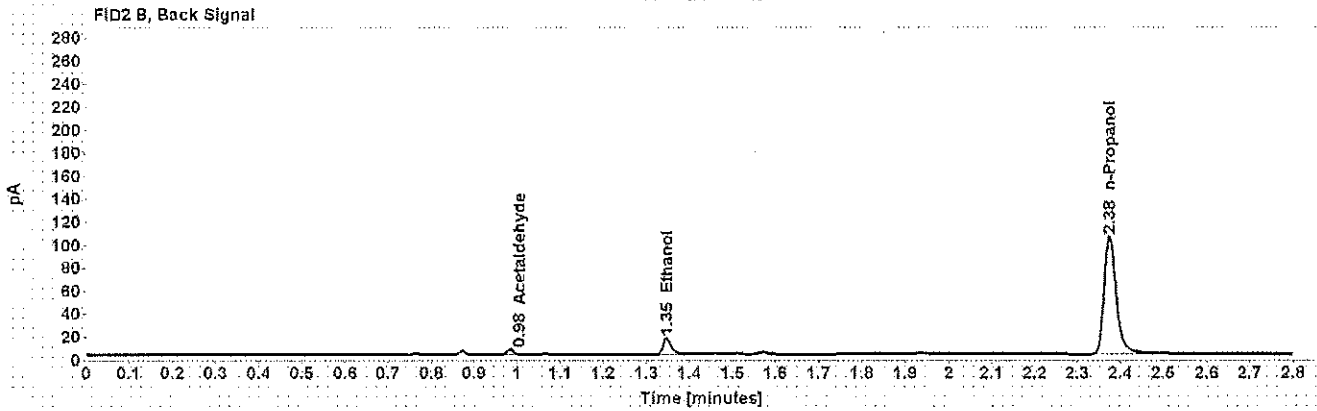
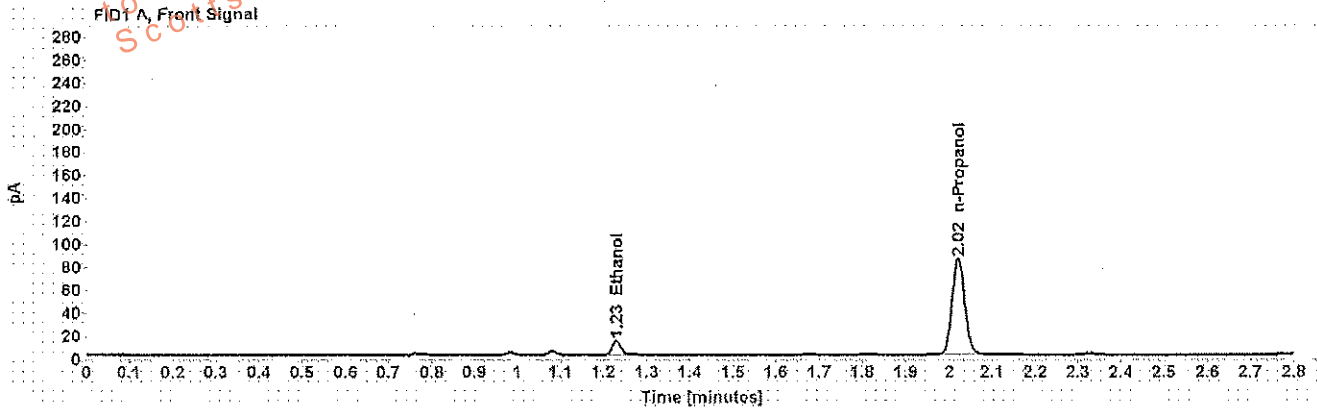


Table 1: FID 1 A (column DB-ALC1)

Compound	Amount (g/100mL)	Time (min)	Peak Area
>Ethanol	0.0255	1.230	16.349
n-Propanol	-----	2.021	171.534

Table 2: FID 2 B (column DB-ALC2)

Compound	Time (min)	Peak Area
Acetaldehyde	0.984	4.235
Ethanol	1.347	18.915
n-Propanol	2.375	205.982

## Scottsdale Police Department Crime Lab Volatiles Analysis

Sample: [REDACTED]	Item number: 1166717
Injection date: 8/22/2017 12:08:19 PM	Vial: 19
Method: ethanol quant.M	Sequence: 22Aug17
Instrument: US14173023 CN14160045	Analyst: Adrian
Data file: C:\Chem3211\Data\22Aug17\19.D	

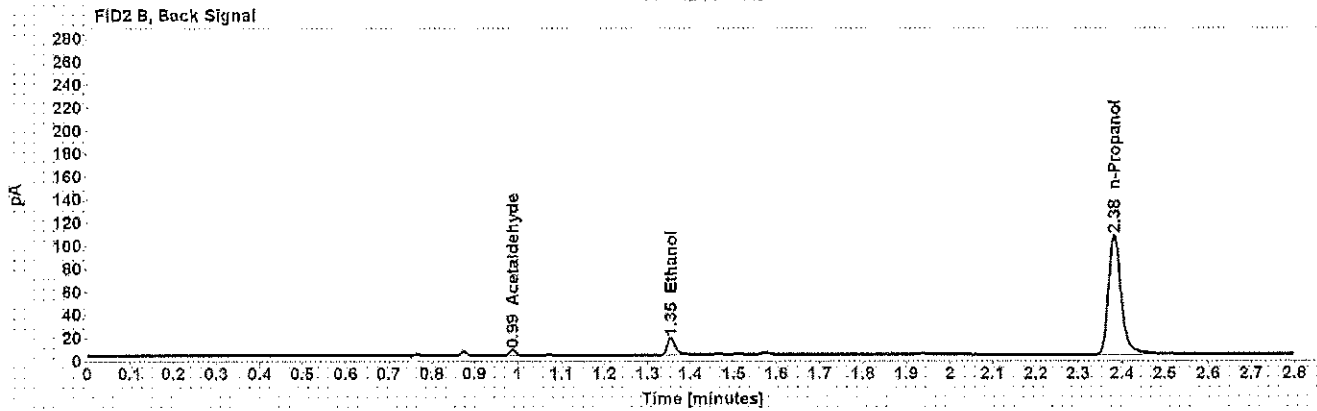
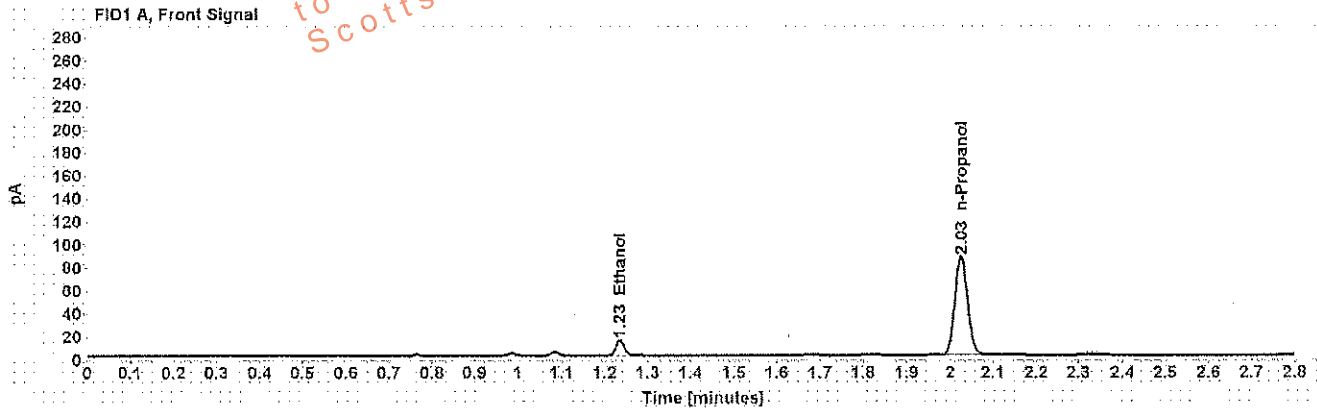


Table 1: FID 1 A (column DB-ALC1)

Compound	Amount (g/100mL)	Time (min)	Peak Area
>Ethanol	0.0263	1.234	17.260
n-Propanol	-----	2.026	175.513

Table 2: FID 2 B (column DB-ALC2)

Compound	Time (min)	Peak Area
Acetaldehyde	0.988	4.203
Ethanol	1.354	19.779
n-Propanol	2.382	209.531



## Scottsdale Police Department Crime Lab Volatiles Analysis

Sample: [REDACTED]	Item number: 1166608
Injection date: 8/22/2017 12:16:20 PM	Vial: 21
Method: ethanol quant.M	Sequence: 22Aug17
Instrument: US14173023 CN14160045	Analyst: Adrian
Data file: C:\Chem32\1\Data\22Aug17\21.D	

Dissemination is restricted to Criminal Justice Agencies and authorized personnel only. Secondary dissemination to unauthorized agencies is PROHIBITED. Scottsdale City Prosecutor's Office

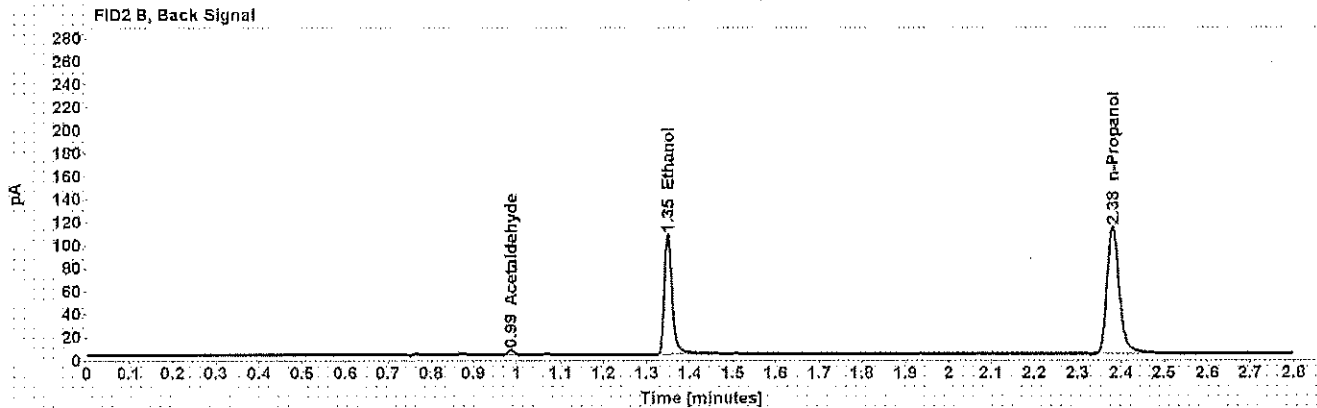
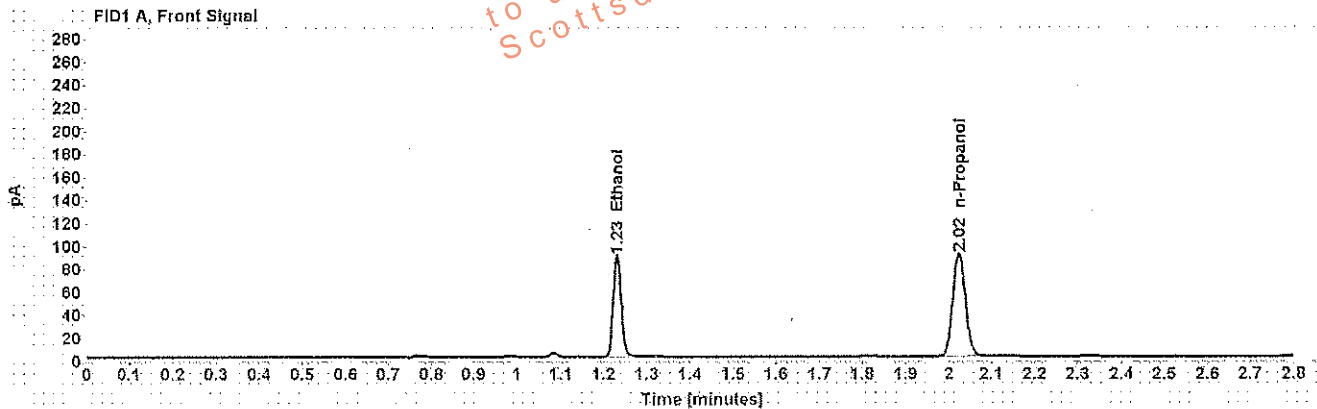


Table 1: FID 1 A (column DB-ALC1)

Compound	Amount (g/100mL)	Time (min)	Peak Area
>Ethanol	0.1589	1.231	114.122
n-Propanol	-----	2.024	183.780

Table 2: FID 2 B (column DB-ALC2)

Compound	Time (min)	Peak Area
Acetaldehyde	0.986	3.834
Ethanol	1.349	131.927
n-Propanol	2.380	221.598

## Scottsdale Police Department Crime Lab Volatiles Analysis

Sample: [REDACTED]	Item number: 1165608
Injection date: 8/22/2017 12:20:20 PM	Vial: 22
Method: ethanol quant.M	Sequence: 22Aug17
Instrument: US14173023 CN14160045	Analyst: Adrian
Data file: C:\Chem3211\Data\22Aug17\22.D	

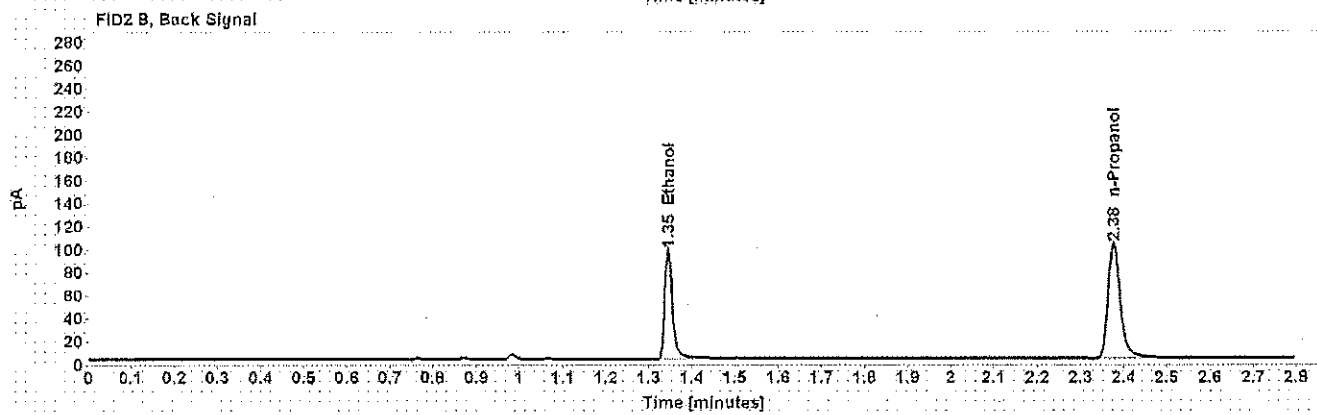
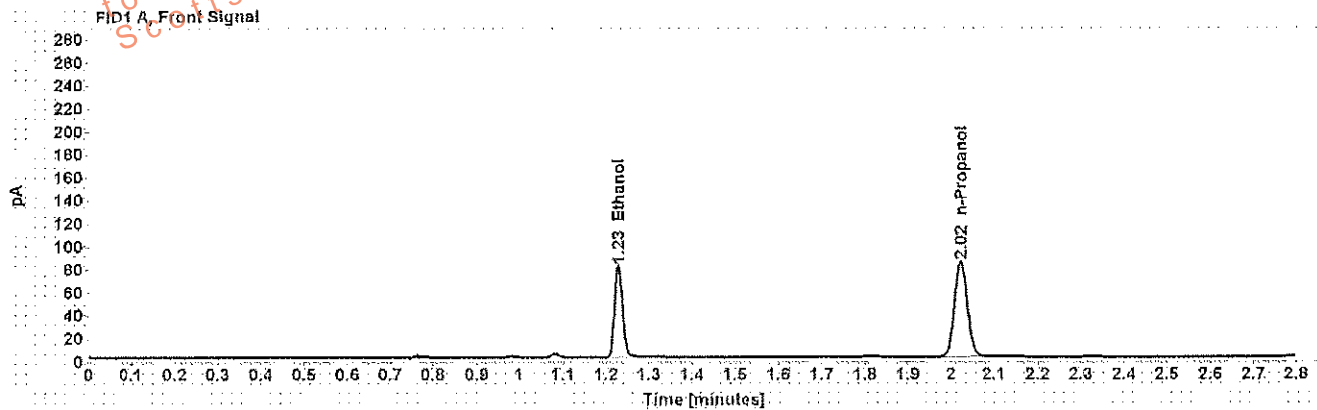


Table 1: FID 1 A (column DB-ALC1)

Compound	Amount (g/100mL)	Time (min)	Peak Area
>Ethanol	0.1554	1.229	103.016
n-Propanol	-----	2.022	169.570

Table 2: FID 2 B (column DB-ALC2)

Compound	Time (min)	Peak Area
Ethanol	1.345	118.728
n-Propanol	2.377	201.482

## Scottsdale Police Department Crime Lab Volatiles Analysis

Sample: [REDACTED]	Item number: 1149513
Injection date: 8/22/2017 12:24:20 PM	Vial: 23
Method: ethanol quant.M	Sequence: 22Aug17
Instrument: US14173023 CN14160045	Analyst: Adrian
Data file: C:\Chem32\11\Data\22Aug17\23.D	

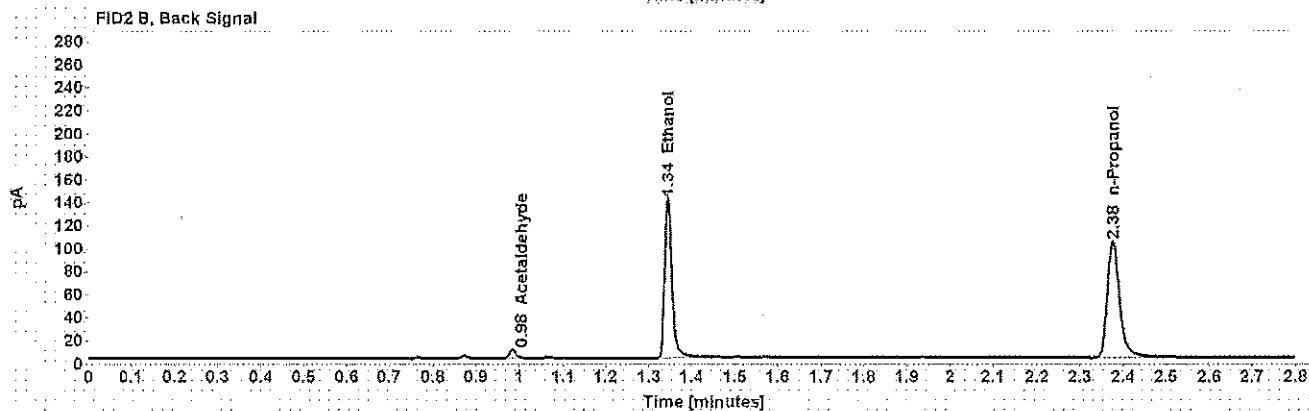
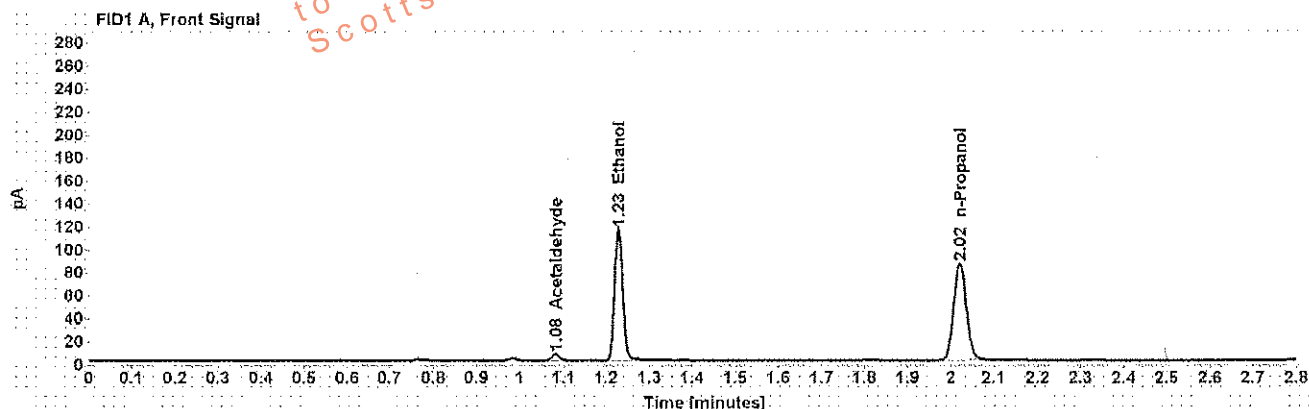


Table 1: FID 1 A (column DB-ALC1)

Compound	Amount (g/100mL)	Time (min)	Peak Area
Acetaldehyde	-----	1.082	5.763
>Ethanol	0.2185	1.228	148.022
n-Propanol	-----	2.022	172.928

Table 2: FID 2 B (column DB-ALC2)

Compound	Time (min)	Peak Area
Acetaldehyde	0.984	6.925
Ethanol	1.345	171.067
n-Propanol	2.377	204.642

## Scottsdale Police Department Crime Lab Volatiles Analysis

Sample:	[REDACTED]	Item number:	1149513
Injection date:	8/22/2017 12:28:19 PM	Vial:	24
Method:	ethanol quant.M	Sequence:	22Aug17
Instrument:	US14173023 CN14160045	Analyst:	Adrian
Data file:	C:\Chem32\11\Data\22Aug17\24.D		

Dissemination is restricted to Criminal Justice Agencies and authorized agencies only. Dissemination to unauthorized agencies is PROHIBITED.  
Scottsdale City Prosecutor

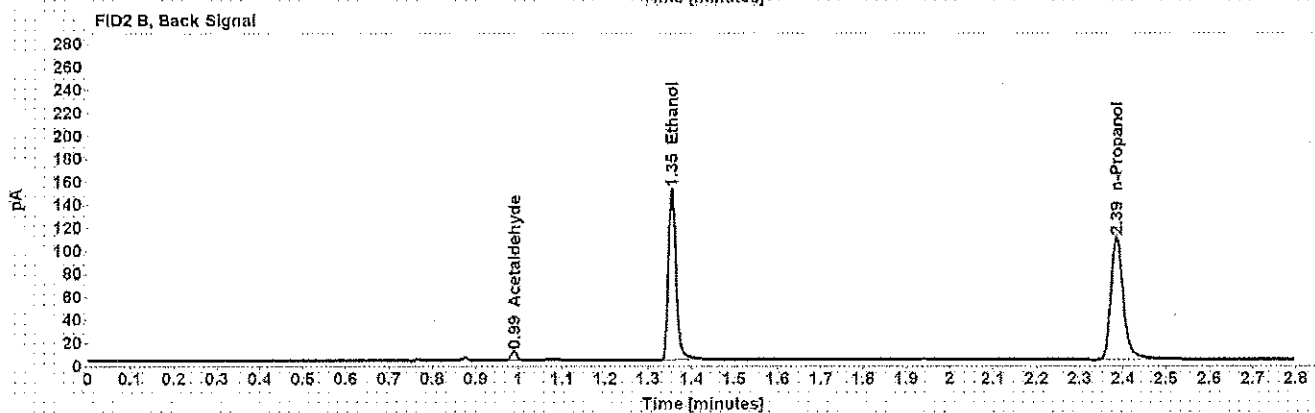
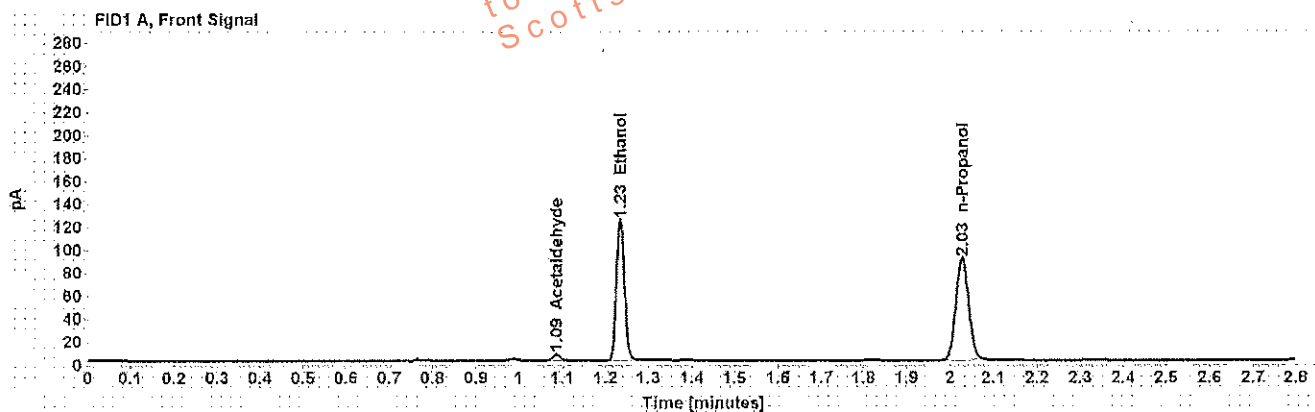


Table 1: FID 1 A (column DB-ALC1)

Compound	Amount (g/100mL)	Time (min)	Peak Area
Acetaldehyde	-----	1.086	5.905
>Ethanol	0.2253	1.235	181.215
n-Propanol	-----	2.028	182.627

Table 2: FID 2 B (column DB-ALC2)

Compound	Time (min)	Peak Area
Acetaldehyde	0.989	7.060
Ethanol	1.354	186.667
n-Propanol	2.385	215.159

## Scottsdale Police Department Crime Lab Volatiles Analysis

Sample: [REDACTED]	Item number: 332-01A
Injection date: 8/22/2017 12:32:35 PM	Vial: 25
Method: ethanol quant.M	Sequence: 22Aug17
Instrument: US14173023 CN14160045	Analyst: Adrian
Data file: C:\Chem32\11\Data\22Aug17\25.D	

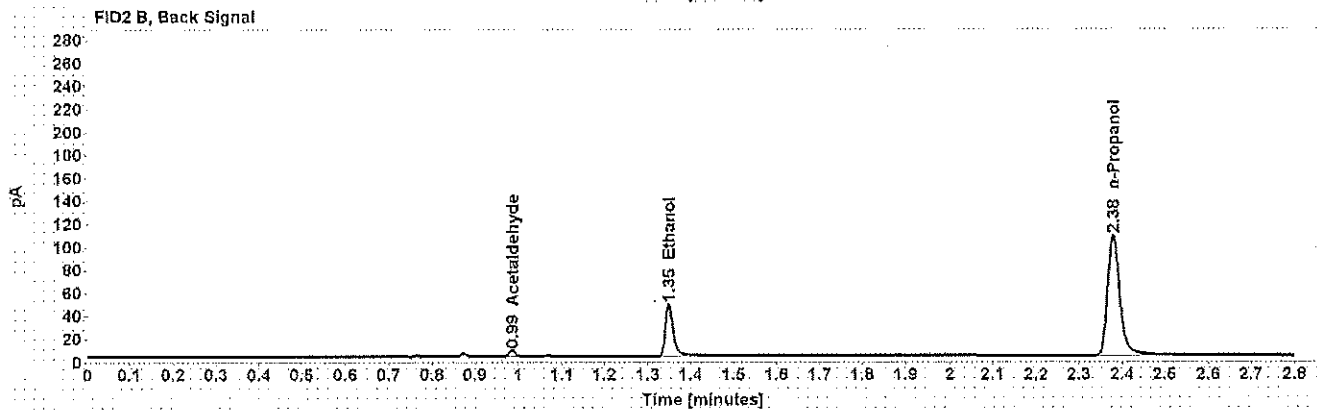
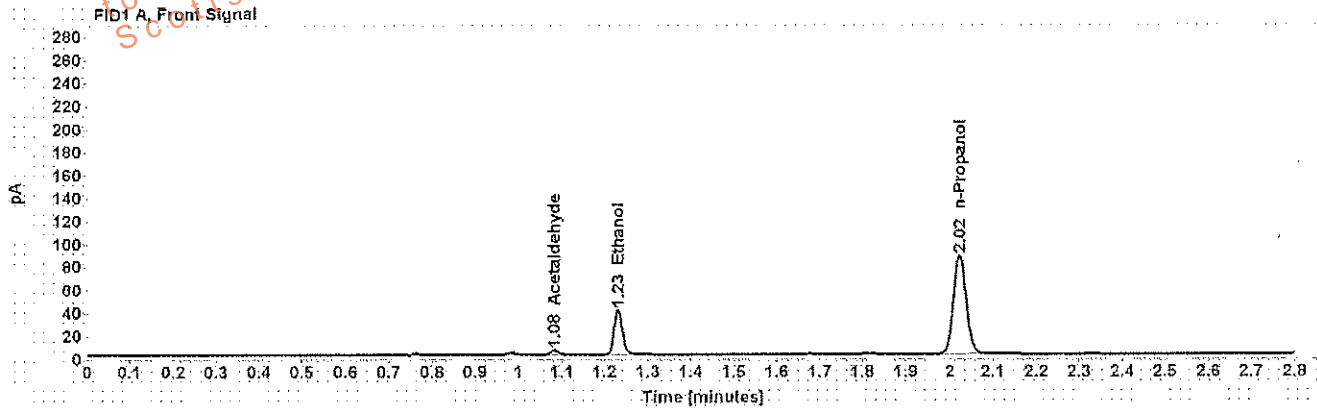


Table 1: FID 1 A (column DB-ALC1)

Compound	Amount (g/100mL)	Time (min)	Peak Area
Acetaldehyde	-----	1.083	3.997
>Ethanol	0.0746	1.231	50.968
n-Propanol	-----	2.023	176.427

Table 2: FID 2 B (column DB-ALC2)

Compound	Time (min)	Peak Area
Acetaldehyde	0.986	4.861
Ethanol	1.349	57.310
n-Propanol	2.379	210.557

## Scottsdale Police Department Crime Lab Volatiles Analysis

Sample: [REDACTED]	Item number: 332-01A
Injection date: 8/22/2017 12:36:34 PM	Vial: 26
Method: ethanol quant.M	Sequence: 22Aug17
Instrument: US14173023 CN14160045	Analyst: Adrian
Data file: C:\Chem32\1\Data\22Aug17\26.D	

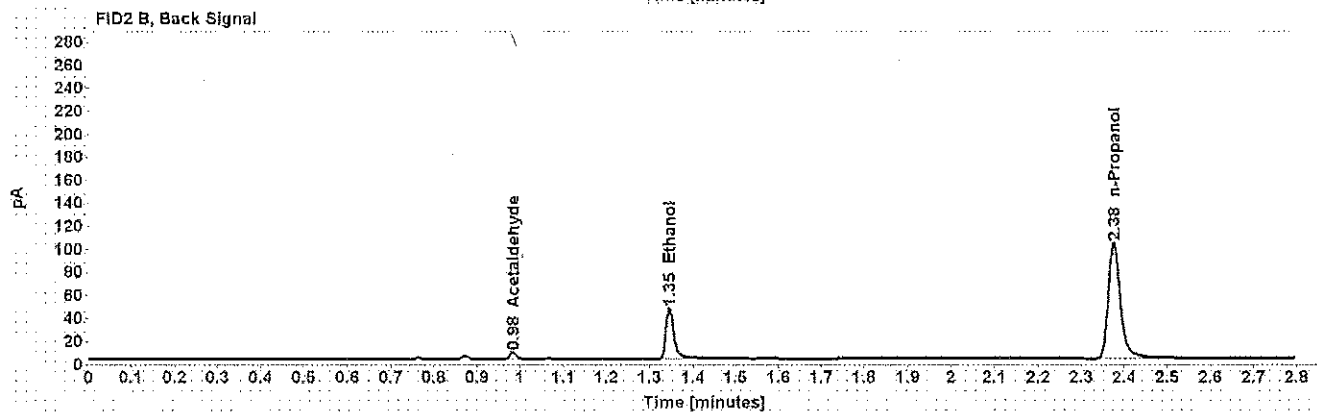
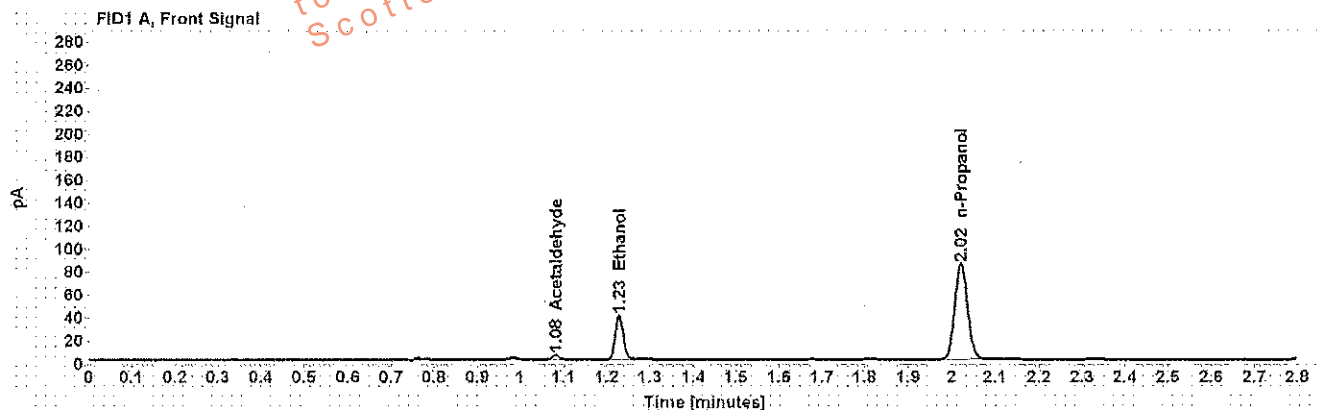


Table 1: FID 1 A (column DB-ALC1)

Compound	Amount (g/100mL)	Time (min)	Peak Area
Acetaldehyde	-----	1.081	4.147
>Ethanol	0.0748	1.229	49.396
n-Propanol	-----	2.021	170.475

Table 2: FID 2 B (column DB-ALC2)

Compound	Time (min)	Peak Area
Acetaldehyde	0.984	5.015
Ethanol	1.345	55.584
n-Propanol	2.376	202.093

## Scottsdale Police Department Crime Lab Volatiles Analysis

Sample: [REDACTED]	Item number: 1164734
Injection date: 8/22/2017 12:40:35 PM	Vial: 27
Method: ethanol quant.M	Sequence: 22Aug17
Instrument: US14173023 CN14160045	Analyst: Adrian
Data file: C:\Chem321\1\Data\22Aug17\127.D	

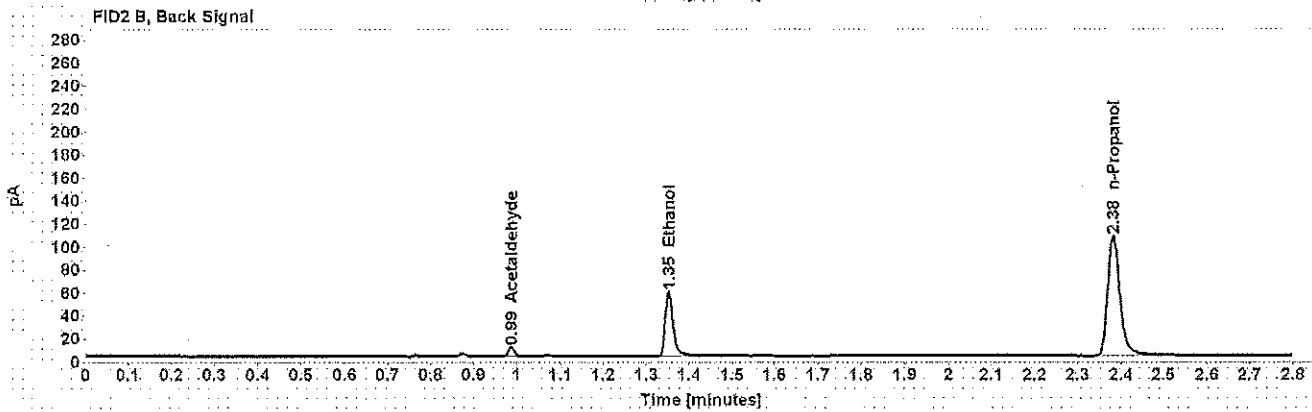
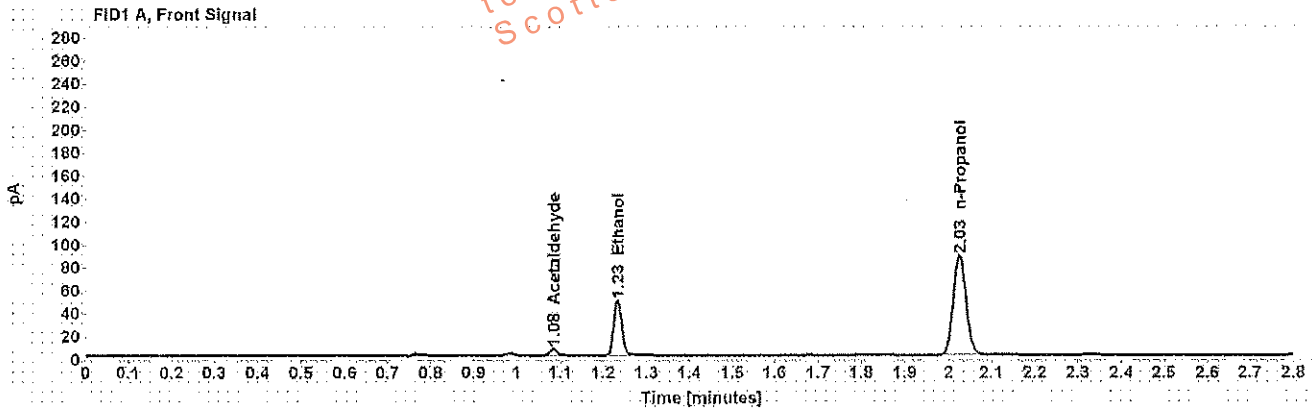


Table 1: FID 1 A (column DB-ALC1)

Compound	Amount (g/100mL)	Time (min)	Peak Area
Acetaldehyde	-----	1.084	6.113
>Ethanol	0.0906	1.233	62.649
n-Propanol	-----	2.026	177.976

Table 2: FID 2 B (column DB-ALC2)

Compound	Time (min)	Peak Area
Acetaldehyde	0.988	7.332
Ethanol	1.352	70.977
n-Propanol	2.382	209.788

## Scottsdale Police Department Crime Lab Volatiles Analysis

Sample: [REDACTED]	Item number: 1164734
Injection date: 8/22/2017 12:44:35 PM	Vial: 28
Method: ethanol quant.M	Sequence: 22Aug17
Instrument: US14173023 CN14160045	Analyst: Adrian
Data file: C:\Chem32\11\Data\22Aug17\28.D	

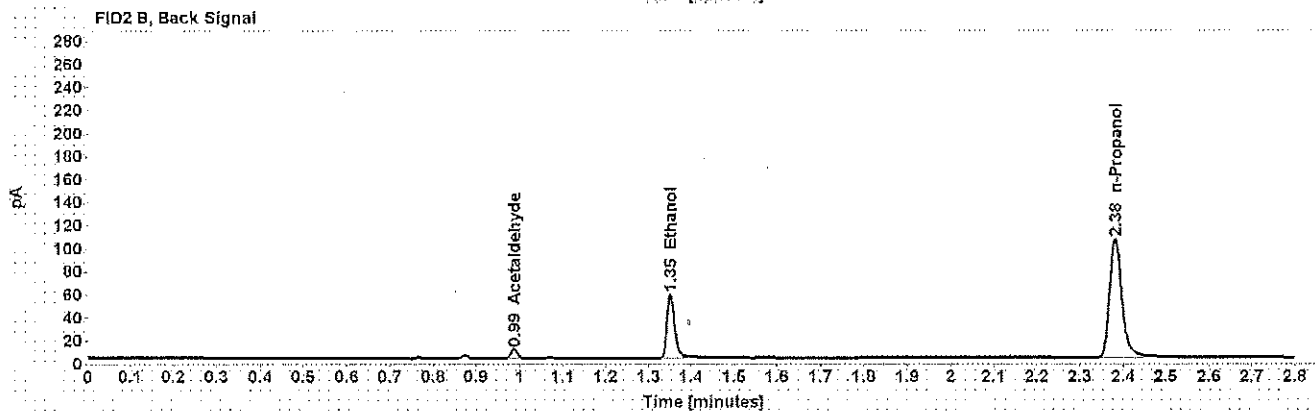
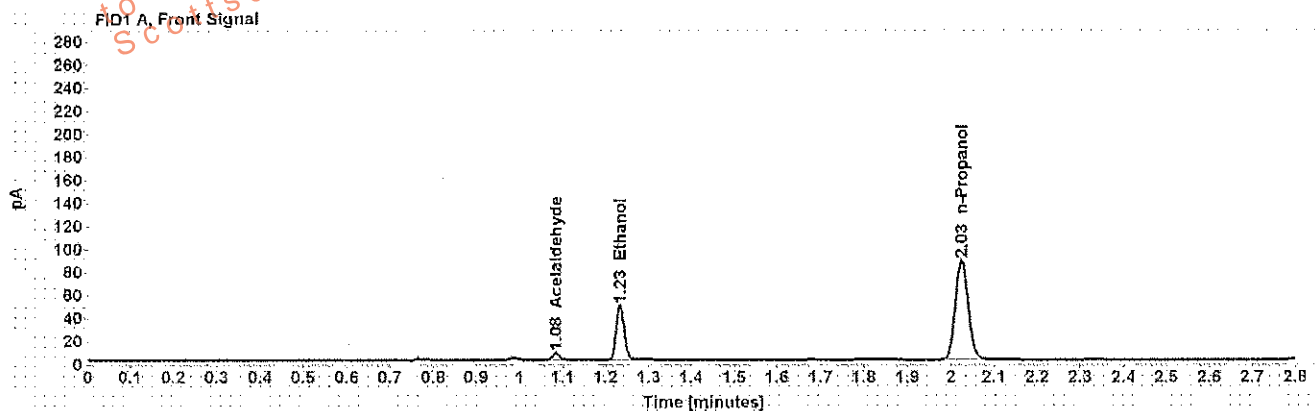


Table 1: FID 1 A (column DB-ALC1)

Compound	Amount (g/100mL)	Time (min)	Peak Area
Acetaldehyde	-----	1.084	6.180
>Ethanol	0.0901	1.233	61.956
n-Propanol	-----	2.025	177.058

Table 2: FID 2 B (column DB-ALC2)

Compound	Time (min)	Peak Area
Acetaldehyde	0.987	7.419
Ethanol	1.352	70.271
n-Propanol	2.382	208.246



## Scottsdale Police Department Crime Lab Volatiles Analysis

Sample: [REDACTED]	Item number: 1165731
Injection date: 8/22/2017 12:48:36 PM	Vial: 29
Method: ethanol quant.M	Sequence: 22Aug17
Instrument: US14173023 CN14160045	Analyst: Adrian
Data file: C:\Chem32\1>Data\22Aug17\29.D	

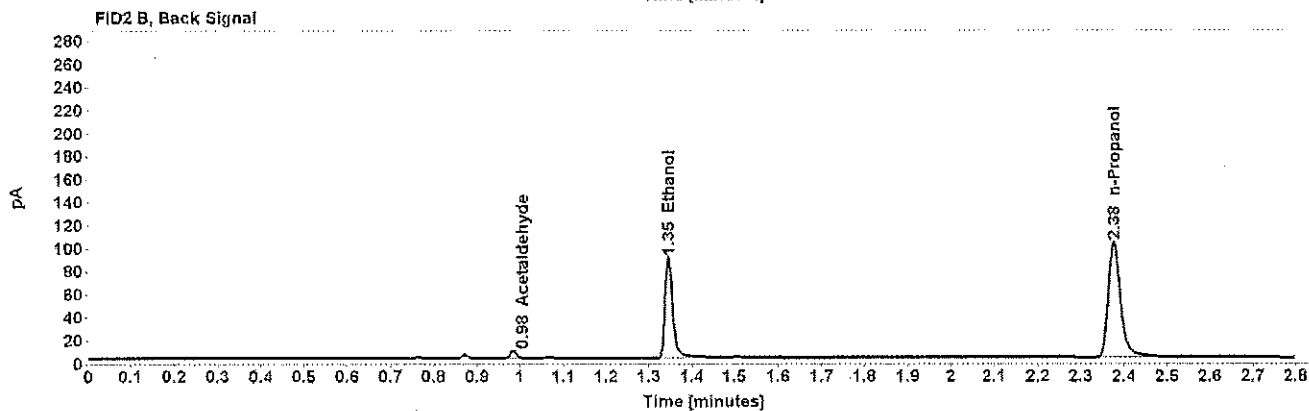
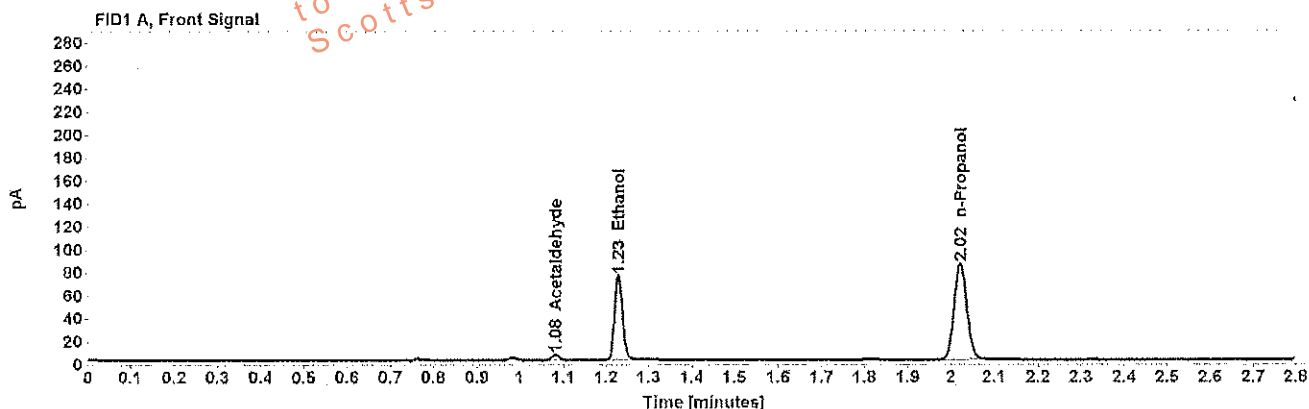


Table 1: FID 1 A (column DB-ALC1)

Compound	Amount (g/100mL)	Time (min)	Peak Area
Acetaldehyde	-----	1.082	4.872
>Ethanol	0.1421	1.229	95.453
n-Propanol	-----	2.022	172.033

Table 2: FID 2 B (column DB-ALC2)

Compound	Time (min)	Peak Area
Acetaldehyde	0.984	5.869
Ethanol	1.345	109.496
n-Propanol	2.377	202.682

## Scottsdale Police Department Crime Lab Volatiles Analysis

Sample: [REDACTED]	Item number: 1165731
Injection date: 8/22/2017 12:52:35 PM	Vial: 30
Method: ethanol quant.M	Sequence: 22Aug17
Instrument: US14173023 CN14160045	Analyst: Adrian
Data file: C:\Chem32\1\Data\22Aug17\30.D	

Dissemination is restricted to Criminal Justice Agencies and authorized agencies. Dissemination to unauthorized agencies is PROHIBITED.  
Scottsdale City Prosecutor

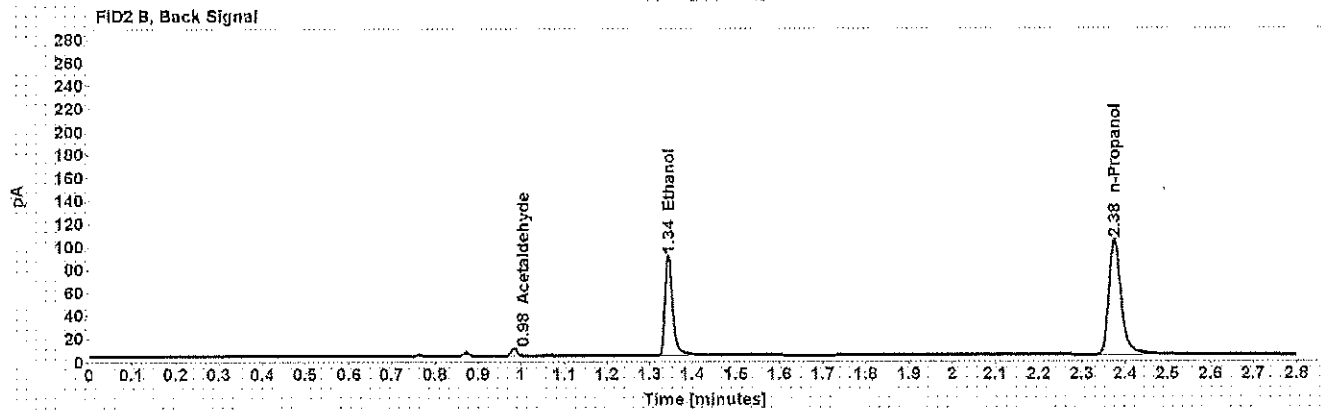
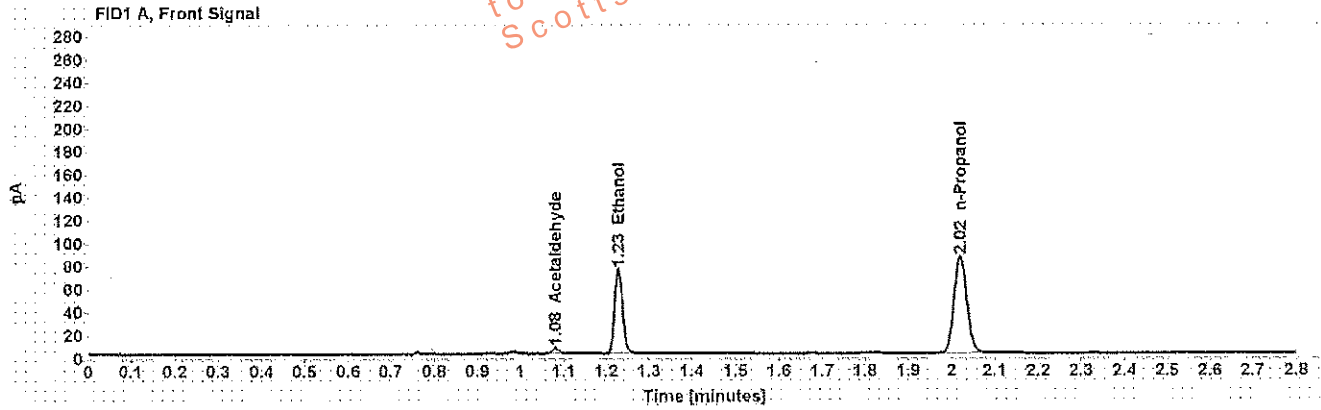


Table 1: FID 1 A (column DB-ALC1)

Compound	Amount (g/100mL)	Time (min)	Peak Area
Acetaldehyde	-----	1.081	4.900
>Ethanol	0.1412	1.228	94.868
n-Propanol	-----	2.021	171.993

Table 2: FID 2 B (column DB-ALC2)

Compound	Time (min)	Peak Area
Acetaldehyde	0.984	5.876
Ethanol	1.344	109.136
n-Propanol	2.375	202.567

## Scottsdale Police Department Crime Lab Volatiles Analysis

Sample: [REDACTED]	WA 8/24/17
Injection date: 8/22/2017 1:00:49 PM	Item number: 416687 1166687
Method: ethanol quant.M	Vial: 32
Instrument: US14173023 CN14160045	Sequence: 22Aug17
Data file: C:\Chem3211\Data\22Aug17\32.D	Analyst: Adrian

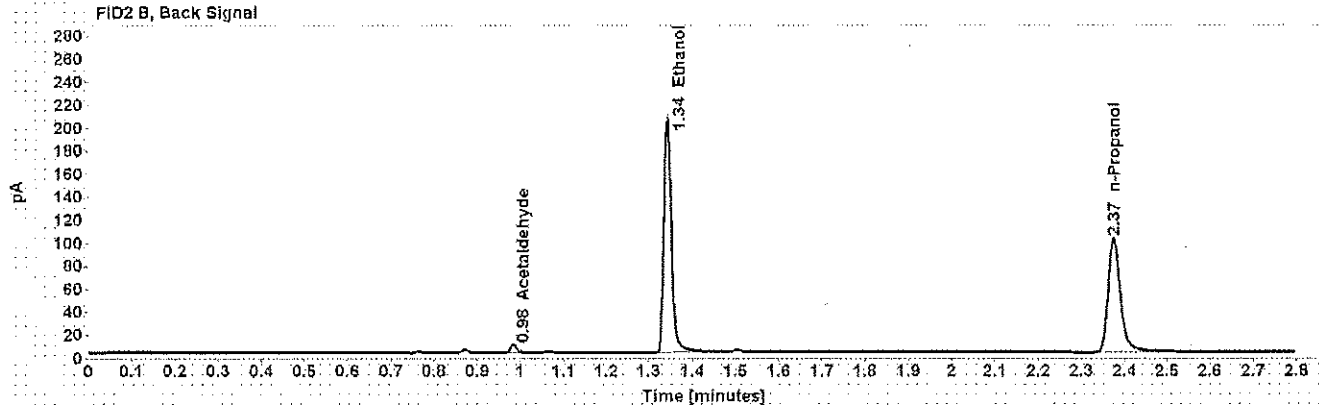
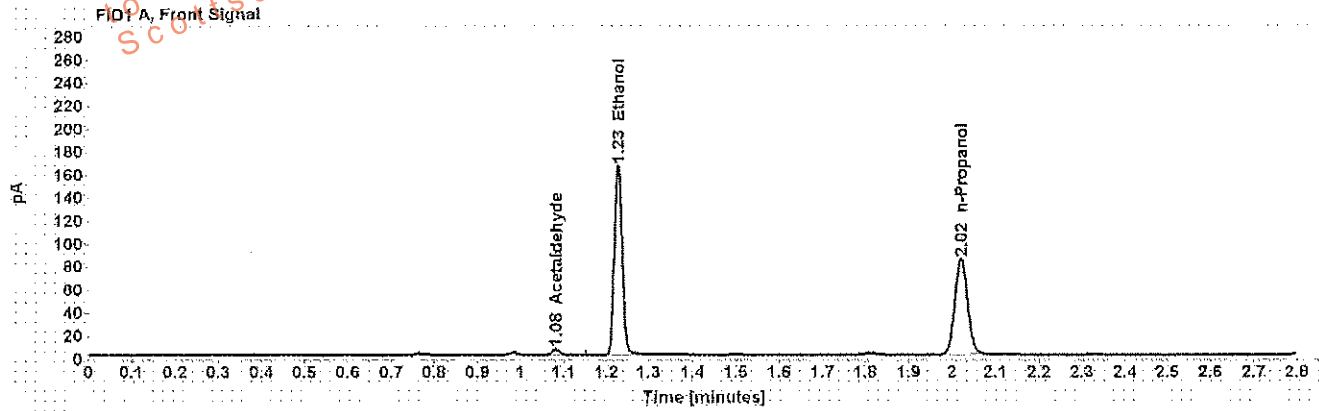


Table 1: FID 1 A (column DB-ALC1)

Compound	Amount (g/100mL)	Time (min)	Peak Area
Acetaldehyde	-----	1.081	5.128
>Ethanol	0.3181	1.227	212.680
n-Propanol	-----	2.021	170.329

Table 2: FID 2 B (column DB-ALC2)

Compound	Time (min)	Peak Area
Acetaldehyde	0.984	6.183
Ethanol	1.343	246.887
n-Propanol	2.375	199.705

## Scottsdale Police Department Crime Lab Volatiles Analysis

Sample: [REDACTED]	WA 8/24/17
Injection date: 8/22/2017 1:04:50 PM	Item number: <del>416687</del> 1106687
Method: ethanol quant.M	Vial: 33
Instrument: US14173023 CN14160045	Sequence: 22Aug17
Data file: C:\Chem3211\Data\22Aug17\33.D	Analyst: Adrian

This information is restricted to Criminal Agencies and authorized dissemination ONLY. Secondary dissemination to unauthorized agencies is PROHIBITED.  
 Scottsdale City Prosecutor

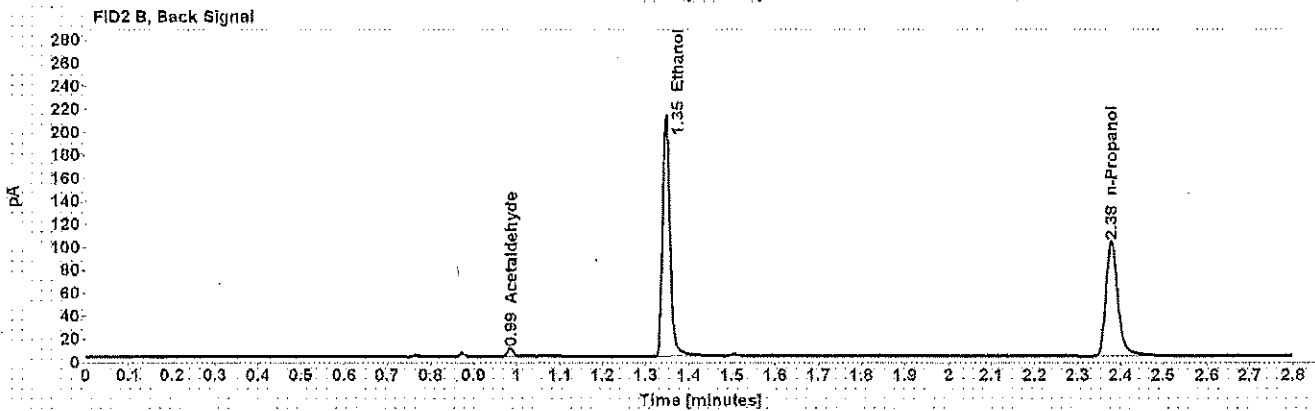
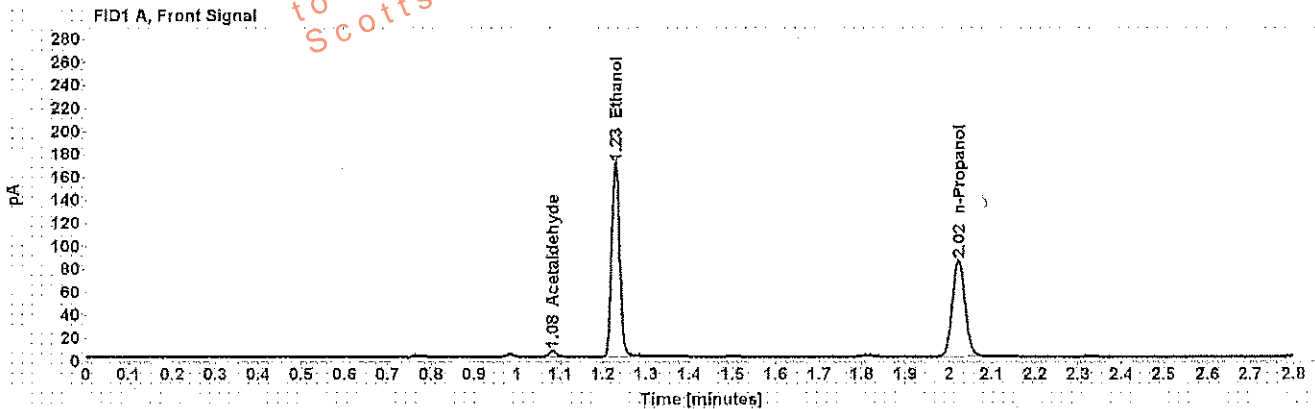


Table 1: FID 1 A (column DB-ALC1)

Compound	Amount (g/100mL)	Time (min)	Peak Area
Acetaldehyde	-----	1.082	5.380
>Ethanol	0.3239	1.229	218.596
n-Propanol	-----	2.023	171.929

Table 2: FID 2 B (column DB-ALC2)

Compound	Time (min)	Peak Area
Acetaldehyde	0.985	6.395
Ethanol	1.346	253.865
n-Propanol	2.378	201.778

## Scottsdale Police Department Crime Lab Volatiles Analysis

Sample: [REDACTED]	Item number: 1165713
Injection date: 8/22/2017 1:08:49 PM	Vial: 34
Method: ethanol quant.M	Sequence: 22Aug17
Instrument: US14173023 CN14160045	Analyst: Adrian
Data file: C:\Chem32\1\Data\22Aug17\34.D	

Dissemination is restricted to Criminal Justice Agencies and authorized personnel only. Further dissemination to unauthorized agencies is PROHIBITED.  
Scottsdale City Prosecutor

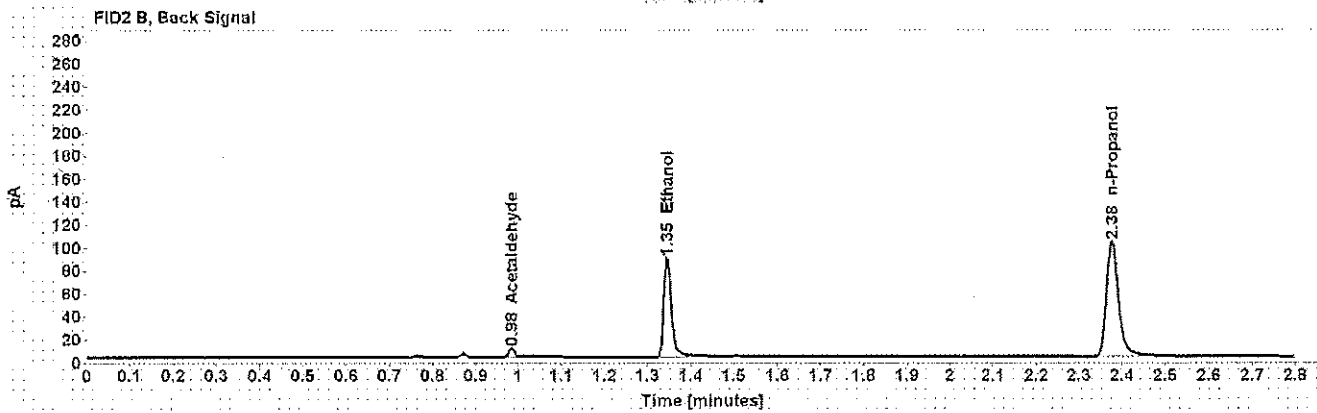
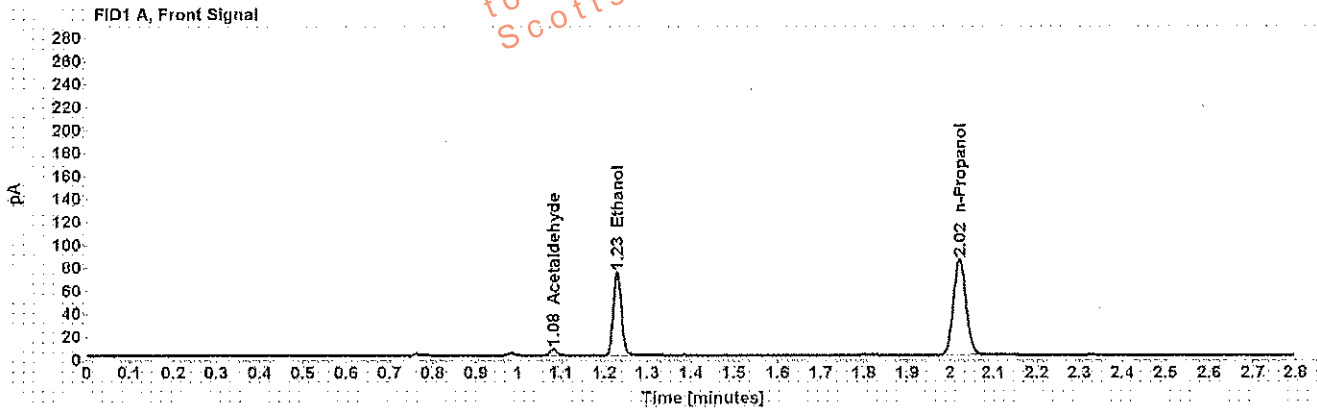


Table 1: FID 1 A (column DB-ALC1)

Compound	Amount (g/100mL)	Time (min)	Peak Area
Acetaldehyde	-----	1.082	5.771
>Ethanol	0.1405	1.229	93.987
n-Propanol	-----	2.022	171.360

Table 2: FID 2 B (column DB-ALC2)

Compound	Time (min)	Peak Area
Acetaldehyde	0.984	6.947
Ethanol	1.346	108.171
n-Propanol	2.377	202.220

## Scottsdale Police Department Crime Lab Volatiles Analysis

Sample: [REDACTED]	Item number: 1165713
Injection date: 8/22/2017 1:12:49 PM	Vial: 35
Method: ethanol quant.M	Sequence: 22Aug17
Instrument: US14173023 CN14160045	Analyst: Adrian
Data file: C:\Chem32\11\Data\22Aug17\35.D	

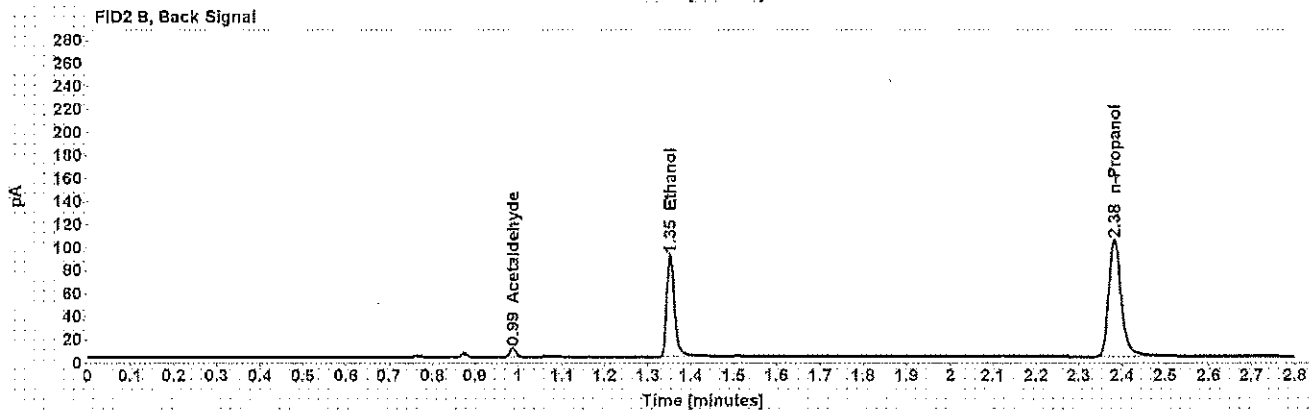
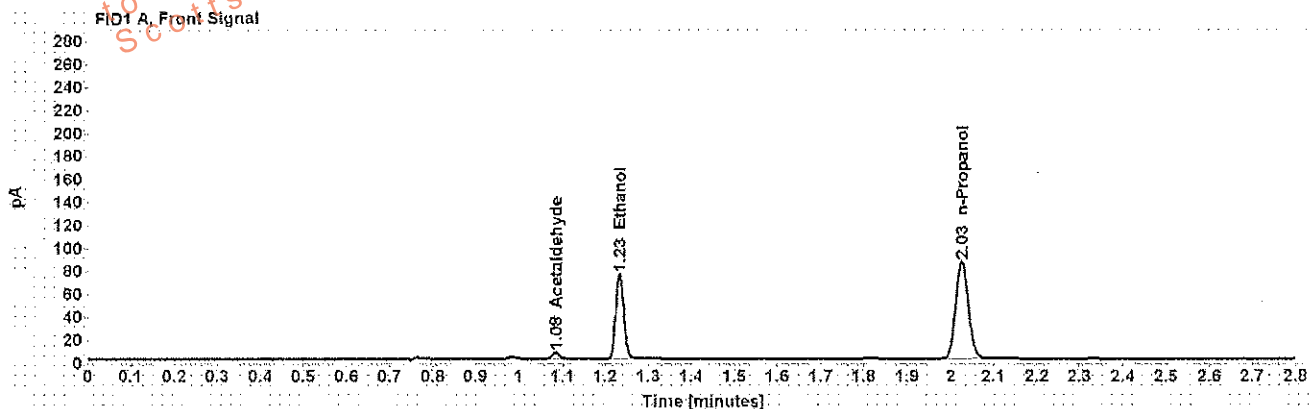


Table 1: FID 1 A (column DB-ALC1)

Compound	Amount (g/100mL)	Time (min)	Peak Area
Acetaldehyde	-----	1.085	5.891
>Ethanol	0.1421	1.233	96.894
n-Propanol	-----	2.026	174.596

Table 2: FID 2 B (column DB-ALC2)

Compound	Time (min)	Peak Area
Acetaldehyde	0.988	7.057
Ethanol	1.352	111.143
n-Propanol	2.383	205.014

## Scottsdale Police Department Crime Lab Volatiles Analysis

<b>Sample:</b> [REDACTED]	<b>Item number:</b> 1166051
<b>Injection date:</b> 8/22/2017 1:16:49 PM	<b>Vial:</b> 36
<b>Method:</b> ethanol quant.M	<b>Sequence:</b> 22Aug17
<b>Instrument:</b> US14173023 CN14160045	<b>Analyst:</b> Adrian
<b>Data file:</b> C:\Chem32\11\Data\22Aug17\36.D	

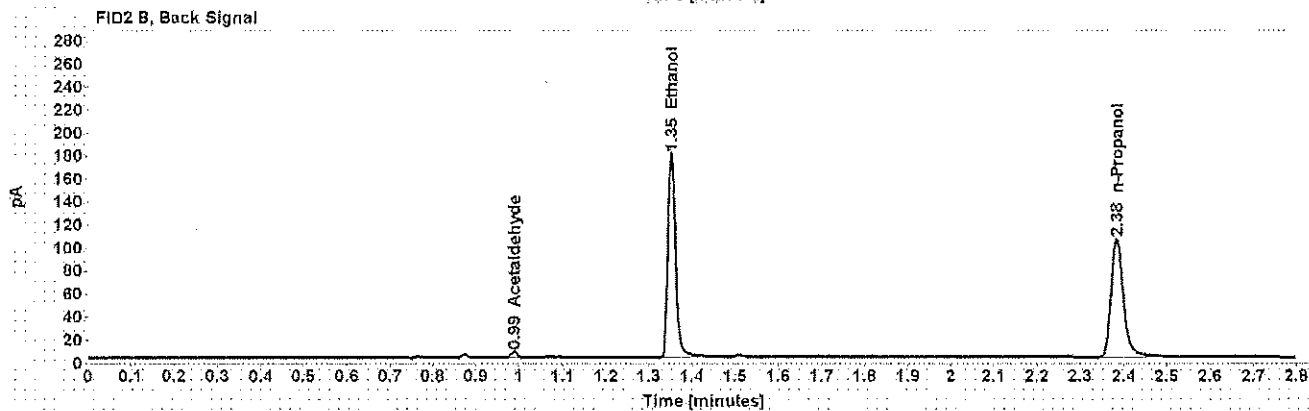
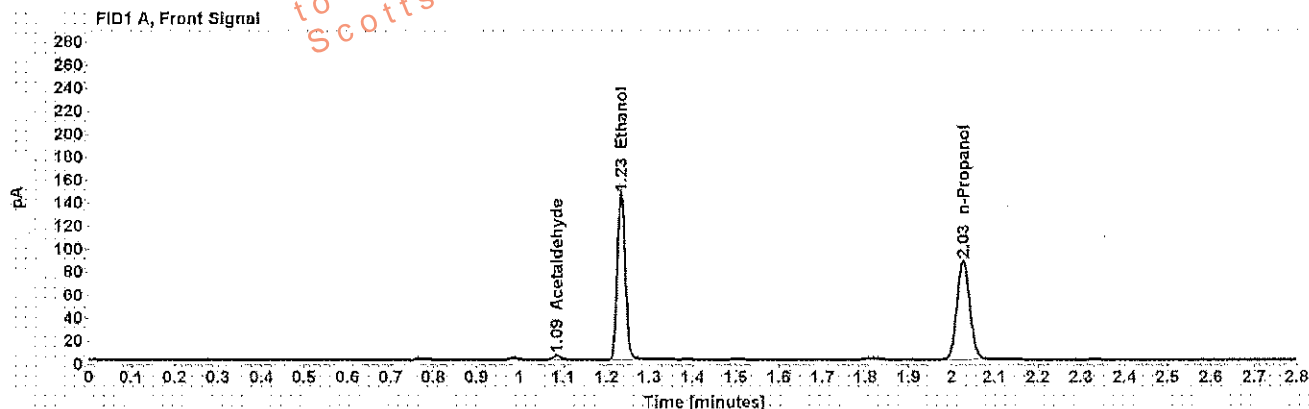


Table 1: FID 1 A (column DB-ALC1)

Compound	Amount (g/100mL)	Time (min)	Peak Area
Acetaldehyde	-----	1.085	3.839
>Ethanol	0.2729	1.233	189.384
n-Propanol	-----	2.027	176.885

Table 2: FID 2 B (column DB-ALC2)

Compound	Time (min)	Peak Area
Acetaldehyde	0.988	4.619
Ethanol	1.352	221.075
n-Propanol	2.383	207.632

## Scottsdale Police Department Crime Lab Volatiles Analysis

Sample: [REDACTED]	Item number: 1166051
Injection date: 8/22/2017 1:21:06 PM	Vial: 37
Method: ethanol quant.M	Sequence: 22Aug17
Instrument: US14173023 CN14160045	Analyst: Adrian
Data file: C:\Chem32\11\Data\22Aug17\137.D	

Dissemination is restricted to Criminal Justice Agencies and authorized personnel only. Further dissemination to unauthorized agencies is PROHIBITED. Scottsdale City Prosecutor's Office

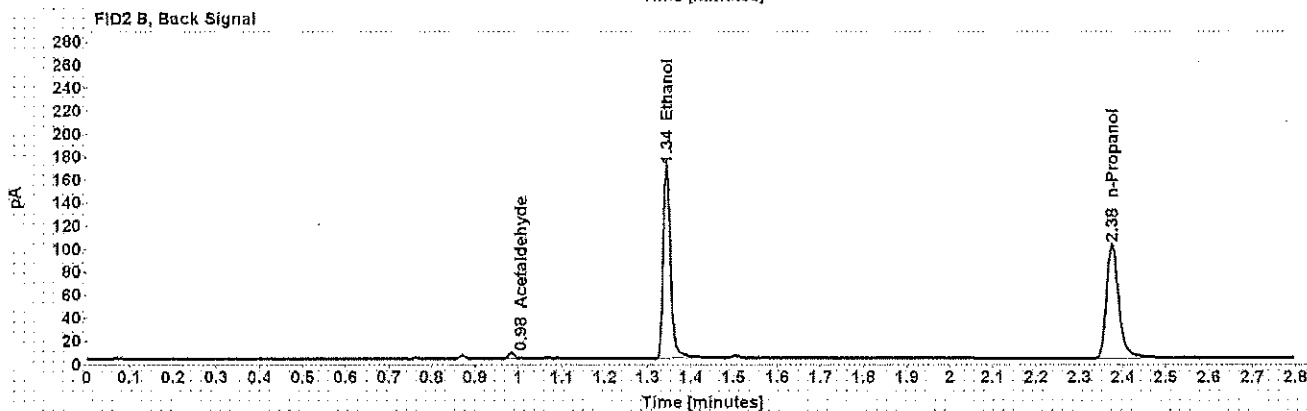
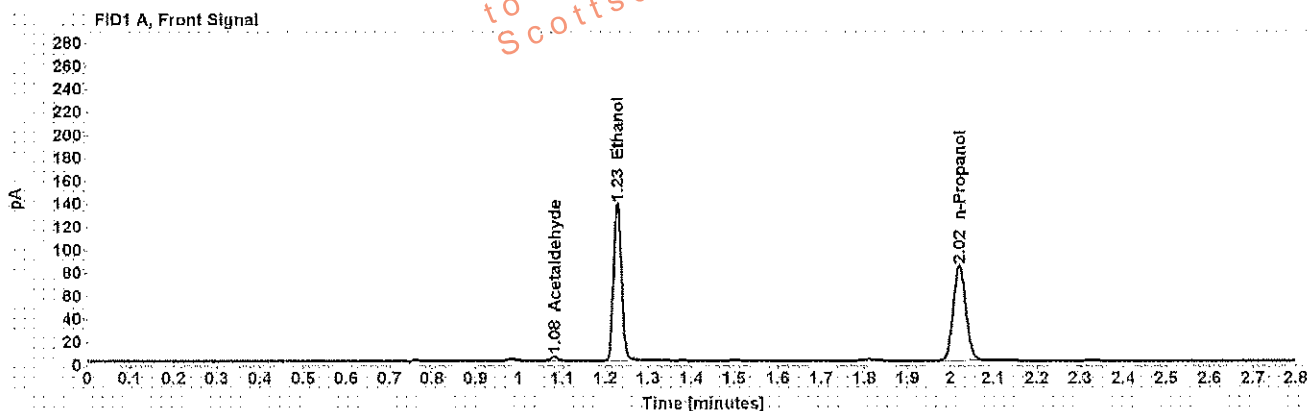


Table 1: FID 1 A (column DB-ALC1)

Compound	Amount (g/100mL)	Time (min)	Peak Area
Acetaldehyde	-----	1.081	3.917
>Ethanol	0.2662	1.228	176.713
n-Propanol	-----	2.021	169.253

Table 2: FID 2 B (column DB-ALC2)

Compound	Time (min)	Peak Area
Acetaldehyde	0.984	4.742
Ethanol	1.344	204.928
n-Propanol	2.375	200.734



## Scottsdale Police Department Crime Lab Volatiles Analysis

Sample: [REDACTED]	Item number: 1165179
Injection date: 8/22/2017 1:25:05 PM	Vial: 38
Method: ethanol quant.M	Sequence: 22Aug17
Instrument: US14173023 CN14160045	Analyst: Adrian
Data file: C:\Chem32\11\Data\22Aug17\38.D	

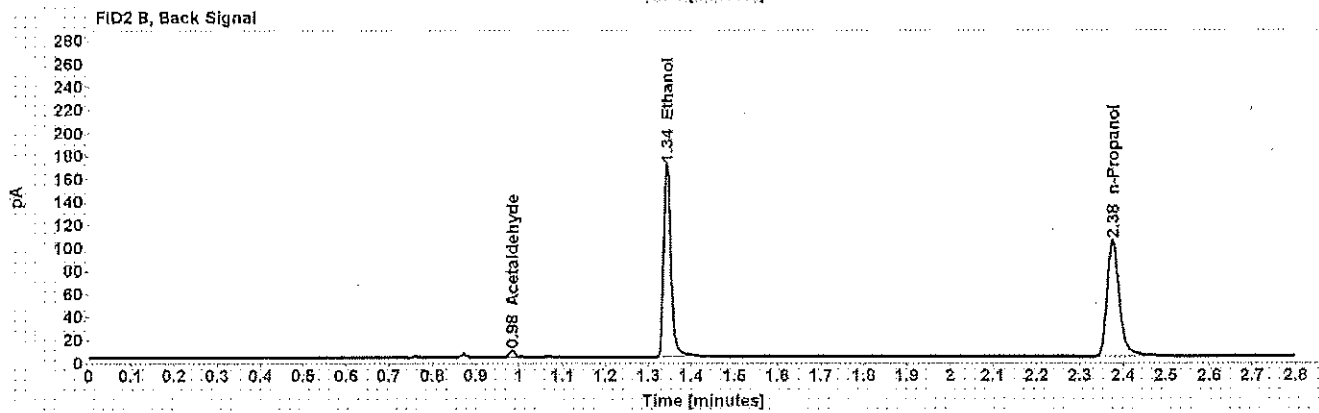
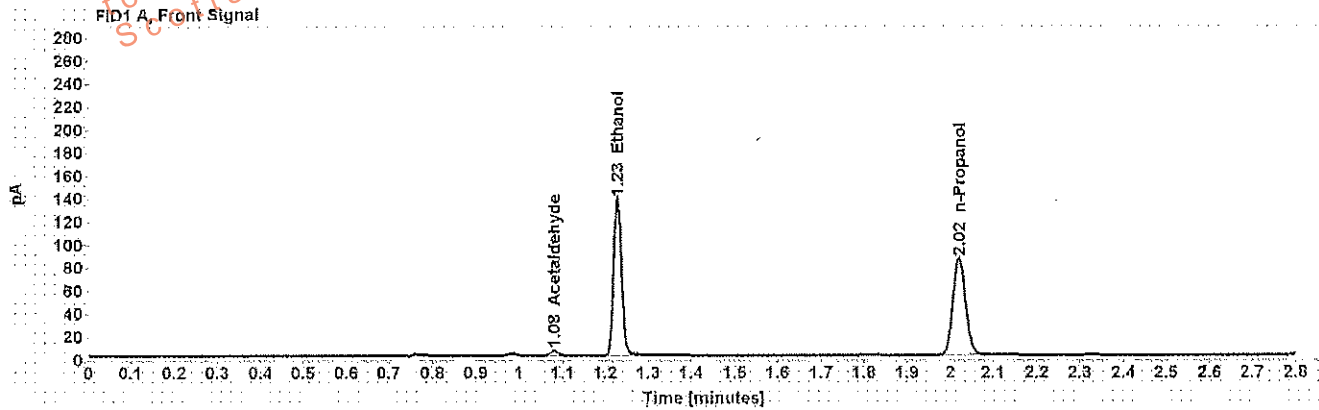


Table 1: FID 1 A (column DB-ALC1)

Compound	Amount (g/100mL)	Time (min)	Peak Area
Acetaldehyde	-----	1.081	4.496
>Ethanol	0.2598	1.228	176.715
n-Propanol	-----	2.021	173.422

Table 2: FID 2 B (column DB-ALC2)

Compound	Time (min)	Peak Area
Acetaldehyde	0.984	5.405
Ethanol	1.344	204.827
n-Propanol	2.376	204.581

## Scottsdale Police Department Crime Lab Volatiles Analysis

Sample: [REDACTED]	Item number: 1165179
Injection date: 8/22/2017 1:29:05 PM	Vial: 39
Method: ethanol quant.M	Sequence: 22Aug17
Instrument: US14173023 CN14160045	Analyst: Adrian
Data file: C:\Chem32\1\Data\22Aug17\39.D	

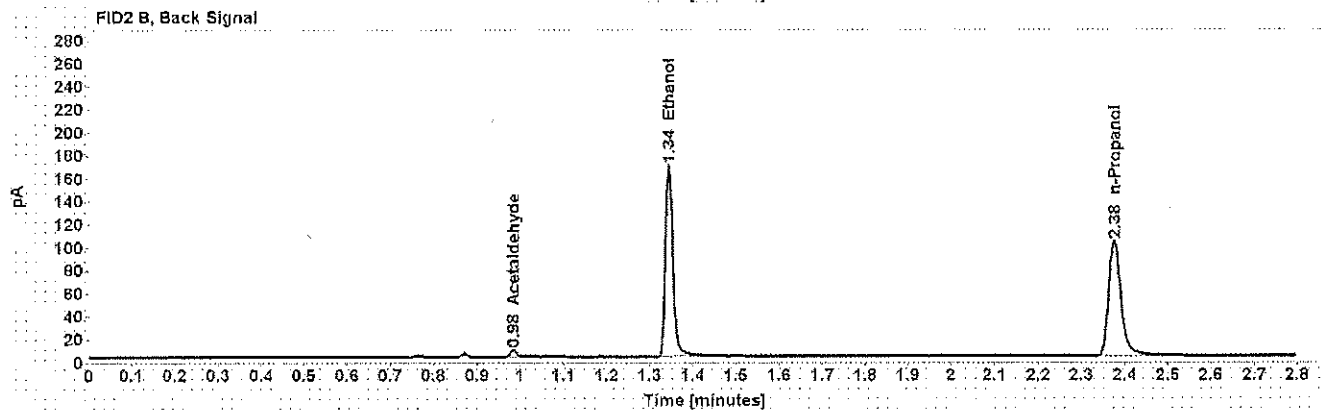
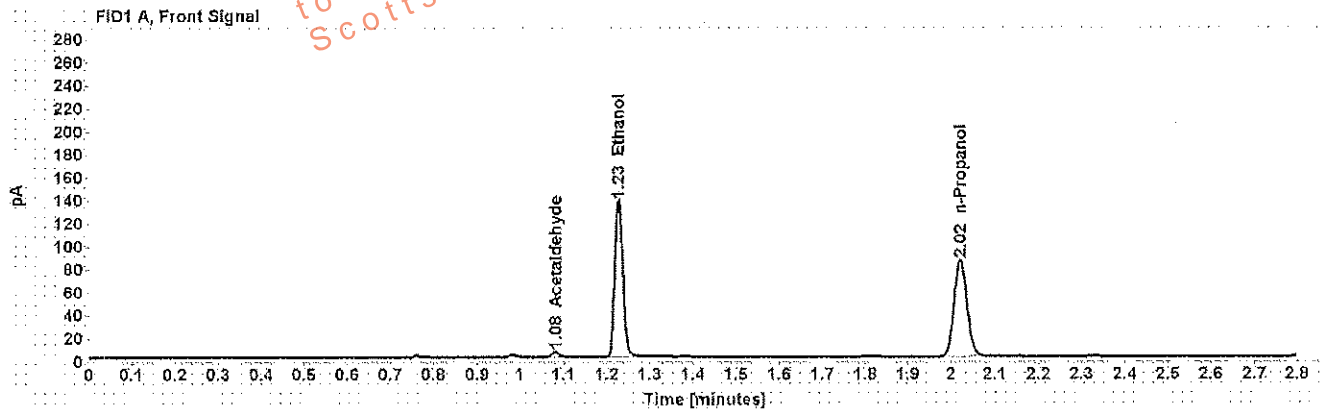


Table 1: FID 1 A (column DB-ALC1)

Compound	Amount (g/100mL)	Time (min)	Peak Area
Acetaldehyde	-----	1.081	4.518
>Ethanol	0.2605	1.228	175.711
n-Propanol	-----	2.021	172.015

Table 2: FID 2 B (column DB-ALC2)

Compound	Time (min)	Peak Area
Acetaldehyde	0.984	5.428
Ethanol	1.344	203.655
n-Propanol	2.376	202.112

## Scottsdale Police Department Crime Lab Volatiles Analysis

Sample: [REDACTED]	Item number: 1143613
Injection date: 8/22/2017 1:33:06 PM	Vial: 40
Method: ethanol quant.M	Sequence: 22Aug17
Instrument: US14173023 CN14160045	Analyst: Adrian
Data file: C:\Chem32\1\Data\22Aug17\40.D	

Dissemination is restricted to Criminal Justice Agencies and authorized personnel only. Any dissemination to unauthorized agencies is PROHIBITED. Scottsdale City Prosecutor's Office

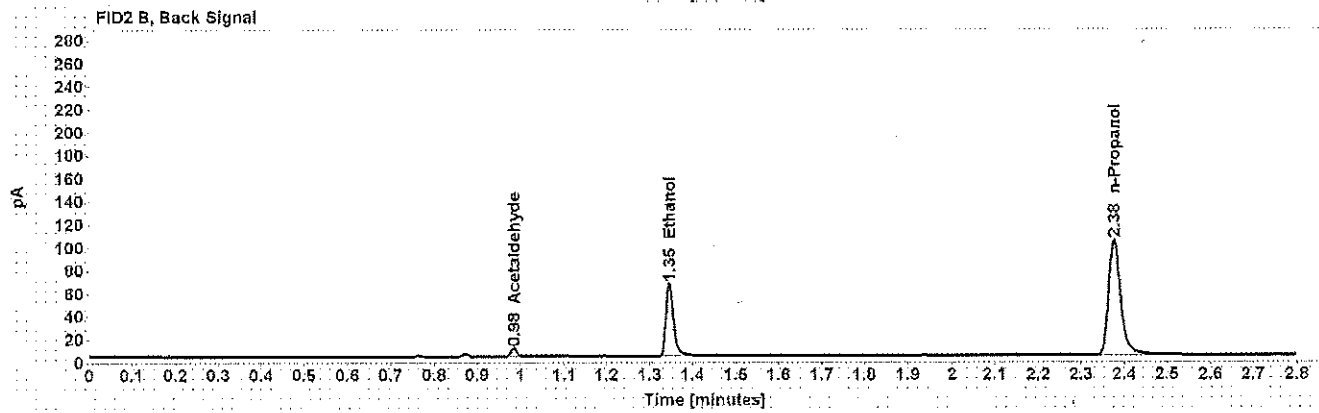
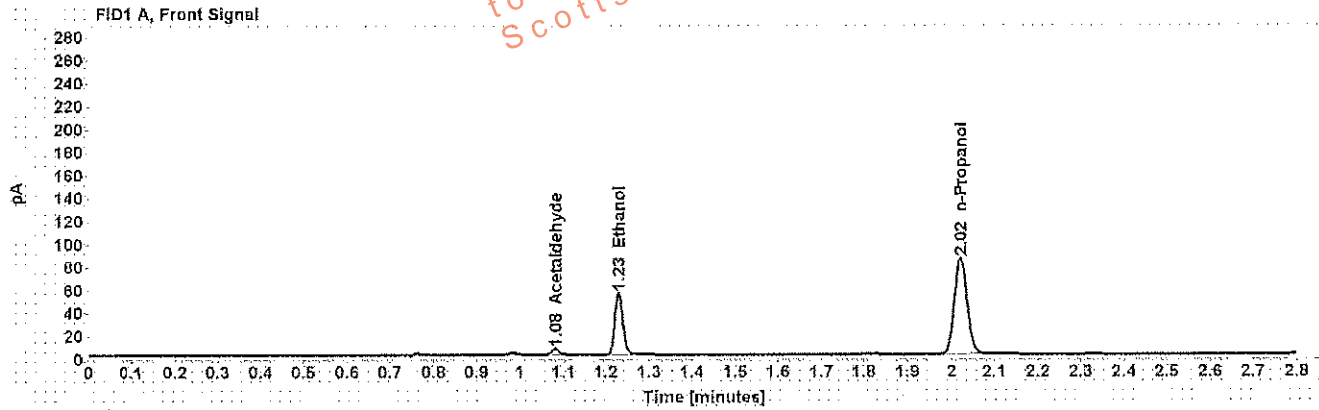


Table 1: FID 1 A (column DB-ALC1)

Compound	Amount (g/100mL)	Time (min)	Peak Area
Acetaldehyde	-----	1.082	5.398
>Ethanol	0.1045	1.229	69.802
n-Propanol	-----	2.022	171.664

Table 2: FID 2 B (column DB-ALC2)

Compound	Time (min)	Peak Area
Acetaldehyde	0.984	6.479
Ethanol	1.346	79.434
n-Propanol	2.376	202.179

## Scottsdale Police Department Crime Lab Volatiles Analysis

Sample: [REDACTED]	Item number: 1143613
Injection date: 8/22/2017 1:37:06 PM	Vial: 41
Method: ethanol quant.M	Sequence: 22Aug17
Instrument: US14173023 CN14160045	Analyst: Adrian
Data file: C:\Chem32\11\Data\22Aug17\41.D	

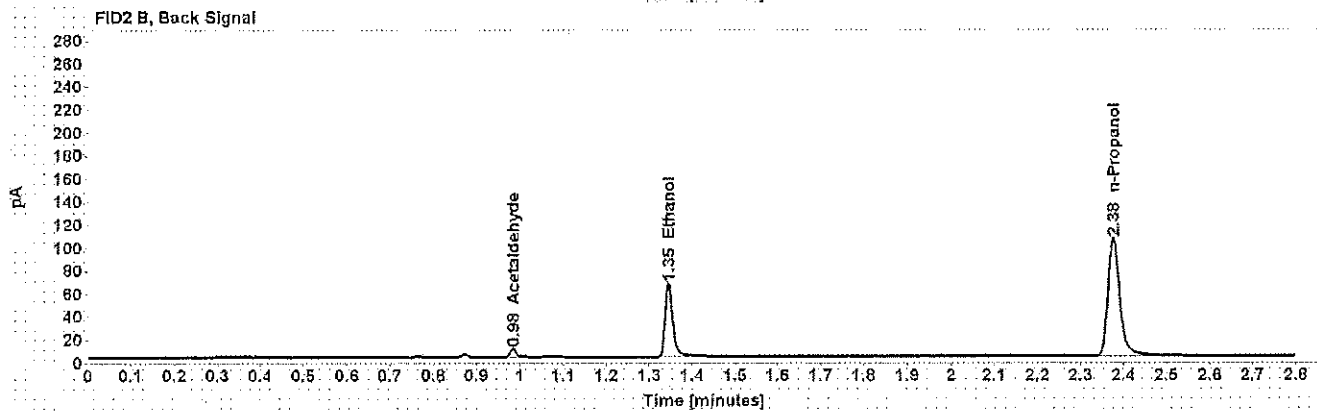
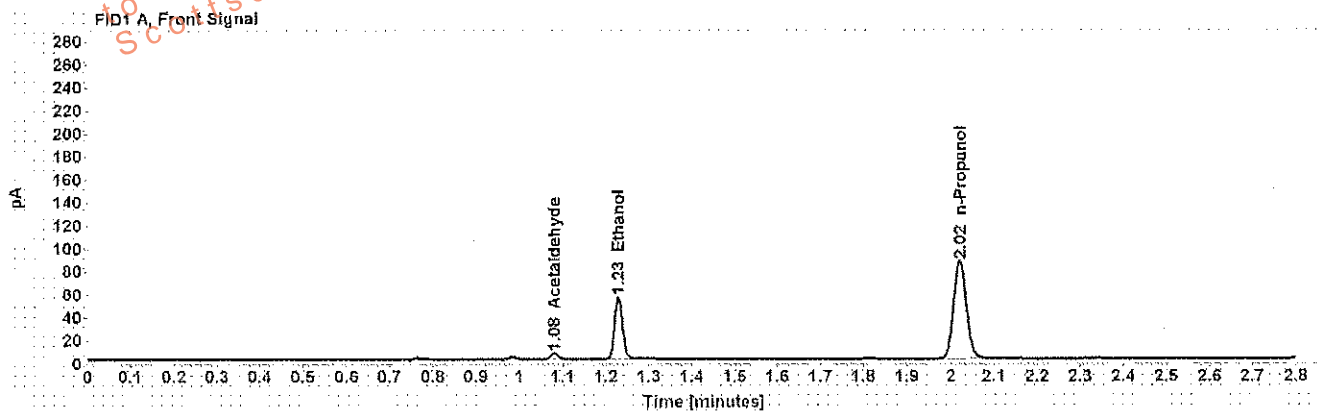


Table 1: FID 1 A (column DB-ALC1)

Compound	Amount (g/100mL)	Time (min)	Peak Area
Acetaldehyde	-----	1.081	5.503
>Ethanol	0.1037	1.229	70.346
n-Propanol	-----	2.021	174.244

Table 2: FID 2 B (column DB-ALC2)

Compound	Time (min)	Peak Area
Acetaldehyde	0.984	6.585
Ethanol	1.345	80.498
n-Propanol	2.376	205.110

## Scottsdale Police Department Crime Lab Volatiles Analysis

Sample: [REDACTED]	Item number: 1168269
Injection date: 8/22/2017 1:45:19 PM	Vial: 43
Method: ethanol quant.M	Sequence: 22Aug17
Instrument: US14173023 CN14160045	Analyst: Adrian
Data file: C:\Chem32\1\Data\22Aug17\43.D	

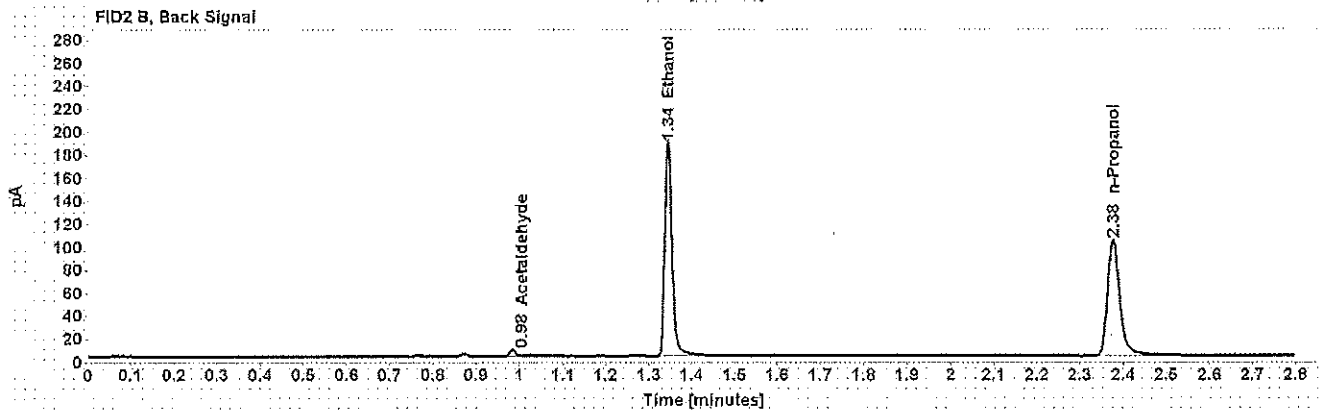
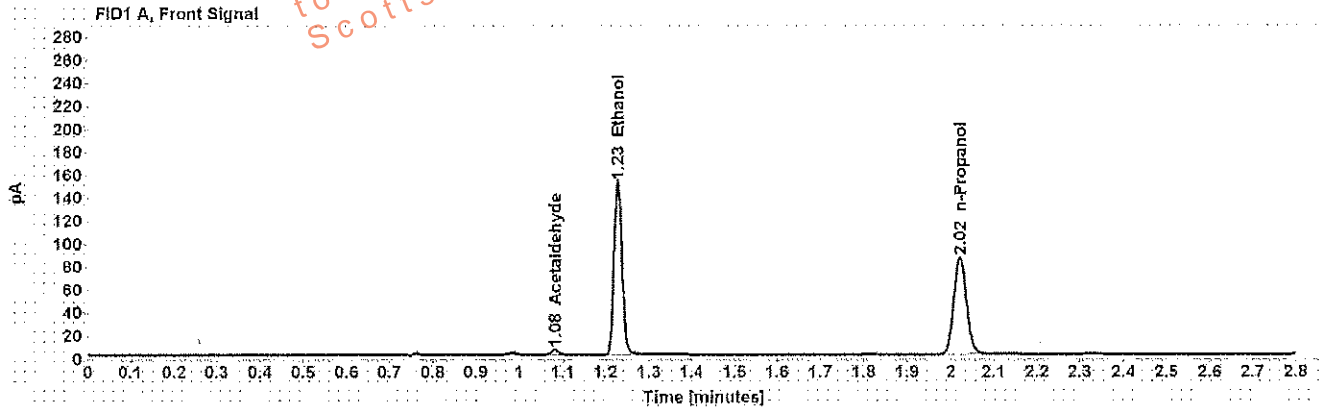


Table 1: FID 1 A (column DB-ALC1)

Compound	Amount (g/100mL)	Time (min)	Peak Area
Acetaldehyde	-----	1.082	4.376
>Ethanol	0.2870	1.228	194.585
n-Propanol	-----	2.022	172.778

Table 2: FID 2 B (column DB-ALC2)

Compound	Time (min)	Peak Area
Acetaldehyde	0.984	5.296
Ethanol	1.345	225.837
n-Propanol	2.377	202.499

## Scottsdale Police Department Crime Lab Volatiles Analysis

Sample: [REDACTED]	Item number: 1168269
Injection date: 8/22/2017 1:49:20 PM	Vial: 44
Method: ethanol quant.M	Sequence: 22Aug17
Instrument: US14173023 CN14160045	Analyst: Adrian
Data file: C:\Chem32\1\Data\22Aug17\44.D	

Dissemination is restricted to Criminal Justice Agencies and authorized personnel only. Dissemination to unauthorized agencies is PROHIBITED.  
Scottsdale City Prosecutor

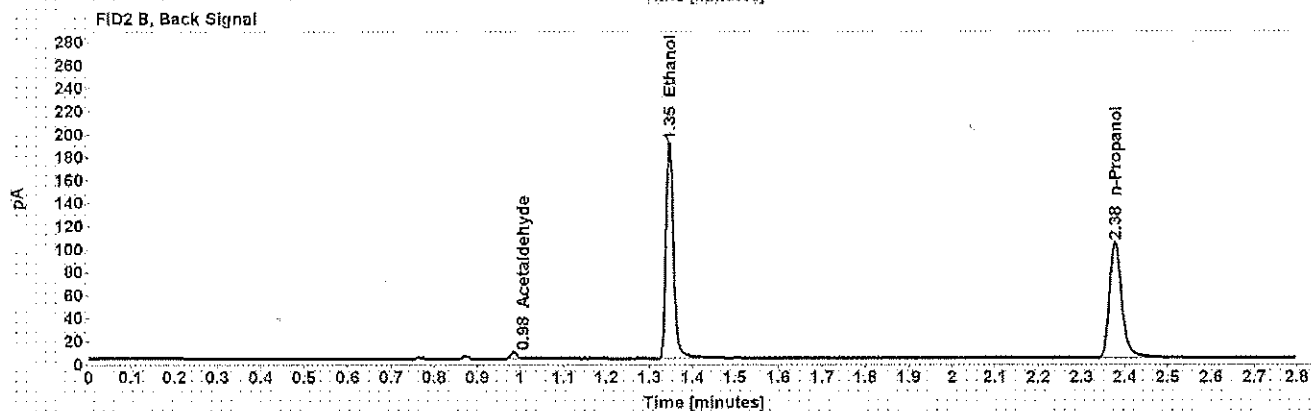
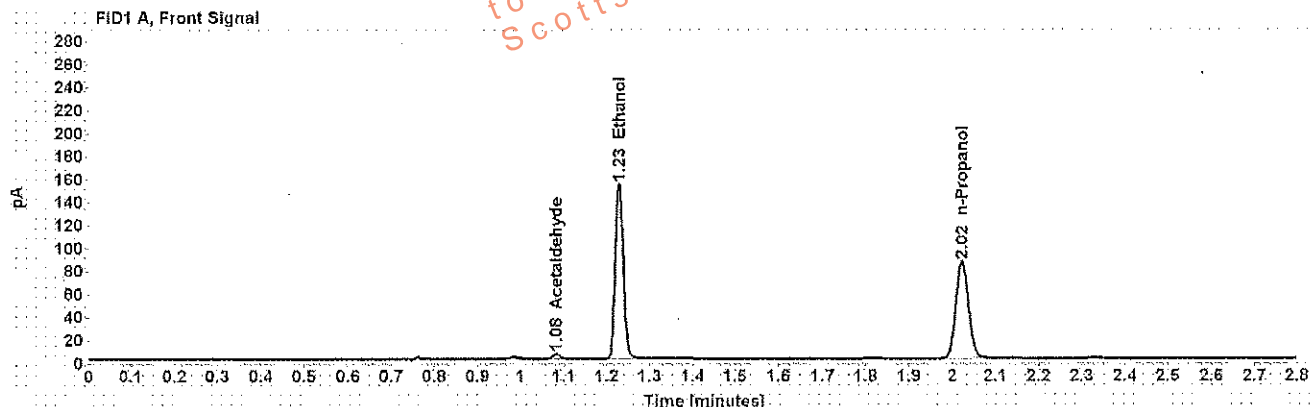


Table 1: FID 1 A (column DB-ALC1)

Compound	Amount (g/100mL)	Time (min)	Peak Area
Acetaldehyde	-----	1.082	4.322
>Ethanol	0.2910	1.229	197.257
n-Propanol	-----	2.023	172.760

Table 2: FID 2 B (column DB-ALC2)

Compound	Time (min)	Peak Area
Acetaldehyde	0.985	5.174
Ethanol	1.346	229.422
n-Propanol	2.378	202.353

## Scottsdale Police Department Crime Lab Volatiles Analysis

Sample: [REDACTED]	Item number: 1168265
Injection date: 8/22/2017 0:53:21 PM	Vial: 45
Method: ethanol quant.M	Sequence: 22Aug17
Instrument: US14173023 CN14160045	Analyst: Adrian
Data file: C:\Chem32\1\Data\22Aug17\45.D	

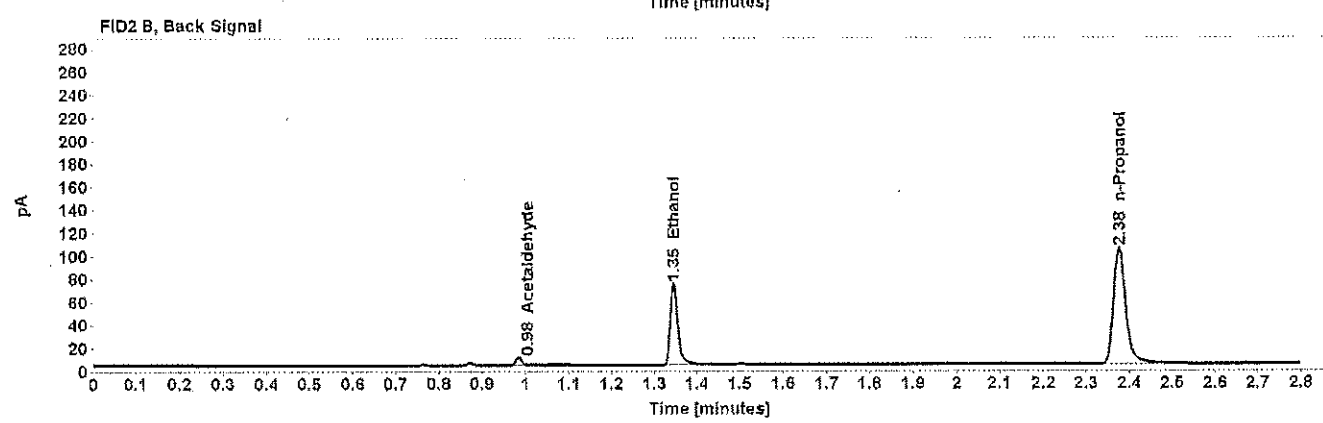
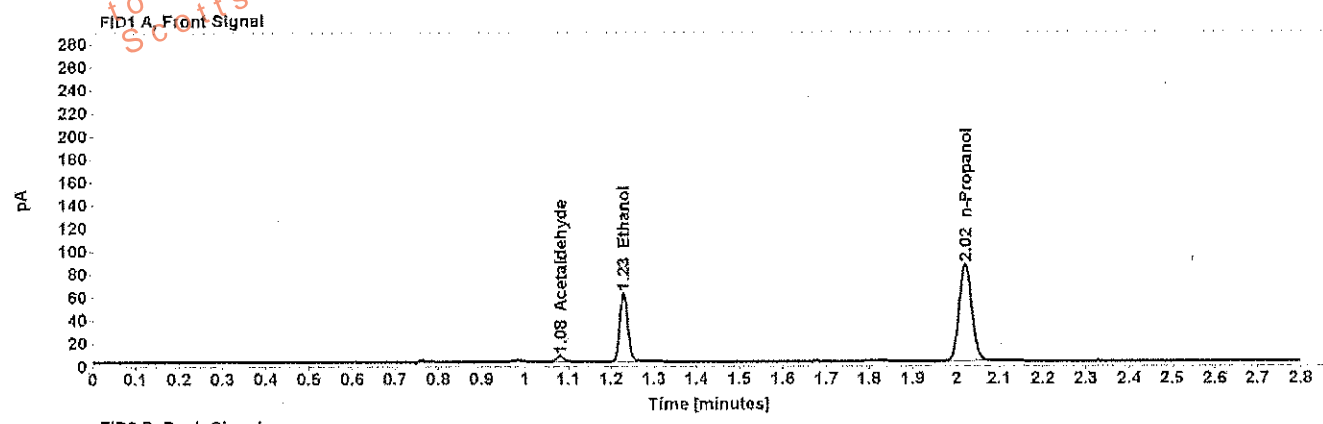


Table 1: FID 1 A (column DB-ALC1)

Compound	Amount (g/100mL)	Time (min)	Peak Area
Acetaldehyde	-----	1.081	5.280
>Ethanol	0.1144	1.229	77.172
n-Propanol	-----	2.021	173.112

Table 2: FID 2 B (column DB-ALC2)

Compound	Time (min)	Peak Area
Acetaldehyde	0.984	6.360
Ethanol	1.345	88.783
n-Propanol	2.376	203.963

## Scottsdale Police Department Crime Lab Volatiles Analysis

Sample: [REDACTED]	Item number: 1168265
Injection date: 8/22/2017 1:57:20 PM	Vial: 46
Method: ethanol quant.M	Sequence: 22Aug17
Instrument: US14173023 CN14160045	Analyst: Adrian
Data file: C:\Chem32\11>Data\22Aug17\46.D	

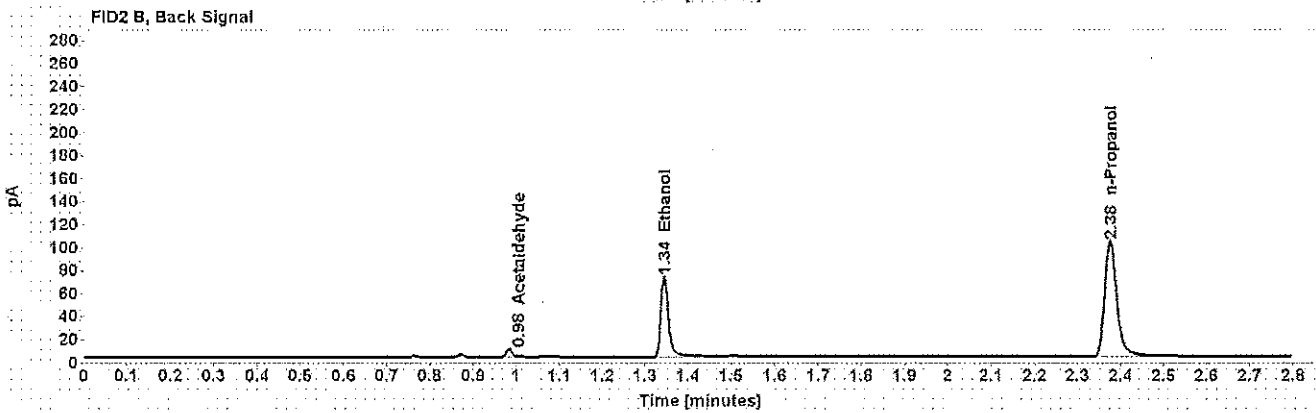
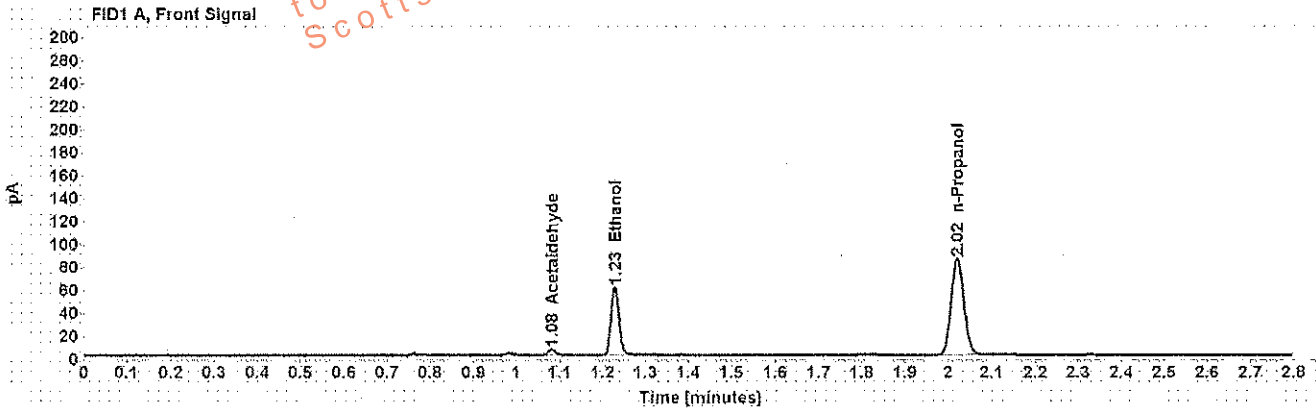


Table 1: FID 1 A (column DB-ALC1)

Compound	Amount (g/100mL)	Time (min)	Peak Area
Acetaldehyde	-----	1.081	5.269
>Ethanol	0.1141	1.228	76.498
n-Propanol	-----	2.021	172.113

Table 2: FID 2 B (column DB-ALC2)

Compound	Time (min)	Peak Area
Acetaldehyde	0.984	6.325
Ethanol	1.344	88.155
n-Propanol	2.376	201.995



## Scottsdale Police Department Crime Lab Volatiles Analysis

Sample: [REDACTED]	Item number: 1165903
Injection date: 8/22/2017 2:01:19 PM	Vial: 47
Method: ethanol quant.M	Sequence: 22Aug17
Instrument: US14173023 CN14160045	Analyst: Adrian
Data file: C:\Chem32\1\Data\22Aug17\47.D	

Dissemination is restricted to Criminal Justice Agencies authorized by Non-C.J. Agencies ONLY. Secondary dissemination to unauthorized agencies is PROHIBITED.  
 Scottsdale City Prosecutor's Office

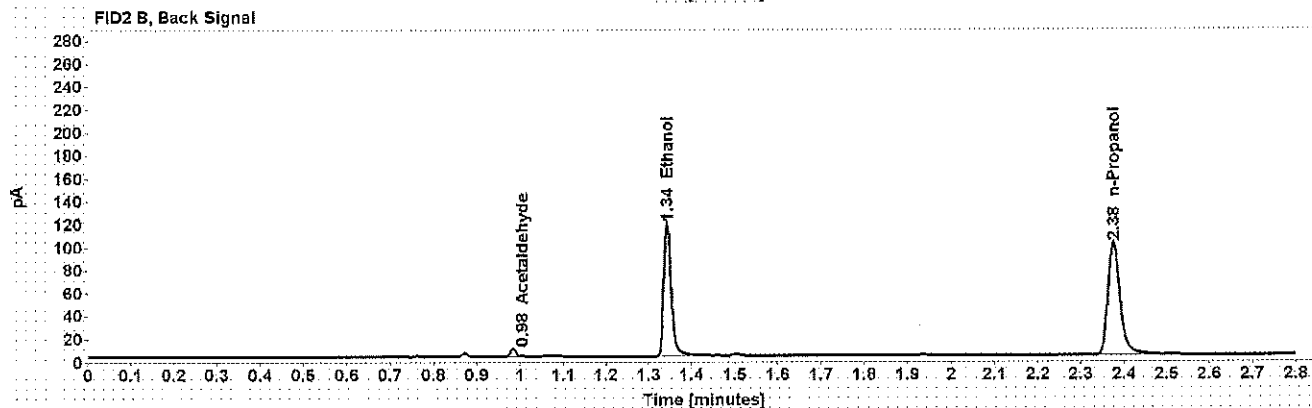
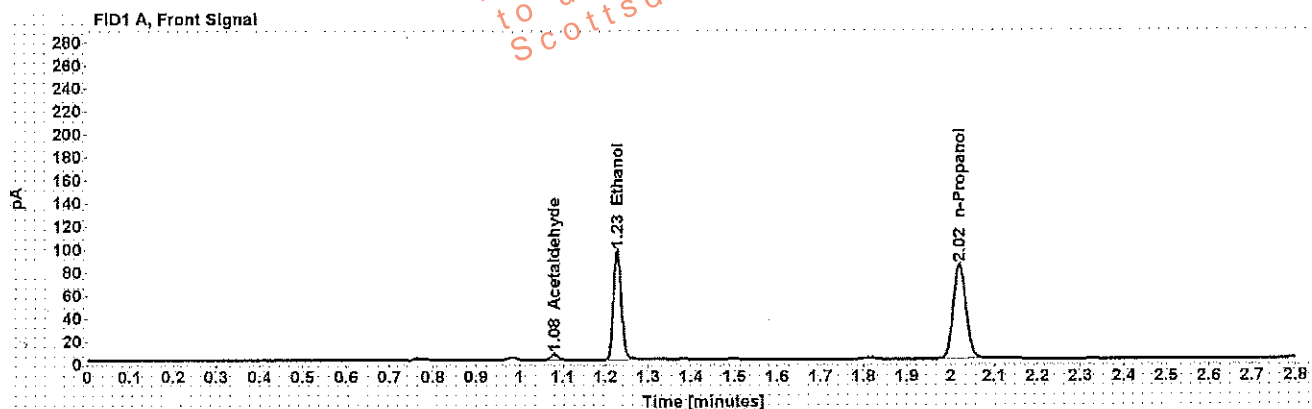


Table 1: FID 1 A (column DB-ALC1)

Compound	Amount (g/100mL)	Time (min)	Peak Area
Acetaldehyde	-----	1.081	5.030
>Ethanol	0.1866	1.228	123.419
n-Propanol	-----	2.021	169.004

Table 2: FID 2 B (column DB-ALC2)

Compound	Time (min)	Peak Area
Acetaldehyde	0.984	6.052
Ethanol	1.344	142.327
n-Propanol	2.375	197.814

## Scottsdale Police Department Crime Lab Volatiles Analysis

<b>Sample:</b> [REDACTED]	<b>Item number:</b> 1165903
<b>Injection date:</b> 8/22/2017 2:05:20 PM	<b>Vial:</b> 48
<b>Method:</b> ethanol quant.M	<b>Sequence:</b> 22Aug17
<b>Instrument:</b> US14173023 CN14160045	<b>Analyst:</b> Adrian
<b>Data file:</b> C:\Chem32\11\Data\22Aug17\48.D	

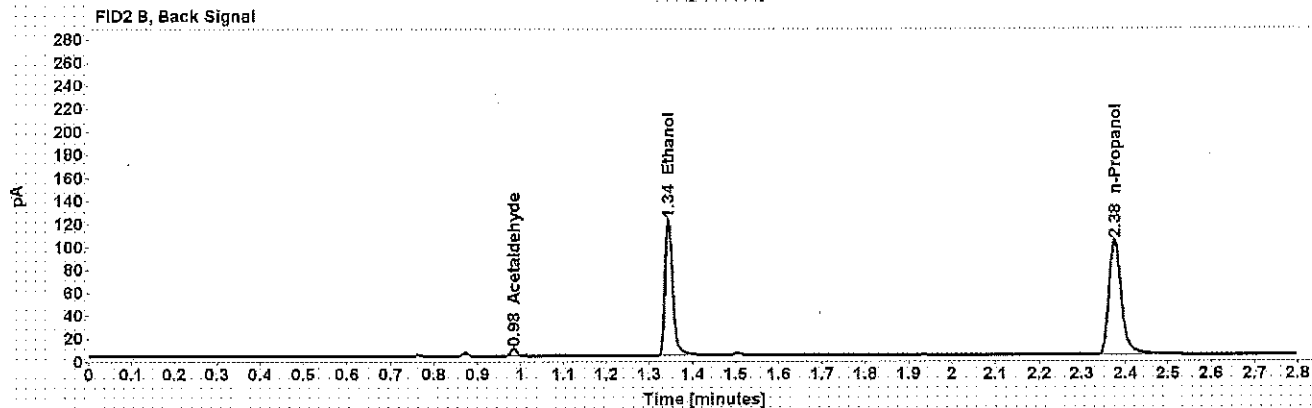
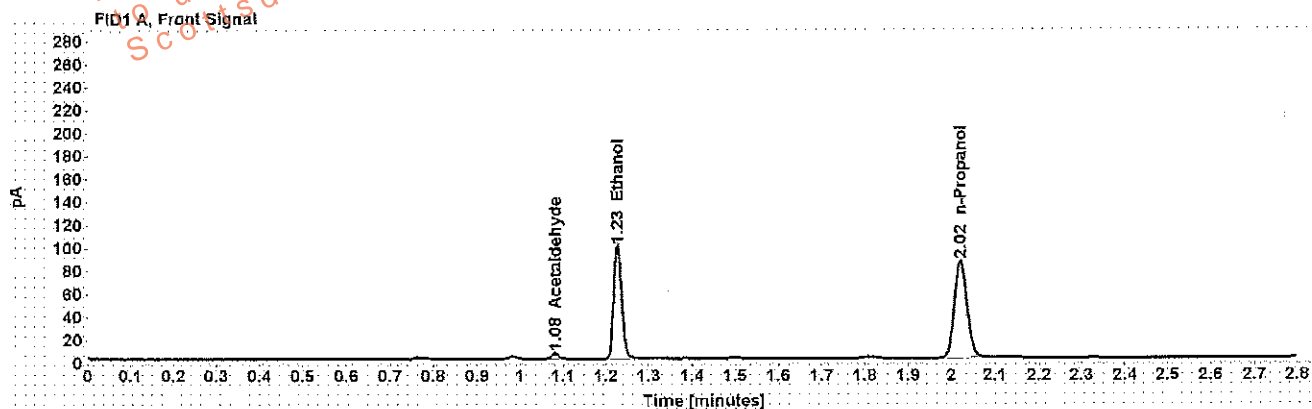


Table 1: FID 1 A (column DB-ALC1)

Compound	Amount (g/100mL)	Time (min)	Peak Area
Acetaldehyde	-----	1.081	4.992
>Ethanol	0.1881	1.228	126.923
n-Propanol	-----	2.021	172.350

Table 2: FID 2 B (column DB-ALC2)

Compound	Time (min)	Peak Area
Acetaldehyde	0.984	6.019
Ethanol	1.344	146.557
n-Propanol	2.376	201.664

## Scottsdale Police Department Crime Lab Volatiles Analysis

Sample: [REDACTED]	Item number: 1165581
Injection date: 8/22/2017 2:09:35 PM	Vial: 49
Method: ethanol quant.M	Sequence: 22Aug17
Instrument: US14173023 CN14160045	Analyst: Adrian
Data file: C:\Chem32\11Data\22Aug17\49.D	

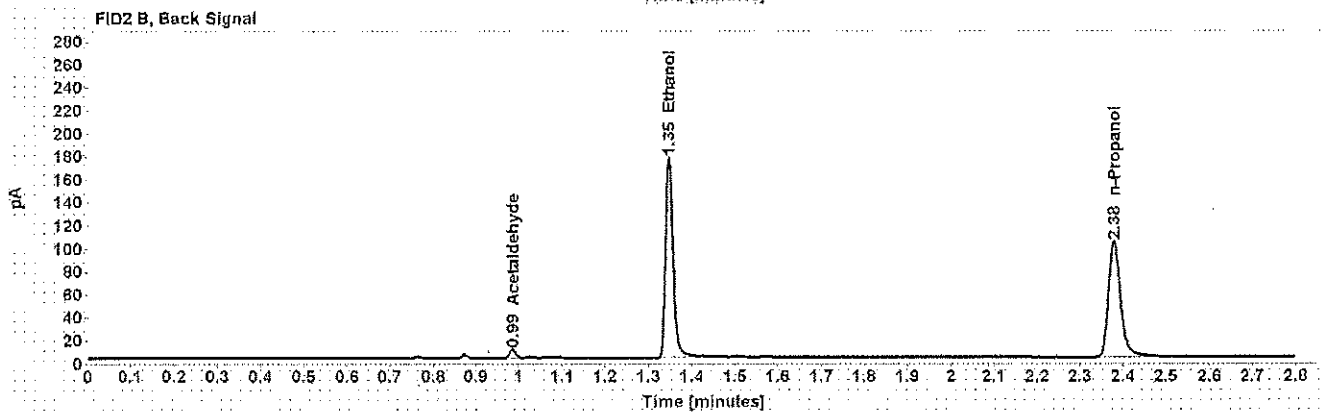
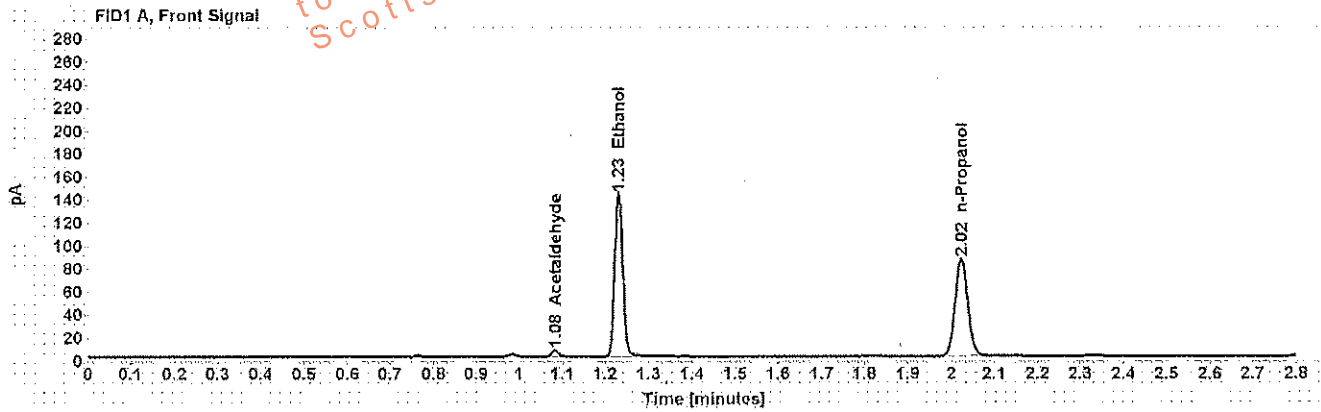


Table 1: FID 1 A (column DB-ALC1)

Compound	Amount (g/100mL)	Time (min)	Peak Area
Acetaldehyde	-----	1.083	5.530
>Ethanol	0.2702	1.230	183.962
n-Propanol	-----	2.024	173.597

Table 2: FID 2 B (column DB-ALC2)

Compound	Time (min)	Peak Area
Acetaldehyde	0.986	6.587
Ethanol	1.348	213.520
n-Propanol	2.379	203.477

## Scottsdale Police Department Crime Lab Volatiles Analysis

Sample: [REDACTED]	Item number: 1165581
Injection date: 8/22/2017 2:13:35 PM	Vial: 50
Method: ethanol quant.M	Sequence: 22Aug17
Instrument: US14173023 CN14160045	Analyst: Adrian
Data file: C:\Chem32\1\Data\22Aug17\50.D	

Dissemination is restricted to Criminal Justice Agencies and authorized personnel only. Dissemination to unauthorized agencies is PROHIBITED.  
Scottsdale City Prosecutor's Office

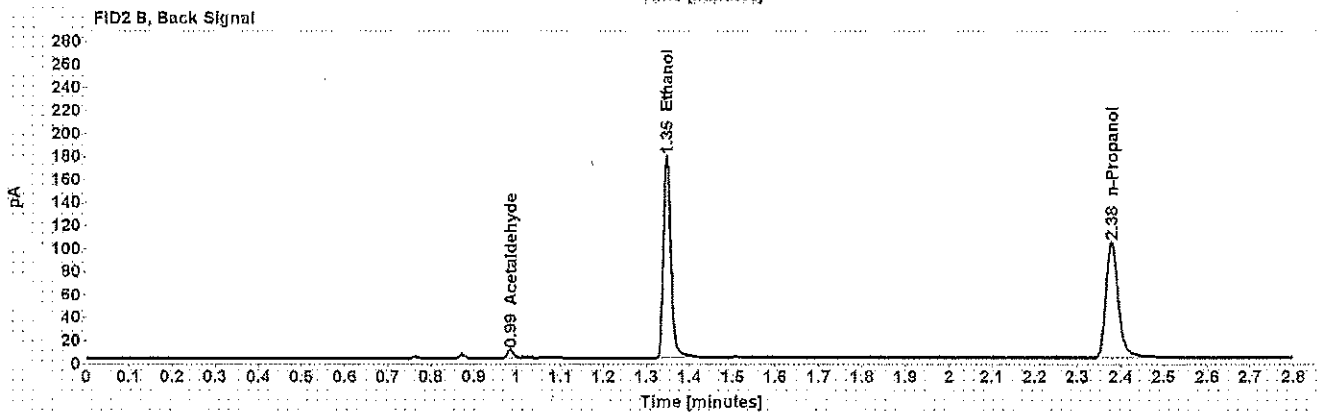
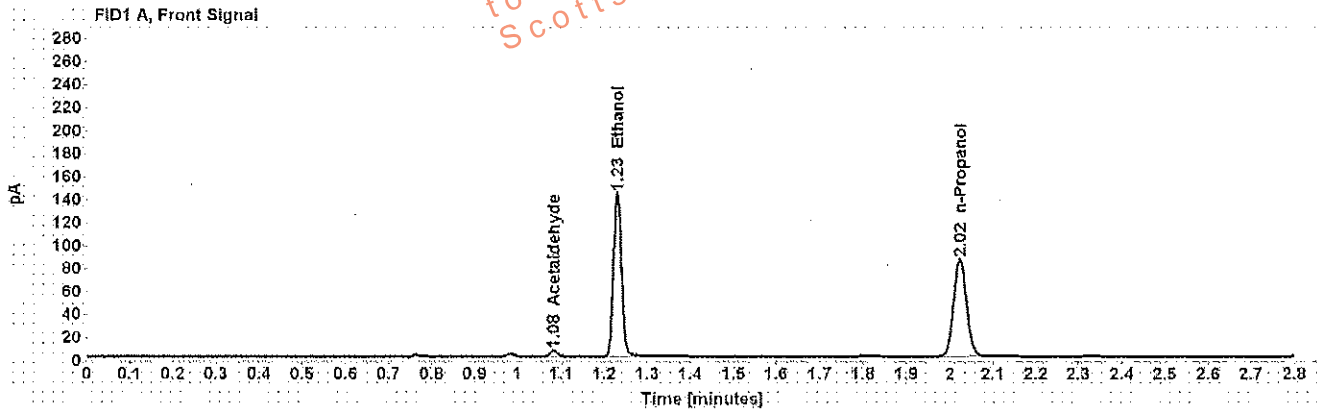


Table 1: FID 1 A (column DB-ALC1)

Compound	Amount (g/100mL)	Time (min)	Peak Area
Acetaldehyde	-----	1.083	5.473
>Ethanol	0.2709	1.230	184.446
n-Propanol	-----	2.023	173.577

Table 2: FID 2 B (column DB-ALC2)

Compound	Time (min)	Peak Area
Acetaldehyde	0.986	6.528
Ethanol	1.347	214.141
n-Propanol	2.379	202.003

## Scottsdale Police Department Crime Lab Volatiles Analysis

Sample: [REDACTED]	Item number: 1169193
Injection date: 8/22/2017 2:17:34 PM	Vial: 51
Method: ethanol quant.M	Sequence: 22Aug17
Instrument: US14173023 CN14160045	Analyst: Adrian
Data file: C:\Chem32\11\Data\22Aug17\51.D	

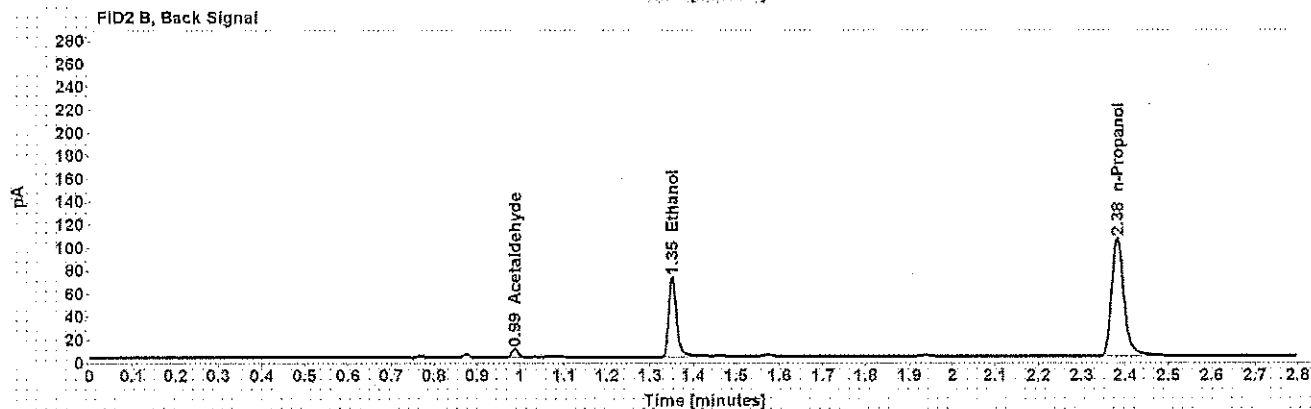
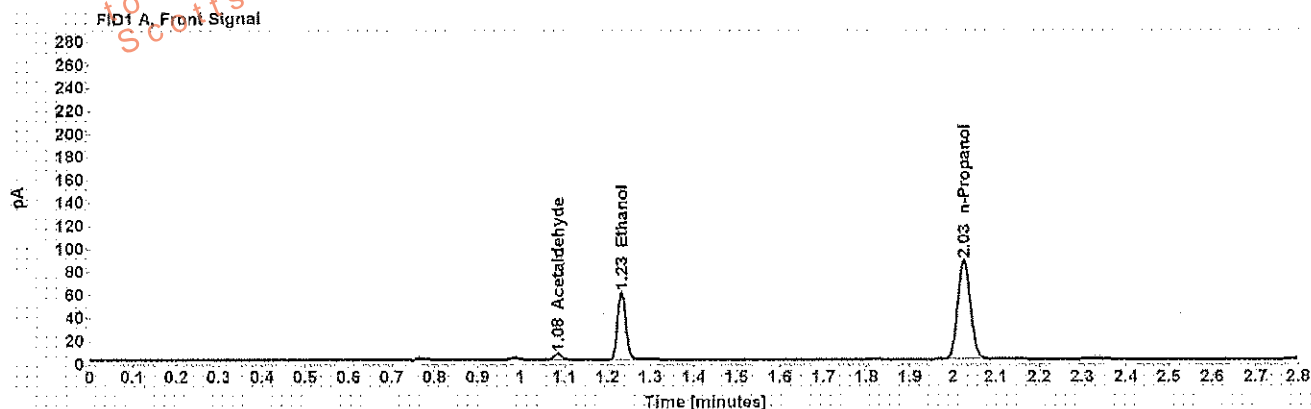


Table 1: FID 1 A (column DB-ALC1)

Compound	Amount (g/100mL)	Time (min)	Peak Area
Acetaldehyde	-----	1.084	5.462
>Ethanol	0.1116	1.233	76.547
n-Propanol	-----	2.025	176.117

Table 2: FID 2 B (column DB-ALC2)

Compound	Time (min)	Peak Area
Acetaldehyde	0.987	6.554
Ethanol	1.351	89.527
n-Propanol	2.382	206.631

## Scottsdale Police Department Crime Lab Volatiles Analysis

<b>Sample:</b> [REDACTED]	<b>Item number:</b> 1169193
<b>Injection date:</b> 8/22/2017 2:21:34 PM	<b>Vial:</b> 52
<b>Method:</b> ethanol quant.M	<b>Sequence:</b> 22Aug17
<b>Instrument:</b> US14173023 CN14160045	<b>Analyst:</b> Adrian
<b>Data file:</b> C:\Chem32\11\Data\22Aug17\52.D	

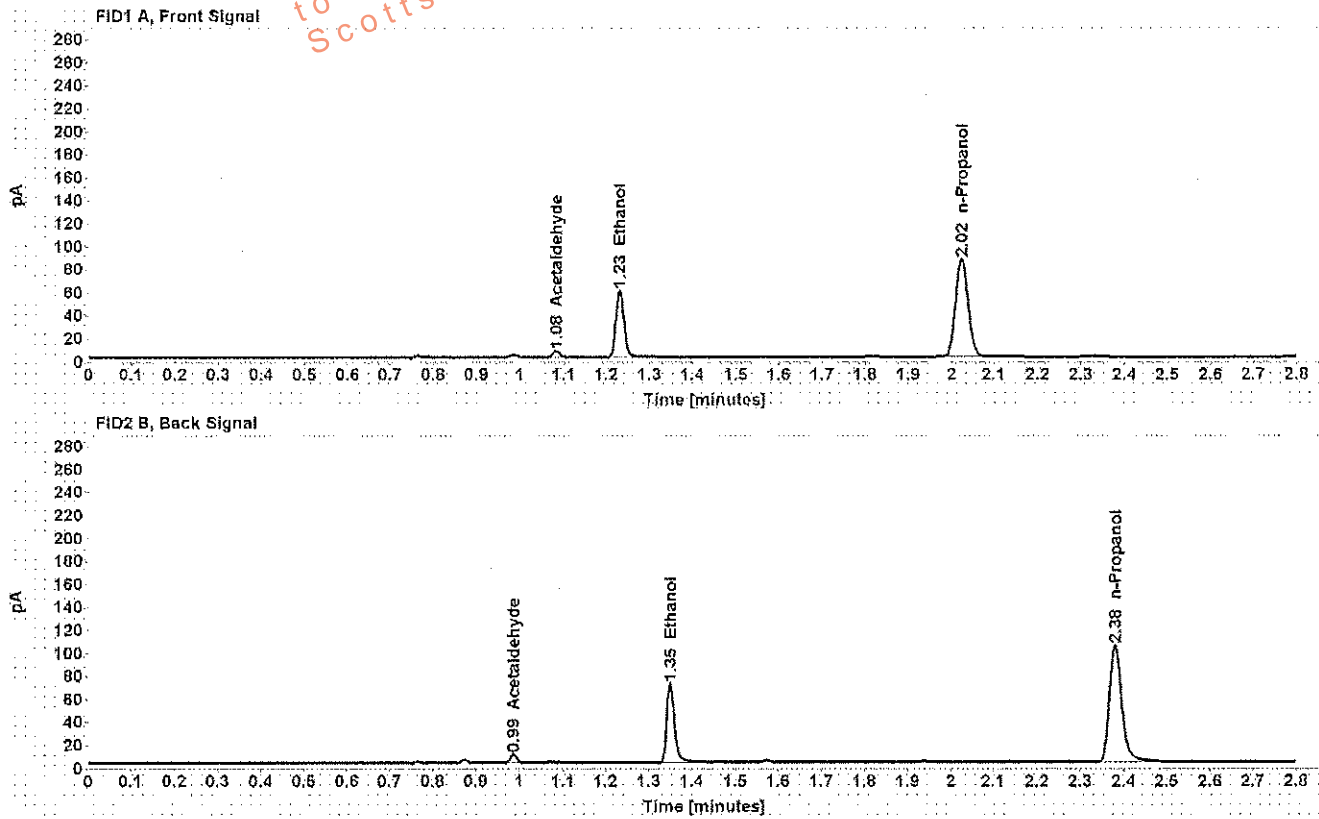


Table 1: FID 1 A (column DB-ALC1)

Compound	Amount (g/100mL)	Time (min)	Peak Area
Acetaldehyde	-----	1.083	5.461
>Ethanol	0.1111	1.232	75.291
n-Propanol	-----	2.024	173.979

Table 2: FID 2 B (column DB-ALC2)

Compound	Time (min)	Peak Area
Acetaldehyde	0.986	6.510
Ethanol	1.350	88.158
n-Propanol	2.380	203.940

## Scottsdale Police Department Crime Lab Volatiles Analysis

Sample: [REDACTED]	Item number: 1170409
Injection date: 8/22/2017 2:29:34 PM	Vial: 54
Method: ethanol quant.M	Sequence: 22Aug17
Instrument: US14173023 CN14160045	Analyst: Adrian
Data file: C:\Chem32\1\Data\22Aug17\54.D	

Dissemination is restricted to Criminal Justice Agencies and authorized personnel only. Any dissemination to unauthorized agencies is PROHIBITED.  
 Scottsdale City Prosecutor's Office

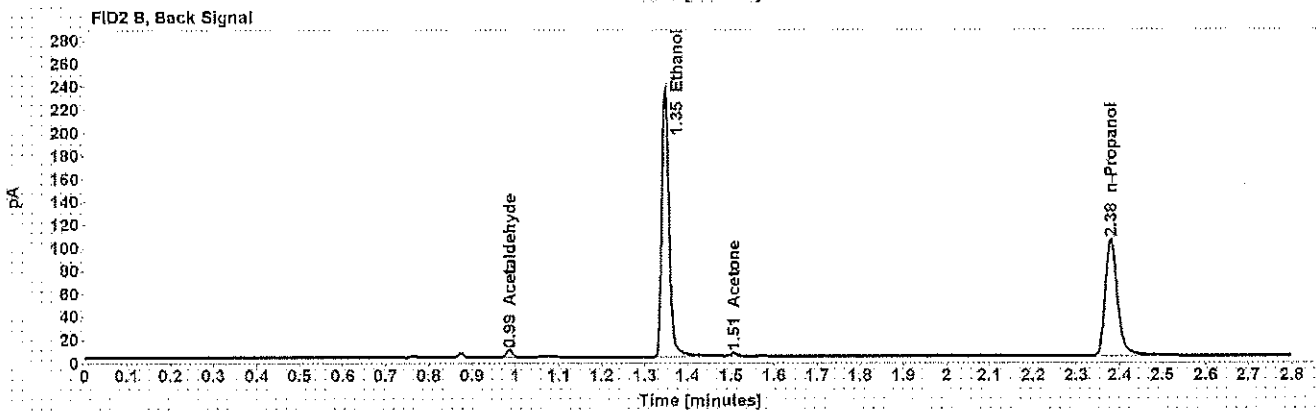
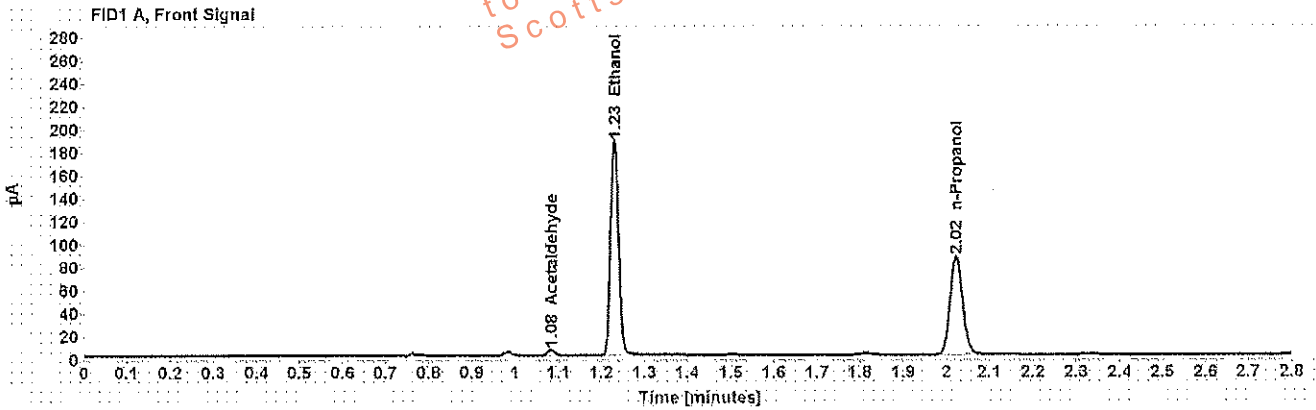


Table 1: FID 1 A (column DB-ALC1)

Compound	Amount (g/100mL)	Time (min)	Peak Area
Acetaldehyde	-----	1.083	4.794
>Ethanol	0.3529	1.230	242.169
n-Propanol	-----	2.024	174.749

Table 2: FID 2 B (column DB-ALC2)

Compound	Time (min)	Peak Area
Acetaldehyde	0.986	5.752
Ethanol	1.348	285.381
Acetone	1.506	4.046
n-Propanol	2.379	204.075

## Scottsdale Police Department Crime Lab Volatiles Analysis

Sample: [REDACTED]	Item number: 1170409
Injection date: 8/22/2017 2:33:49 PM	Vial: 55
Method: ethanol quant.M	Sequence: 22Aug17
Instrument: US14173023 CN14160045	Analyst: Adrian
Data file: C:\Chem32\11Data\22Aug17\55.D	

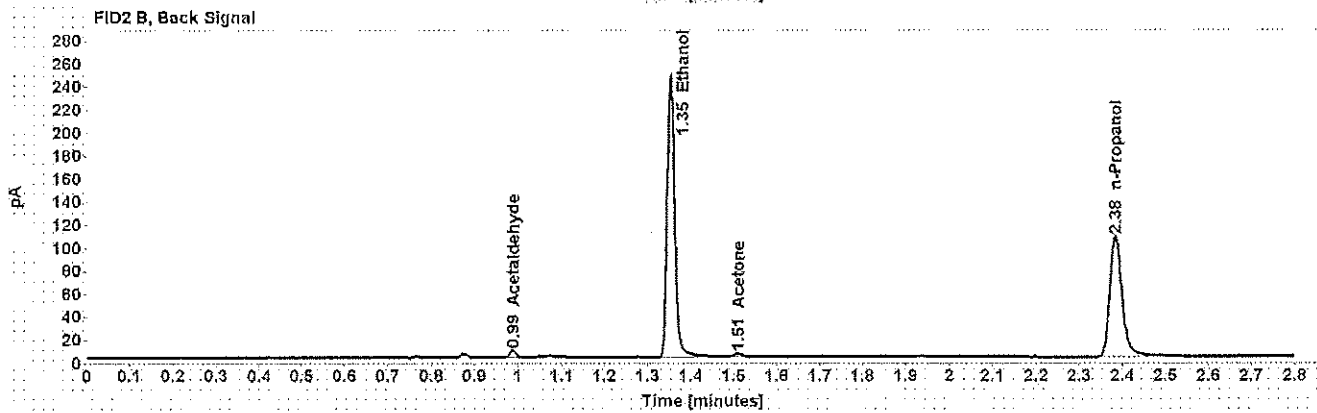
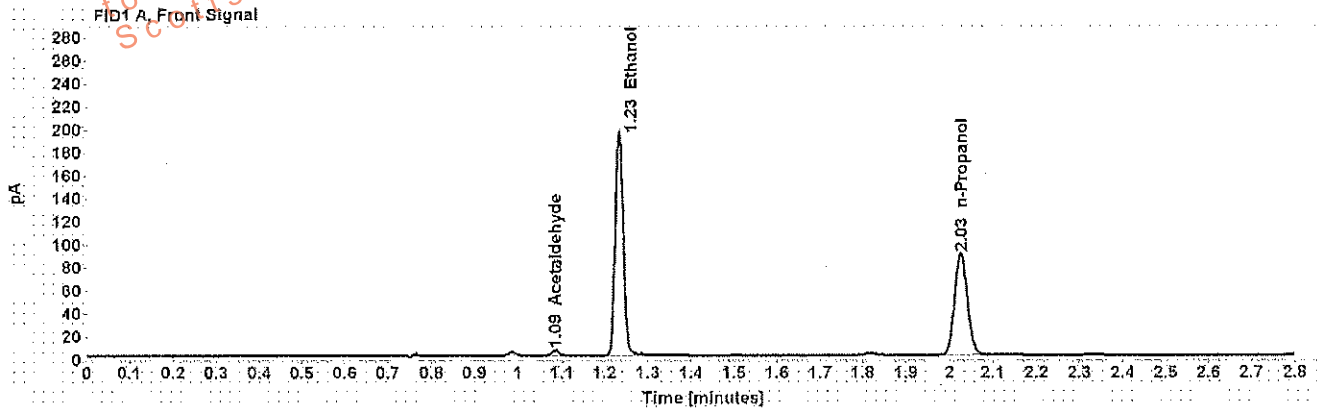


Table 1: FID 1 A (column DB-ALC1)

Compound	Amount (g/100mL)	Time (min)	Peak Area
Acetaldehyde	-----	1.085	4.739
>Ethanol	0.3583	1.234	254.693
n-Propanol	-----	2.027	181.012

Table 2: FID 2 B (column DB-ALC2)

Compound	Time (min)	Peak Area
Acetaldehyde	0.989	5.744
Ethanol	1.353	301.470
Acetone	1.510	4.092
n-Propanol	2.384	211.091



## Scottsdale Police Department Crime Lab Volatiles Analysis

Sample: [REDACTED]	Item number: 1170245
Injection date: 8/22/2017 2:37:50 PM	Vial: 56
Method: ethanol quant.M	Sequence: 22Aug17
Instrument: US14173023 CN14160045	Analyst: Adrian
Data file: C:\Chem32\1\Data\22Aug17\56.D	

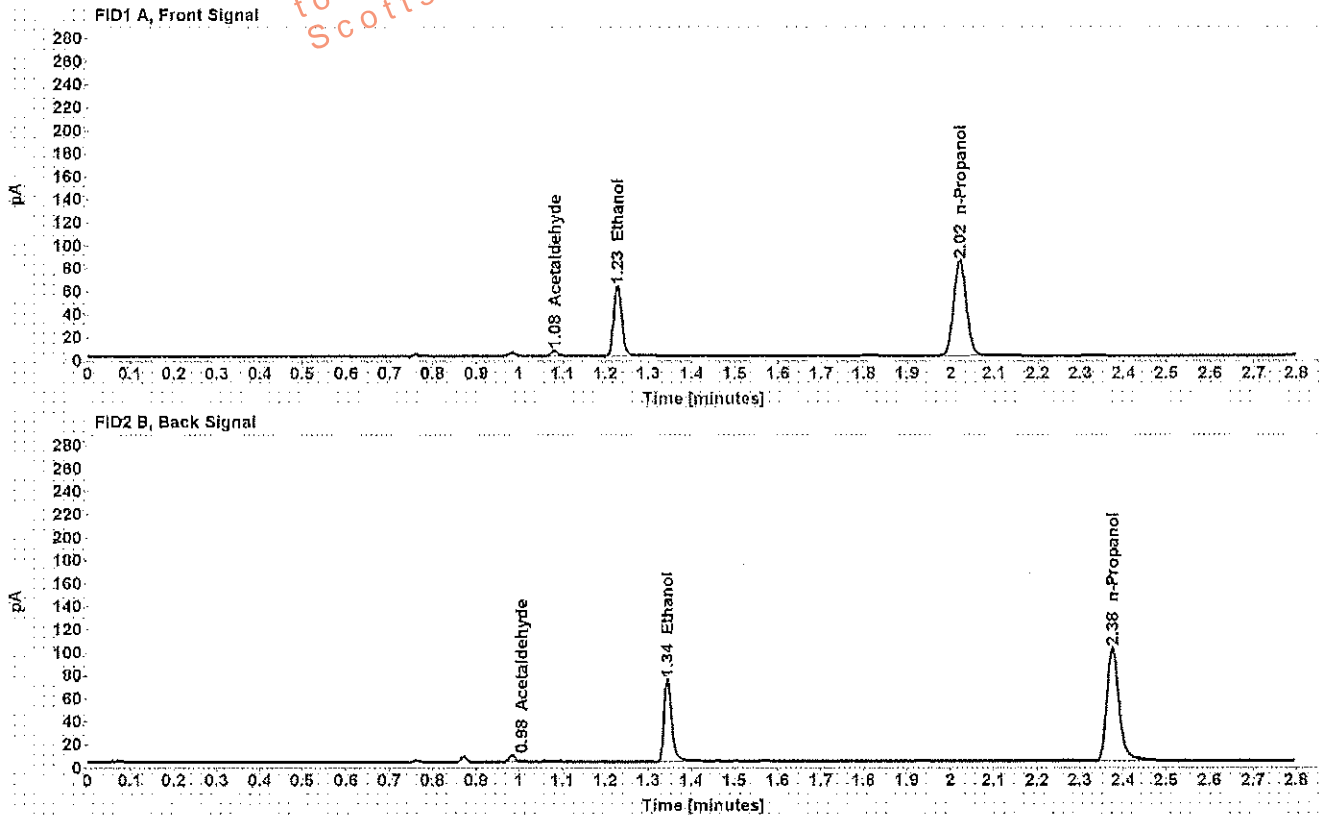


Table 1: FID 1 A (column DB-ALC1)

Compound	Amount (g/100mL)	Time (min)	Peak Area
Acetaldehyde	-----	1.081	4,404
>Ethanol	0,1182	1.228	78,352
n-Propanol	-----	2.021	170,004

Table 2: FID 2 B (column DB-ALC2)

Compound	Time (min)	Peak Area
Acetaldehyde	0.984	5,320
Ethanol	1,344.	91,542
n-Propanol	2,375	198,168

## Scottsdale Police Department Crime Lab Volatiles Analysis

Sample: [REDACTED]	Item number: 1170245
Injection date: 8/22/2017 2:41:51 PM	Vial: 57
Method: ethanol quant.M	Sequence: 22Aug17
Instrument: US14173023 CN14160045	Analyst: Adrian
Data file: C:\Chem32\1\Data\22Aug17\57.D	

Dissemination is restricted to Criminal Justice Agencies authorized by Scottsdale Police Department. Dissemination to unauthorized agencies is PROHIBITED.

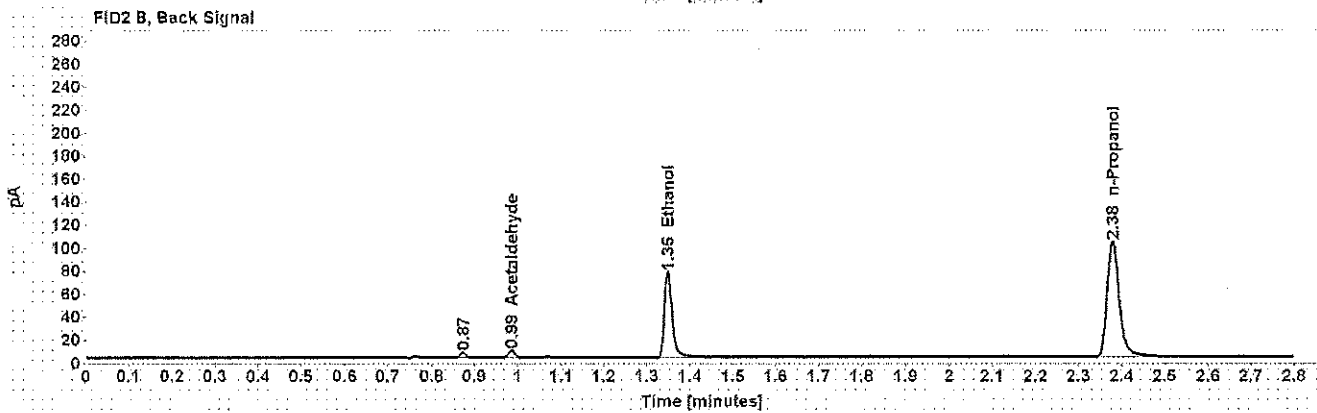
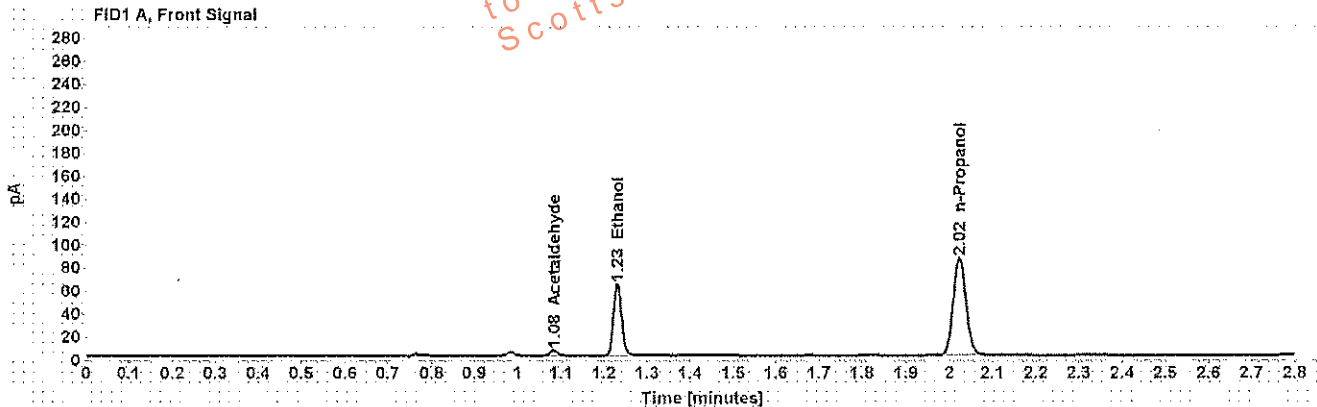


Table 1: FID 1 A (column DB-ALC1)

Compound	Amount (g/100mL)	Time (min)	Peak Area
Acetaldehyde	-----	1.083	4.675
>Ethanol	0.1204	1.231	81.142
n-Propanol	-----	2.024	172.914

Table 2: FID 2 B (column DB-ALC2)

Compound	Time (min)	Peak Area
Acetaldehyde	0.986	5.579
Ethanol	1.349	95.029
n-Propanol	2.379	202.195

## Scottsdale Police Department Crime Lab Volatiles Analysis

Sample: [REDACTED]	Item number: 1145254
Injection date: 8/22/2017 2:45:51 PM	Vial: 58
Method: ethanol quant.M	Sequence: 22Aug17
Instrument: US14173023 CN14160045	Analyst: Adrian
Data file: C:\Chem3211\Data\22Aug17\58.D	

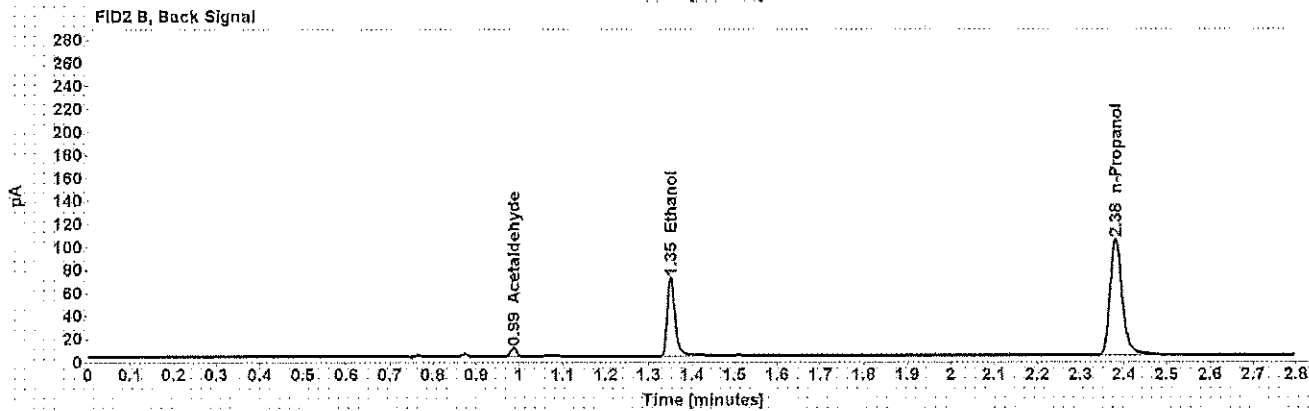
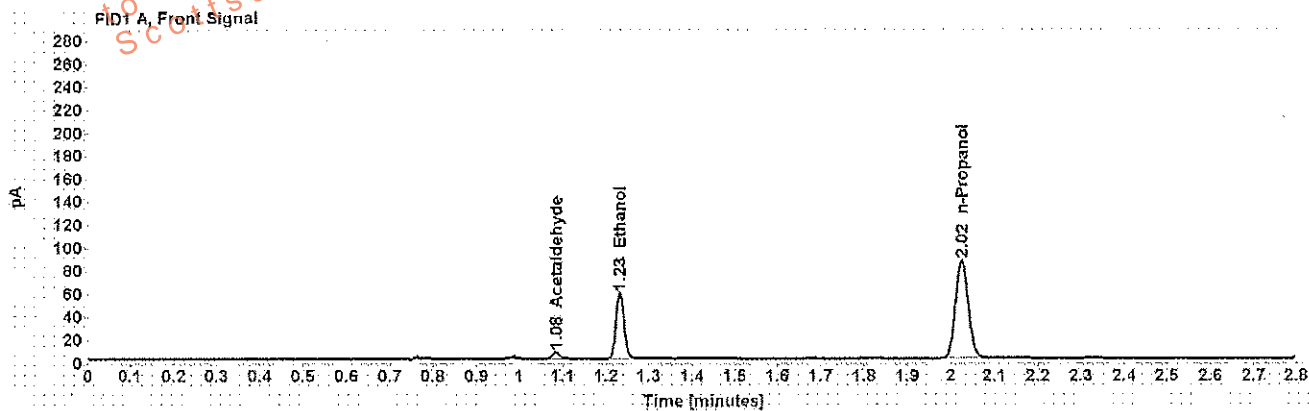


Table 1: FID 1 A (column DB-ALC1)

Compound	Amount (g/100mL)	Time (min)	Peak Area
Acetaldehyde	-----	1.084	5.745
>Ethanol	0.1096	1.232	74.807
n-Propanol	-----	2.025	175.210

Table 2: FID 2 B (column DB-ALC2)

Compound	Time (min)	Peak Area
Acetaldehyde	0.987	6.916
Ethanol	1.351	86.500
n-Propanol	2.381	202.885

## Scottsdale Police Department Crime Lab Volatiles Analysis

<b>Sample:</b> [REDACTED]	<b>Item number:</b> 1145254
<b>Injection date:</b> 8/22/2017 2:49:51 PM	<b>Vial:</b> 59
<b>Method:</b> ethanol quant.M	<b>Sequence:</b> 22Aug17
<b>Instrument:</b> US14173023 CN14160045	<b>Analyst:</b> Adrian
<b>Data file:</b> C:\Chem3211\Data\22Aug17\59.D	

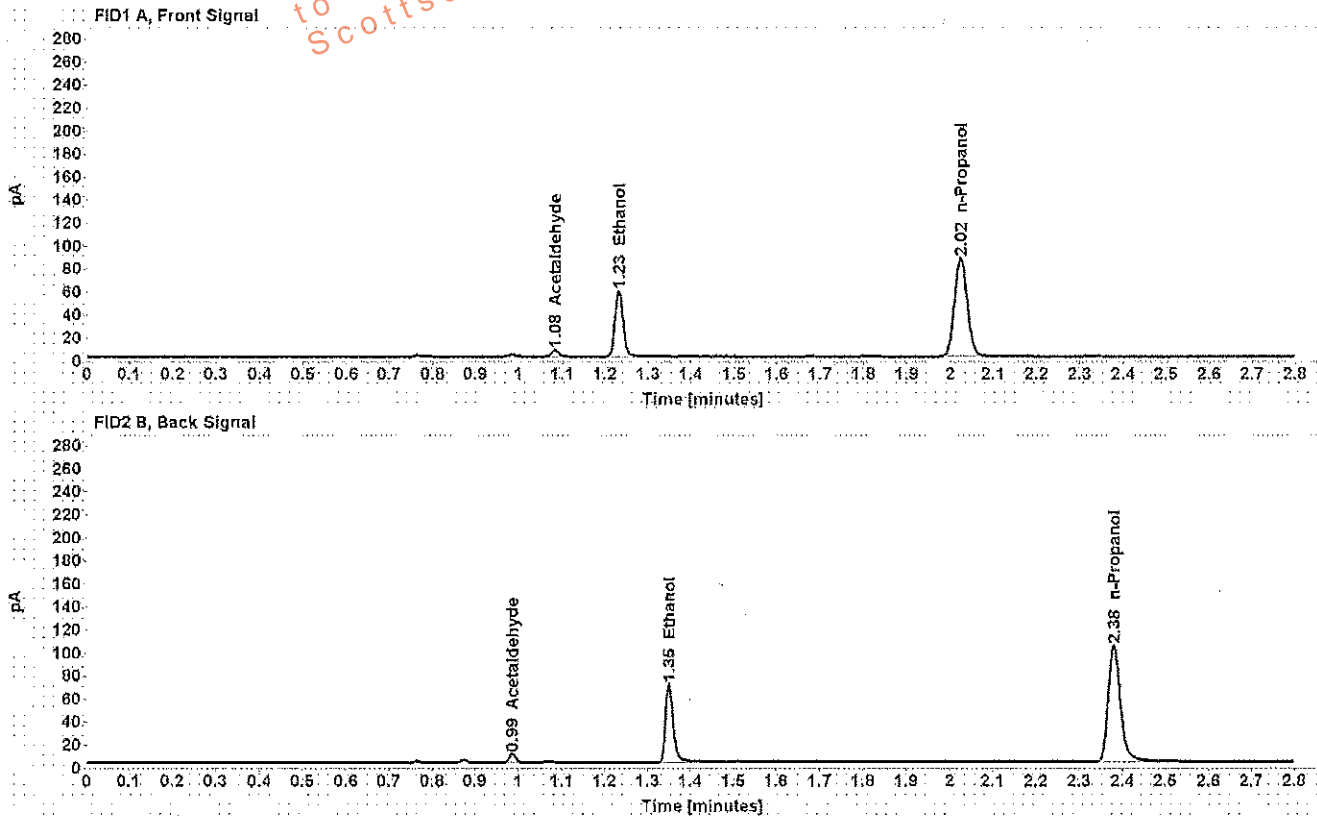


Table 1: FID 1 A (column DB-ALC1)

Compound	Amount (g/100mL)	Time (min)	Peak Area
Acetaldehyde	-----	1.083	5.791
>Ethanol	0.1092	1.232	74.556
n-Propanol	-----	2.024	175.243

Table 2: FID 2 B (column DB-ALC2)

Compound	Time (min)	Peak Area
Acetaldehyde	0.986	6.947
Ethanol	1.350	86.157
n-Propanol	2.380	202.624

## Scottsdale Police Department Crime Lab Volatiles Analysis

Sample: [REDACTED]	Item number: 1169208
Injection date: 8/22/2017 2:53:50 PM	Vial: 60
Method: ethanol quant.M	Sequence: 22Aug17
Instrument: US14173023 CN14160045	Analyst: Adrian
Data file: C:\Chem32\11\Data\22Aug17\60.D	

Dissemination is restricted to Criminal Justice Agencies and authorized non-C.J. Agencies ONLY. Secondary dissemination to unauthorized agencies is PROHIBITED.  
 Scottsdale City Prosecutor

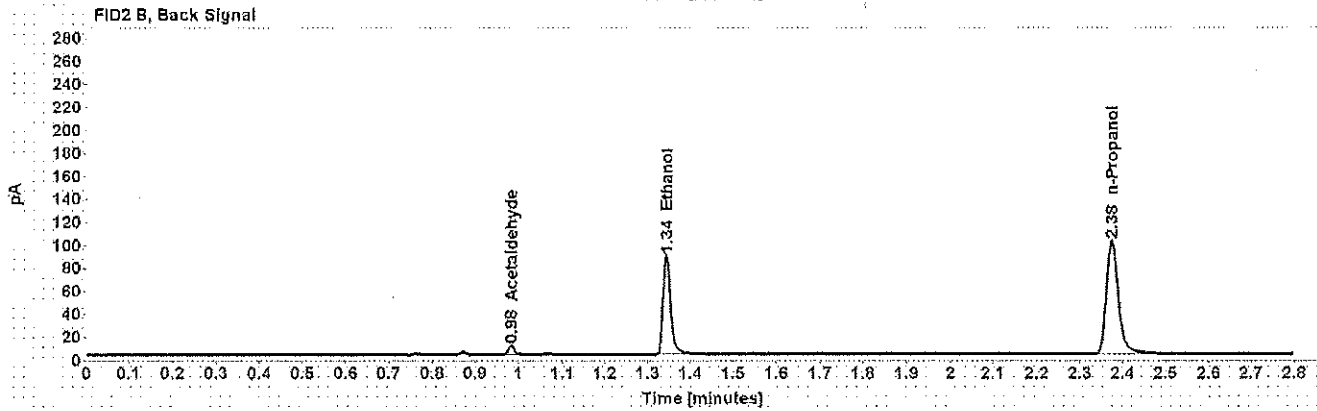
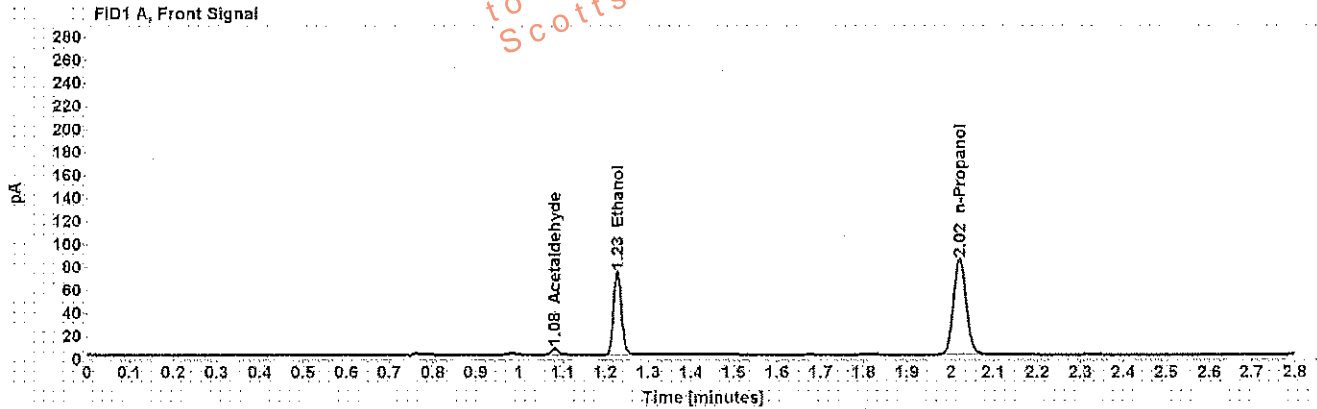


Table 1: FID 1 A (column DB-ALC1)

Compound	Amount (g/100mL)	Time (min)	Peak Area
Acetaldehyde	-----	1.081	5.823
>Ethanol	0.1403	1.228	93.290
n-Propanol	-----	2.021	170.322

Table 2: FID 2 B (column DB-ALC2)

Compound	Time (min)	Peak Area
Acetaldehyde	0.984	6.996
Ethanol	1.344	107.787
n-Propanol	2.375	198.124

## Scottsdale Police Department Crime Lab Volatiles Analysis

Sample: [REDACTED]	Item number: 1169208
Injection date: 8/22/2017 2:58:04 PM	Vial: 61
Method: ethanol quant.M	Sequence: 22Aug17
Instrument: US14173023 CN14160045	Analyst: Adrian
Data file: C:\Chem32\11\Data\22Aug17\61.D	

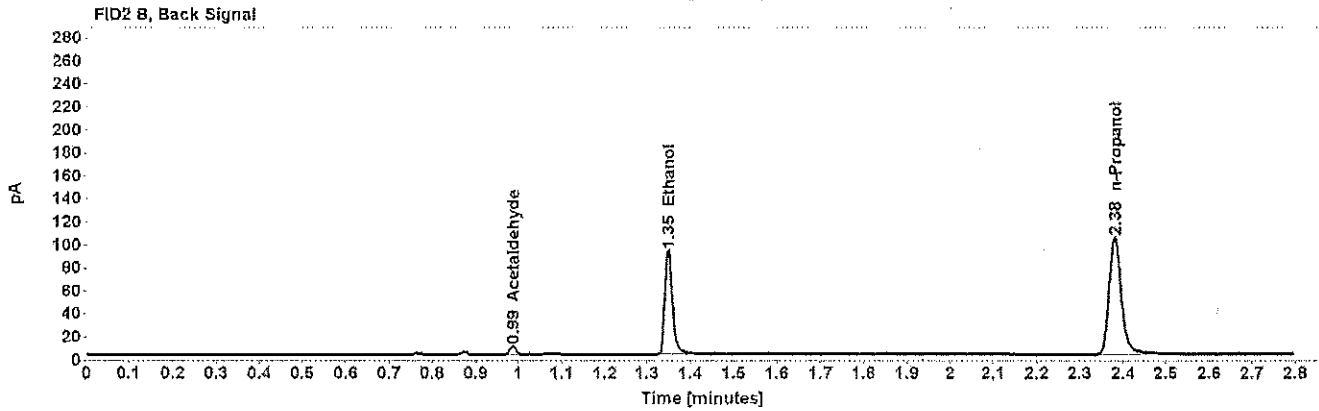
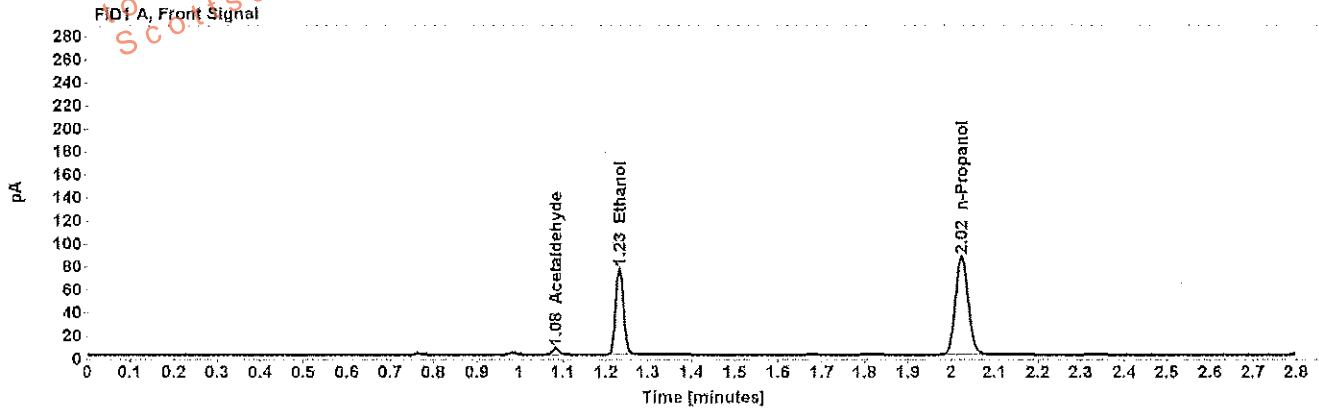


Table 1: FID 1 A (column DB-ALC1)

Compound	Amount (g/100mL)	Time (min)	Peak Area
Acetaldehyde	-----	1.083	5.672
>Ethanol	0.1434	1.231	97.993
n-Propanol	-----	2.024	174.968

Table 2: FID 2 B (column DB-ALC2)

Compound	Time (min)	Peak Area
Acetaldehyde	0.986	6.835
Ethanol	1.349	113.204
n-Propanol	2.380	203.733

## Scottsdale Police Department Crime Lab Volatiles Analysis

Sample: [REDACTED]	Item number: 1167878
Injection date: 8/22/2017 3:02:06 PM	Vial: 62
Method: ethanol quant.M	Sequence: 22Aug17
Instrument: US14173023 CN14160045	Analyst: Adrian
Data file: C:\Chem32\11Data\22Aug17\62.D	

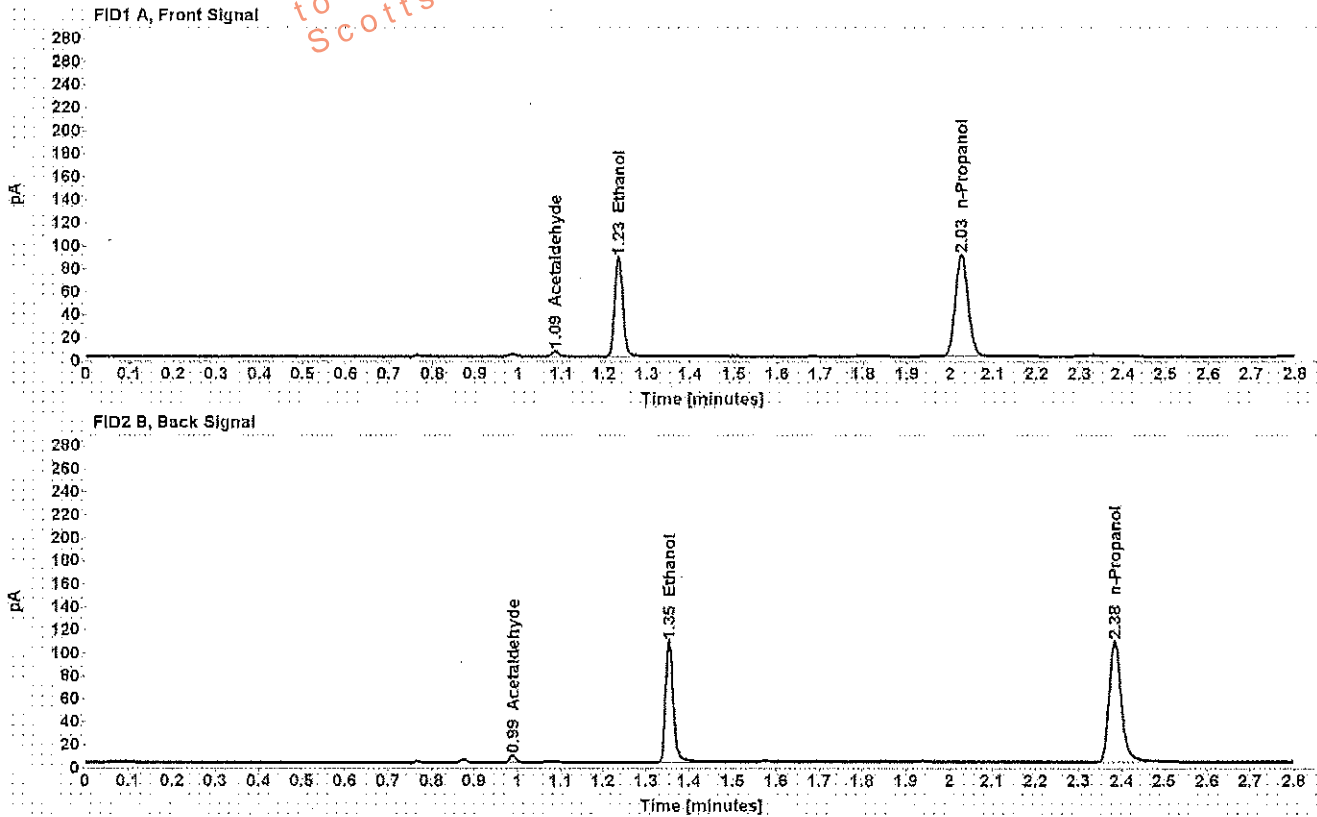


Table 1: FID 1 A (column DB-ALC1)

Compound	Amount (g/100mL)	Time (min)	Peak Area
Acetaldehyde	-----	1.085	4.517
>Ethanol	0.1806	1.234	113.789
n-Propanol	-----	2.027	181.184

Table 2: FID 2 B (column DB-ALC2)

Compound	Time (min)	Peak Area
Acetaldehyde	0.988	5.475
Ethanol	1.353	133.881
n-Propanol	2.384	211.218

## Scottsdale Police Department Crime Lab Volatiles Analysis

<b>Sample:</b> [REDACTED]	<b>Item number:</b> 1167878
<b>Injection date:</b> 8/22/2017 3:06:07 PM	<b>Vial:</b> 63
<b>Method:</b> ethanol quant.M	<b>Sequence:</b> 22Aug17
<b>Instrument:</b> US14173023 CN14160045	<b>Analyst:</b> Adrian
<b>Data file:</b> C:\Chem32\11\Data\22Aug17\63.D	

Dissemination is restricted to Criminal Justice Agencies authorized by the Scottsdale City Prosecutor. Any further dissemination to unauthorized agencies is PROHIBITED.

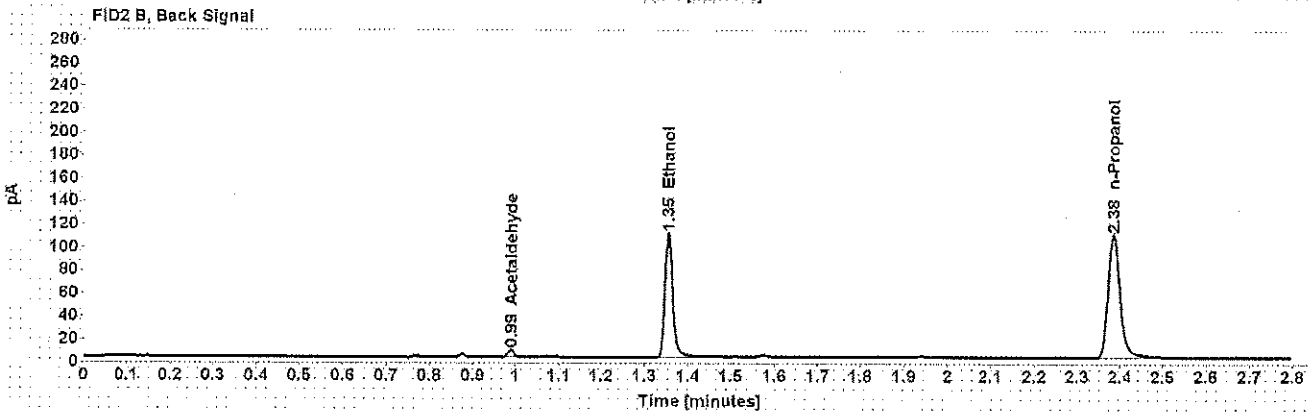
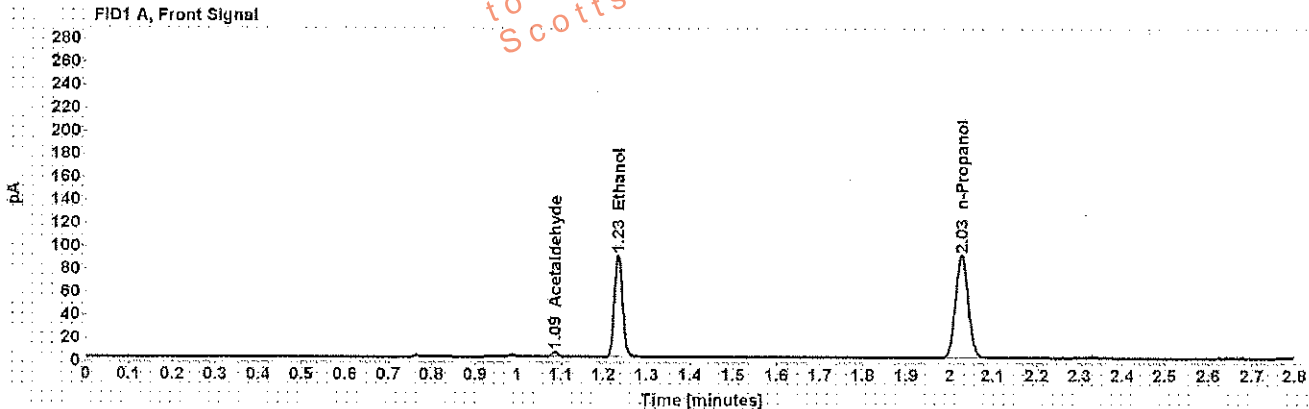


Table 1: FID 1 A (column DB-ALC1)

Compound	Amount (g/100mL)	Time (min)	Peak Area
Acetaldehyde	-----	1.086	4.548
>Ethanol	0.1633	1.235	117.282
n-Propanol	-----	2.027	183.670

Table 2: FID 2 B (column DB-ALC2)

Compound	Time (min)	Peak Area
Acetaldehyde	0.989	5.447
Ethanol	1.354	137.626
n-Propanol	2.385	214.661