

**SCOTTSDALE POLICE DEPARTMENT CRIME LABORATORY
BLOOD ALCOHOL FACE SHEET**

ANALYSIS DATE 3/5/2018 SEQUENCE NAME 5Mar18

EQUIPMENT

Pipettor Hamilton ML600EH7497 Hamilton ML600GJ10749
 Gas Chromatograph Agilent US14173023

INSTRUMENT CALIBRATION

Vial 1 0.02 calibrator Lot FN03241604 Coefficient of determination (r²)
 Vial 2 0.10 calibrator Lot FN06181501 0.99998
 Vial 3 0.20 calibrator Lot FN07201502
 Vial 4 0.40 calibrator Lot FN11191402

CALIBRATION VERIFICATION AND RESOLUTION TEST

Vial	Sample	Expected result	Measured result	Manufacturer/lot
5	Blank	Not detected	Not detected	SPD lab 010318
6	Volatiles mixture	6 compounds	6 compounds	SPD lab 020917WLA
7	Aqueous control	0.400 g/dL	0.401 g/dL	Lipomed 08012015-C
8	Aqueous control	0.040 g/dL	0.038 g/dL	Lipomed 09022015-A
9	Blood control	0.198 g/dL	0.201 g/dL	ACQ 407041529/3
20	Aqueous control	0.080 g/dL	0.080 g/dL	Lipomed 28082014-B
31	Aqueous control	0.150 g/dL	0.153 g/dL	Lipomed 09022015-C
42	Blood control	0.198 g/dL	0.200 g/dL	ACQ 407041529/3
53	Aqueous control	0.080 g/dL	0.080 g/dL	Lipomed 28082014-B
60	Aqueous control	0.400 g/dL	0.408 g/dL	Lipomed 08012015-C
61	Aqueous control	0.040 g/dL	0.038 g/dL	Lipomed 09022015-A
62	Blood control	0.198 g/dL	0.204 g/dL	ACQ 407041529/3
63	Blank	Not detected	Not detected	SPD lab 010318

SUBJECT SAMPLES

Subjects in the sequence 19 Subjects requiring reanalysis 0

ADDITIONAL NOTES: All testing proceeded as expected. This run also included four proficiency samples. Both samples for DR# 18-03645 were originally created under request 0002, however when associating results needed to add additional request 0004 to allow results to be related to a specific individual.

Run valid
 Run invalid WAB1570 3/14/18
 Analyst

Run valid
 Run invalid MRaines B1466 3/14/18
 Technical Reviewer

Scottsdale Police Department Crime Laboratory Sequence Quality Assurance Summary

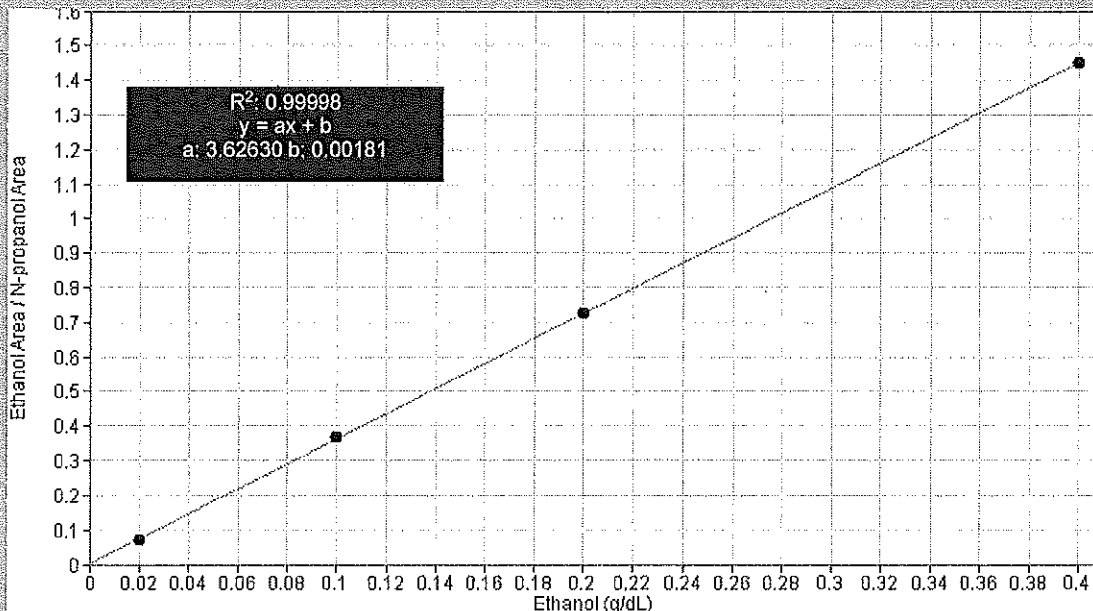
SEQUENCE NAME: 5Mar18

ANALYST: Adrian *WA*

Sample Name	Vial	Measured Value (g/dL)	Expected Value (g/dL)	Percent Difference	Absolute Difference (g/dL)
blank 010318	5	negative	negative	-	-
0.400 Lipomed 08012015-C	7	0.401	0.400	0.25	0.001
0.040 Lipomed 09022015-A	8	0.038	0.040	5.00	-0.002
0.198 ACQ 407041529/3	9	0.201	0.198	1.52	0.003
0.080 Lipomed 28082014-B	20	0.080	0.080	0.00	0.000
0.150 Lipomed 09022015-C	31	0.153	0.150	2.00	0.003
0.198 ACQ 407041529/3	42	0.200	0.198	1.01	0.002
0.080 Lipomed 28082014-B	53	0.080	0.080	0.00	0.000
0.40 Lipomed 08012015-C	60	0.408	0.400	2.00	0.008
0.04 Lipomed 09022015-A	61	0.038	0.040	5.00	-0.002
0.198 ACQ 407041529/3	62	0.204	0.198	3.03	0.006
blank 010318	63	negative	negative	-	-

Calibrator	Ethanol Area	N-propanol Area	Ratio
0.020	12.660	176.917	0.072
0.100	65.459	177.611	0.369
0.200	125.580	172.932	0.726
0.400	251.575	173.275	1.452

Calibration Line



Scottsdale Police Department Crime Lab Volatiles Analysis

Sample: 0.020 Cerilliant FN03241604	Item number: 64
Injection date: 3/5/2018 1:03:40 PM	Vial: 1
Method: ethanol quant.M	Sequence: 5Mar18
Instrument: US14173023 CN14160045	Analyst: Adrian
Data file: C:\Chem32\1\Data\5Mar18\1.D	

Dissemination is restricted to Criminal Justice Agencies and authorized personnel only. Secondary dissemination to unauthorized agencies is PROHIBITED.
 Scottsdale City Prosecutor

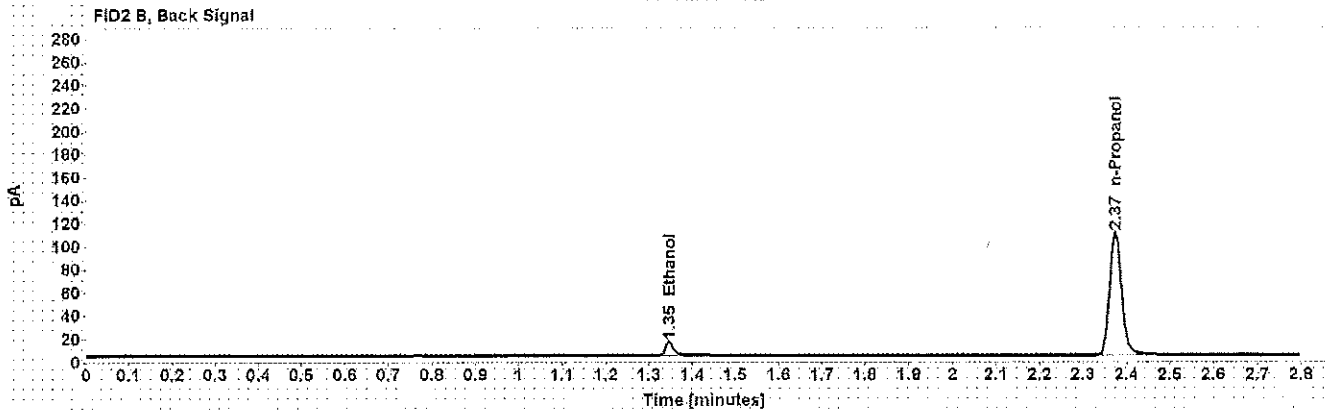
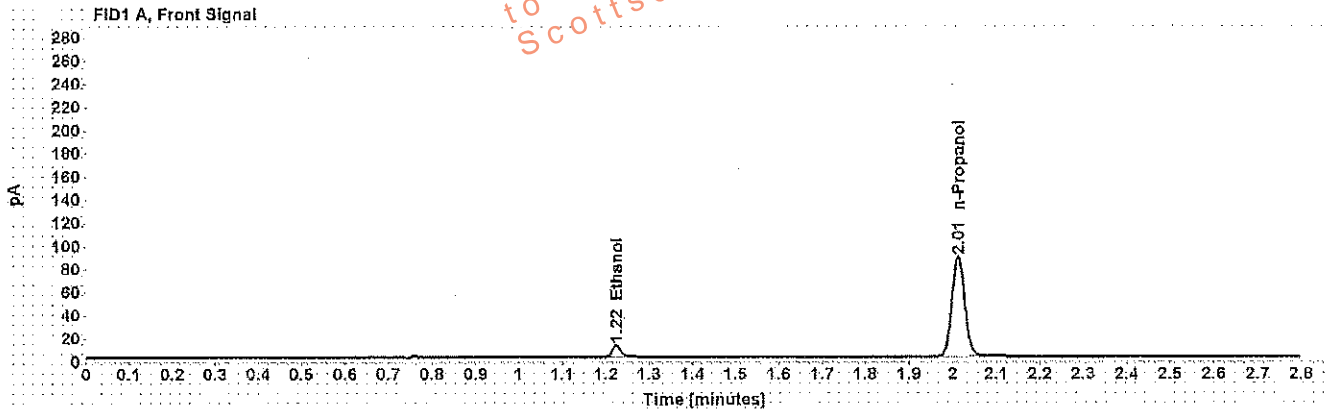


Table 1: FID 1 A (column DB-ALC1)

Compound	Time (min)	Peak Area
Ethanol	1.224	12.660
n-Propanol	2.012	176.917

Table 2: FID 2 B (column DB-ALC2)

Compound	Time (min)	Peak Area
Ethanol	1.346	14.588
n-Propanol	2.374	204.874

Scottsdale Police Department Crime Lab Volatiles Analysis

WA

Sample: 0.100 Cerilliant FN06181501	Item number:
Injection date: 3/5/2018 1:07:40 PM	Vial: 2
Method: ethanol quant.M	Sequence: 5Mar18
Instrument: US14173023 CN14160045	Analyst: Adrian
Data file: C:\Chem3211\Data\5Mar18\2.D	

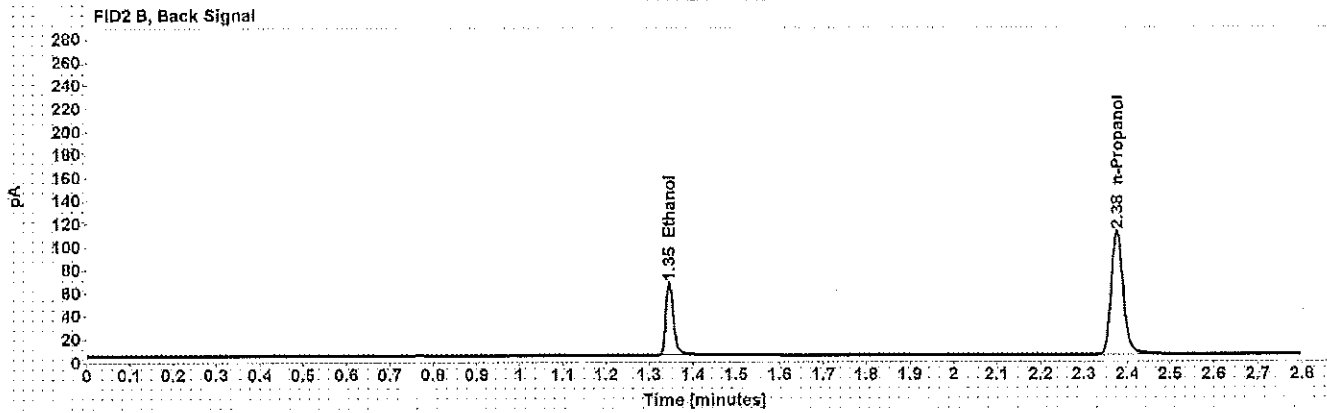
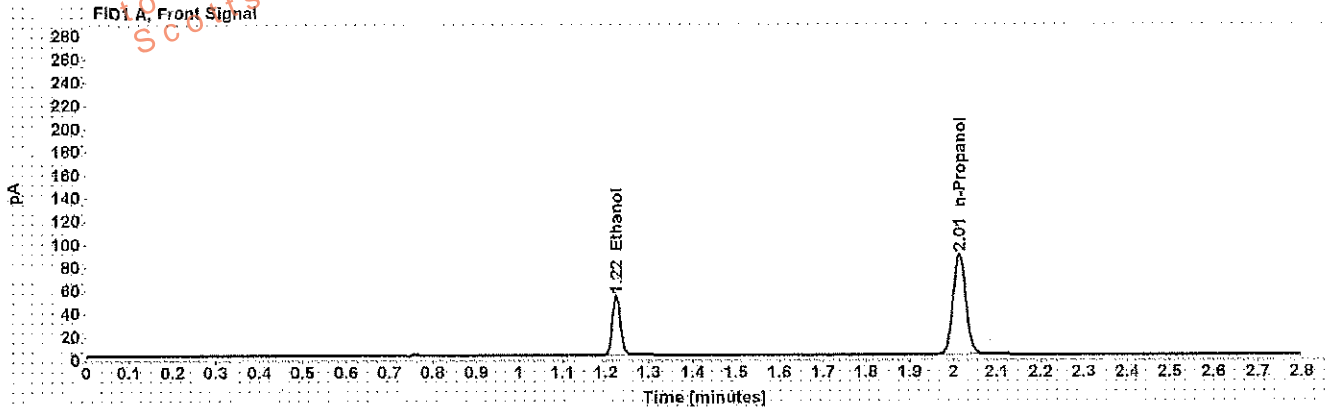


Table 1: FID 1 A (column DB-ALC1)

Compound	Time (min)	Peak Area
Ethanol	1.224	65.459
n-Propanol	2.013	177.611

Table 2: FID 2 B (column DB-ALC2)

Compound	Time (min)	Peak Area
Ethanol	1.346	77.527
n-Propanol	2.376	205.961

Scottsdale Police Department Crime Lab Volatiles Analysis

WAA

Sample: 0.200 Cerilliant FN07201502	Item number:
Injection date: 3/5/2018 1:11:40 PM	Vial: 3
Method: ethanol quant.M	Sequence: 5Mar18
Instrument: US14173023 CN14160045	Analyst: Adrian
Data file: C:\Chem\3211\Data\5Mar18\3.D	

This information is restricted to Criminal Justice Agencies and authorized dissemination ONLY. Secondary dissemination to unauthorized agencies is PROHIBITED.
 Scottsdale City Prosecutor

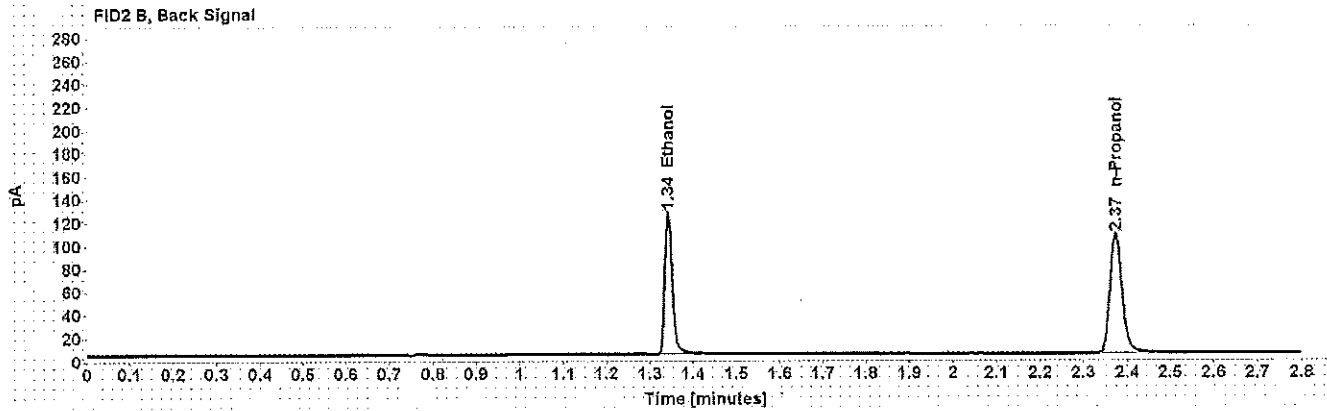
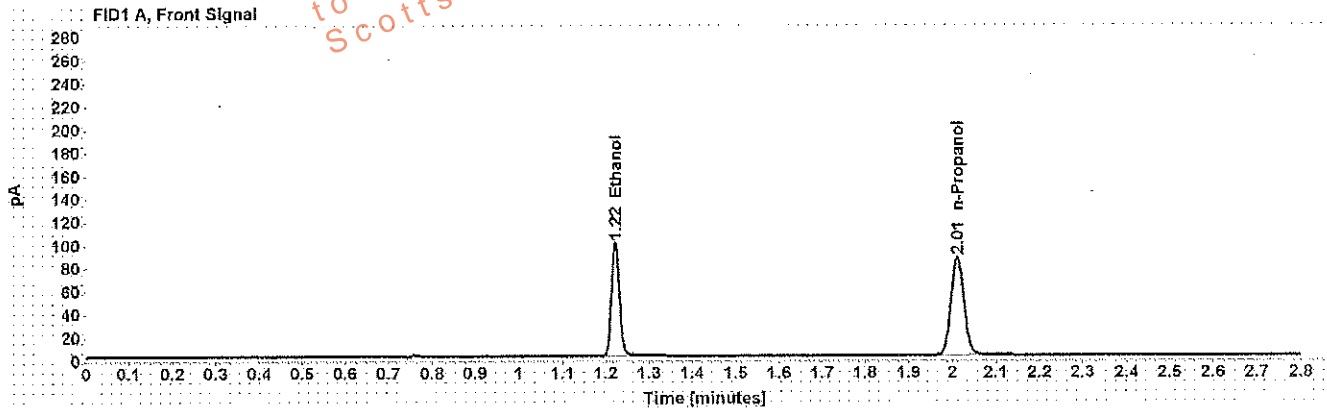


Table 1: FID 1 A (column DB-ALC1)

Compound	Time (min)	Peak Area
Ethanol	1.222	125.580
n-Propanol	2.012	172.932

Table 2: FID 2 B (column DB-ALC2)

Compound	Time (min)	Peak Area
Ethanol	1.342	149.260
n-Propanol	2.374	200.696

Scottsdale Police Department Crime Lab Volatiles Analysis

Dissemination is restricted to Criminal Justice Agencies and authorized non-C.J. Agencies ONLY. Secondary dissemination to unauthorized agencies is PROHIBITED.
 Scottsdale City Prosecutor

Sample: 0.400 Cerilliant FN11191402	Item number: WAF
Injection date: 3/5/2018 1:15:40 PM	Vial: 4
Method: ethanol quant.M	Sequence: 5Mar18
Instrument: US14173023 CN14160045	Analyst: Adrian
Data file: C:\Chem32\1\Data\5Mar18\4.D	

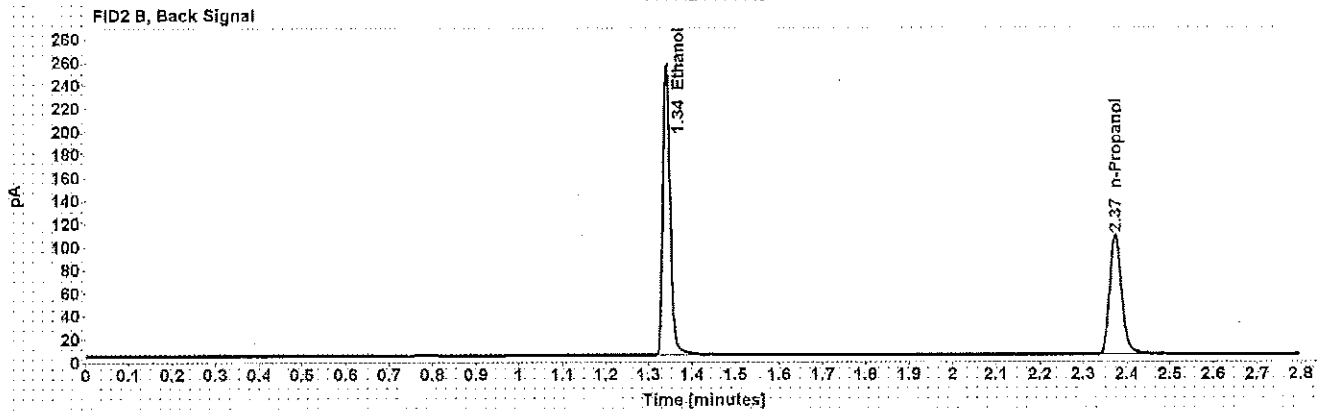
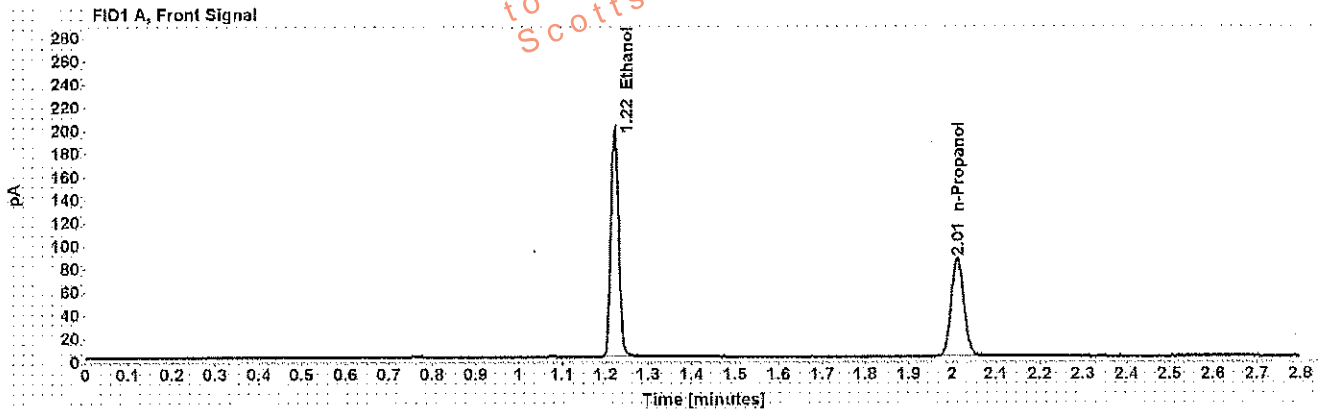


Table 1: FID 1 A (column DB-ALC1)

Compound	Time (min)	Peak Area
Ethanol	1.221	251.575
n-Propanol	2.011	173.275

Table 2: FID 2 B (column DB-ALC2)

Compound	Time (min)	Peak Area
Ethanol	1.341	301.023
n-Propanol	2.373	201.567

Scottsdale Police Department Crime Lab Volatiles Analysis

WA

Sample: blank 010318	Item number:
Injection date: 3/5/2018 1:19:40 PM	Vial: 5
Method: ethanol quant.M	Sequence: 5Mar18
Instrument: US14173023 CN14160045	Analyst: Adrian
Data file: C:\Chem321\Data\5Mar18\5.D	

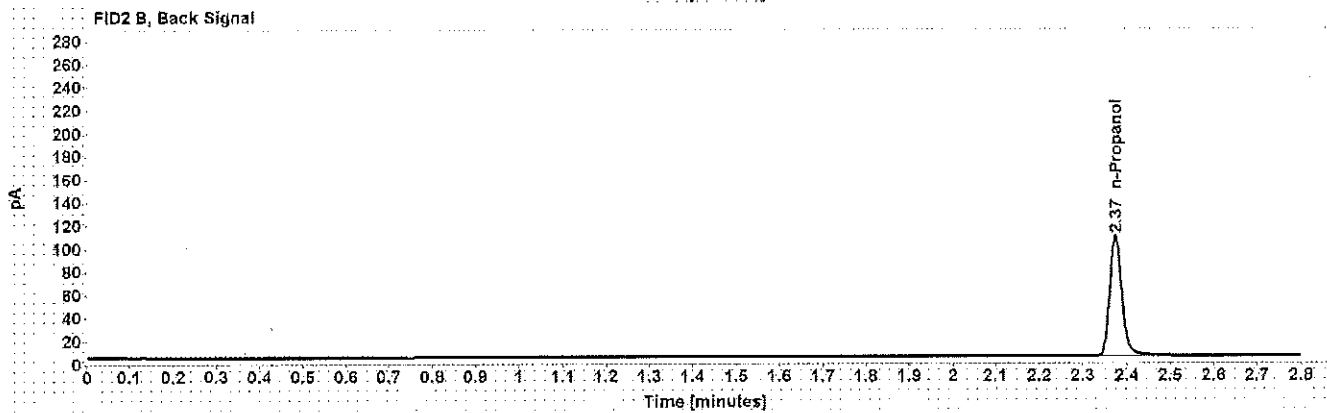
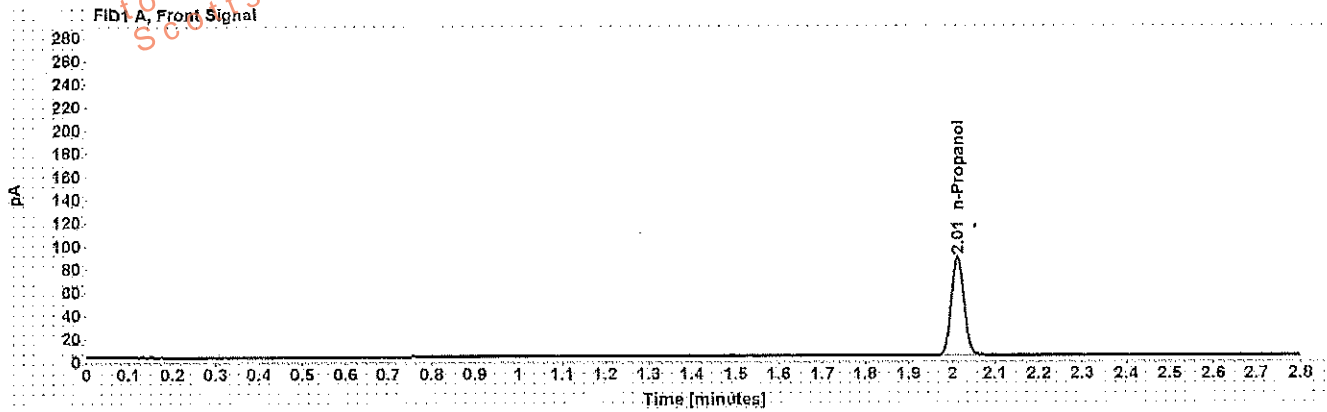


Table 1: FID 1 A (column DB-ALC1)

Compound	Amount (g/100mL)	Time (min)	Peak Area
n-Propanol	-----	2.012	174.744

Table 2: FID 2 B (column DB-ALC2)

Compound	Time (min)	Peak Area
n-Propanol	2.374	202.532

Scottsdale Police Department Crime Lab Volatiles Analysis

Sample: volatiles mix 020917 WLA	Item number:
Injection date: 3/5/2018 1:23:40 PM	Vial: 6
Method: ethanol quant.M	Sequence: 5Mar18
Instrument: US14173023 CN14160045	Analyst: Adrian
Data file: C:\Chem3211\Data\5Mar18\6.D	

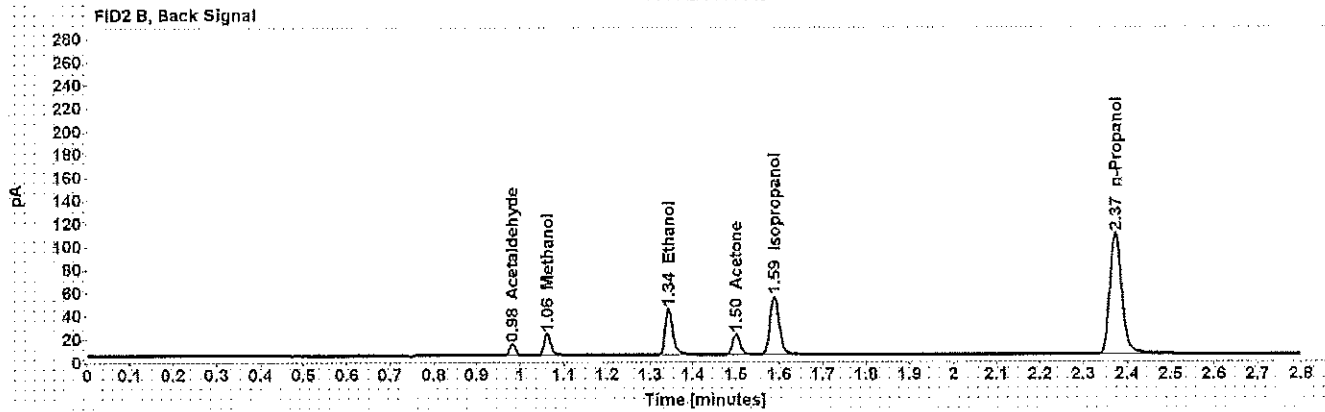
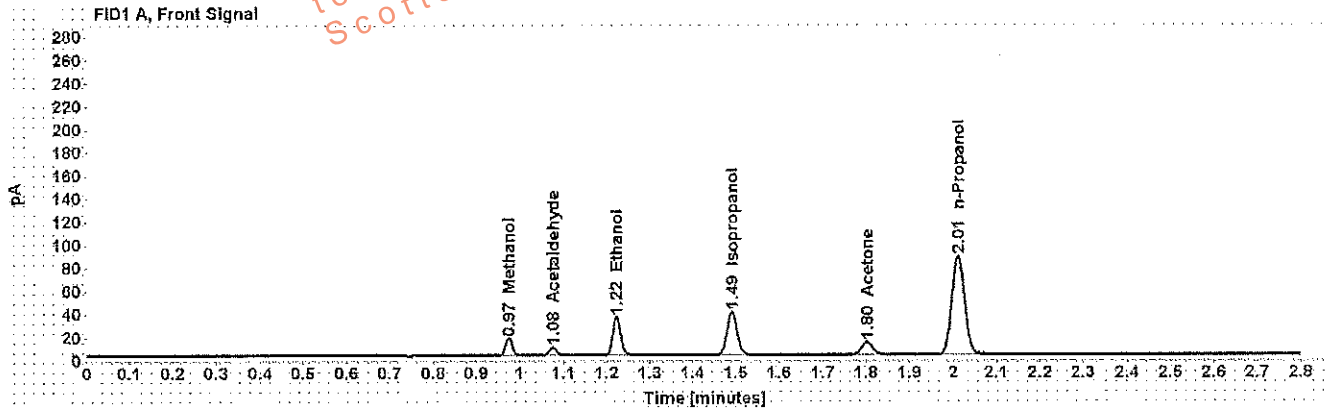


Table 1: FID 1 A (column DB-ALC1)

Compound	Amount (g/100mL)	Time (min)	Peak Area
Methanol	-----	0.975	16.605
Acetaldehyde	-----	1.076	7.429
>Ethanol	0.0665	1.223	42.502
Isopropanol	-----	1.491	61.772
Acetone	-----	1.802	19.318
n-Propanol	-----	2.011	174.957

Table 2: FID 2 B (column DB-ALC2)

Compound	Time (min)	Peak Area
Acetaldehyde	0.982	9.271
Methanol	1.062	19.806
Ethanol	1.343	49.622
Acetone	1.501	21.915
Isopropanol	1.588	73.820
n-Propanol	2.373	203.022

Scottsdale Police Department Crime Lab Volatiles Analysis

Sample: 0.400 Lipomed 08012015-C
Injection date: 3/5/2018 1:27:55 PM
Method: ethanol quant.M
Instrument: US14173023 CN14160045
Data file: C:\Chem32\1\Data\5Mar18\7.D

Item number:
Vial: 7
Sequence: 5Mar18
Analyst: Adrian

Dissemination is restricted to Criminal Justice Agencies and authorized agencies only. Dissemination to unauthorized agencies is PROHIBITED.
 Scottsdale City Prosecutor

WA

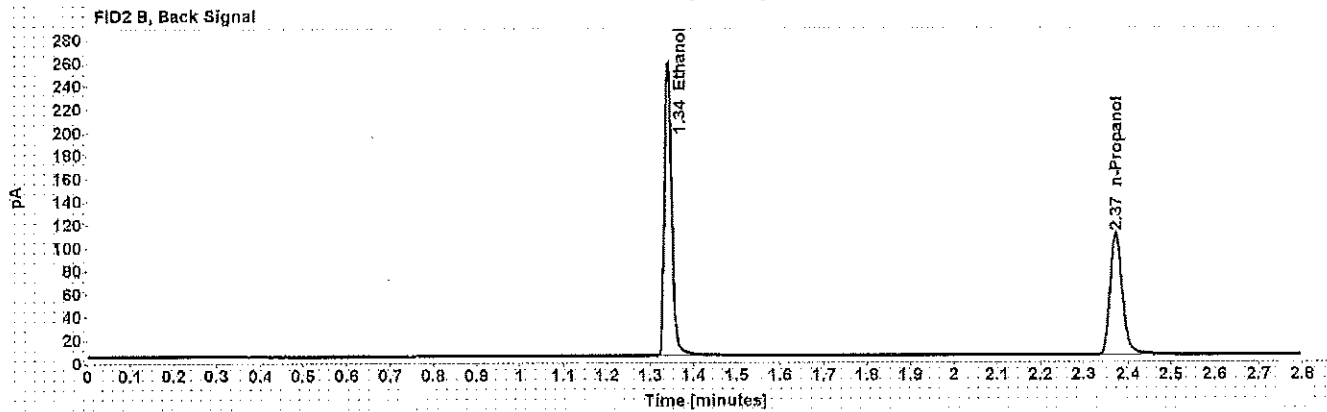
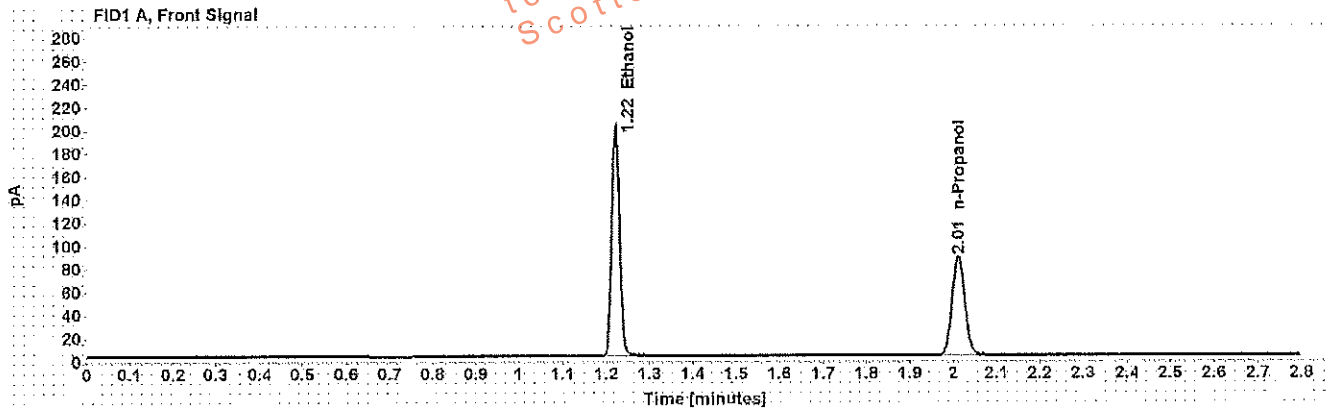


Table 1: FID 1 A (column DB-ALC1)

Compound	Amount (g/100mL)	Time (min)	Peak Area
>Ethanol	0.4011	1.221	255.187
n-Propanol	-----	2.011	175.227

Table 2: FID 2 B (column DB-ALC2)

Compound	Time (min)	Peak Area
Ethanol	1.341	305.013
n-Propanol	2.373	203.514

Scottsdale Police Department Crime Lab Volatiles Analysis

Sample: 0.040 Lipomed 09022015-A	Item number:
Injection date: 3/5/2018 1:31:55 PM	Vial: 8
Method: ethanol quant.M	Sequence: 5Mar18
Instrument: US14173023 CN14160045	Analyst: Adrian
Data file: C:\Chem321\Dat\5Mar18\8.D	

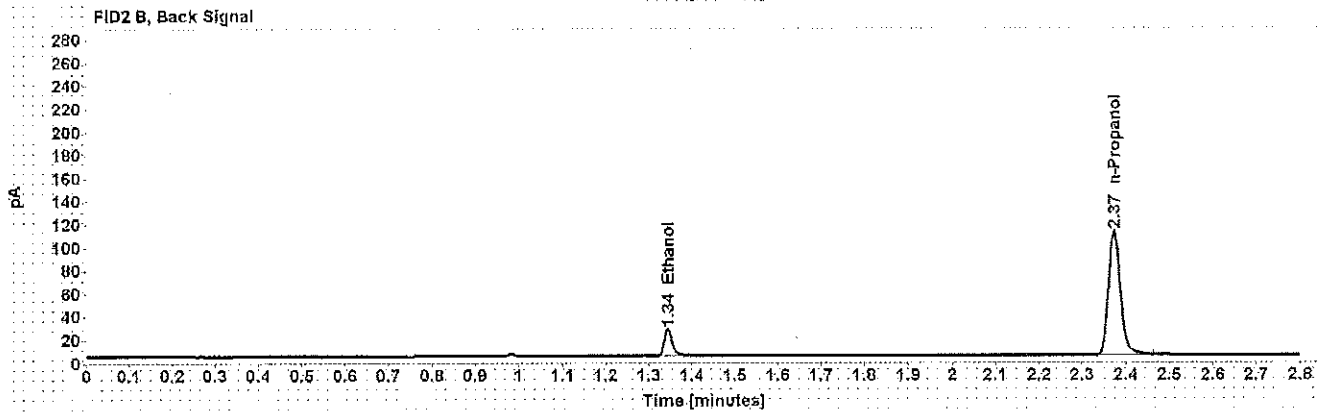
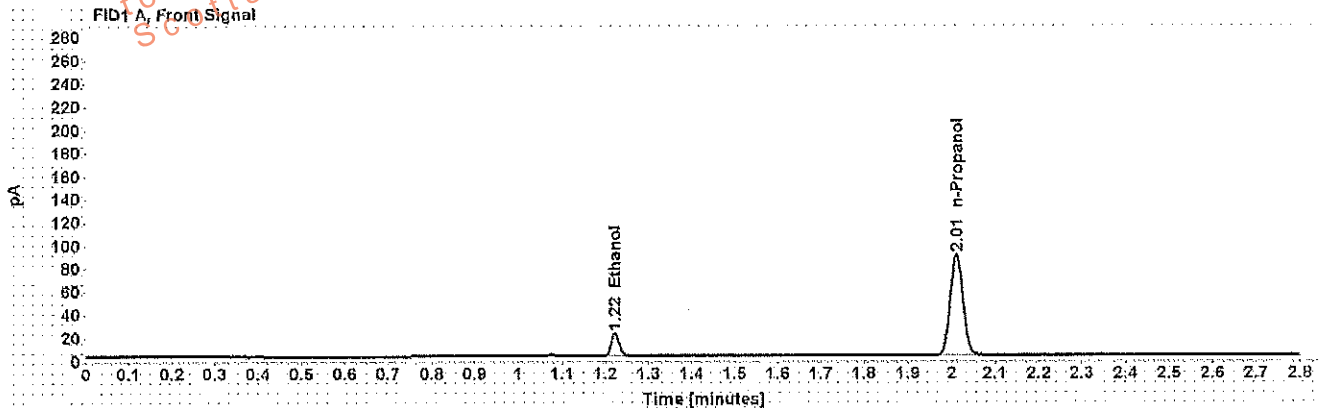


Table 1: FID 1 A (column DB-ALC1)

Compound	Amount (g/100mL)	Time (min)	Peak Area
>Ethanol	0.0382	1.223	25.163
n-Propanol	-----	2.011	179.514

Table 2: FID 2 B (column DB-ALC2)

Compound	Time (min)	Peak Area
Ethanol	1.344	29.007
n-Propanol	2.373	207.901

Scottsdale Police Department Crime Lab Volatiles Analysis

Sample: 0.198 ACQ 407041529/3	Item number: WA
Injection date: 3/5/2018 1:35:55 PM	Vial: 9
Method: ethanol quant.M	Sequence: 5Mar18
Instrument: US14173023 CN14160045	Analyst: Adrian
Data file: C:\Chem3211\Data\5Mar18\9.D	

Dissemination is restricted to Criminal Justice Agencies and authorized to disseminate ONLY. Secondary dissemination to unauthorized agencies is PROHIBITED.
 Scottsdale City Prosecutor

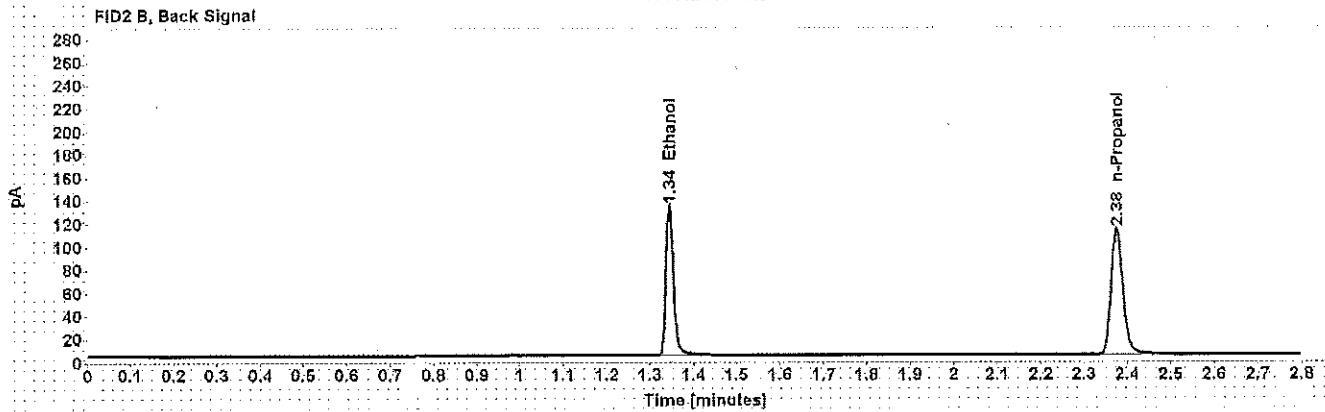
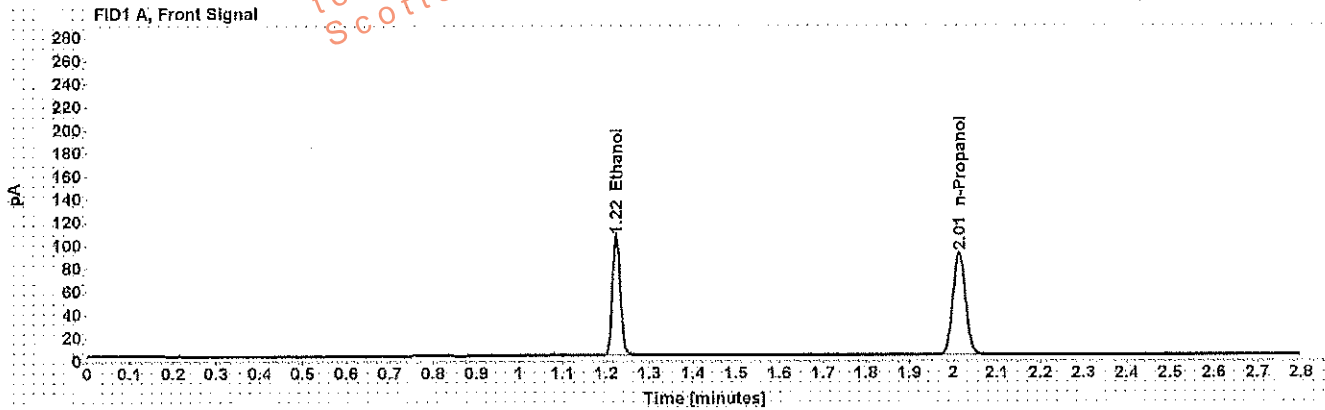


Table 1: FID 1 A (column DB-ALC1)

Compound	Amount (g/100mL)	Time (min)	Peak Area
>Ethanol	0.2012	1.223	132.877
n-Propanol	-----	2.013	181.712

Table 2: FID 2 B (column DB-ALC2)

Compound	Time (min)	Peak Area
Ethanol	1.345	157.904
n-Propanol	2.376	210.812

Scottsdale Police Department Crime Lab Volatiles Analysis

Sample: 0.080 Lipomed 28082014-B	Item number: WA
Injection date: 3/5/2018 2:20:25 PM	Vial: 20
Method: ethanol quant.M	Sequence: 5Mar18
Instrument: US14173023 CN14160045	Analyst: Adrian
Data file: C:\Chem32\11\Data\5Mar18\20.D	

Dissemination is restricted to Criminal Justice Agencies ONLY. Secondary dissemination to unauthorized agencies is PROHIBITED. Scottsdale City Prosecutor

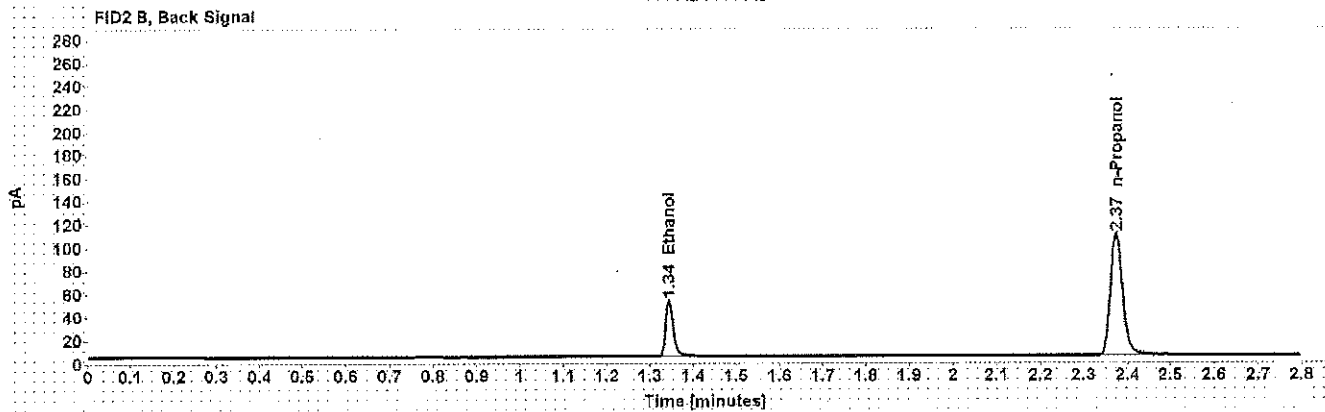
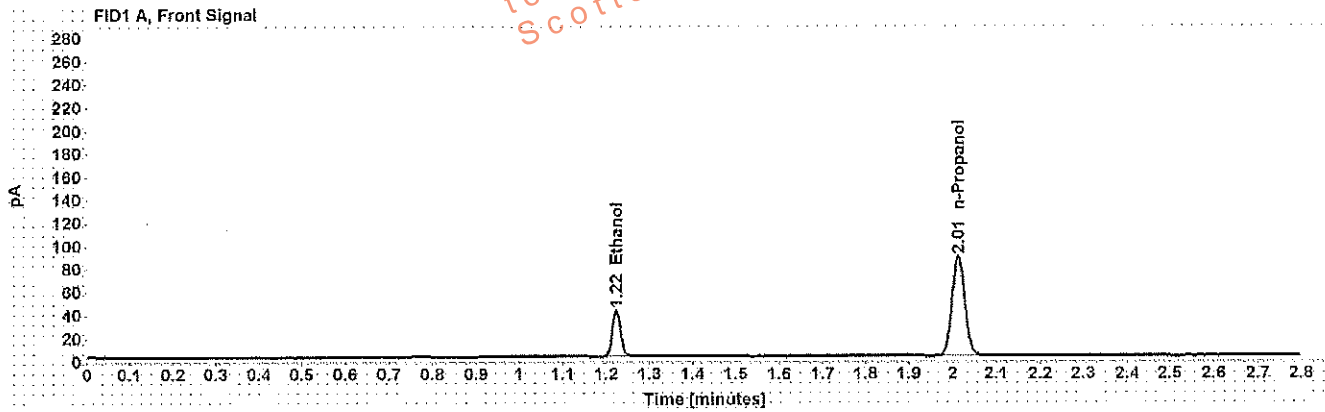


Table 1: FID 1 A (column DB-ALC1)

Compound	Amount (g/100mL)	Time (min)	Peak Area
>Ethanol	0.0803	1.223	51.593
n-Propanol	-----	2.012	176.154

Table 2: FID 2 B (column DB-ALC2)

Compound	Time (min)	Peak Area
Ethanol	1.344	60.773
n-Propanol	2.374	204.965

Scottsdale Police Department Crime Lab Volatiles Analysis

Sample: 0.150 Lipomed 09022015-C	Item number: wfa
Injection date: 3/5/2018 3:04:55 PM	Vial: 31
Method: ethanol quant.M	Sequence: 5Mar18
Instrument: US14173023 CN14160045	Analyst: Adrian
Data file: C:\Chem3211\Data\5Mar18\31.D	

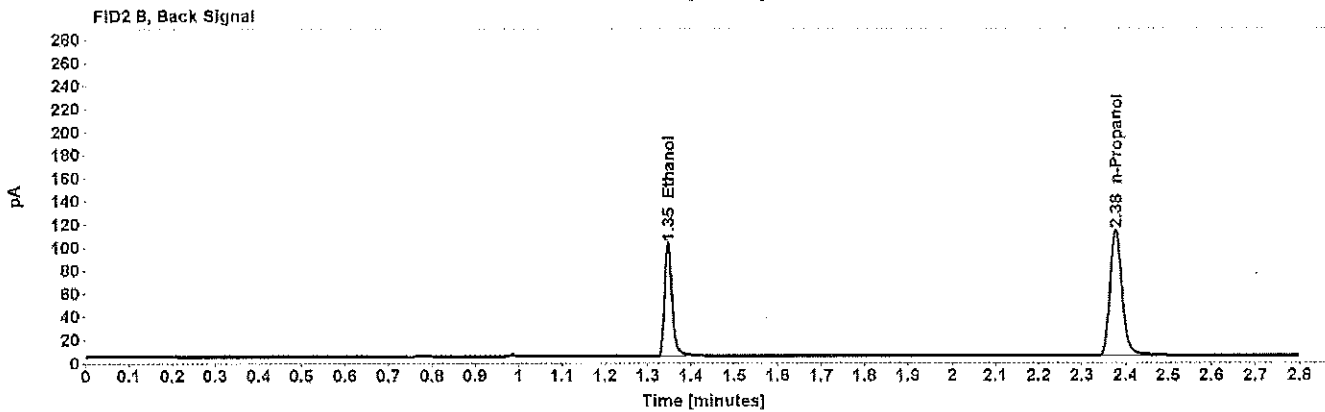
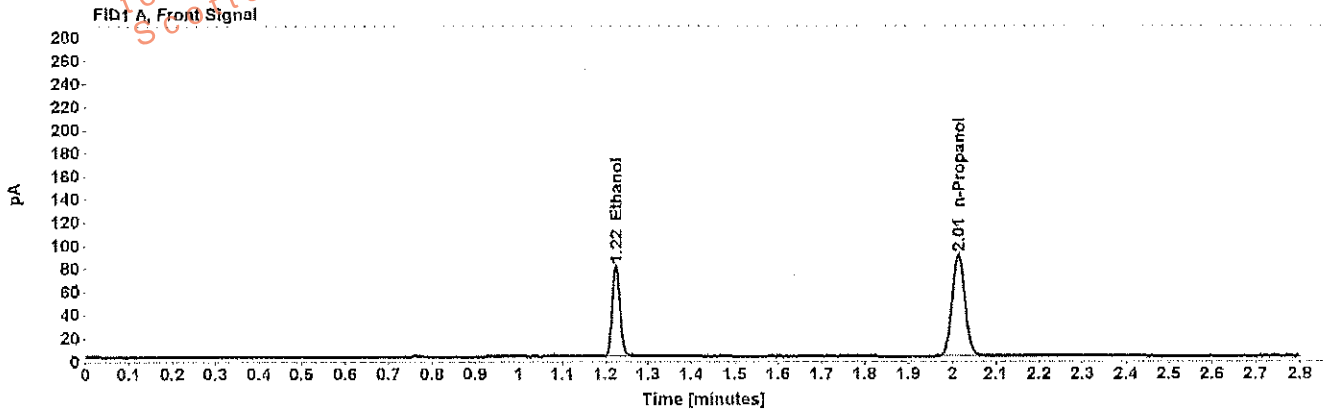


Table 1: FID 1 A (column DB-ALC1)

Compound	Amount (g/100mL)	Time (min)	Peak Area
>Ethanol	0.1536	1.225	100.913
n-Propanol	-----	2.014	180.560

Table 2: FID 2 B (column DB-ALC2)

Compound	Time (min)	Peak Area
Ethanol	1.347	119.522
n-Propanol	2.377	210.667

Scottsdale Police Department Crime Lab Volatiles Analysis

Sample: 0.198 ACQ 407041529/3	Item number: WA
Injection date: 3/5/2018 3:49:10 PM	Vial: 42
Method: ethanol quant.M	Sequence: 5Mar18
Instrument: US14173023 CN14160045	Analyst: Adrian
Data file: C:\Chem3211\Data\5Mar18\42.D	

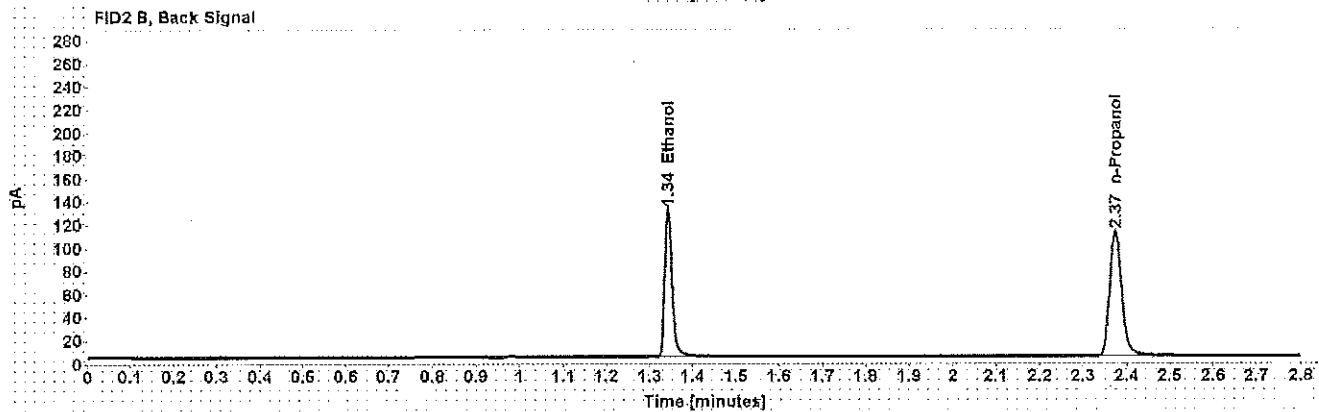
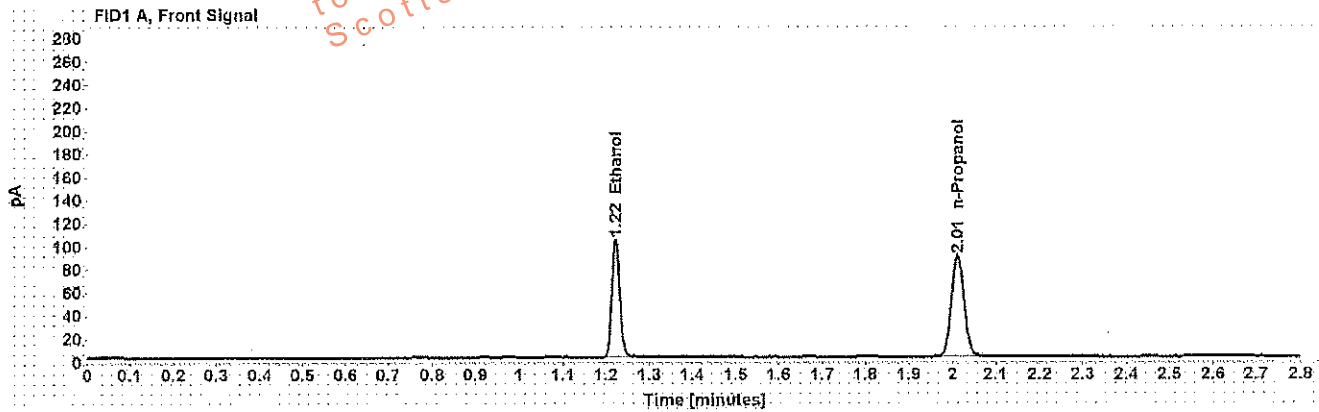


Table 1: FID 1 A (column DB-ALC1)

Compound	Amount (g/100mL)	Time (min)	Peak Area
>Ethanol	0.2008	1.223	130.834
n-Propanol	-----	2.012	179.234

Table 2: FID 2 B (column DB-ALC2)

Compound	Time (min)	Peak Area
Ethanol	1.343	156.106
n-Propanol	2.375	209.739

Scottsdale Police Department Crime Lab Volatiles Analysis

Sample: 0.080 Lipomed 28082014-B	Item number:
Injection date: 3/5/2018 4:33:40 PM	Vial: 53
Method: ethanol quant.M	Sequence: 5Mar18
Instrument: US14173023 CN14160045	Analyst: Adrian
Data file: C:\Chem32\1\Data\5Mar18\53.D	

Dissemination is restricted to Criminal Justice Agencies ONLY. Scottsdale Police Department is PROHIBITED from disseminating this information to unauthorized agencies.

MA

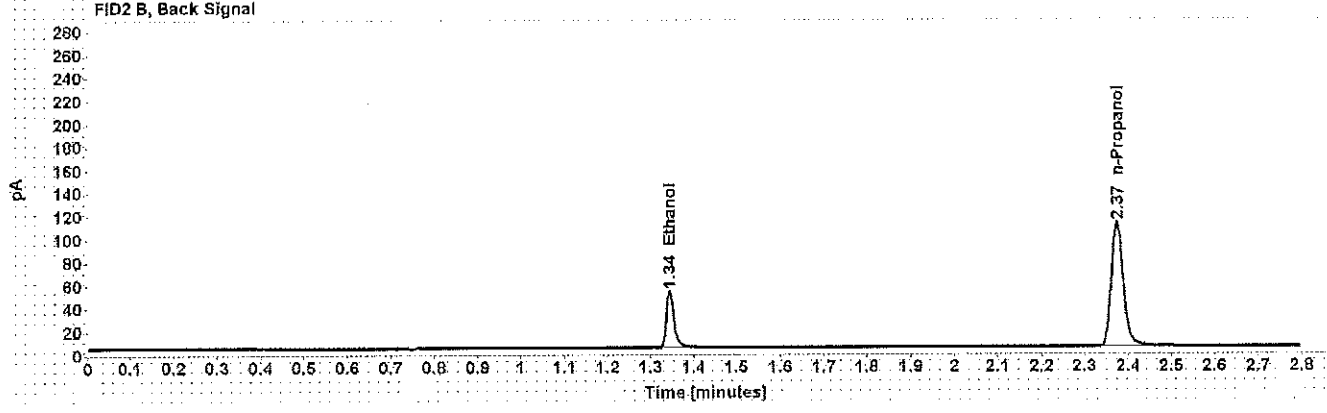
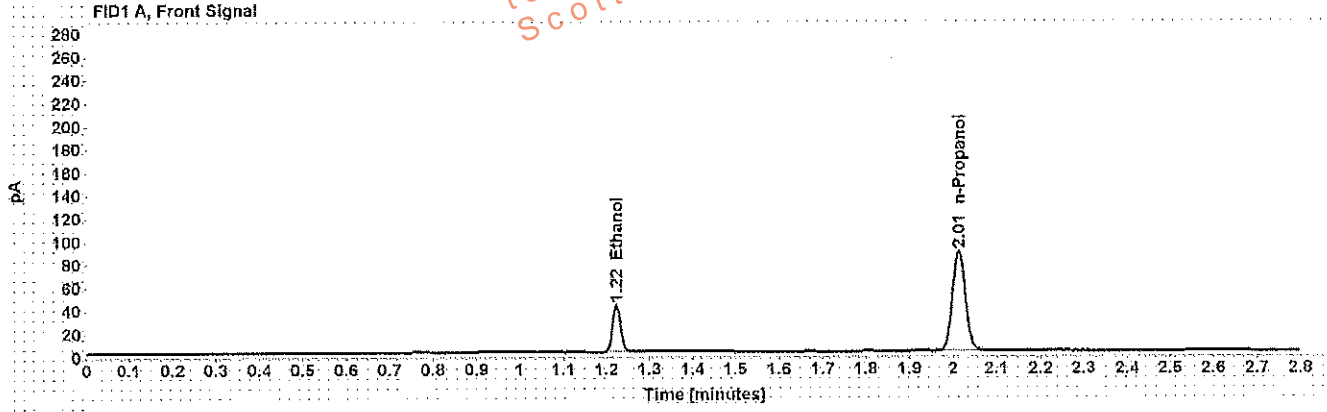


Table 1: FID 1 A (column DB-ALC1)

Compound	Amount (g/100mL)	Time (min)	Peak Area
>Ethanol	0.0805	1.223	52.101
n-Propanol	-----	2.012	177.386

Table 2: FID 2 B (column DB-ALC2)

Compound	Time (min)	Peak Area
Ethanol	1.344	61.784
n-Propanol	2.374	207.886

Scottsdale Police Department Crime Lab Volatiles Analysis

WAA

Sample: 0.04 Lipomed 09022015-A	Item number:
Injection date: 3/5/2018 5:06:10 PM	Vial: 61
Method: ethanol quant.M	Sequence: 5Mar18
Instrument: US14173023 CN14160045	Analyst: Adrian
Data file: C:\Chem32\1\Data\5Mar18\61.D	

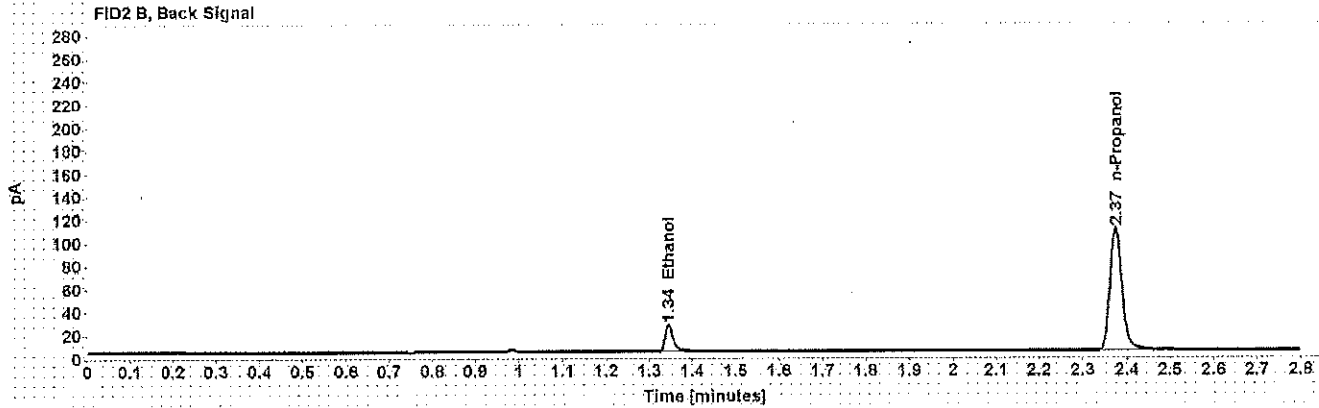
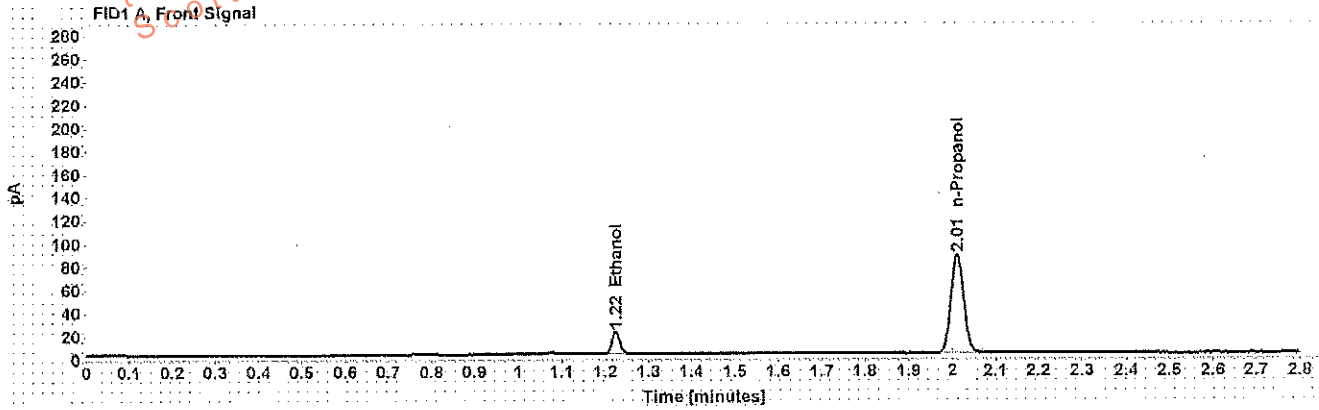


Table 1: FID 1 A (column DB-ALC1)

Compound	Amount (g/100mL)	Time (min)	Peak Area
>Ethanol	0.0388	1.224	24.990
n-Propanol	-----	2.012	175.466

Table 2: FID 2 B (column DB-ALC2)

Compound	Time (min)	Peak Area
Ethanol	1.345	29.022
n-Propanol	2.374	205.436

Scottsdale Police Department Crime Lab Volatiles Analysis

WA

Sample: 0.198 ACQ 407041529/3	Item number: 62
Injection date: 3/5/2018 5:10:10 PM	Vial: 62
Method: ethanol quant.M	Sequence: 5Mar18
Instrument: US14173023 CN14160045	Analyst: Adrian
Data file: C:\Chem3211\Data\5Mar18\62.D	

Dissemination is restricted to Criminal Justice Agencies and authorized personnel ONLY. Secondary dissemination to unauthorized agencies is PROHIBITED.
 Scottsdale City Prosecutor

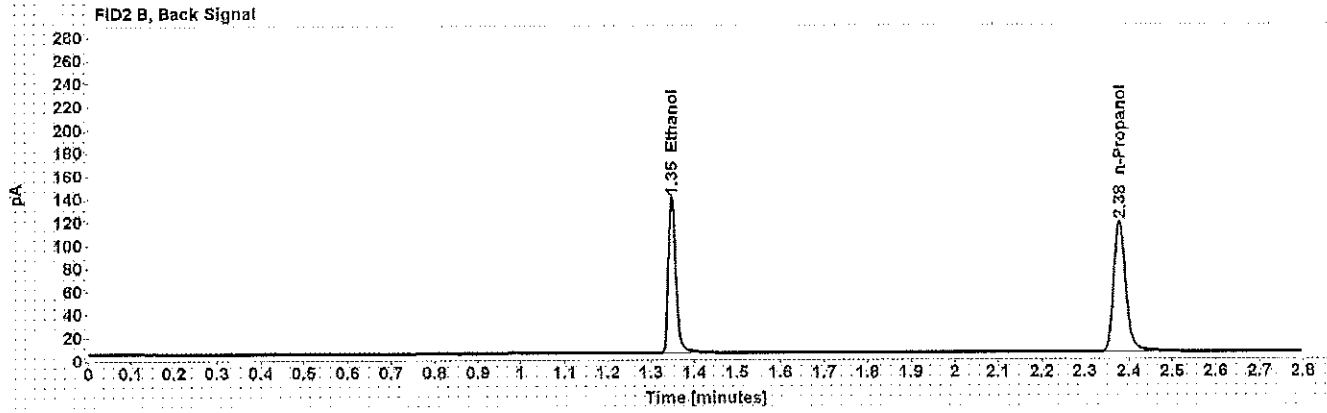
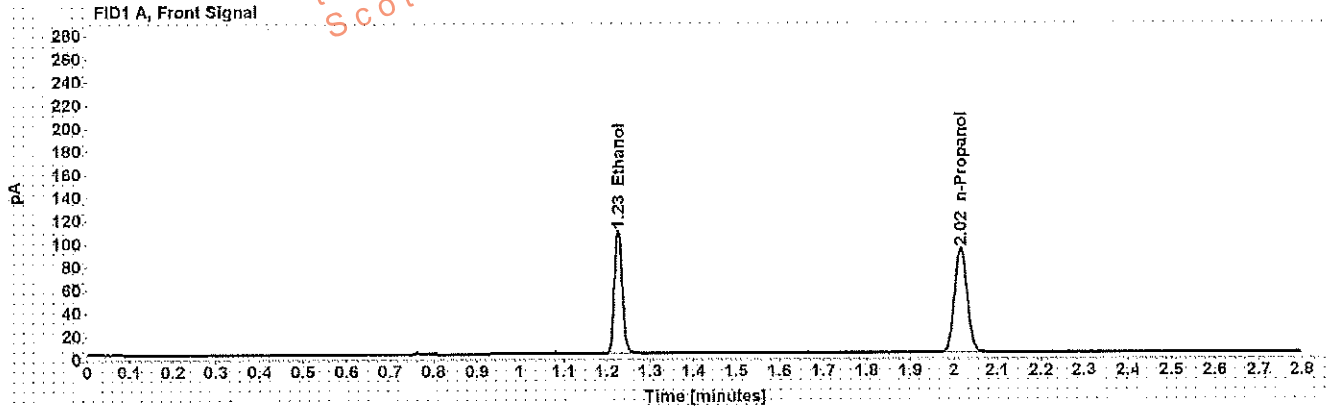


Table 1: FID 1 A (column DB-ALC1)

Compound	Amount (g/100mL)	Time (min)	Peak Area
>Ethanol	0.2047	1.226	138.046
n-Propanol	-----	2.015	185.508

Table 2: FID 2 B (column DB-ALC2)

Compound	Time (min)	Peak Area
Ethanol	1.348	165.138
n-Propanol	2.379	218.255

Scottsdale Police Department Crime Lab Volatiles Analysis

Sample: blank 010318	Item number:
Injection date: 3/5/2018 5:14:10 PM	Vial: 63
Method: ethanol quant.M	Sequence: 5Mar18
Instrument: US14173023 CN14160045	Analyst: Adrian
Data file: C:\Chem32\1\Data\5Mar18\63.D	

Dissemination is restricted to Criminal Justice Agencies and authorized Non-C.J. Agencies ONLY. Secondary dissemination to unauthorized agencies is PROHIBITED.

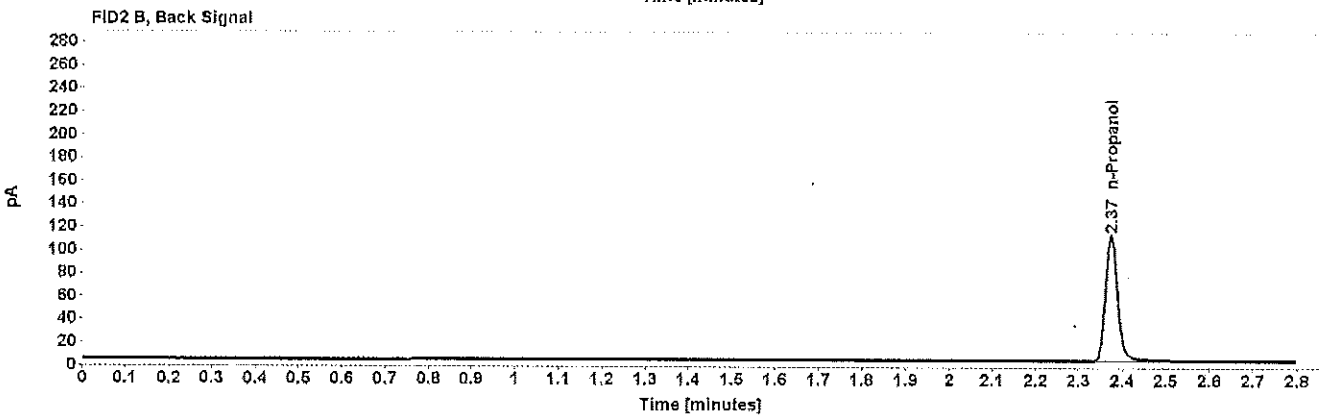
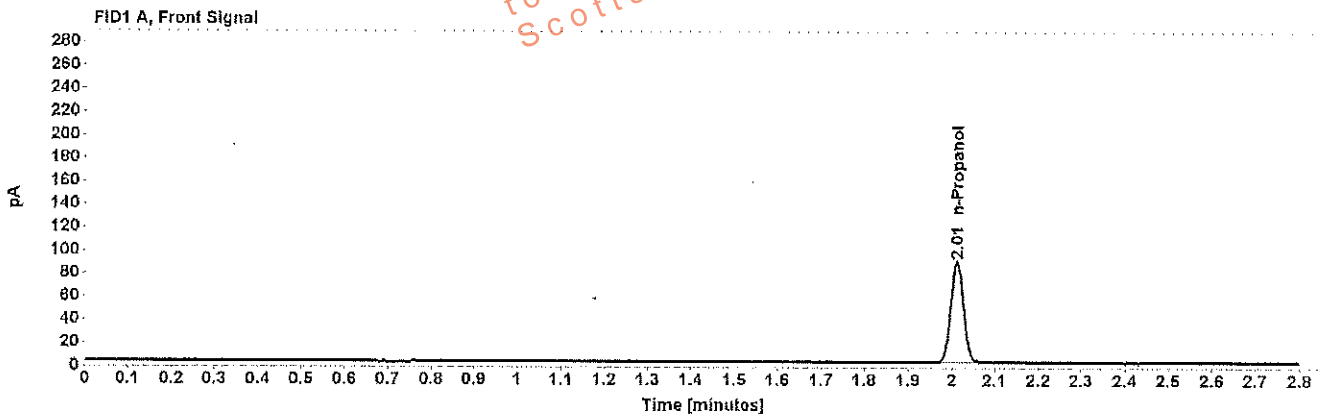


Table 1: FID 1 A (column DB-ALC1)

Compound	Amount (g/100mL)	Time (min)	Peak Area
n-Propanol	-----	2.012	179.541

Table 2: FID 2 B (column DB-ALC2)

Compound	Time (min)	Peak Area
n-Propanol	2.374	210.599

Sequence Summary

Sequence name: 5Mar18 Instrument: US14173023 CN14160045 Analyst: Adrian WA

Vial	Sample	Type	Item Number	Method
1	0.020 Cerilliant FN03241604	Calibration		ethanol quant.M
2	0.100 Cerilliant FN06181501	Calibration		ethanol quant.M
3	0.200 Cerilliant FN07201502	Calibration		ethanol quant.M
4	0.400 Cerilliant FN11191402	Calibration		ethanol quant.M
5	blank 010318	Control		ethanol quant.M
6	volatiles mix 020917 WLA	Control		ethanol quant.M
7	0.400 Lipomed 08012015-C	Control		ethanol quant.M
8	0.040 Lipomed 09022015-A	Control		ethanol quant.M
9	0.198 ACQ 407041529/3	Control		ethanol quant.M
10		Sample	1198382	ethanol quant.M
11		Sample	1198382	ethanol quant.M
12		Sample	1198076	ethanol quant.M
13		Sample	1198076	ethanol quant.M
14		Sample	1198066	ethanol quant.M
15		Sample	1198066	ethanol quant.M
16		Sample	1197935	ethanol quant.M
17		Sample	1197935	ethanol quant.M
18		Sample	1200620	ethanol quant.M
19		Sample	1200620	ethanol quant.M
20	0.080 Lipomed 28082014-B	Control		ethanol quant.M
21		Sample	1200621	ethanol quant.M
22		Sample	1200621	ethanol quant.M
23		Sample	1197704	ethanol quant.M
24		Sample	1197704	ethanol quant.M
25		Sample	1197540	ethanol quant.M
26		Sample	1197540	ethanol quant.M
27		Sample	1197375	ethanol quant.M
28		Sample	1197375	ethanol quant.M
29		Sample	1196746	ethanol quant.M
30		Sample	1196746	ethanol quant.M
31	0.150 Lipomed 09022015-C	Control		ethanol quant.M
32		Sample	1200948	ethanol quant.M
33		Sample	1200948	ethanol quant.M
34		Sample	1199369	ethanol quant.M
35		Sample	1199369	ethanol quant.M
36		Sample	0000001	ethanol quant.M
37		Sample	0000001	ethanol quant.M
38		Sample	0000002	ethanol quant.M
39		Sample	0000002	ethanol quant.M
40		Sample	0000003	ethanol quant.M
41		Sample	0000003	ethanol quant.M
42	0.198 ACQ 407041529/3	Control		ethanol quant.M
43		Sample	0000004	ethanol quant.M
44		Sample	0000004	ethanol quant.M
45		Sample	1165053	ethanol quant.M
46		Sample	1165053	ethanol quant.M
47		Sample	1180877	ethanol quant.M

Sequence Summary

48		Sample	1180877	ethanol quant.M
49		Sample	1200807	ethanol quant.M
50		Sample	1200807	ethanol quant.M
51		Sample	1195329	ethanol quant.M
52		Sample	1195329	ethanol quant.M
53	0.080 Lipomed 28082014-B	Control		ethanol quant.M
54		Sample	1170052	ethanol quant.M
55		Sample	1170052	ethanol quant.M
56		Sample	1201997	ethanol quant.M
57		Sample	1201997	ethanol quant.M
58		Sample	1200405	ethanol quant.M
59		Sample	1200405	ethanol quant.M
60	0.40 Lipomed 08012015-C	Control		ethanol quant.M
61	0.04 Lipomed 09022015-A	Control		ethanol quant.M
62	0.198 ACQ 407041529/3	Control		ethanol quant.M
63	blank 010318	Control		ethanol quant.M

WA

Dissemination is restricted to Criminal Justice Agencies ONLY. Secondary dissemination to unauthorized agencies is PROHIBITED.
 Scottsdale City Prosecutor

Scottsdale Police Department Crime Laboratory Summary of Cases

SEQUENCE NAME: 5Mar18

ANALYST: Adrian WA

Vials	Test 1 (g/dL)	Test 2 (g/dL)	Mean (g/dL)	Percent Difference*	Absolute Difference (g/dL)*
10 11	0.0000	0.0000	0.00000	0.00	0.00000
12 13	0.1645	0.1662	0.16535	0.51	0.00085
14 15	0.1252	0.1251	0.12515	0.04	0.00005
16 17	0.1359	0.1400	0.13795	1.49	0.00205
18 19	0.1696	0.1750	0.17230	1.57	0.00270
21 22	0.0000	0.0000	0.00000	0.00	0.00000
23 24	0.0891	0.0890	0.08905	0.06	0.00005
25 26	0.1518	0.1538	0.15280	0.65	0.00100
27 28	0.2514	0.2516	0.25150	0.04	0.00010
29 30	0.1827	0.1797	0.18120	0.83	0.00150
32 33	0.1485	0.1448	0.14665	1.26	0.00185
34 35	0.2803	0.2755	0.27790	0.86	0.00240
36 37	0.2261	0.2228	0.22445	0.74	0.00165
38 39	0.1798	0.1814	0.18060	0.44	0.00080
40 41	0.0000	0.0000	0.00000	0.00	0.00000
43 44	0.0577	0.0583	0.05800	0.52	0.00030
45 46	0.1298	0.1309	0.13035	0.42	0.00055
47 48	0.0894	0.0867	0.08805	1.53	0.00135
49 50	0.1012	0.1025	0.10185	0.64	0.00065
51 52	0.2272	0.2295	0.22835	0.50	0.00115
54 55	0.2453	0.2396	0.24245	1.18	0.00285
56 57	0.1171	0.1170	0.11705	0.04	0.00005
58 59	0.3532	0.3520	0.35260	0.17	0.00060

*Calculated differences are differences from the mean of the two results.

Scottsdale Police Department Crime Lab Volatiles Analysis

Sample: [REDACTED]	Item number: 1198382
Injection date: 3/5/2018 1:39:55 PM	Vial: 10
Method: ethanol quant.M	Sequence: 5Mar18
Instrument: US14173023 CN14160045	Analyst: Adrian
Data file: C:\Chem32\11\Data\5Mar18\10.D	

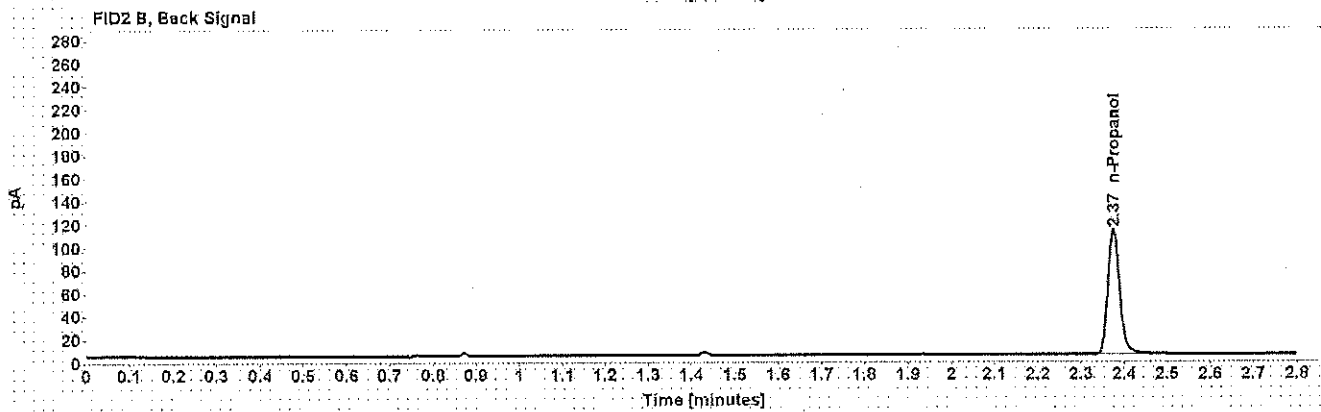
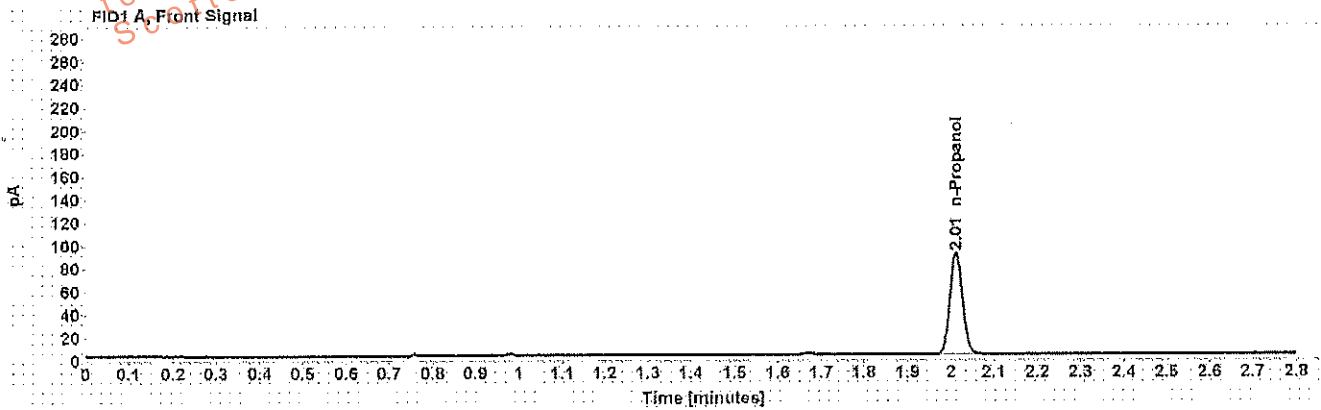


Table 1: FID 1 A (column DB-ALC1)

Compound	Amount (g/100mL)	Time (min)	Peak Area
n-Propanol	-----	2.013	180.734

Table 2: FID 2 B (column DB-ALC2)

Compound	Time (min)	Peak Area
n-Propanol	2.375	209.876

Scottsdale Police Department Crime Lab Volatiles Analysis

Sample:	[REDACTED]	Item number:	1198382
Injection date:	3/5/2018 1:43:55 PM	Vial:	11
Method:	ethanol quant.M	Sequence:	5Mar18
Instrument:	US14173023 CN14160045	Analyst:	Adrian
Data file:	C:\Chem3211\Data\5Mar18\11.D		

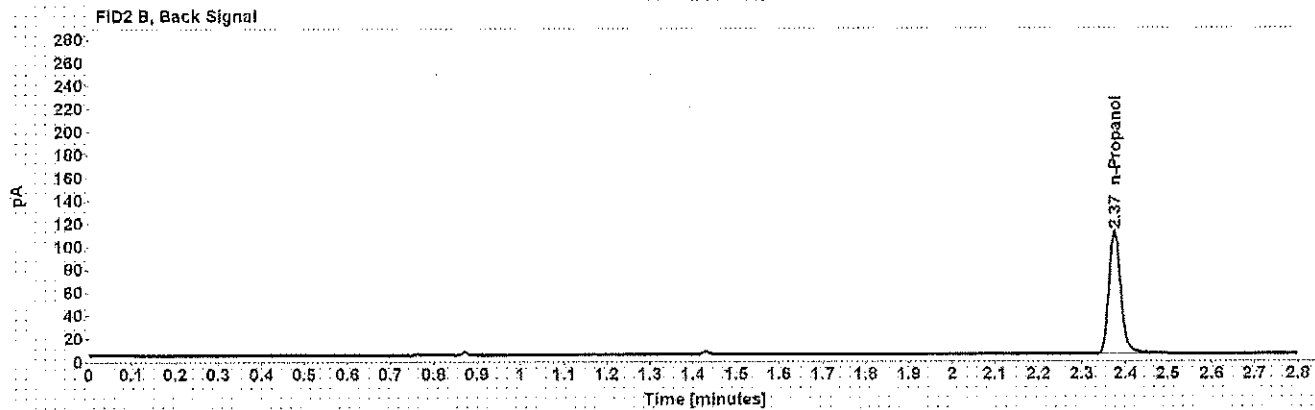
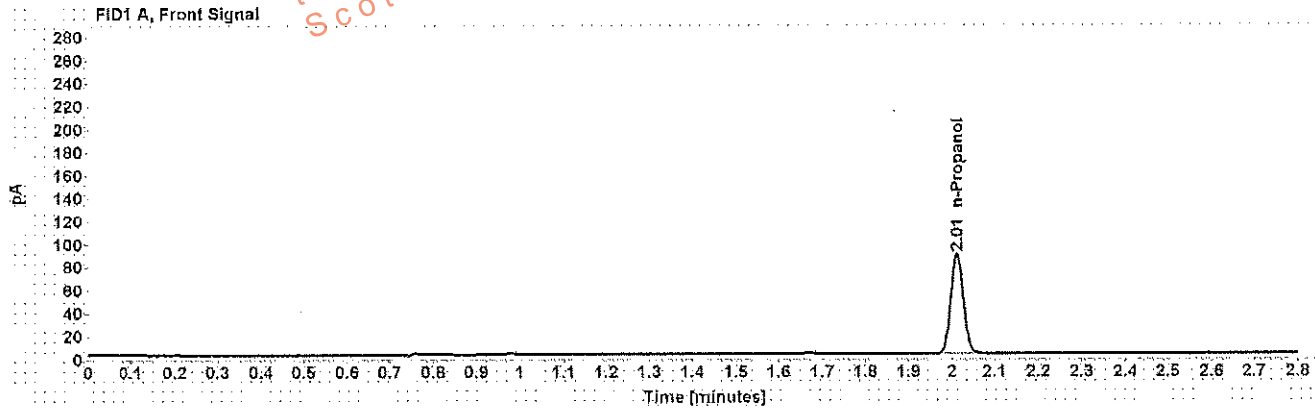


Table 1: FID 1 A (column DB-ALC1)

Compound	Amount (g/100mL)	Time (min)	Peak Area
n-Propanol	-----	2.012	177.562

Table 2: FID 2 B (column DB-ALC2)

Compound	Time (min)	Peak Area
n-Propanol	2.374	206.246

Scottsdale Police Department Crime Lab Volatiles Analysis

Sample: [REDACTED]	Item number: 1198076
Injection date: 3/5/2018 1:47:55 PM	Vial: 12
Method: ethanol quant.M	Sequence: 5Mar18
Instrument: US14173023 CN14160045	Analyst: Adrian
Data file: C:\Chem32\1\Data\5Mar18\12.D	

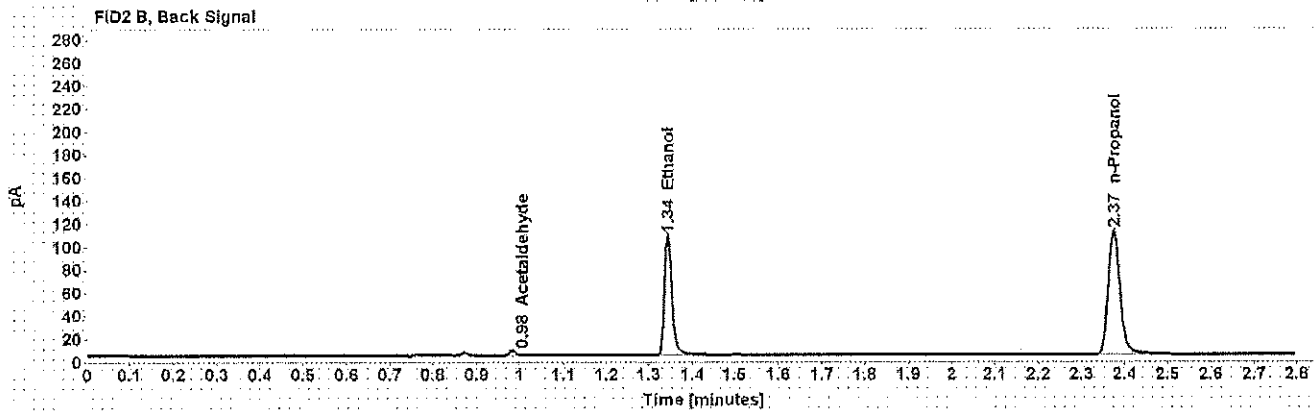
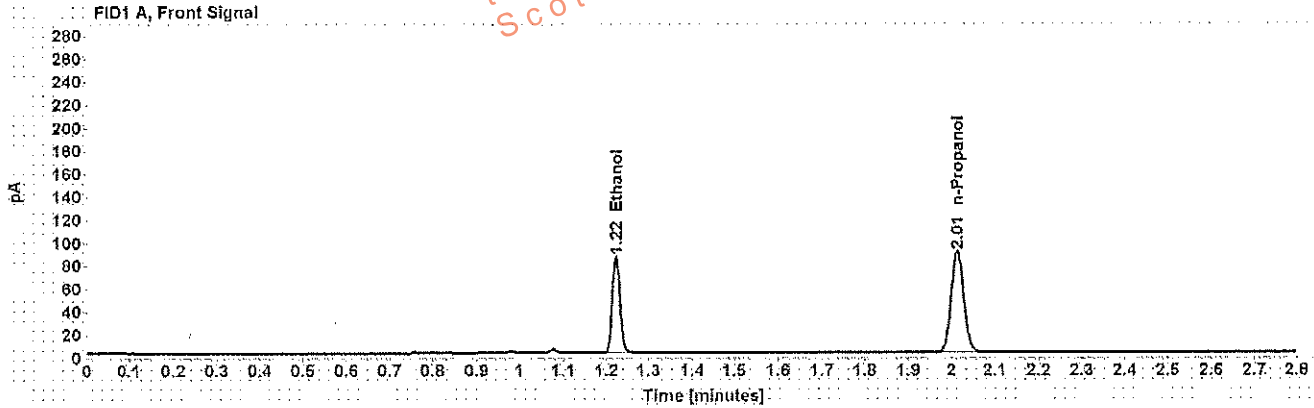


Table 1: FID 1 A (column DB-ALC1)

Compound	Amount (g/100mL)	Time (min)	Peak Area
>Ethanol	0.1645	1.223	107.618
n-Propanol	-----	2.013	179.871

Table 2: FID 2 B (column DB-ALC2)

Compound	Time (min)	Peak Area
Acetaldehyde	0.984	4.073
Ethanol	1.344	127.204
n-Propanol	2.375	210.004

Scottsdale Police Department Crime Lab Volatiles Analysis

Sample: [REDACTED]	Item number: 1198076
Injection date: 3/5/2018 1:52:10 PM	Vial: 13
Method: ethanol quant.M	Sequence: 5Mar18
Instrument: US14173023 CN14160045	Analyst: Adrian
Data file: C:\Chem3211\Data\5Mar18\13.D	

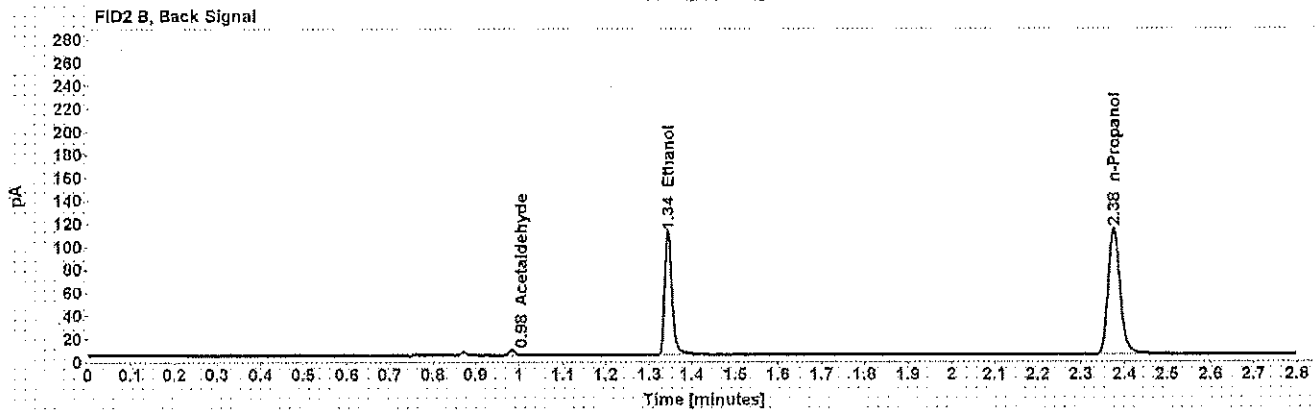
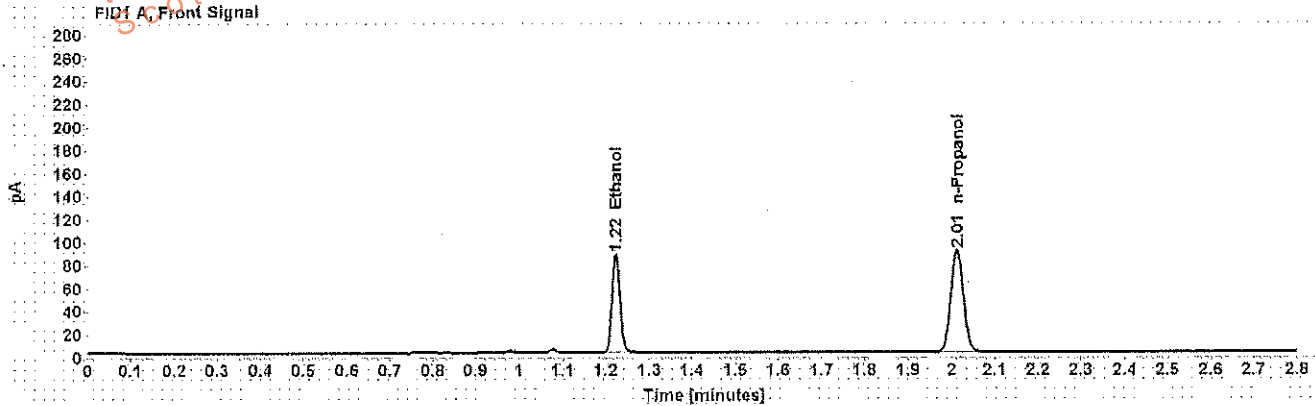


Table 1: FID 1 A (column DB-ALC1)

Compound	Amount (g/100mL)	Time (min)	Peak Area
>Ethanol	0.1662	1.223	110.123
n-Propanol	-----	2.013	182.130

Table 2: FID 2 B (column DB-ALC2)

Compound	Time (min)	Peak Area
Acetaldehyde	0.984	4.081
Ethanol	1.344	129.896
n-Propanol	2.375	212.666

Scottsdale Police Department Crime Lab Volatiles Analysis

Sample: [REDACTED]	Item number: 1198066
Injection date: 3/5/2018 1:56:10 PM	Vial: 14
Method: ethanol quant.M	Sequence: 5Mar18
Instrument: US14173023 CN14160045	Analyst: Adrian
Data file: C:\Chem32\1\Data\5Mar18\14.D	

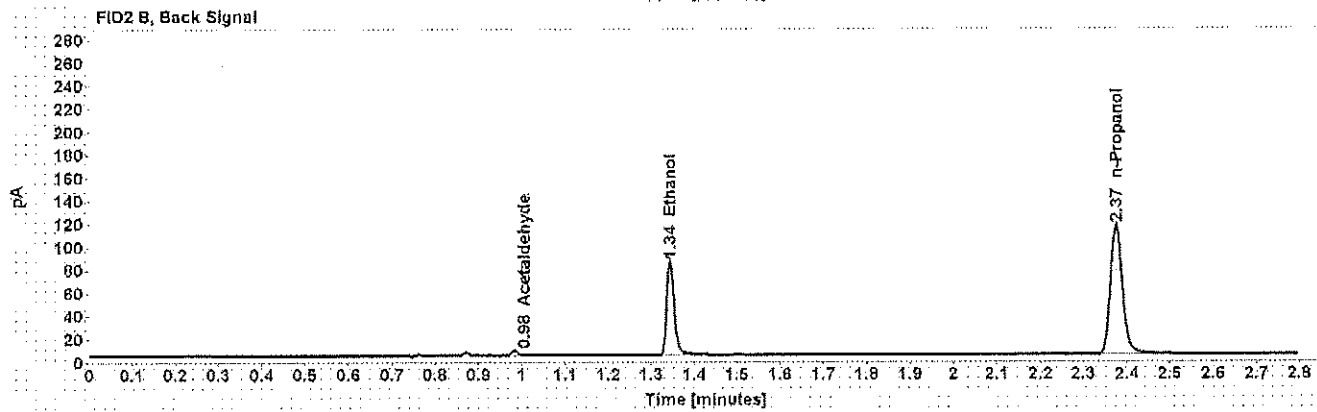
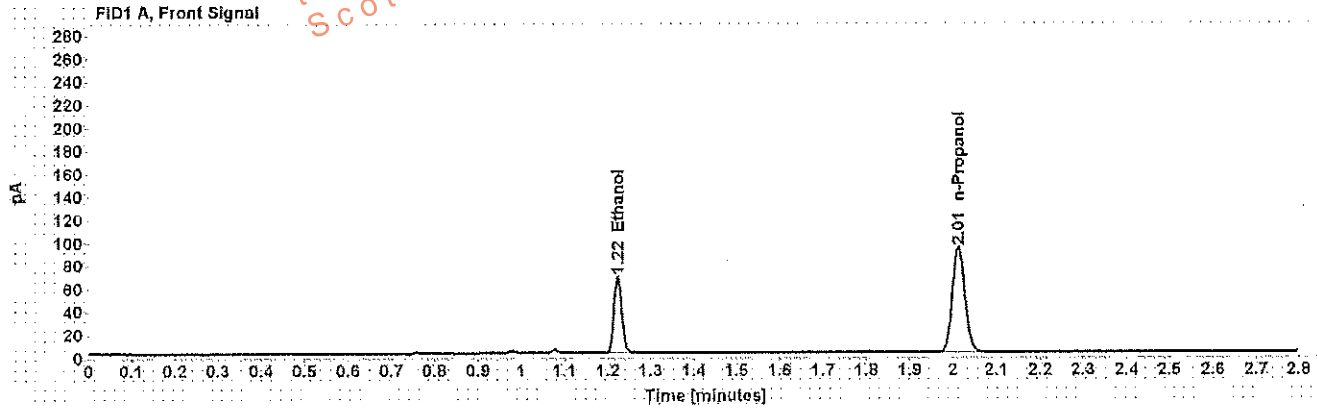


Table 1: FID 1 A (column DB-ALC1)

Compound	Amount (g/100mL)	Time (min)	Peak Area
>Ethanol	0.1252	1.223	85.039
n-Propanol	-----	2.013	186.534

Table 2: FID 2 B (column DB-ALC2)

Compound	Time (min)	Peak Area
Acetaldehyde	0.984	3.990
Ethanol	1.344	99.280
n-Propanol	2.375	217.651

Scottsdale Police Department Crime Lab Volatiles Analysis

Sample: [REDACTED]	Item number: 1198066
Injection date: 3/5/2018 2:00:10 PM	Vial: 15
Method: ethanol quant.M	Sequence: 5Mar18
Instrument: US14173023 CN14160045	Analyst: Adrian
Data file: C:\Chem32\1\Data\5Mar18\15.D	

Dissemination is restricted to Criminal Justice Agencies and authorized Non-C.J. Agencies ONLY. Secondary dissemination to unauthorized agencies is PROHIBITED.
Scottsdale City Prosecutor

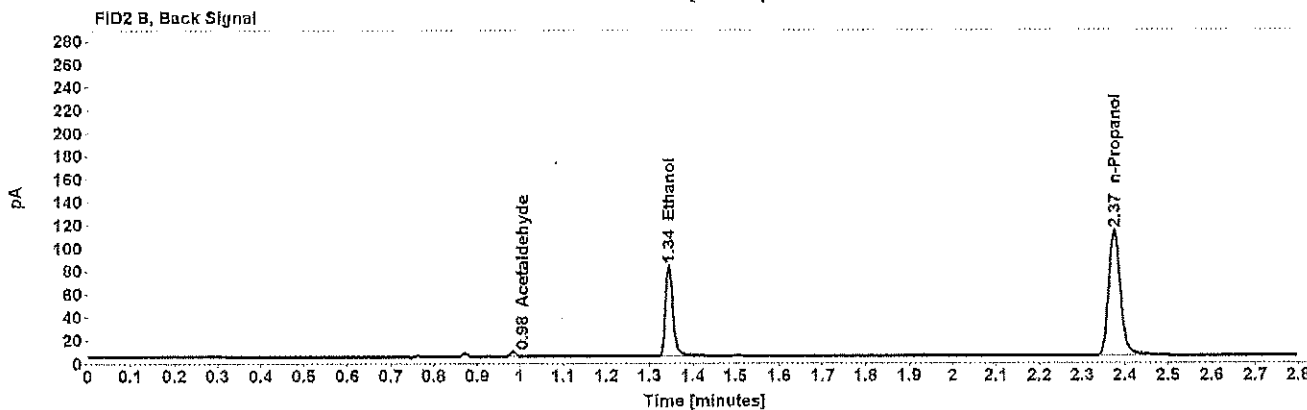
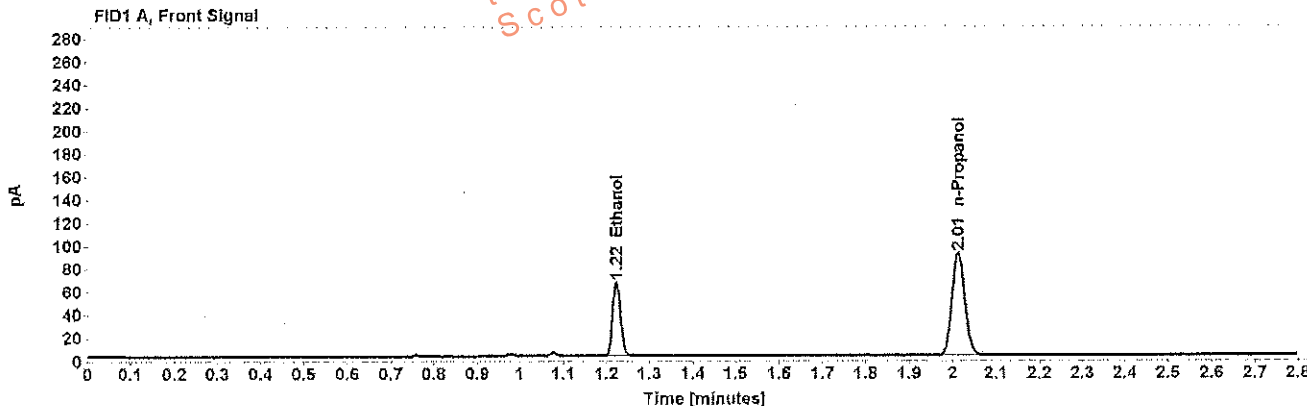


Table 1: FID 1 A (column DB-ALC1)

Compound	Amount (g/100mL)	Time (min)	Peak Area
>Ethanol	0.1251	1.223	82.543
n-Propanol	-----	2.013	181.265

Table 2: FID 2 B (column DB-ALC2)

Compound	Time (min)	Peak Area
Acetaldehyde	0.984	3.942
Ethanol	1.344	96.658
n-Propanol	2.375	211.252

Scottsdale Police Department Crime Lab Volatiles Analysis

Sample: [REDACTED]	Item number: 1197935
Injection date: 3/5/2018 2:04:10 PM	Vial: 16
Method: ethanol quant.M	Sequence: 5Mar18
Instrument: US14173023 CN14160045	Analyst: Adrian
Data file: C:\Chem3211\Data\5Mar18\16.D	

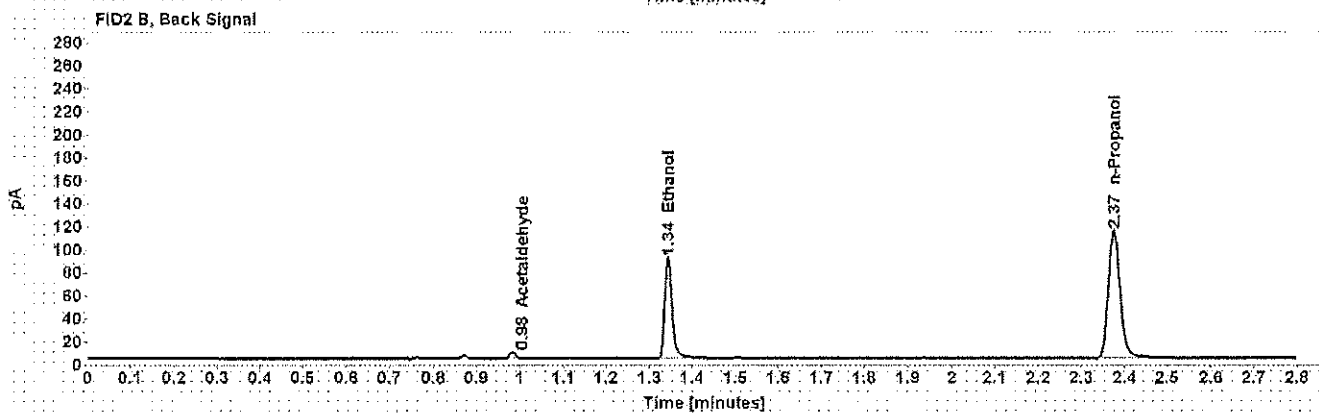
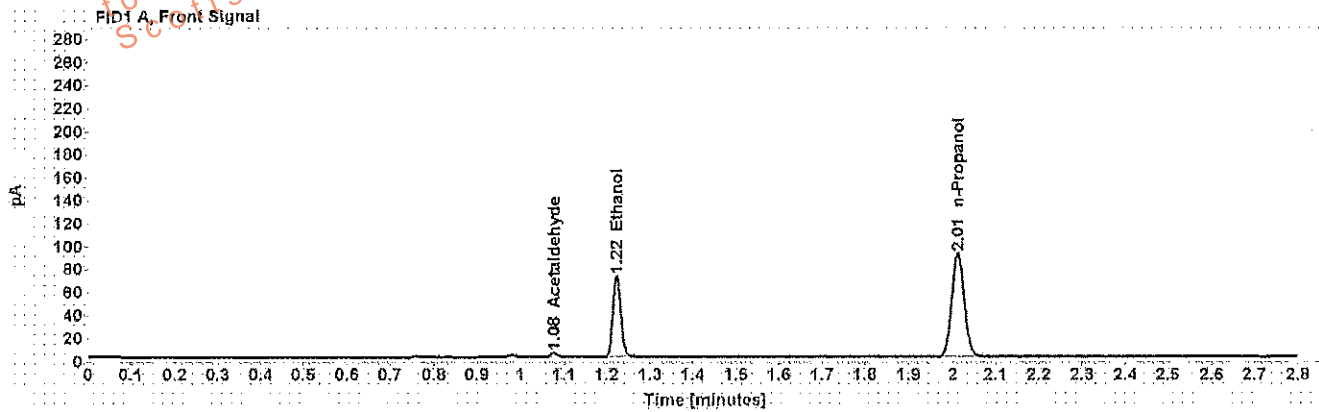


Table 1: FID 1 A (column DB-ALC1)

Compound	Amount (g/100mL)	Time (min)	Peak Area
Acetaldehyde	-----	1.077	3.887
>Ethanol	0.1359	1.223	90.735
n-Propanol	-----	2.012	183.385

Table 2: FID 2 B (column DB-ALC2)

Compound	Time (min)	Peak Area
Acetaldehyde	0.983	4.923
Ethanol	1.343	106.476
n-Propanol	2.374	214.289

Scottsdale Police Department Crime Lab Volatiles Analysis

Sample: [REDACTED]	Item number: 1197935
Injection date: 3/5/2018 2:08:10 PM	Vial: 17
Method: ethanol quant.M	Sequence: 5Mar18
Instrument: US14173023 CN14160049	Analyst: Adrian
Data file: C:\Chem32\1\Data\5Mar18\17.D	

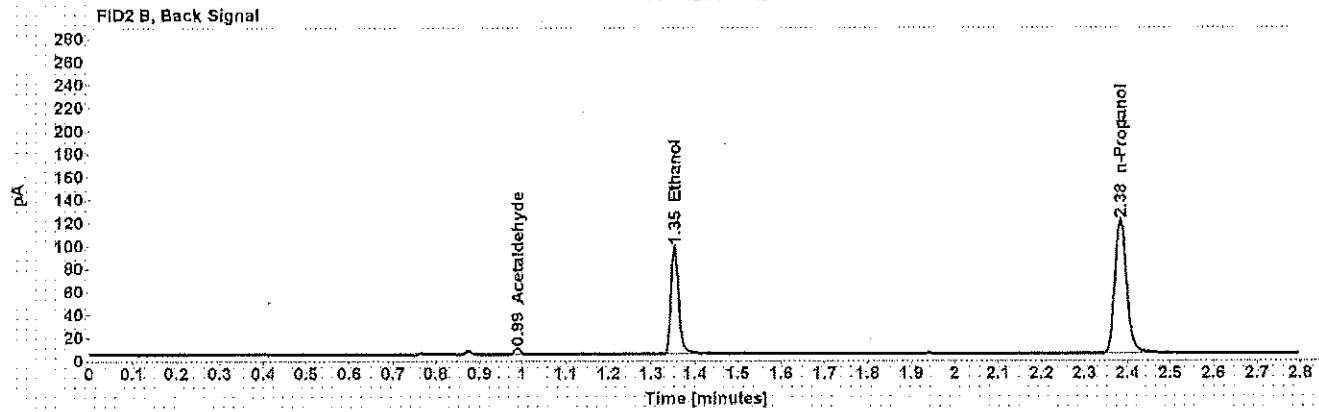
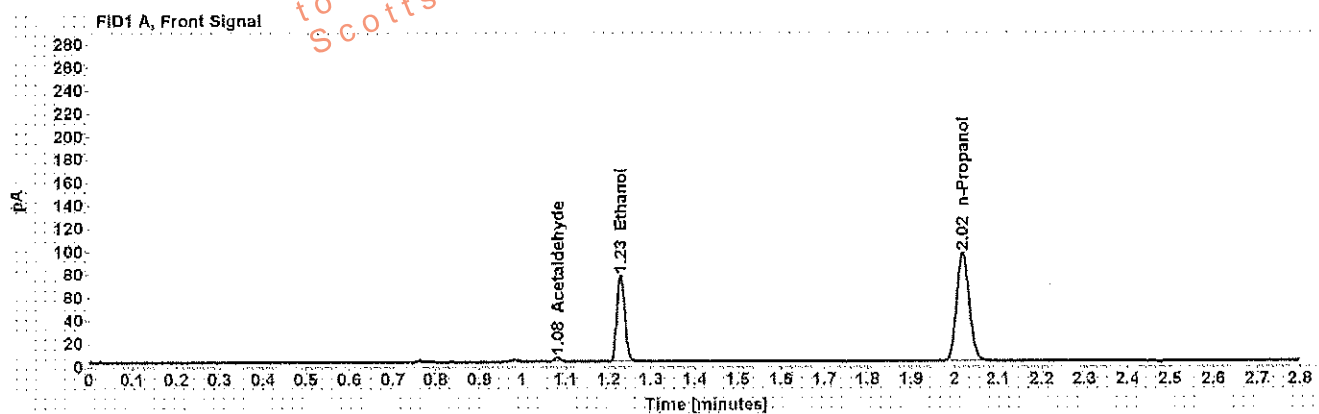


Table 1: FID 1 A (column DB-ALC1)

Compound	Amount (g/100mL)	Time (min)	Peak Area
Acetaldehyde	-----	1.081	3.909
>Ethanol	0.1400	1.229	97.940
n-Propanol	-----	2.019	192.268

Table 2: FID 2 B (column DB-ALC2)

Compound	Time (min)	Peak Area
Acetaldehyde	0.988	4.906
Ethanol	1.353	115.924
n-Propanol	2.383	224.413

Scottsdale Police Department Crime Lab Volatiles Analysis

Sample:	[REDACTED]	Item number:	1200620
Injection date:	3/5/2018 2:12:10 PM	Vial:	18
Method:	ethanol quant.M	Sequence:	5Mar18
Instrument:	US14173023 CN14160045	Analyst:	Adrian
Data file:	C:\Chem32\11\Data\5Mar18\18.D		

Dissemination is restricted to Criminal Justice Agencies and authorized personnel only. Dissemination to unauthorized agencies is PROHIBITED.

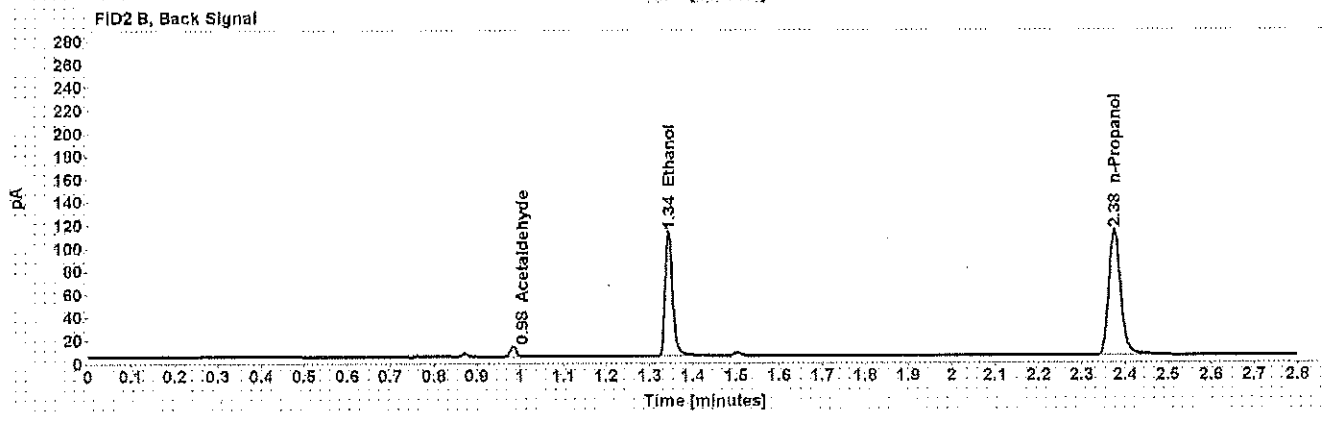
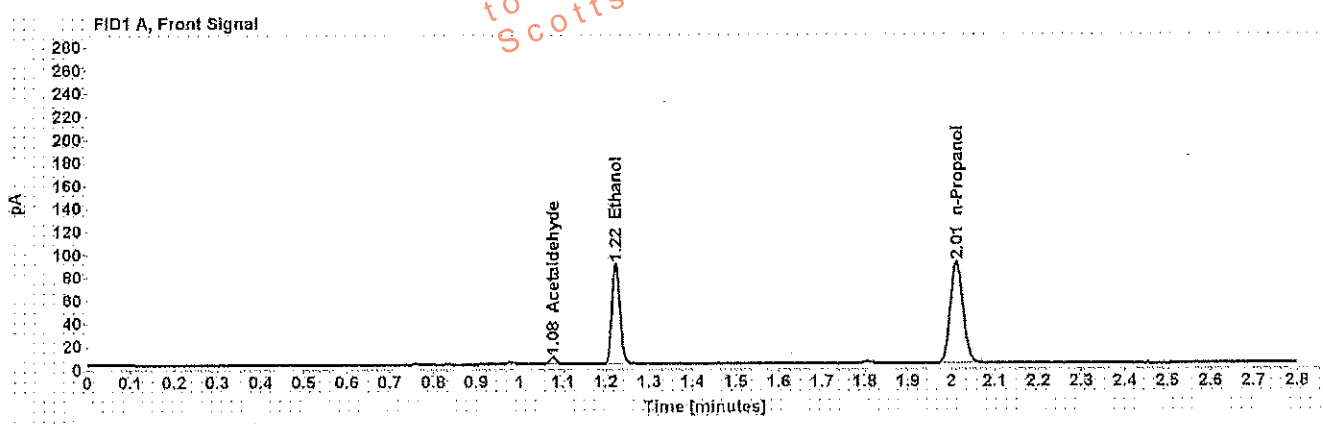


Table 1: FID 1 A (column DB-ALC1)

Compound	Amount (g/100mL)	Time (min)	Peak Area
Acetaldehyde	-----	1.077	6.496
>Ethanol	0.1696	1.223	111.514
n-Propanol	-----	2.013	180.795

Table 2: FID 2 B (column DB-ALC2)

Compound	Time (min)	Peak Area
Acetaldehyde	0.984	8.154
Ethanol	1.344	131.003
n-Propanol	2.375	211.057

Scottsdale Police Department Crime Lab Volatiles Analysis

Sample: [REDACTED]	Item number: 1200620
Injection date: 3/5/2018 2:16:25 PM	Vial: 19
Method: ethanol quant.M	Sequence: 5Mar18
Instrument: US14173023 CN14160045	Analyst: Adrian
Data file: C:\Chem32\11\Data\5Mar18\19.D	

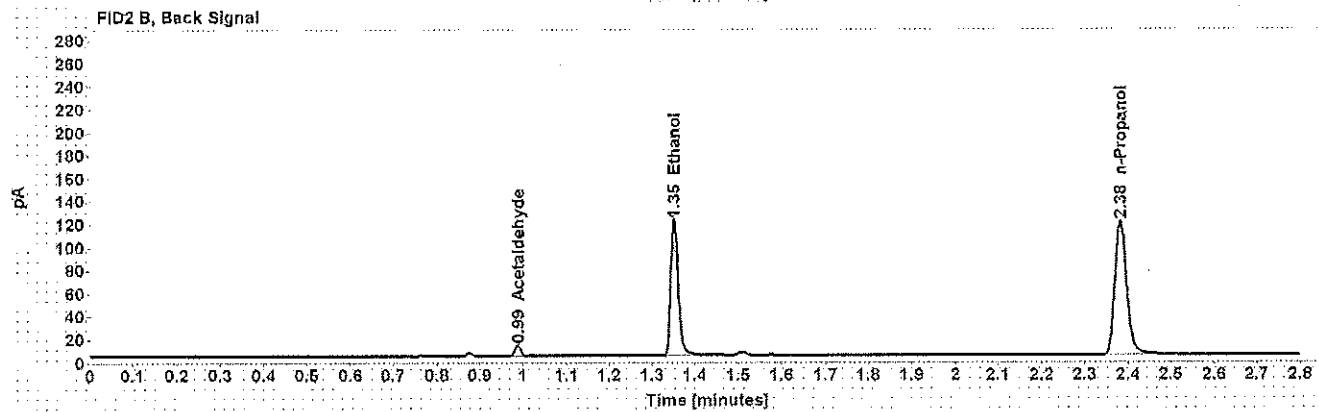
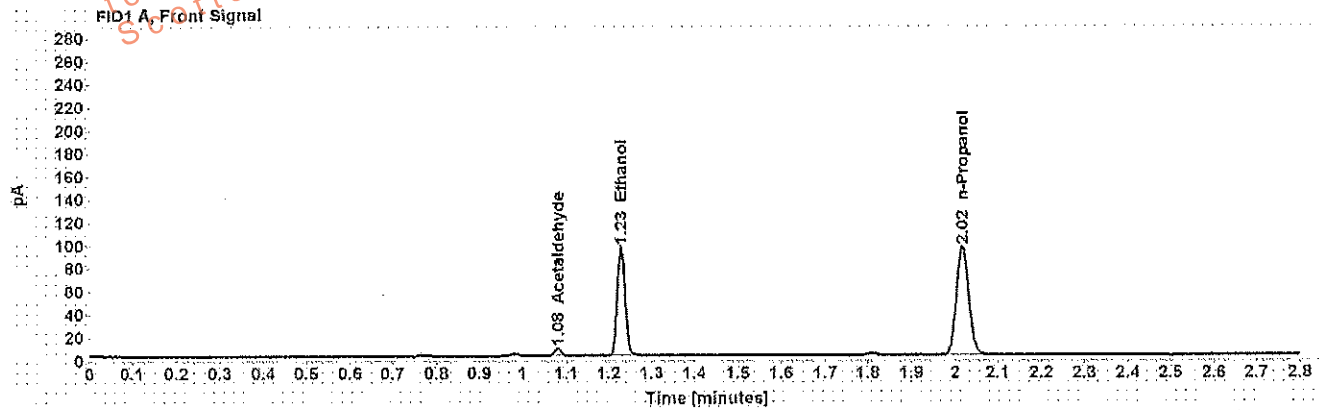


Table 1: FID 1 A (column DB-ALC1)

Compound	Amount (g/100mL)	Time (min)	Peak Area
Acetaldehyde	-----	1.080	6.714
>Ethanol	0.1750	1.228	122.722
n-Propanol	-----	2.018	192.847

Table 2: FID 2 B (column DB-ALC2)

Compound	Time (min)	Peak Area
Acetaldehyde	0.988	8.461
Ethanol	1.352	145.189
n-Propanol	2.382	225.695

Scottsdale Police Department Crime Lab Volatiles Analysis

Sample:	[REDACTED]	Item number:	1200621
Injection date:	3/5/2018 2:24:25 PM	Vial:	21
Method:	ethanol quant M	Sequence:	5Mar18
Instrument:	US14173023 CN14160045	Analyst:	Adrian
Data file:	C:\Chem3211\Data\5Mar18\21.D		

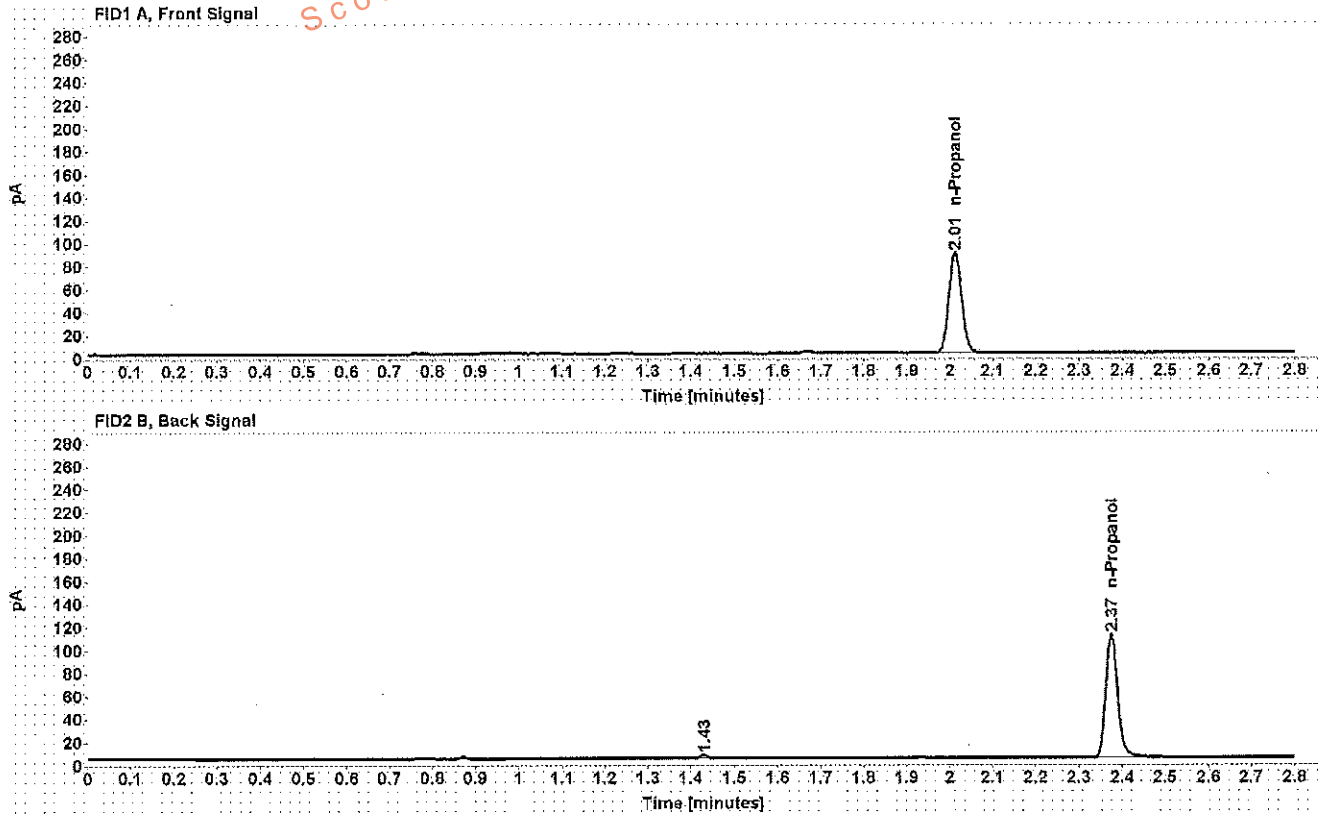


Table 1: FID 1 A (column DB-ALC1)

Compound	Amount (g/100mL)	Time (min)	Peak Area
n-Propanol	-----	2.012	178.712

Table 2: FID 2 B (column DB-ALC2)

Compound	Time (min)	Peak Area
n-Propanol	2.375	208.450

Scottsdale Police Department Crime Lab Volatiles Analysis

Sample:	[REDACTED]	Item number:	1200621
Injection date:	3/5/2018 2:28:25 PM	Vial:	22
Method:	ethanol quant.M	Sequence:	5Mar18
Instrument:	US14173023 CN14160045	Analyst:	Adrian
Data file:	C:\Chem32\1\Data\5Mar18\22.D		

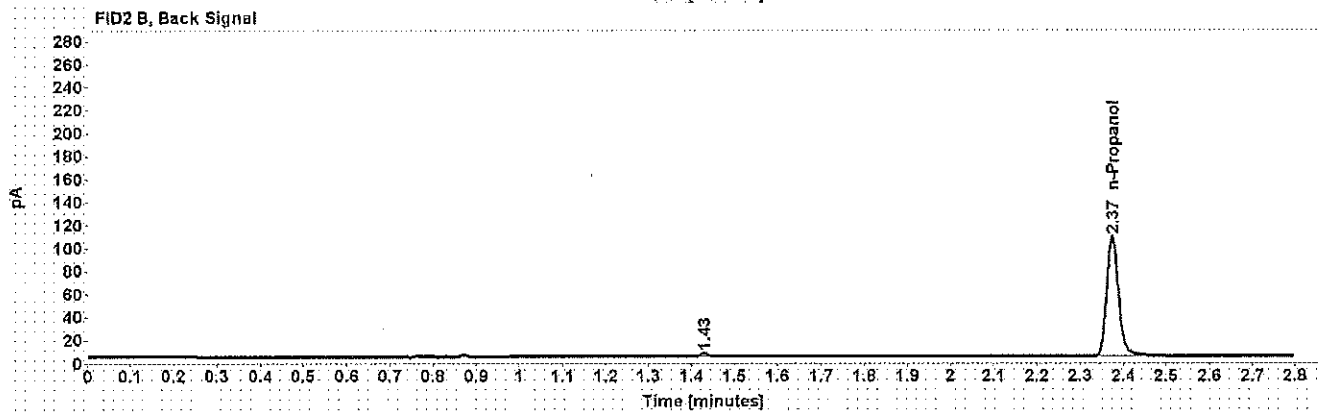
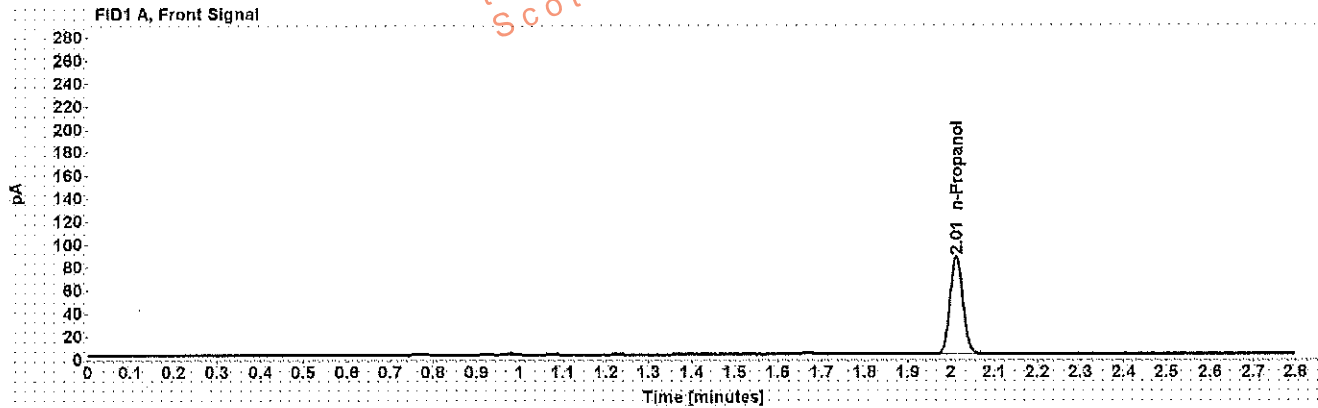


Table 1: FID 1 A (column DB-ALC1)

Compound	Amount (g/100mL)	Time (min)	Peak Area
n-Propanol	-----	2.012	173.486

Table 2: FID 2 B (column DB-ALC2)

Compound	Time (min)	Peak Area
n-Propanol	2.374	202.151

Scottsdale Police Department Crime Lab Volatiles Analysis

Sample: [REDACTED]	Item number: 1197704
Injection date: 3/5/2018 2:32:25 PM	Vial: 23
Method: ethanol quant.M	Sequence: 5Mar18
Instrument: US14173023 CN14160045	Analyst: Adrian
Data file: C:\Chem3211\Data\5Mar18\23.D	

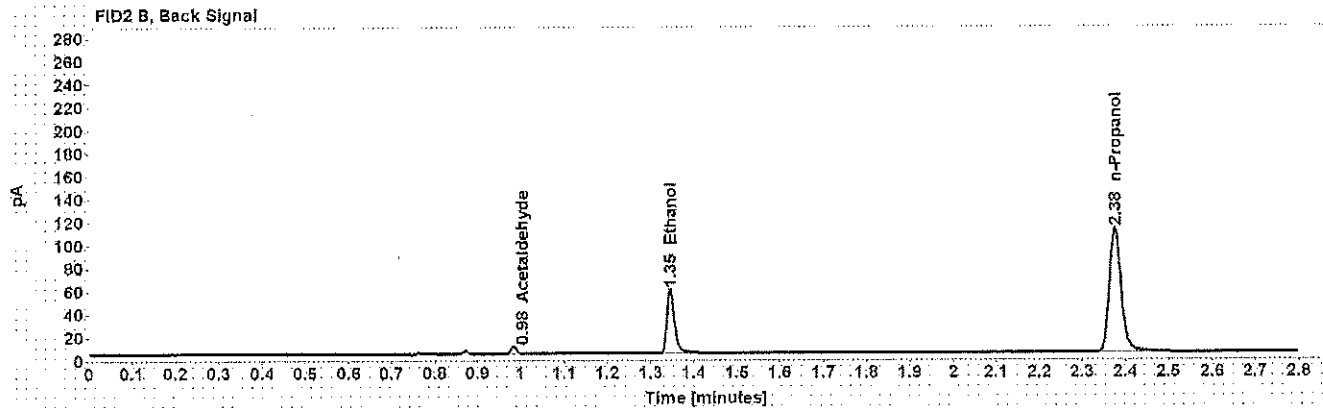
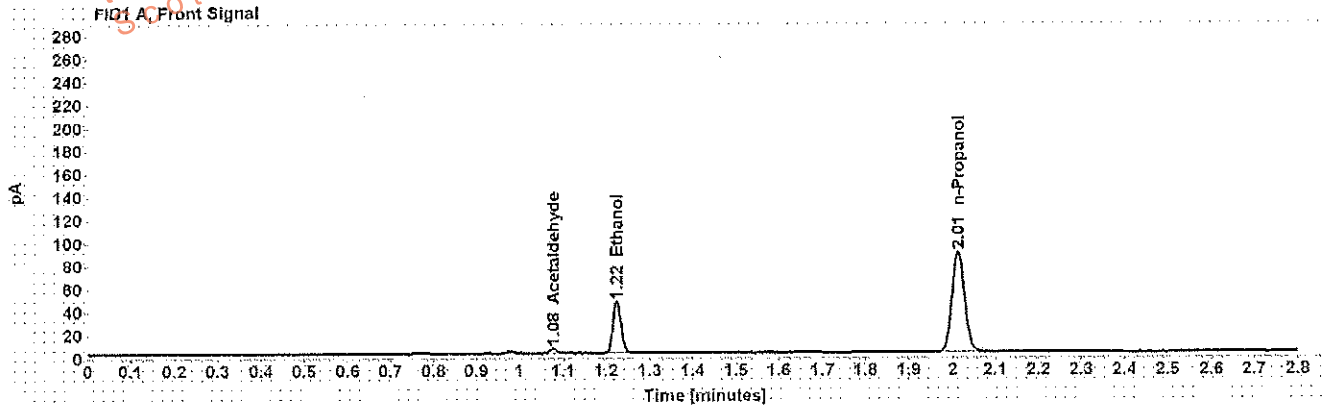


Table 1: FID 1 A (column DB-ALC1)

Compound	Amount (g/100mL)	Time (min)	Peak Area
Acetaldehyde	-----	1.077	4.452
>Ethanol	0.0891	1.224	58.058
n-Propanol	-----	2.013	178.605

Table 2: FID 2 B (column DB-ALC2)

Compound	Time (min)	Peak Area
Acetaldehyde	0.984	5.588
Ethanol	1.346	67.427
n-Propanol	2.376	208.370

Scottsdale Police Department Crime Lab Volatiles Analysis

Sample: [REDACTED]	Item number: 1197704
Injection date: 3/5/2018 2:36:25 PM	Vial: 24
Method: ethanol quant.M	Sequence: 5Mar18
Instrument: US14173023 CN14160045	Analyst: Adrian
Data file: C:\Chem32\1\Data\5Mar18\24.D	

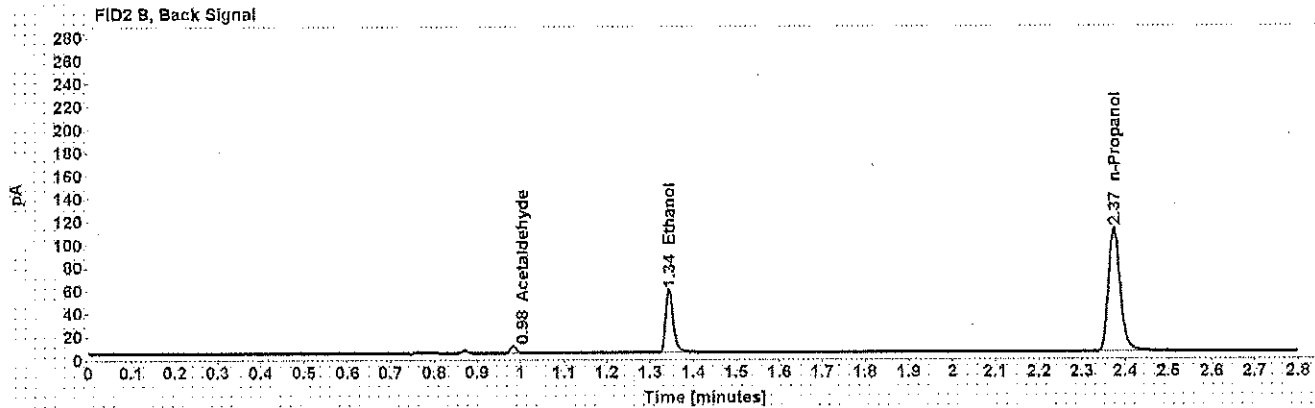
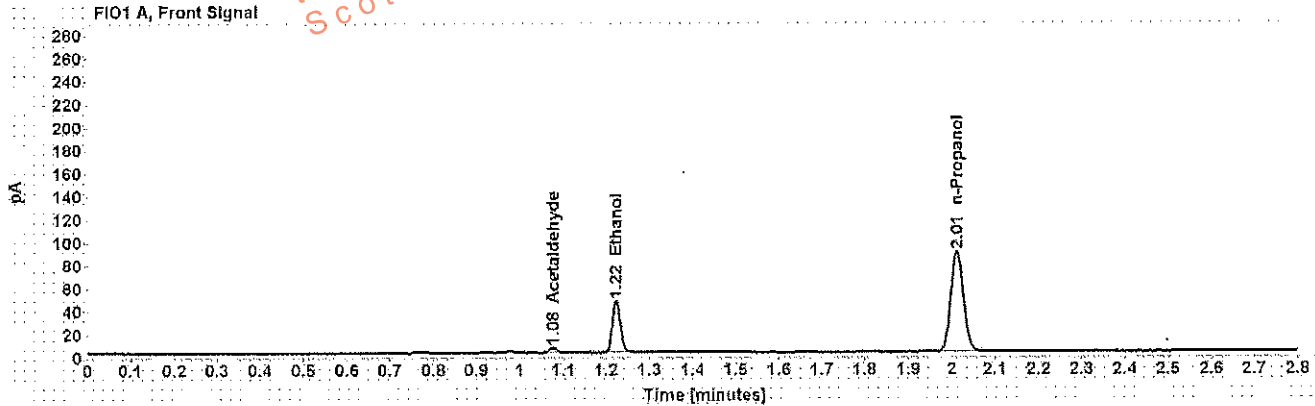


Table 1: FID 1 A (column DB-ALC1)

Compound	Amount (g/100mL)	Time (min)	Peak Area
Acetaldehyde	-----	1.077	4.442
>Ethanol	0.0890	1.223	57.855
n-Propanol	-----	2.012	178.165

Table 2: FID 2 B (column DB-ALC2)

Compound	Time (min)	Peak Area
Acetaldehyde	0.983	5.640
Ethanol	1.344	67.385
n-Propanol	2.374	208.075

Scottsdale Police Department Crime Lab Volatiles Analysis

Sample:	[REDACTED]	Item number:	1197540
Injection date:	3/5/2018 2:40:40 PM	Vial:	25
Method:	ethanol quant.M	Sequence:	5Mar18
Instrument:	US14173023 CN14160045	Analyst:	Adrian
Data file:	C:\Chem32\1\Data\5Mar18\25.D		

Dissemination is restricted to Criminal Justice Agencies and authorized Non-C.J. Agencies ONLY. Secondary dissemination to unauthorized agencies is PROHIBITED.

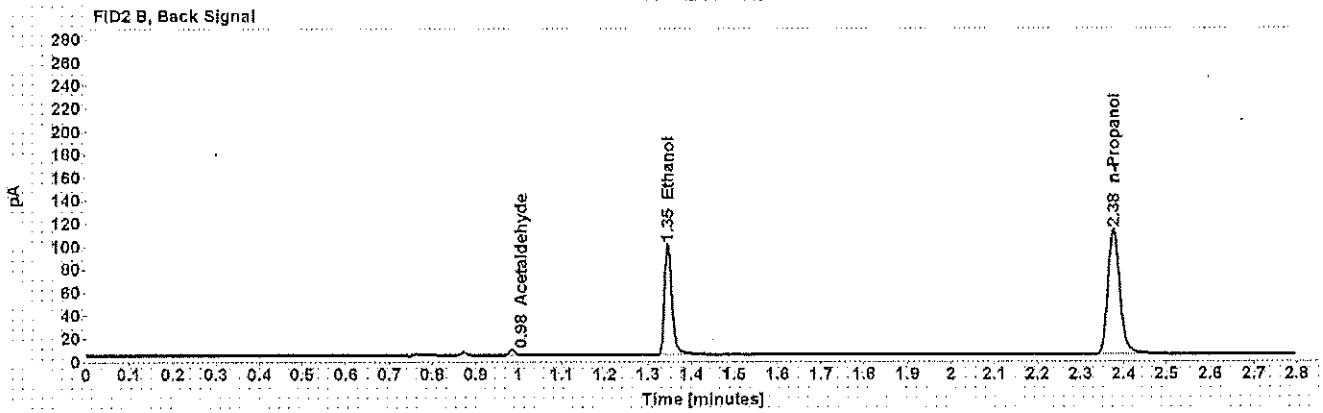
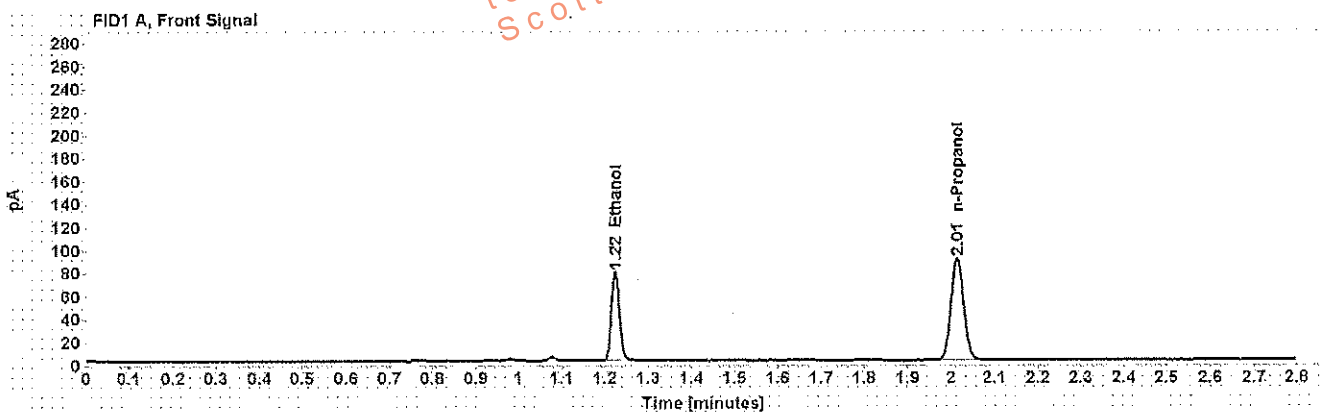


Table 1: FID 1 A (column DB-ALC1)

Compound	Amount (g/100mL)	Time (min)	Peak Area
>Ethanol	0.1518	1.224	99.476
n-Propanol	-----	2.014	180.161

Table 2: FID 2 B (column DB-ALC2)

Compound	Time (min)	Peak Area
Acetaldehyde	0.985	4.151
Ethanol	1.348	117.503
n-Propanol	2.377	210.432

Scottsdale Police Department Crime Lab Volatiles Analysis

Sample: [REDACTED]	Item number: 1197540
Injection date: 3/5/2018 2:44:41 PM	Vial: 26
Method: ethanol quant.M	Sequence: 5Mar18
Instrument: OS14173023 CN14160045	Analyst: Adrian
Data file: C:\Chem32\1\Data\5Mar18\26.D	

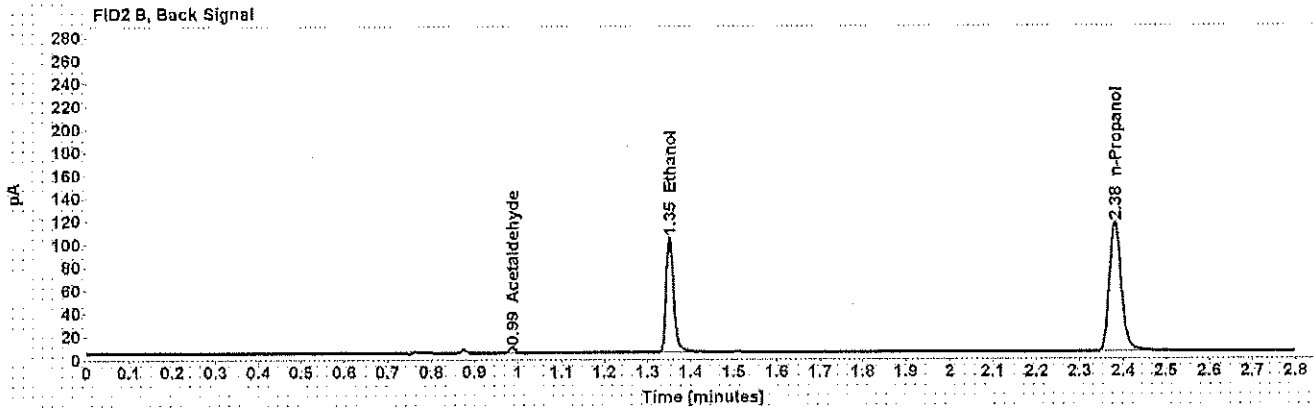
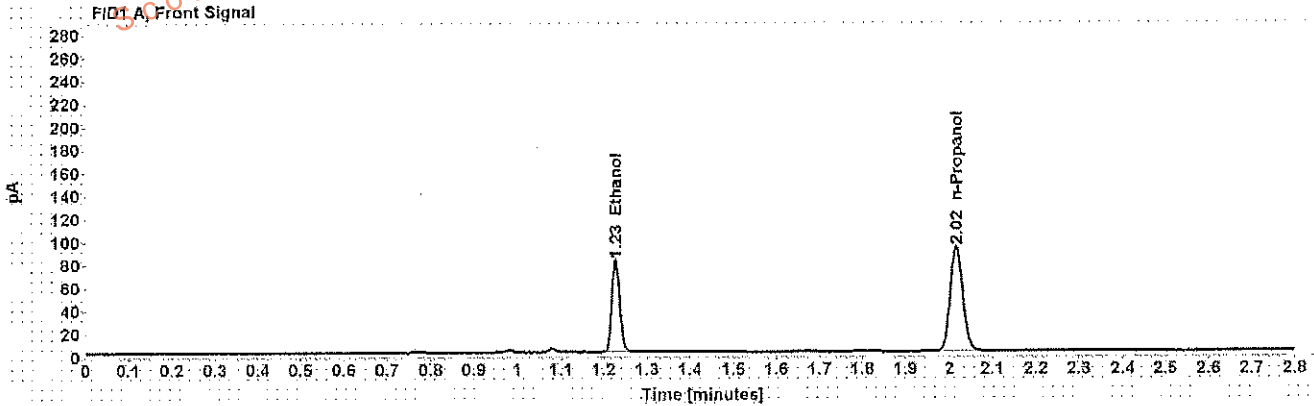


Table 1: FID 1 A (column DB-ALC1)

Compound	Amount (g/100mL)	Time (min)	Peak Area
>Ethanol	0.1538	1.228	103.948
n-Propanol	-----	2.017	185.747

Table 2: FID 2 B (column DB-ALC2)

Compound	Time (min)	Peak Area
Acetaldehyde	0.987	4.257
Ethanol	1.351	123.281
n-Propanol	2.381	217.189

Scottsdale Police Department Crime Lab Volatiles Analysis

Sample:	[REDACTED]	Item number:	1197375
Injection date:	3/5/2018 2:48:40 PM	Vial:	27
Method:	ethanol quant.M	Sequence:	5Mar18
Instrument:	US14173023 CN14160045	Analyst:	Adrian
Data file:	C:\Chem3211\Data\5Mar18\27.D		

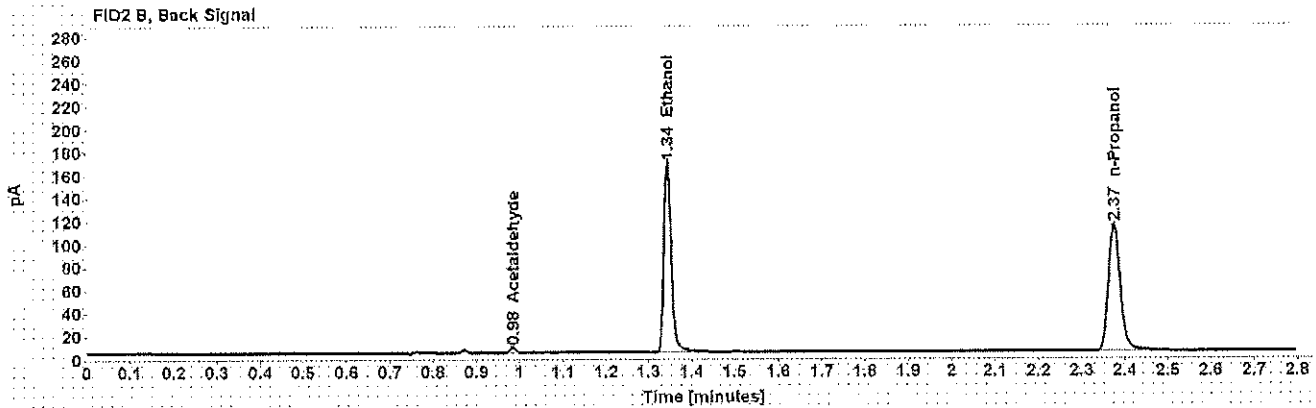
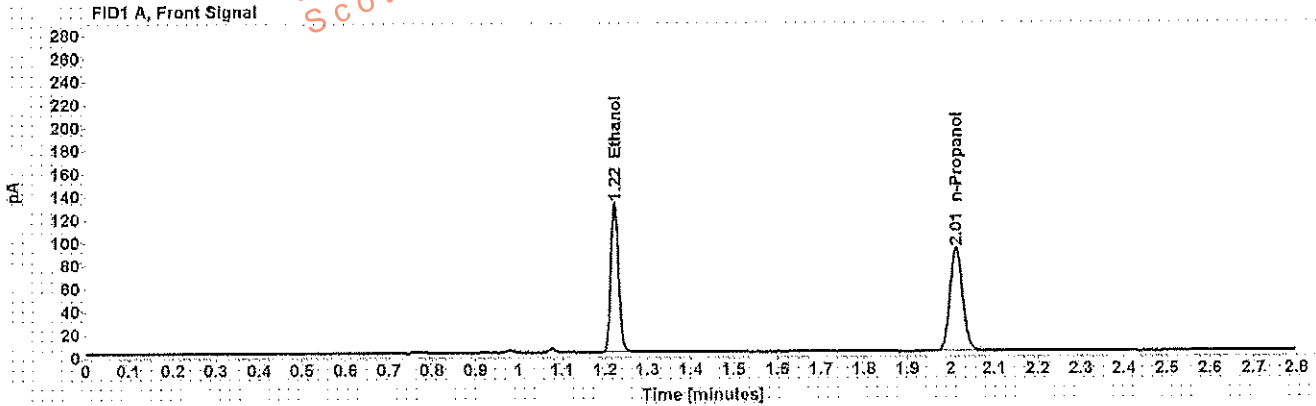


Table 1: FID 1 A (column DB-ALC1)

Compound	Amount (g/100mL)	Time (min)	Peak Area
>Ethanol	0.2514	1.223	167.068
n-Propanol	-----	2.013	182.889

Table 2: FID 2 B (column DB-ALC2)

Compound	Time (min)	Peak Area
Acetaldehyde	0.984	4.257
Ethanol	1.343	198.541
n-Propanol	2.375	214.314

Scottsdale Police Department Crime Lab Volatiles Analysis

Sample:	[REDACTED]	Item number:	1197375
Injection date:	3/5/2018 2:52:40 PM	Vial:	28
Method:	ethanol quant.M	Sequence:	5Mar18
Instrument:	US14173023 CN14160045	Analyst:	Adrian
Data file:	C:\Chem32\11\Data\5Mar18\28.D		

Dissemination is restricted to Criminal Justice Agencies and authorized Non-C.J. Agencies ONLY. Secondary dissemination to unauthorized agencies is PROHIBITED.
Scottsdale City Prosecutor

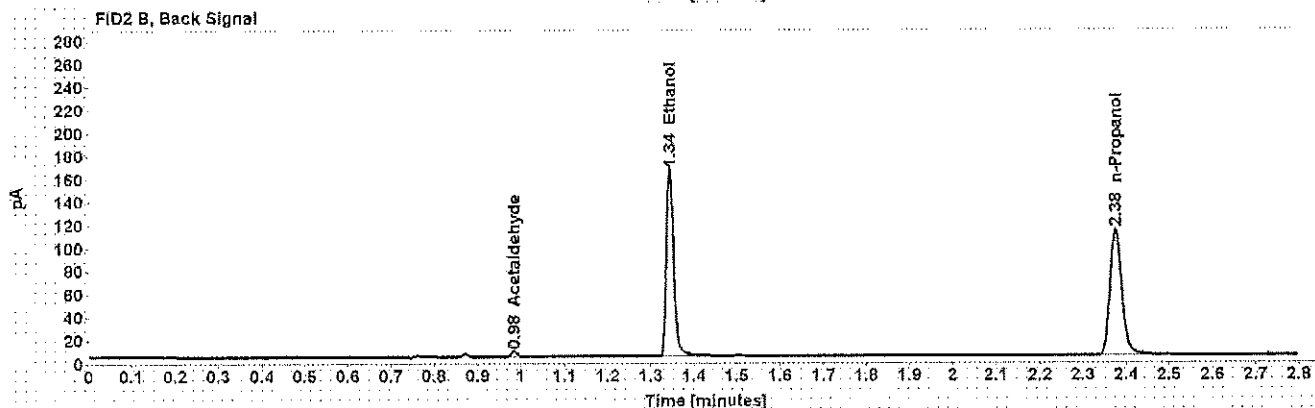
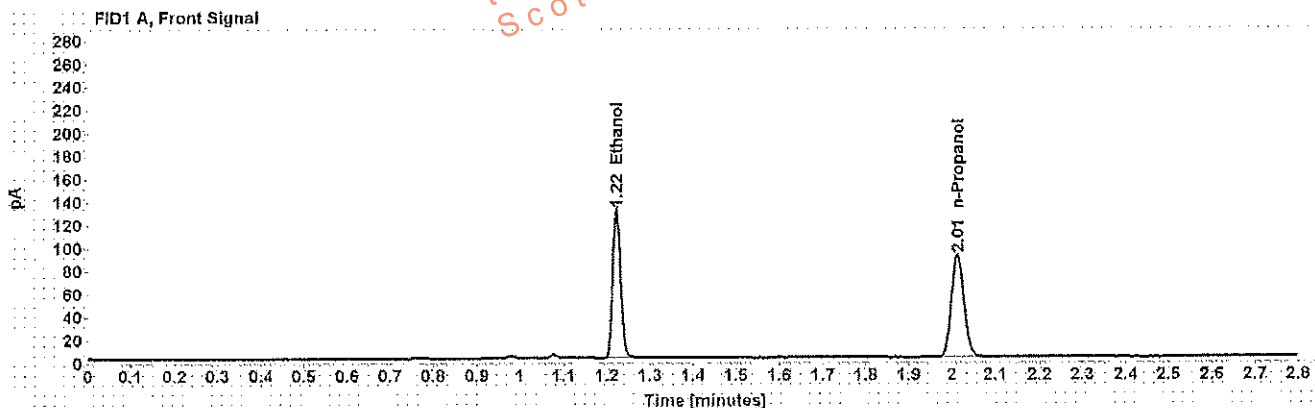


Table 1: FID 1 A (column DB-ALC1)

Compound	Amount (g/100mL)	Time (min)	Peak Area
>Ethanol	0.2516	1.223	165.435
n-Propanol	-----	2.013	180.978

Table 2: FID 2 B (column DB-ALC2)

Compound	Time (min)	Peak Area
Acetaldehyde	0.984	4.260
Ethanol	1.344	196.250
n-Propanol	2.375	211.824

Case: [REDACTED] User: wadrian 3/6/2018

Scottsdale Police Department Crime Lab Volatiles Analysis

Sample:	[REDACTED]	Item number:	1196746
Injection date:	3/5/2018 2:56:40 PM	Vial:	29
Method:	ethanol quant.M	Sequence:	5Mar18
Instrument:	US14173023 CN14160045	Analyst:	Adrian
Data file:	C:\Chem3211\Data\5Mar18\29.D		

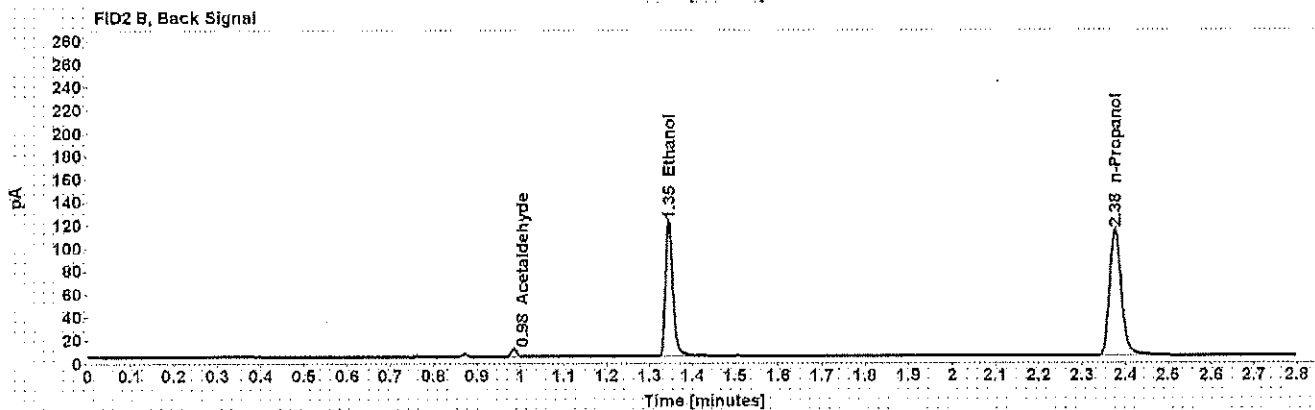
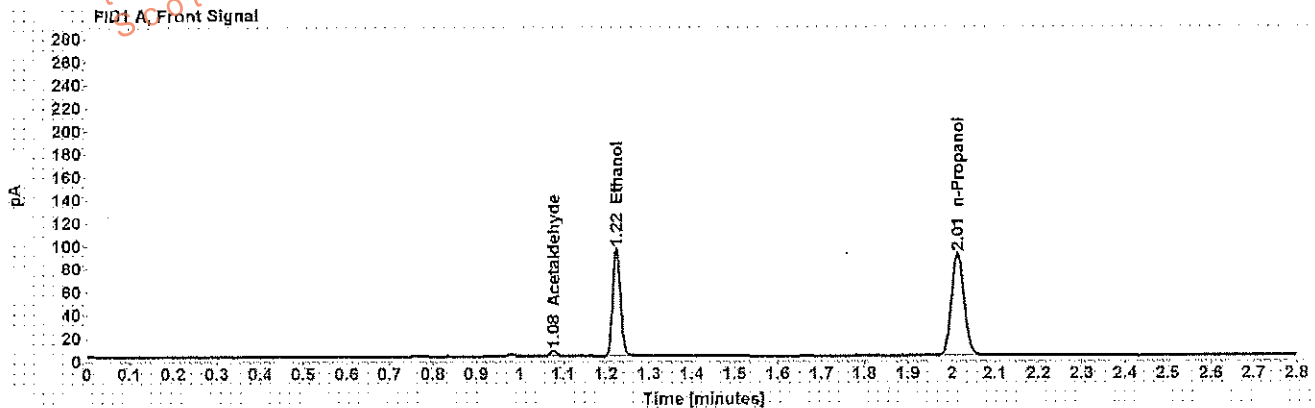


Table 1: FID 1 A (column DB-ALC1)

Compound	Amount (g/100mL)	Time (min)	Peak Area
Acetaldehyde	-----	1.077	4.893
>Ethanol	0.1827	1.224	120.425
n-Propanol	-----	2.014	181.245

Table 2: FID 2 B (column DB-ALC2)

Compound	Time (min)	Peak Area
Acetaldehyde	0.985	6.117
Ethanol	1.345	142.450
n-Propanol	2.376	212.042

Scottsdale Police Department Crime Lab Volatiles Analysis

Sample: [REDACTED]	Item number: 1196746
Injection date: 3/5/2018 3:00:40 PM	Vial: 30
Method: ethanol quant.M	Sequence: 5Mar18
Instrument: US14173023 CN14160045	Analyst: Adrian
Data file: C:\Chem321\1Data\5Mar18\30.D	

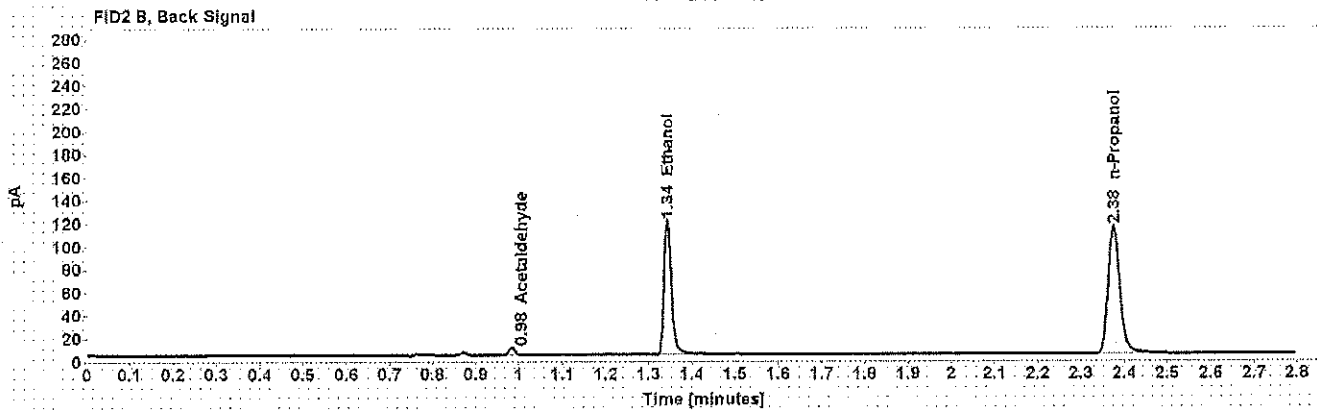
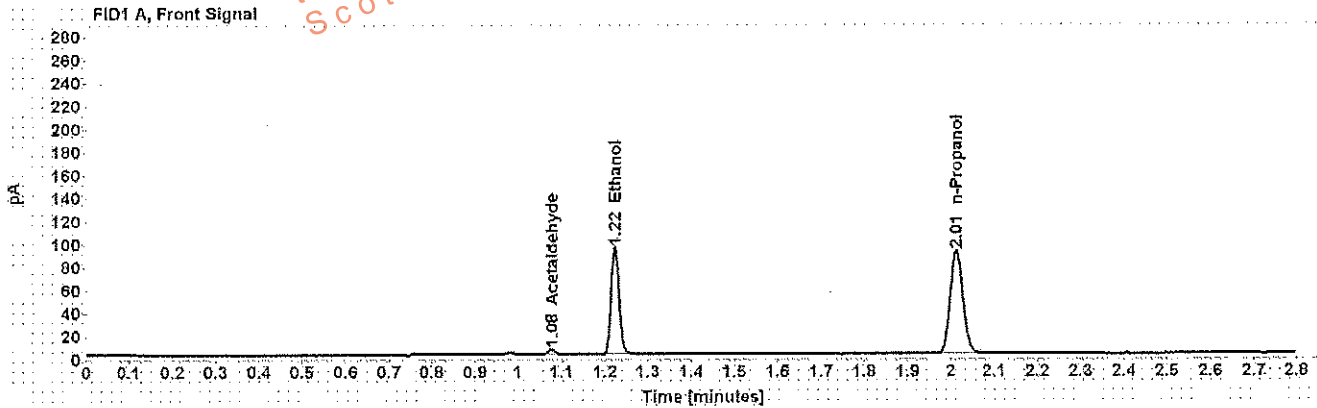


Table 1: FID 1 A (column DB-ALC1)

Compound	Amount (g/100mL)	Time (min)	Peak Area
Acetaldehyde	-----	1.077	4.555
>Ethanol	0.1797	1.223	119.570
n-Propanol	-----	2.013	182.995

Table 2: FID 2 B (column DB-ALC2)

Compound	Time (min)	Peak Area
Acetaldehyde	0.984	5.724
Ethanol	1.344	141.850
n-Propanol	2.375	213.917

Scottsdale Police Department Crime Lab Volatiles Analysis

Sample: [REDACTED]	Item number: 1200948
Injection date: 3/5/2018 3:08:55 PM	Vial: 32
Method: ethanol quant.M	Sequence: 5Mar18
Instrument: US14173023 CN14160045	Analyst: Adrian
Data file: C:\Chem32\1\Data\5Mar18\32.D	

Dissemination is restricted to Criminal Justice Agencies and authorized Non-C.J. Agencies ONLY. Secondary dissemination to unauthorized agencies is PROHIBITED.
Scottsdale City Prosecutor

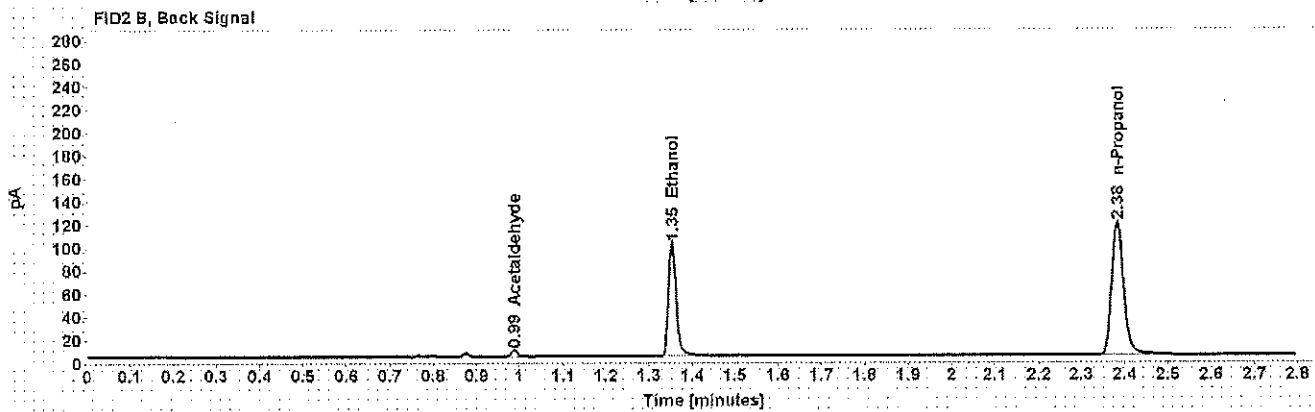
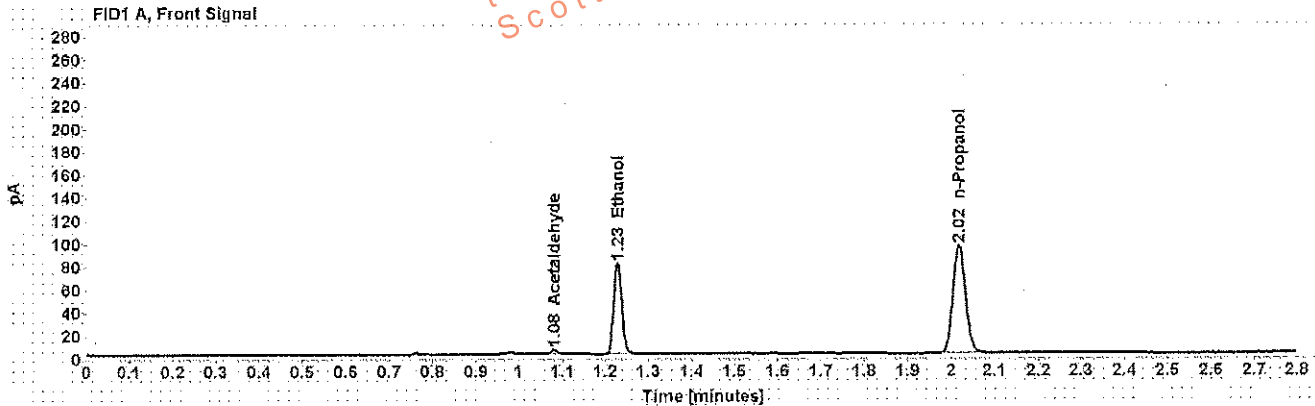


Table 1: FID 1 A (column DB-ALC1)

Compound	Amount (g/100mL)	Time (min)	Peak Area
Acetaldehyde	-----	1.081	4.043
>Ethanol	0.1485	1.229	103.309
n-Propanol	-----	2.018	191.222

Table 2: FID 2 B (column DB-ALC2)

Compound	Time (min)	Peak Area
Acetaldehyde	0.988	5.052
Ethanol	1.353	122.222
n-Propanol	2.383	224.104

Scottsdale Police Department Crime Lab Volatiles Analysis

Sample: [REDACTED]	Item number: 1200948
Injection date: 3/5/2018 3:12:55 PM	Vial: 33
Method: ethanol.quant.M	Sequence: 5Mar18
Instrument: US14173023 CN14160045	Analyst: Adrian
Data file: C:\Chem3211\Data\5Mar18\33.D	

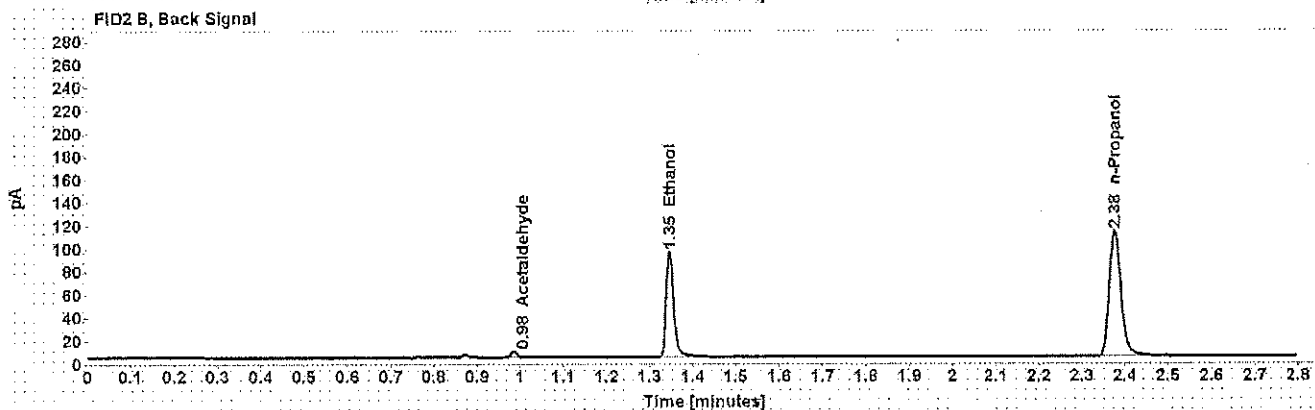
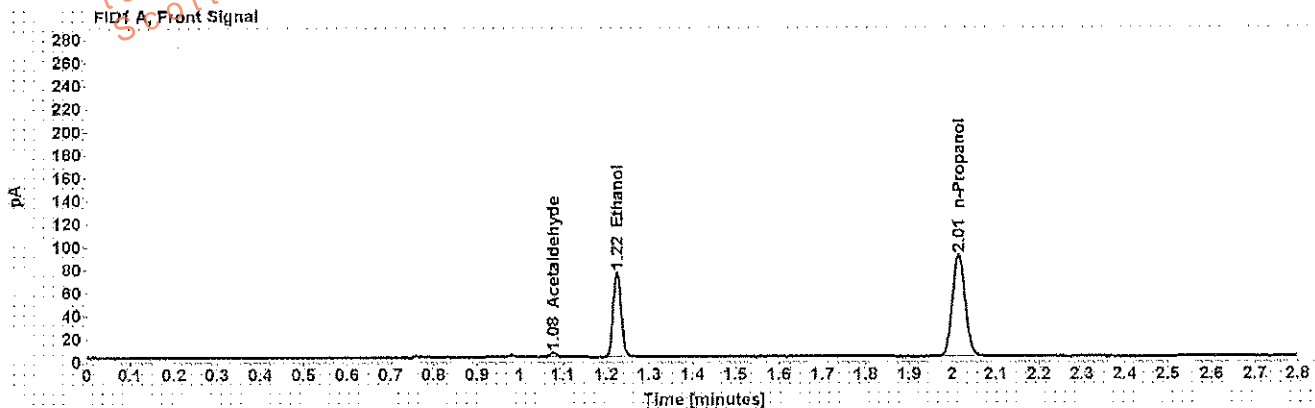


Table 1: FID 1 A (column DB-ALC1)

Compound	Amount (g/100mL)	Time (min)	Peak Area
Acetaldehyde	-----	1.078	3.969
>Ethanol	0.1448	1.224	95.070
n-Propanol	-----	2.014	180.382

Table 2: FID 2 B (column DB-ALC2)

Compound	Time (min)	Peak Area
Acetaldehyde	0.985	4.928
Ethanol	1.346	112.470
n-Propanol	2.377	211.166

Scottsdale Police Department Crime Lab Volatiles Analysis

Sample: [REDACTED]	Item number: 1199369
Injection date: 3/5/2018 3:16:55 PM	Vial: 34
Method: ethanol quant.M	Sequence: 5Mar18
Instrument: US14173023 CN14160045	Analyst: Adrian
Data file: C:\Chem32\1>Data\5Mar18\34.D	

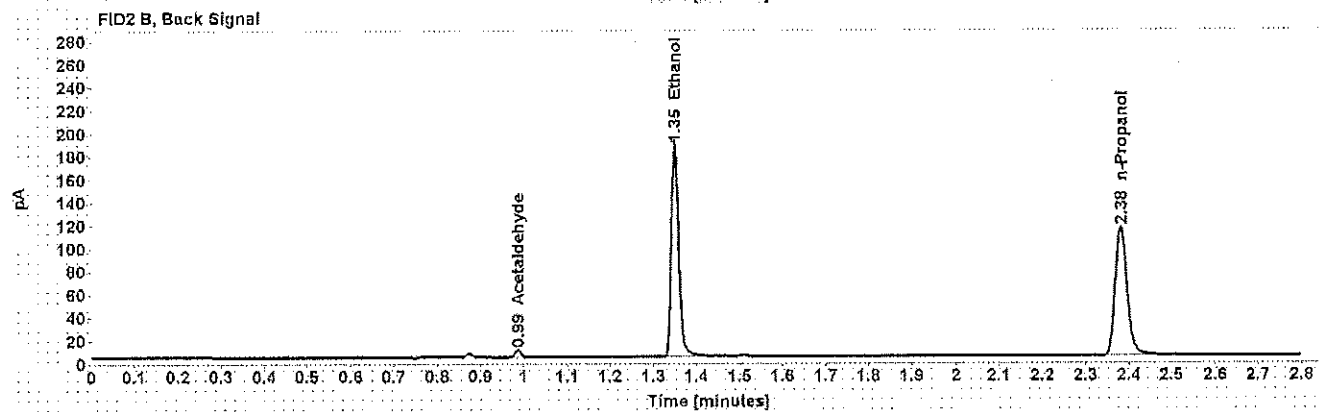
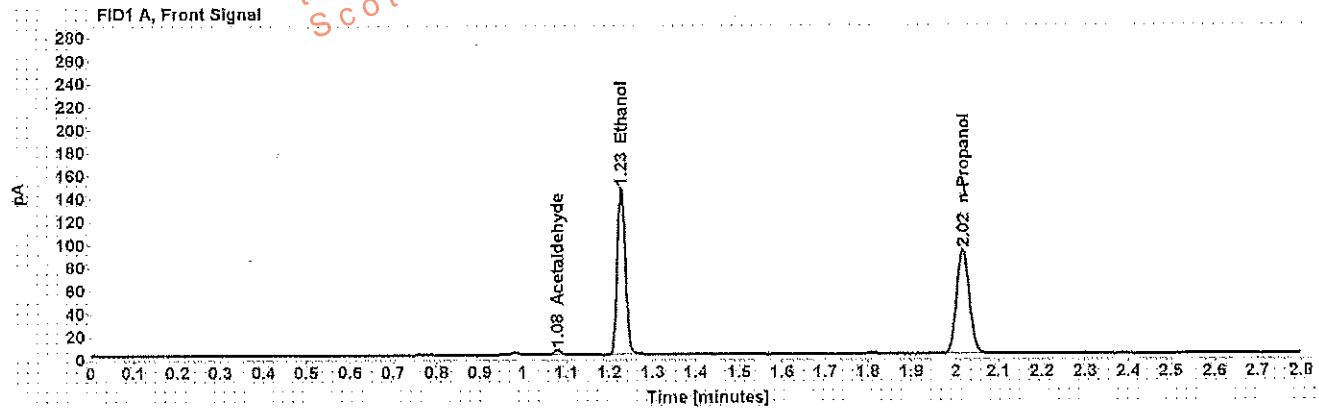


Table 1: FID 1 A (column DB-ALC1)

Compound	Amount (g/100mL)	Time (min)	Peak Area
Acetaldehyde	-----	1.080	4.589
>Ethanol	0.2803	1.227	187.990
n-Propanol	-----	2.017	184.609

Table 2: FID 2 B (column DB-ALC2)

Compound	Time (min)	Peak Area
Acetaldehyde	0.987	5.788
Ethanol	1.350	223.702
n-Propanol	2.381	216.908

Scottsdale Police Department Crime Lab Volatiles Analysis

Sample: [REDACTED]	Item number: 1199369
Injection date: 3/5/2018 3:20:55 PM	Vial: 35
Method: ethanol quant.M	Sequence: 5Mar18
Instrument: US14173023 CN14160045	Analyst: Adrian
Data file: C:\Chem32\1\Data\5Mar18\35.D	

Dissemination is restricted to Criminal Justice Agencies and authorized Non-C.J. Agencies ONLY. Secondary dissemination to unauthorized agencies is PROHIBITED.
Scottsdale City Prosecutor

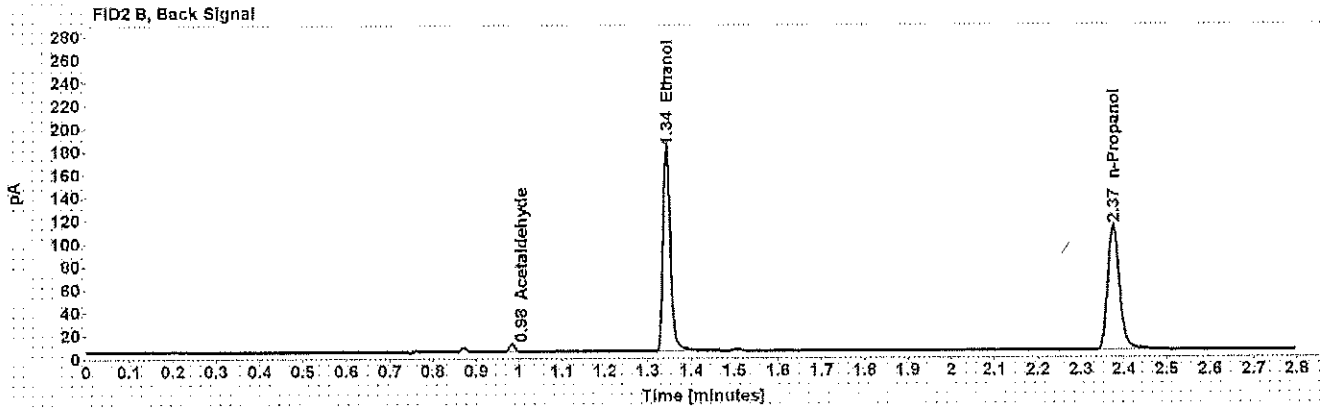
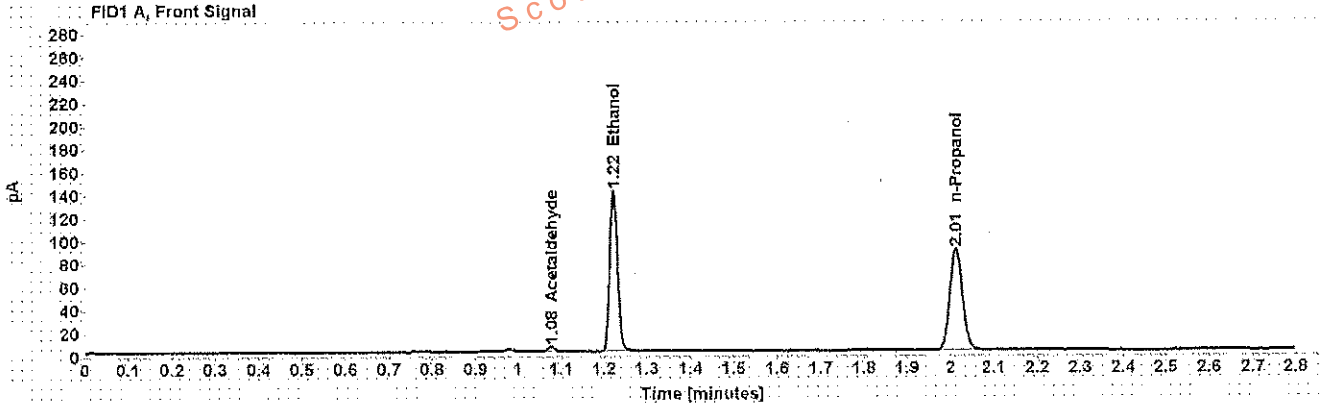


Table 1: FID 1 A (column DB-ALC1)

Compound	Amount (g/100mL)	Time (min)	Peak Area
Acetaldehyde	-----	1.077	4.678
>Ethanol	0.2755	1.223	178.999
n-Propanol	-----	2.013	178.875

Table 2: FID 2 B (column DB-ALC2)

Compound	Time (min)	Peak Area
Acetaldehyde	0.984	5.906
Ethanol	1.343	212.994
n-Propanol	2.375	209.971

Case: [REDACTED] User: wadrian 3/6/2018

Scottsdale Police Department Crime Lab Volatiles Analysis

Sample:	[REDACTED]	Item number:	0000001
Injection date:	3/5/2018 3:24:55 PM	Vial:	36
Method:	ethanol quant M	Sequence:	5Mar18
Instrument:	US14173023 CN14160045	Analyst:	Adrian
Data file:	C:\Chem3211\Data\5Mar18\36.D		

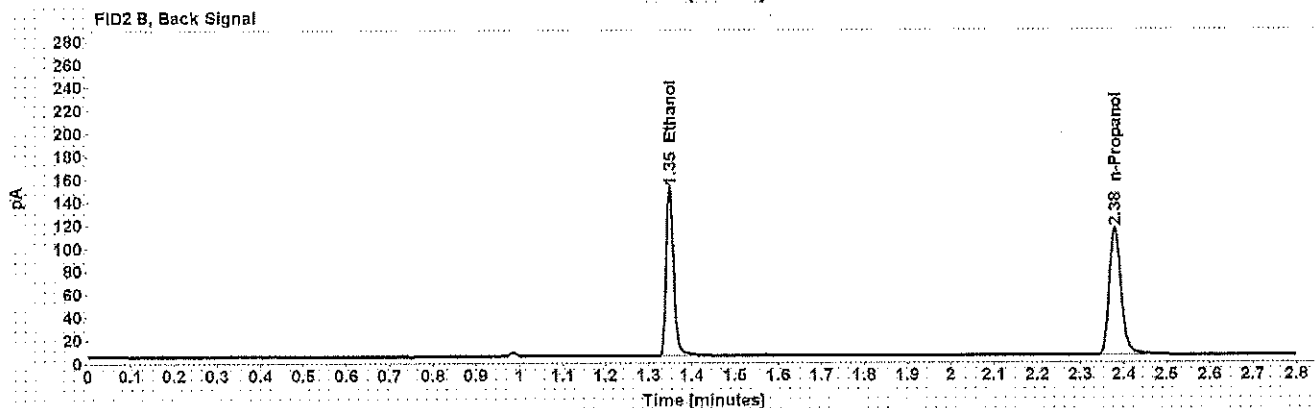
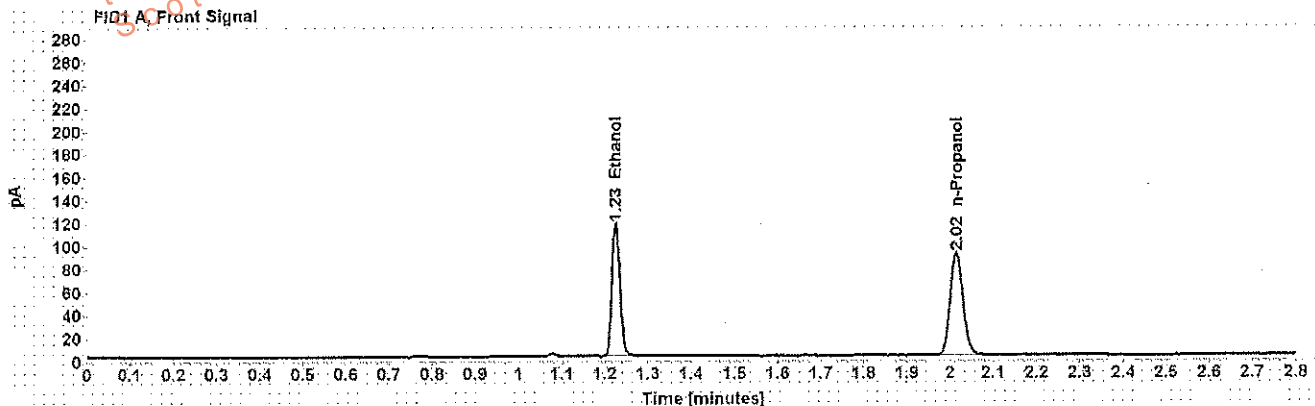


Table 1: FID 1 A (column DB-ALC1)

Compound	Amount (g/100mL)	Time (min)	Peak Area
>Ethanol	0.2261	1.226	149.909
n-Propanol	-----	2.016	182.425

Table 2: FID 2 B (column DB-ALC2)

Compound	Time (min)	Peak Area
Ethanol	1.348	178.392
n-Propanol	2.379	213.718

Scottsdale Police Department Crime Lab Volatiles Analysis

Sample:	[REDACTED]	Item number:	0000001
Injection date:	3/5/2018 3:29:10 PM	Vial:	37
Method:	ethanol quant.M	Sequence:	5Mar18
Instrument:	US14173023 CN14160045	Analyst:	Adrian
Data file:	C:\Chem32\1\Data\5Mar18\37.D		

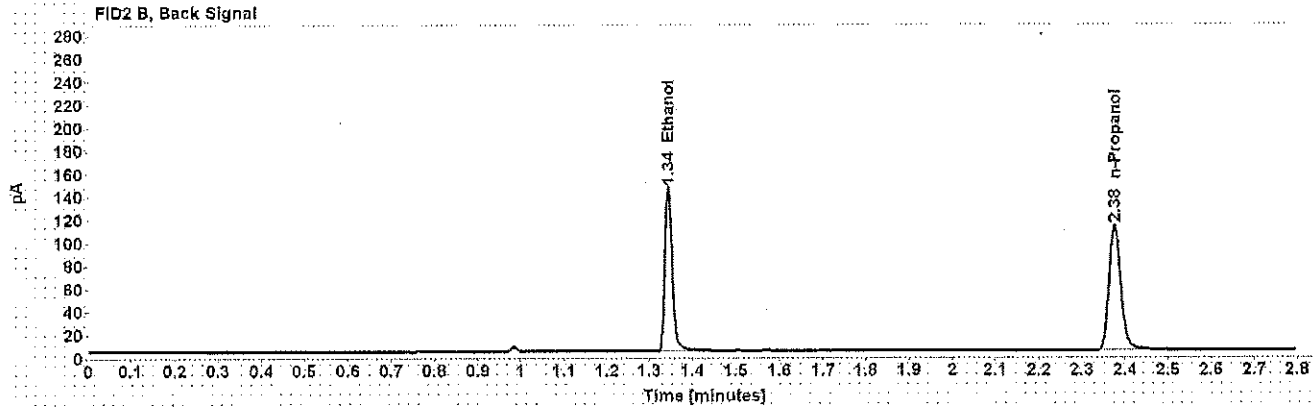
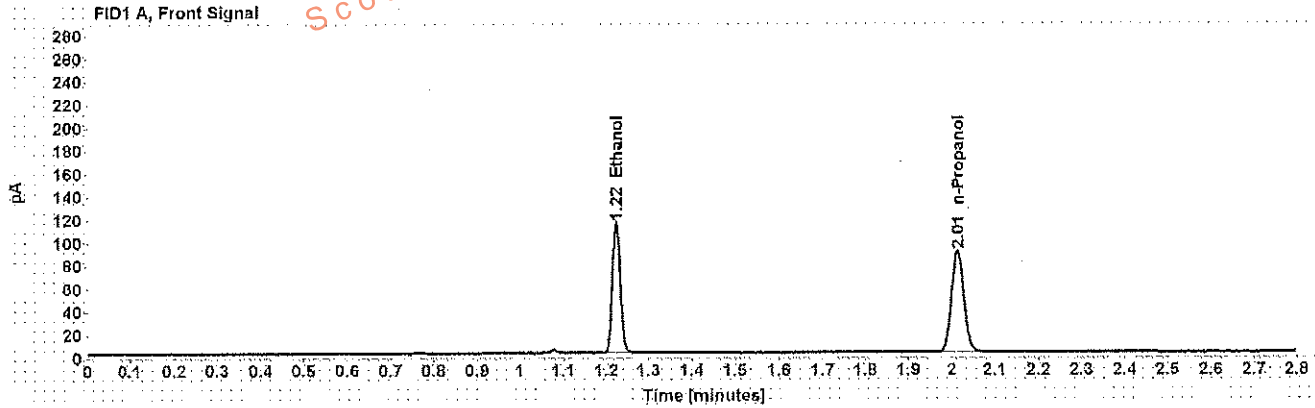


Table 1: FID 1 A (column DB-ALC1)

Compound	Amount (g/100mL)	Time (min)	Peak Area
>Ethanol	0.2228	1.223	145.309
n-Propanol	-----	2.013	179.481

Table 2: FID 2 B (column DB-ALC2)

Compound	Time (min)	Peak Area
Ethanol	1.344	172.451
n-Propanol	2.375	210.278

Scottsdale Police Department Crime Lab Volatiles Analysis

Sample:	[REDACTED]	Item number:	0000002
Injection date:	3/5/2018 3:33:10 PM	Vial:	38
Method:	ethanol quant.M	Sequence:	5Mar18
Instrument:	US14173023 CN14160045	Analyst:	Adrian
Data file:	C:\Chem32\11\Data\5Mar18\38.D		

Dissemination is restricted to Criminal Justice Agencies and authorized Non-C.J. Agencies ONLY. Secondary dissemination to unauthorized agencies is PROHIBITED.
Scottsdale City Prosecutor

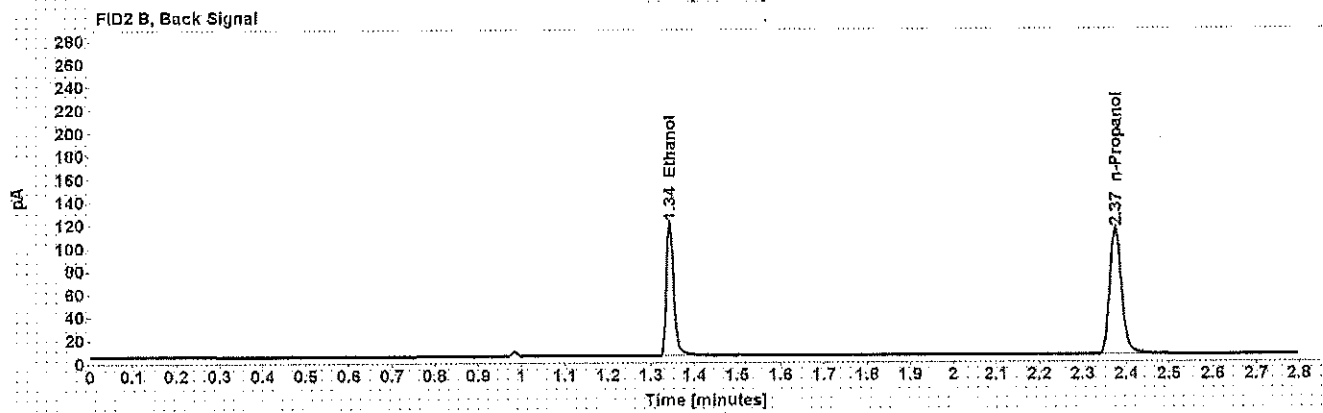
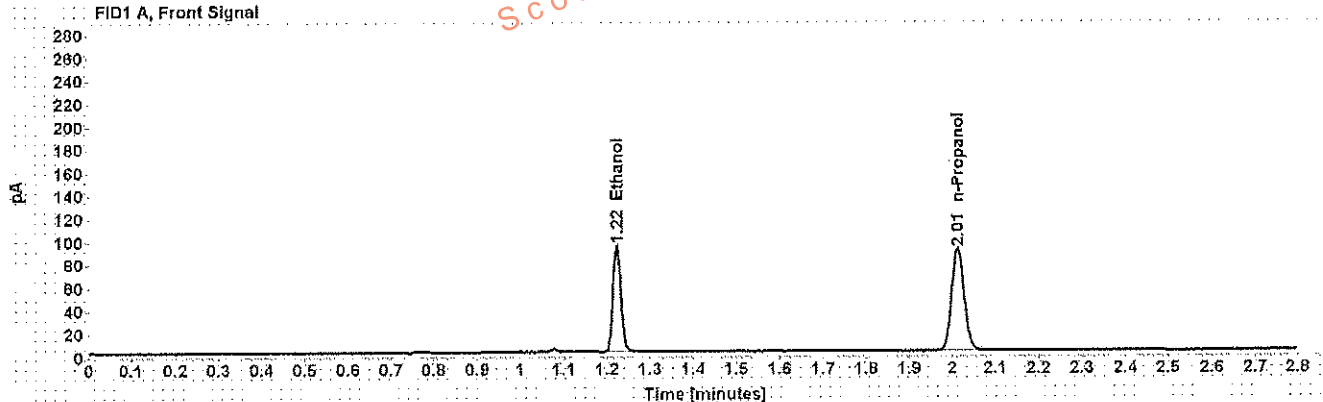


Table 1: FID 1 A (column DB-ALC1)

Compound	Amount (g/100mL)	Time (min)	Peak Area
>Ethanol	0.1798	1.223	118.598
n-Propanol	-----	2.013	181.369

Table 2: FID 2 B (column DB-ALC2)

Compound	Time (min)	Peak Area
Ethanol	1.344	140.721
n-Propanol	2.375	212.169

Scottsdale Police Department Crime Lab Volatiles Analysis

Sample: [REDACTED]	Item number: 0000002
Injection date: 3/5/2018 3:37:10 PM	Vial: 39
Method: ethanol quant.M	Sequence: 5Mar18
Instrument: US14173023 CN14160045	Analyst: Adrian
Data file: C:\Chem32\11\Data\5Mar18\39.D	

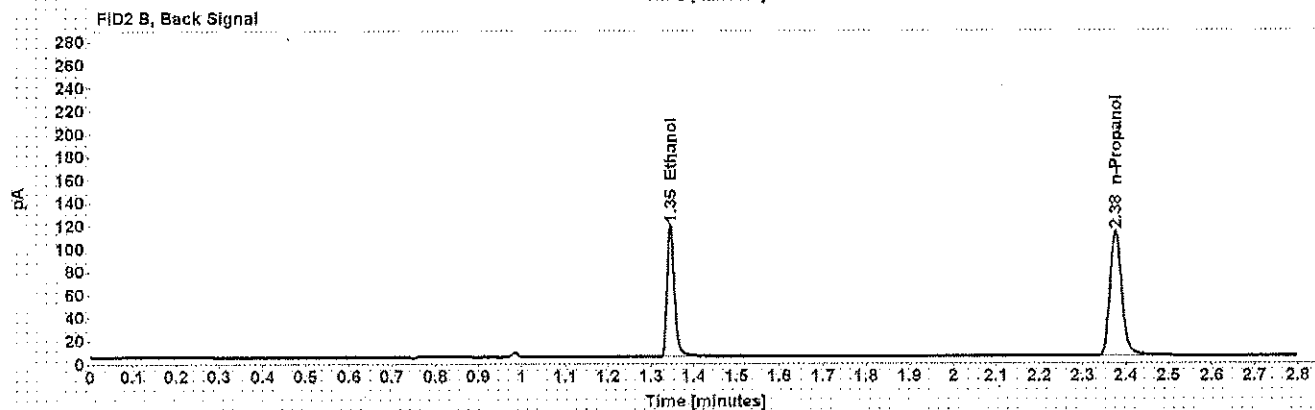
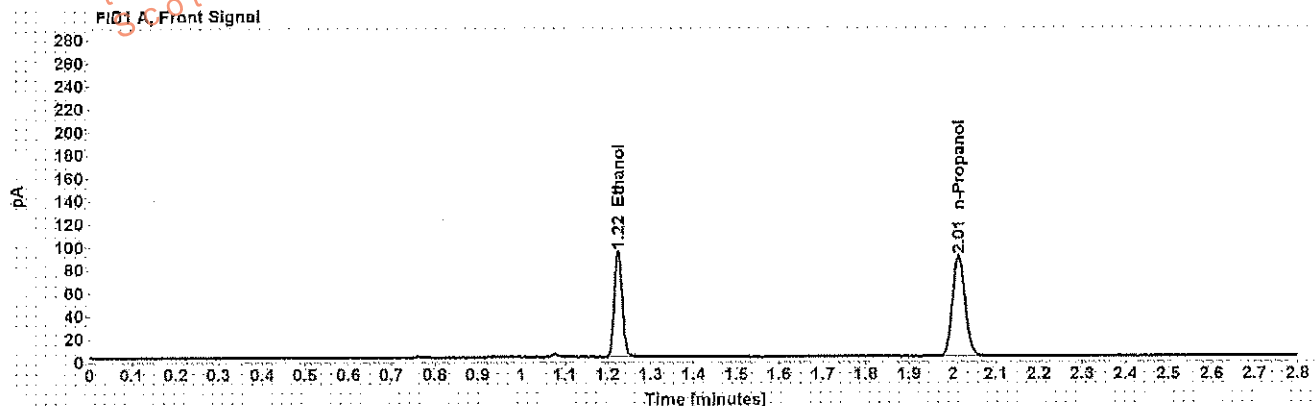


Table 1: FID 1 A (column DB-ALC1)

Compound	Amount (g/100mL)	Time (min)	Peak Area
>Ethanol	0.1814	1.224	118.066
n-Propanol	-----	2.014	178.984

Table 2: FID 2 B (column DB-ALC2)

Compound	Time (min)	Peak Area
Ethanol	1.345	140.036
n-Propanol	2.376	209.747

Scottsdale Police Department Crime Lab Volatiles Analysis

Dissemination is restricted to Criminal Justice Agencies and authorized Non-C.J. Agencies ONLY. Secondary dissemination to unauthorized agencies is PROHIBITED.
Scottsdale City Prosecutor

Sample:	[REDACTED]	Item number:	0000003
Injection date:	3/5/2018 3:45:10 PM	Vial:	41
Method:	ethanol quant.M	Sequence:	5Mar18
Instrument:	US14173023 CN14160045	Analyst:	Adrian
Data file:	C:\Chem32\11\Data\5Mar18\41.D		

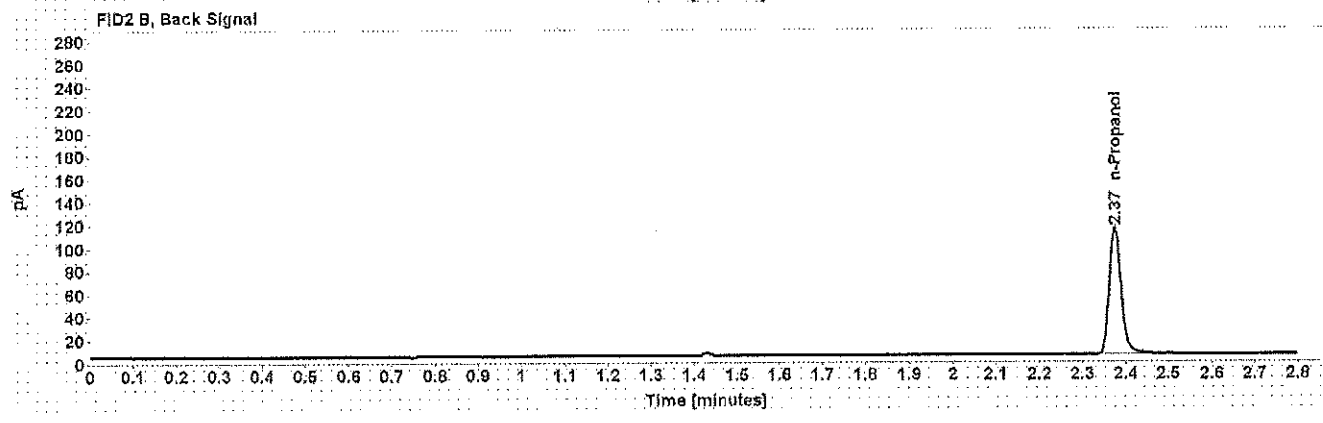
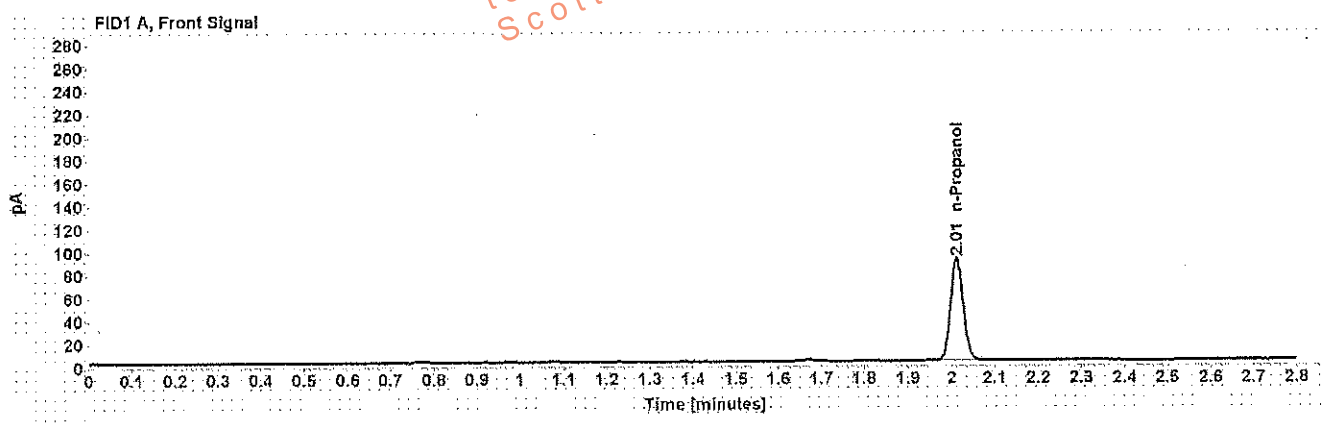


Table 1: FID 1 A (column DB-ALC1)

Compound	Amount (g/100mL)	Time (min)	Peak Area
n-Propanol	-----	2.013	181.597

Table 2: FID 2 B (column DB-ALC2)

Compound	Time (min)	Peak Area
n-Propanol	2.375	212.526

Scottsdale Police Department Crime Lab Volatiles Analysis

Sample: [REDACTED]	Item number: 0000004
Injection date: 3/5/2018 3:53:25 PM	Vial: 43
Method: ethanol quant.M	Sequence: 5Mar18
Instrument: US14173023 CN14160045	Analyst: Adrian
Data file: C:\Chem3211\Data\5Mar18\43.D	

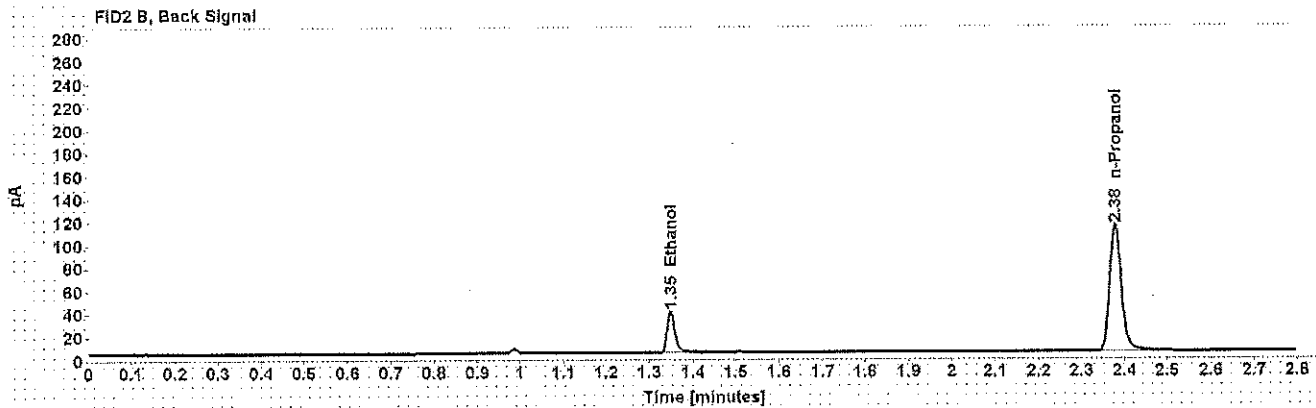
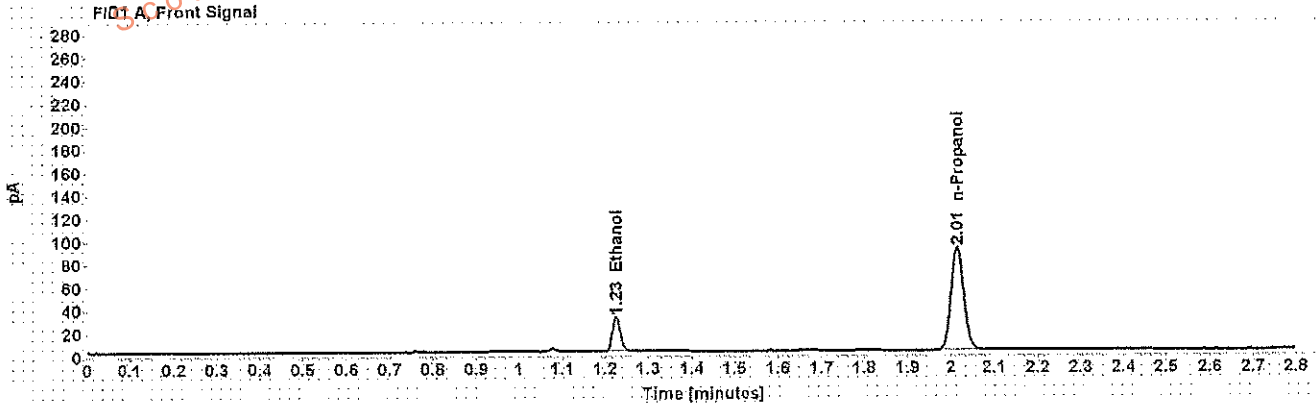


Table 1: FID 1 A (column DB-ALC1)

Compound	Amount (g/100mL)	Time (min)	Peak Area
>Ethanol	0.0577	1.226	38.306
n-Propanol	-----	2.015	181.362

Table 2: FID 2 B (column DB-ALC2)

Compound	Time (min)	Peak Area
Ethanol	1.349	44.212
n-Propanol	2.378	212.331

Scottsdale Police Department Crime Lab Volatiles Analysis

Sample: [REDACTED]	Item number: 0000004
Injection date: 3/5/2018 3:57:25 PM	Vial: 44
Method: ethanol quant.M	Sequence: 5Mar18
Instrument: US14173023 CN14160045	Analyst: Adrian
Data file: C:\Chem3211\Data\5Mar18\44.D	

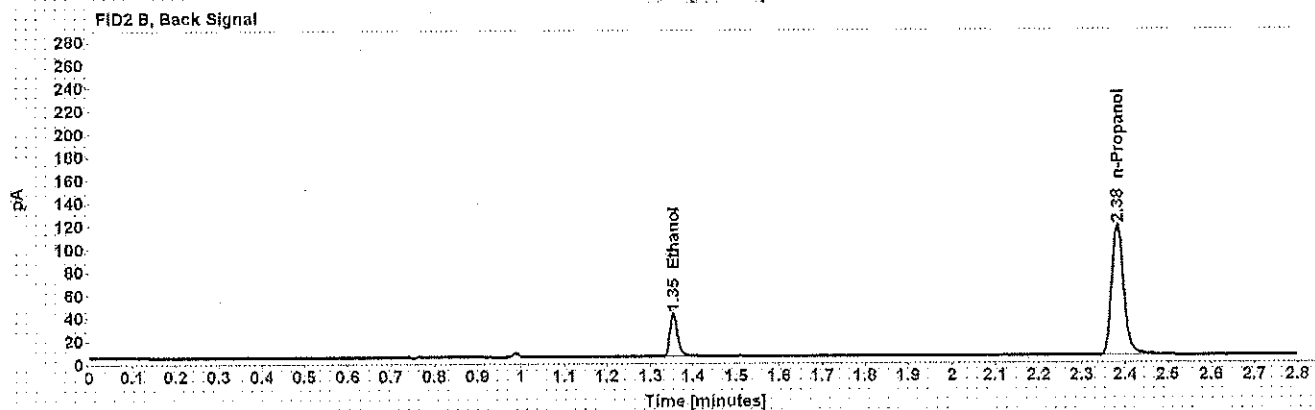
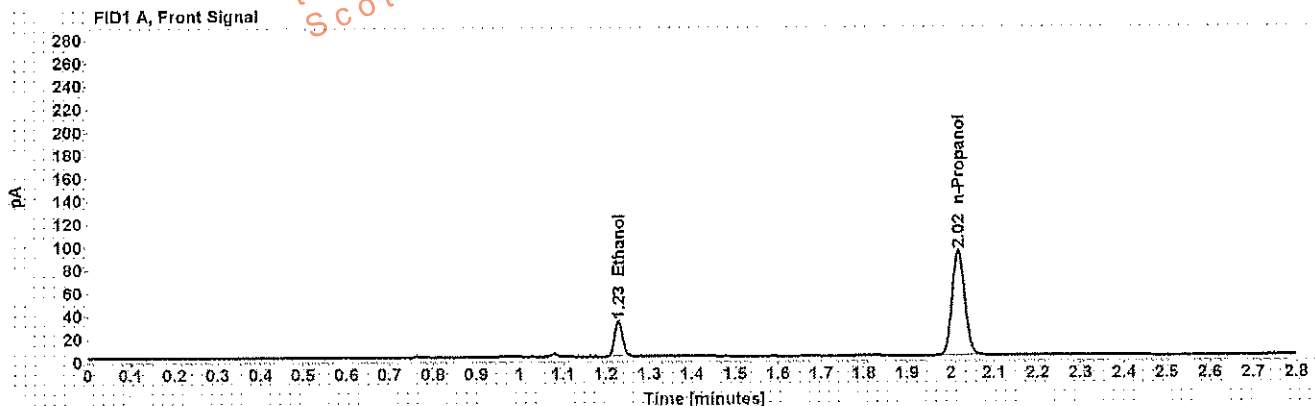


Table 1: FID 1 A (column DB-ALC1)

Compound	Amount (g/100mL)	Time (min)	Peak Area
>Ethanol	0.0583	1.229	39.905
n-Propanol	-----	2.018	187.094

Table 2: FID 2 B (column DB-ALC2)

Compound	Time (min)	Peak Area
Ethanol	1.353	47.288
n-Propanol	2.382	219.303

Scottsdale Police Department Crime Lab Volatiles Analysis

Dissemination is restricted to Criminal Justice Agencies and authorized Non-C.J. Agencies ONLY. Secondary dissemination to unauthorized agencies is PROHIBITED.
 Scottsdale City Prosecutor's Office

Sample:	[REDACTED]	Item number:	1165053
Injection date:	3/5/2018 4:01:25 PM	Vial:	45
Method:	ethanol quant.M	Sequence:	5Mar18
Instrument:	US14173023 CN14160045	Analyst:	Adrian
Data file:	C:\Chem32\1\Data\5Mar18\45.D		

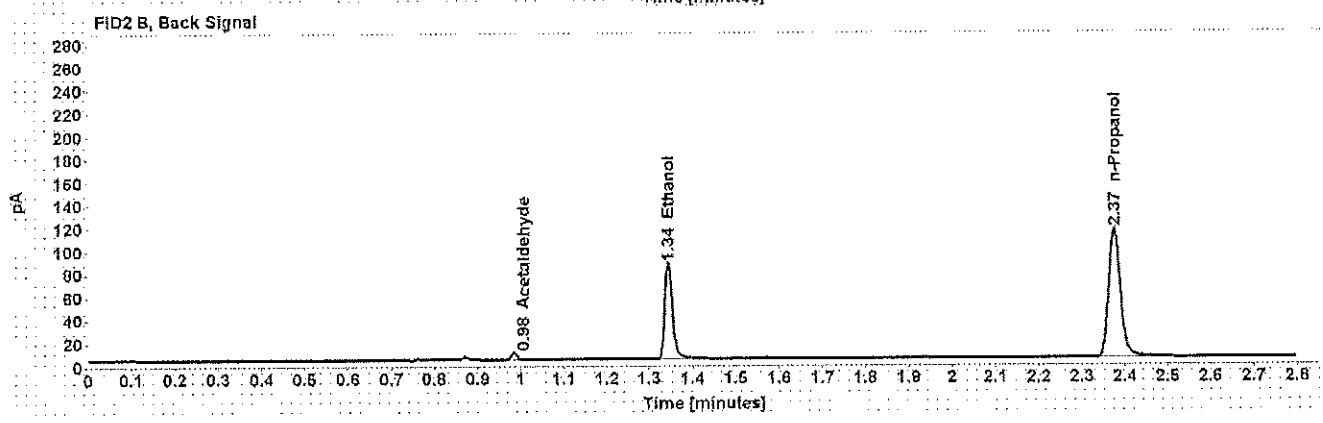
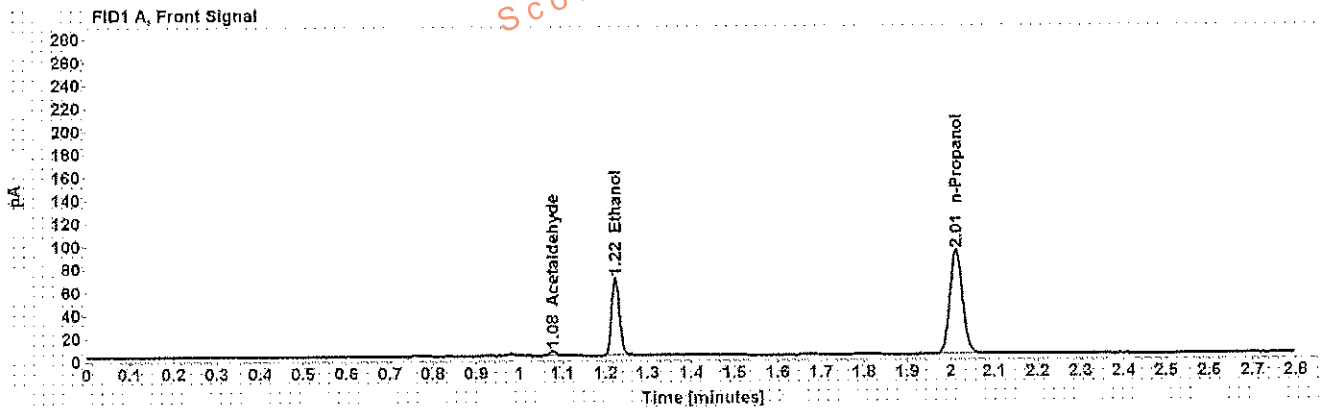


Table 1: FID 1 A (column DB-ALC1)

Compound	Amount (g/100mL)	Time (min)	Peak Area
Acetaldehyde	-----	1.077	4.295
>Ethanol	0.1298	1.223	86.745
n-Propanol	-----	2.013	183.640

Table 2: FID 2 B (column DB-ALC2)

Compound	Time (min)	Peak Area
Acetaldehyde	0.984	5.426
Ethanol	1.344	102.013
n-Propanol	2.375	215.651

Scottsdale Police Department Crime Lab Volatiles Analysis

Sample: [REDACTED]	Item number: 1165053
Injection date: 3/5/2018 4:05:28 PM	Vial: 46
Method: ethanol quant.M	Sequence: 5Mar18
Instrument: US14173023 CN14160045	Analyst: Adrian
Data file: C:\Chem3211\Data\5Mar18\46.D	

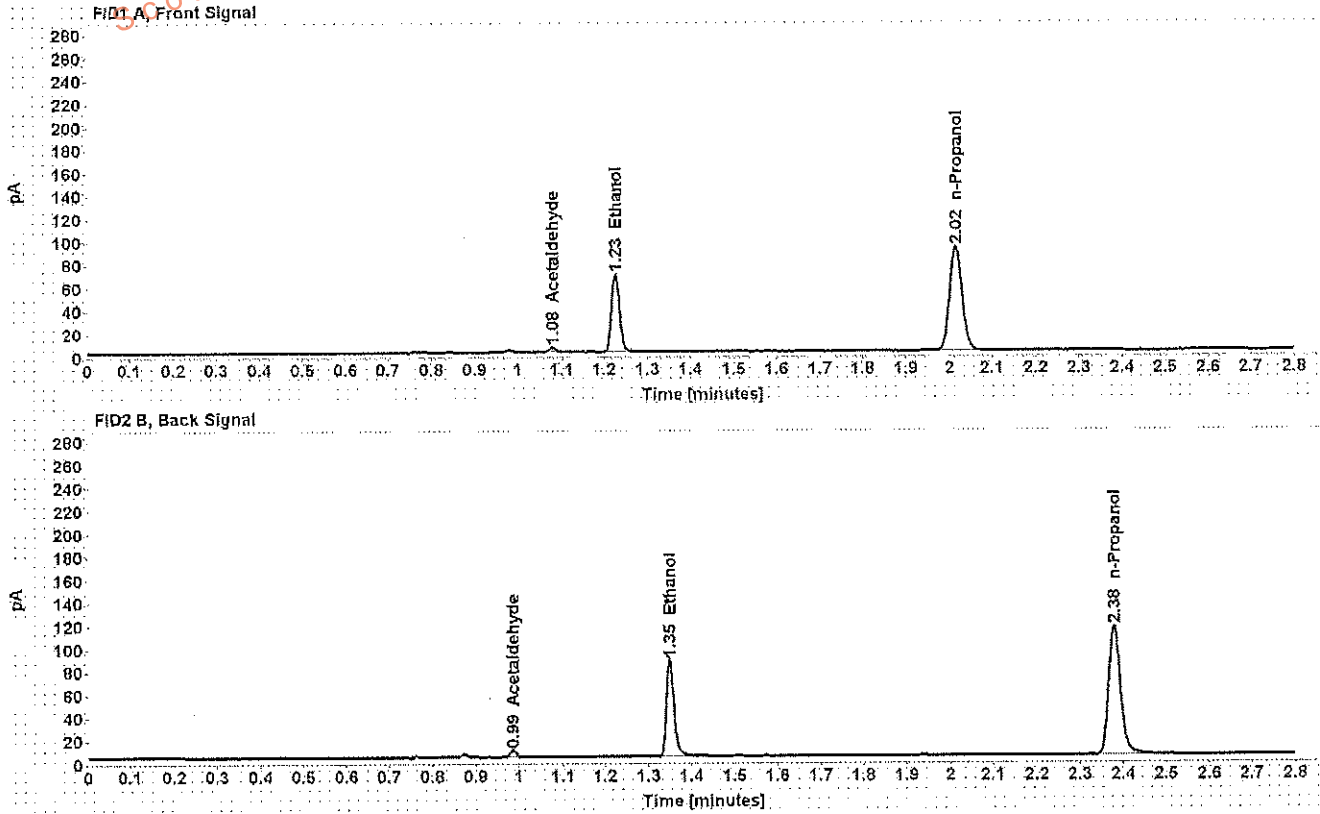


Table 1: FID 1 A (column DB-ALC1)

Compound	Amount (g/100mL)	Time (min)	Peak Area
Acetaldehyde	-----	1.079	4.356
>Ethanol	0.1309	1.226	88.055
n-Propanol	-----	2.016	184.834

Table 2: FID 2 B (column DB-ALC2)

Compound	Time (min)	Peak Area
Acetaldehyde	0.988	5.413
Ethanol	1.349	103.777
n-Propanol	2.379	217.190

Scottsdale Police Department Crime Lab Volatiles Analysis

Sample:	[REDACTED]	Item number:	1180877
Injection date:	3/5/2018 4:09:25 PM	Vial:	47
Method:	ethanol quant.M	Sequence:	5Mar18
Instrument:	US14173023 CN14160045	Analyst:	Adrian
Data file:	C:\Chem3211\Data\5Mar18\47.D		

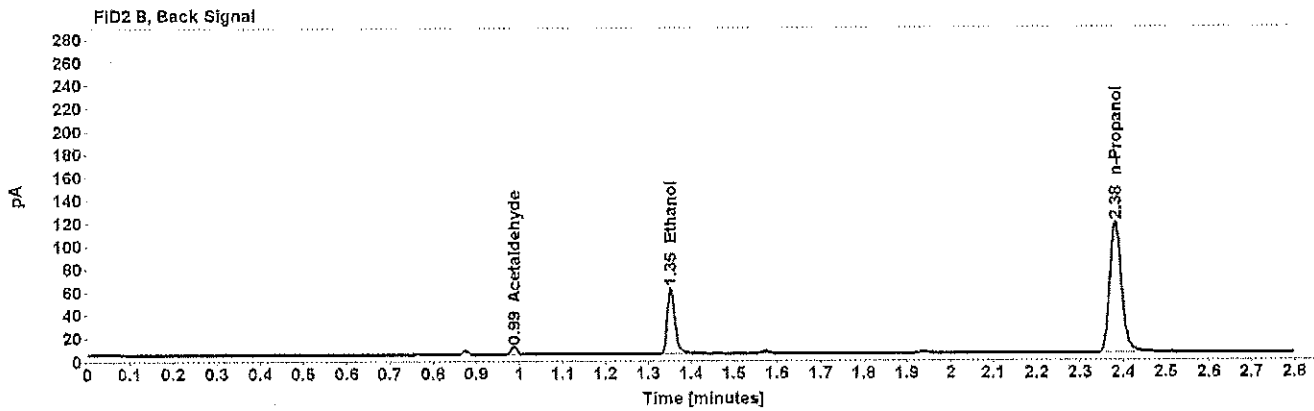
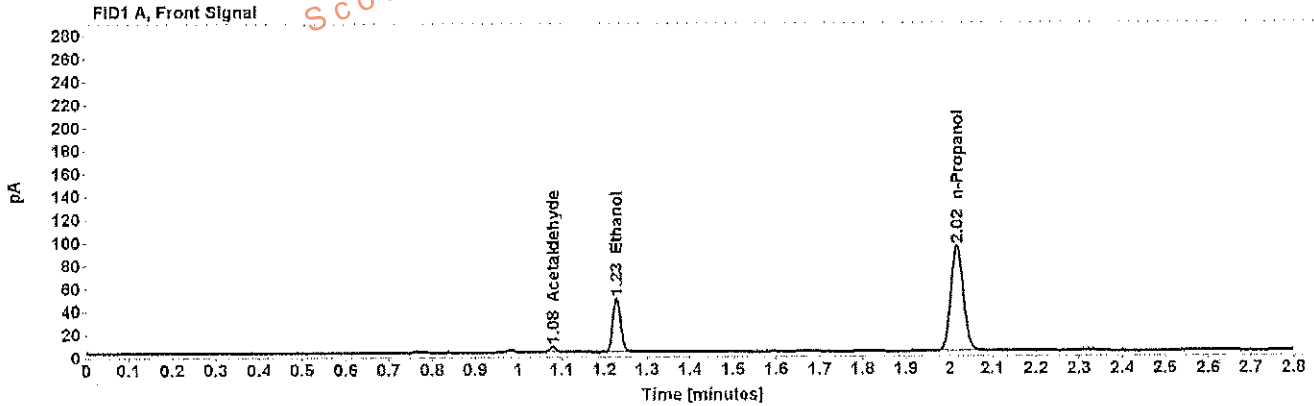


Table 1: FID 1 A (column DB-ALC1)

Compound	Amount (g/100mL)	Time (min)	Peak Area
Acetaldehyde	-----	1.080	4.917
>Ethanol	0.0894	1.228	60.735
n-Propanol	-----	2.017	186.379

Table 2: FID 2 B (column DB-ALC2)

Compound	Time (min)	Peak Area
Acetaldehyde	0.988	6.200
Ethanol	1.352	71.244
n-Propanol	2.382	220.033

Scottsdale Police Department Crime Lab Volatiles Analysis

Dissemination is restricted to Criminal Justice Agencies and authorized Non-C.J. Agencies ONLY. Secondary dissemination to unauthorized agencies is PROHIBITED.
 Scottsdale City Prosecutor

Sample:	[REDACTED]	Item number:	1180877
Injection date:	3/5/2018 4:13:25 PM	Vial:	48
Method:	ethanol quant.M	Sequence:	5Mar18
Instrument:	US14173023 CN14160045	Analyst:	Adrian
Data file:	C:\Chem32\11\Data\5Mar18\48.D		

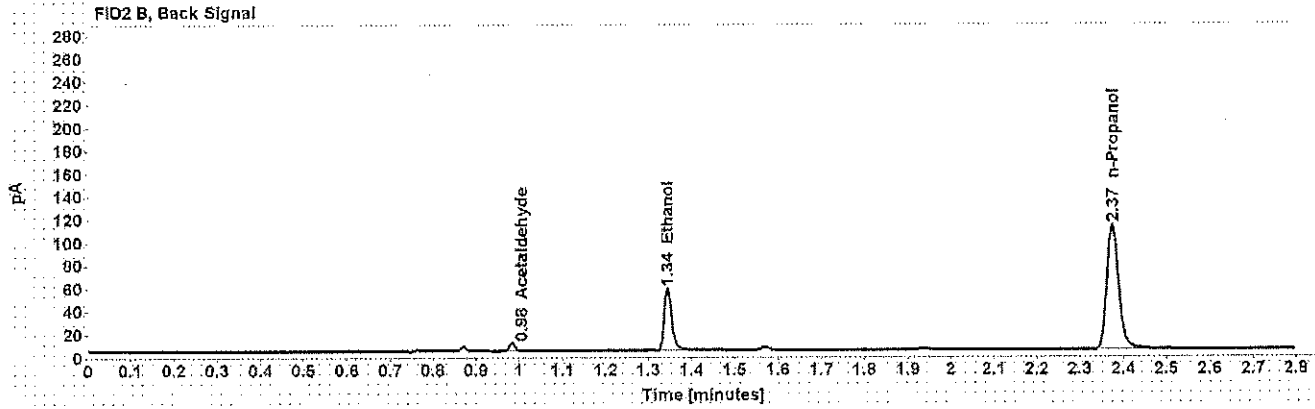
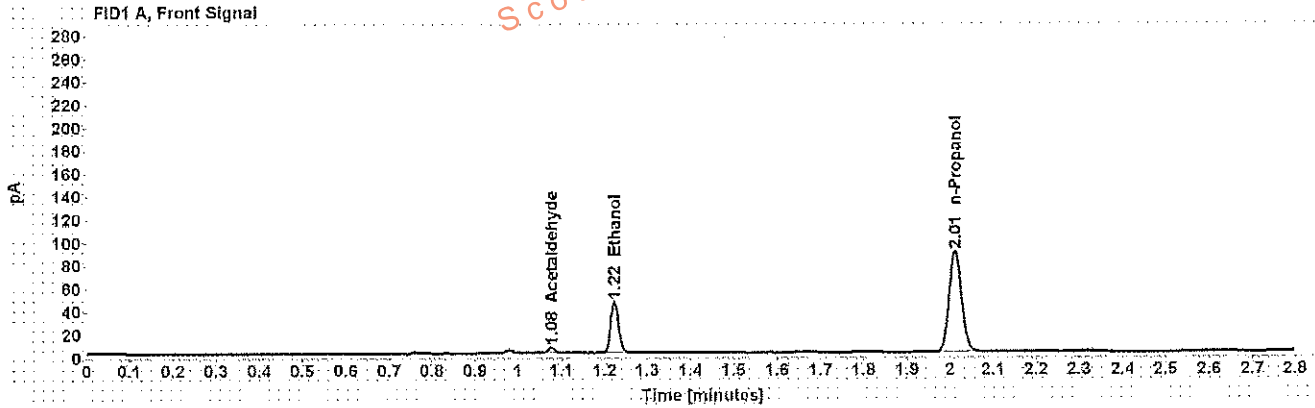


Table 1: FID 1 A (column DB-ALC1)

Compound	Amount (g/100mL)	Time (min)	Peak Area
Acetaldehyde	-----	1.077	4.896
>Ethanol	0.0867	1.223	56.722
n-Propanol	-----	2.012	179.467

Table 2: FID 2 B (column DB-ALC2)

Compound	Time (min)	Peak Area
Acetaldehyde	0.984	6.183
Ethanol	1.344	66.584
n-Propanol	2.374	210.139

Scottsdale Police Department Crime Lab Volatiles Analysis

Sample: [REDACTED]	Item number: 1200807
Injection date: 3/5/2018 4:17:40 PM	Vial: 49
Method: ethanol quant.M	Sequence: 5Mar18
Instrument: US14173023 CN14160049	Analyst: Adrian
Data file: C:\Chem3211\Data\5Mar18\49.D	

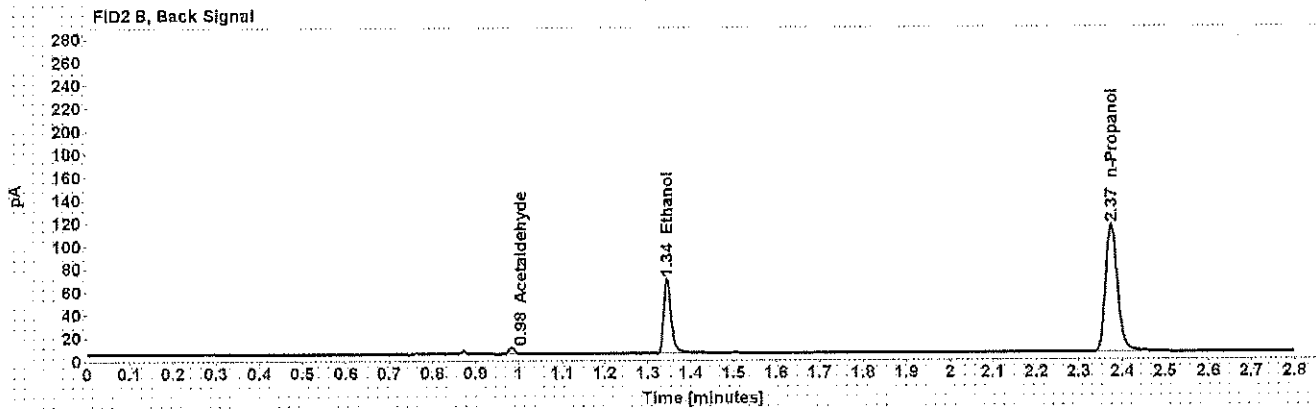
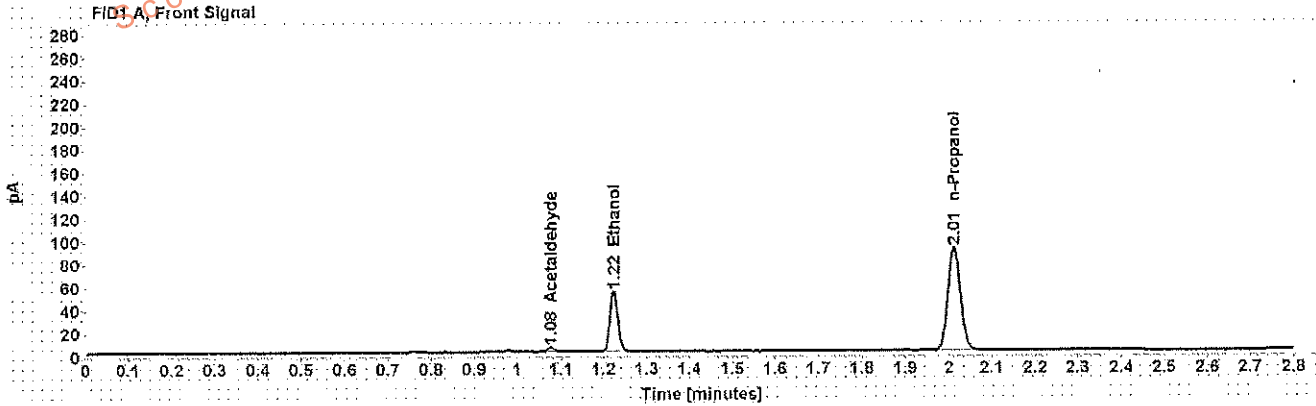


Table 1: FID 1 A (column DB-ALC1)

Compound	Amount (g/100mL)	Time (min)	Peak Area
Acetaldehyde	-----	1.077	3.951
>Ethanol	0.1012	1.223	67.287
n-Propanol	-----	2.013	182.501

Table 2: FID 2 B (column DB-ALC2)

Compound	Time (min)	Peak Area
Acetaldehyde	0.984	5.009
Ethanol	1.344	79.008
n-Propanol	2.375	214.685

Scottsdale Police Department Crime Lab Volatiles Analysis

Sample:	[REDACTED]	Item number:	1200807
Injection date:	3/5/2018 4:21:40 PM	Vial:	50
Method:	ethanol quant.M	Sequence:	5Mar18
Instrument:	US14173023 CN14160045	Analyst:	Adrian
Data file:	C:\Chem32\1\Data\5Mar18\50.D		

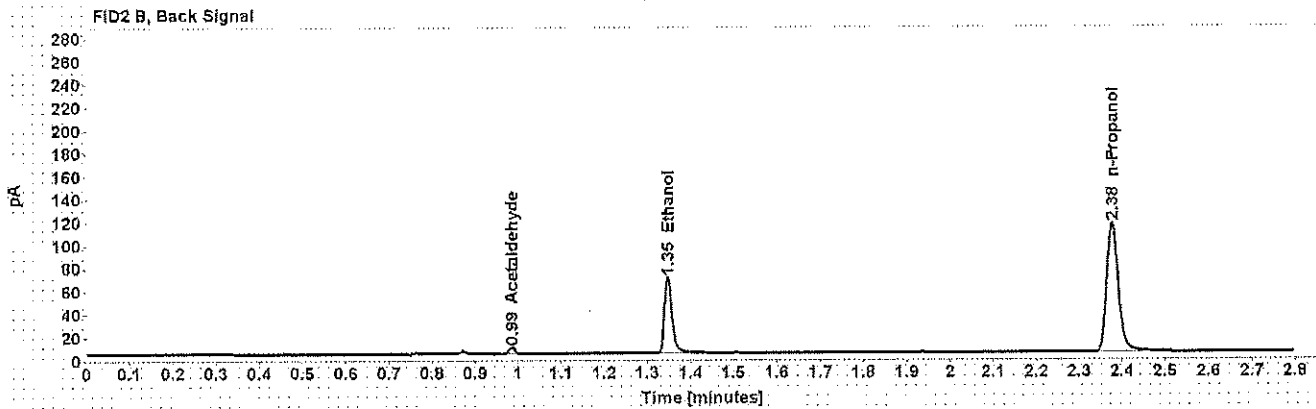
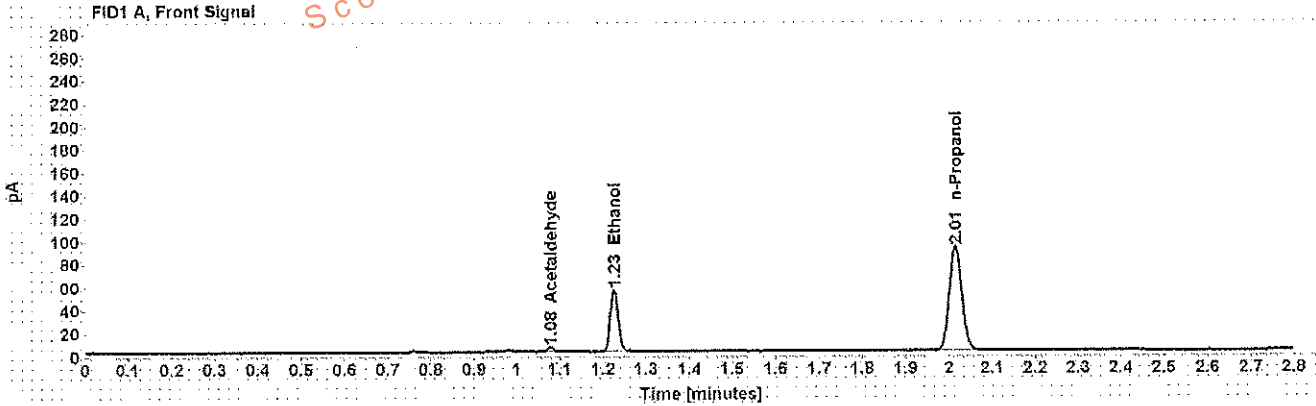


Table 1: FID 1 A (column DB-ALC1)

Compound	Amount (g/100mL)	Time (min)	Peak Area
Acetaldehyde	-----	1.078	3.988
>Ethanol	0.1025	1.225	68.875
n-Propanol	-----	2.015	184.358

Table 2: FID 2 B (column DB-ALC2)

Compound	Time (min)	Peak Area
Acetaldehyde	0.985	4.959
Ethanol	1.347	80.980
n-Propanol	2.378	216.953

Scottsdale Police Department Crime Lab Volatiles Analysis

Sample:	[REDACTED]	Item number:	1195329
Injection date:	3/5/2018 4:25:40 PM	Vial:	51
Method:	ethanol quant.M	Sequence:	5Mar18
Instrument:	US14173023 CN14160045	Analyst:	Adrian
Data file:	C:\Chem32\11\Data\5Mar18\51.D		

Dissemination is restricted to Criminal Justice Agencies and authorized Non-C.J. Agencies ONLY. Secondary dissemination to unauthorized agencies is PROHIBITED.
Scottsdale City Prosecutor

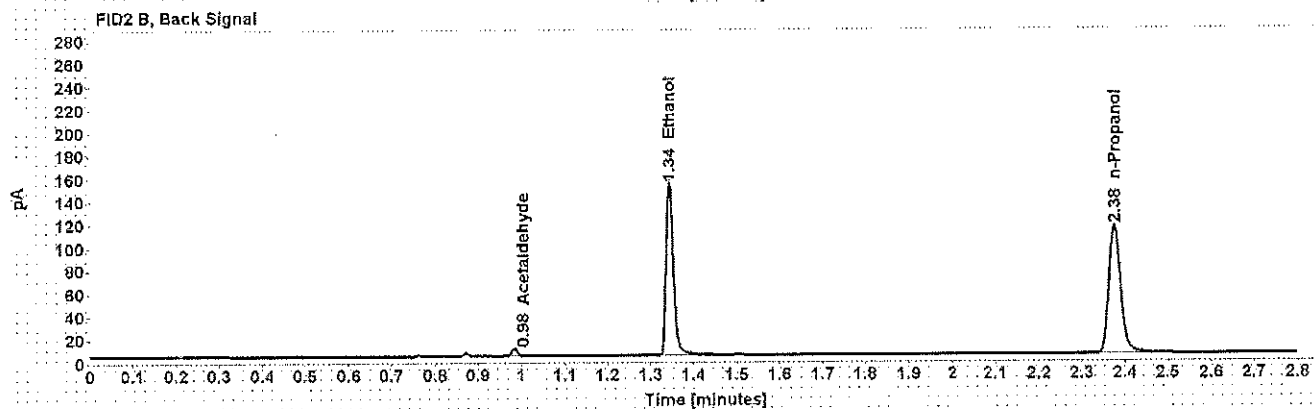
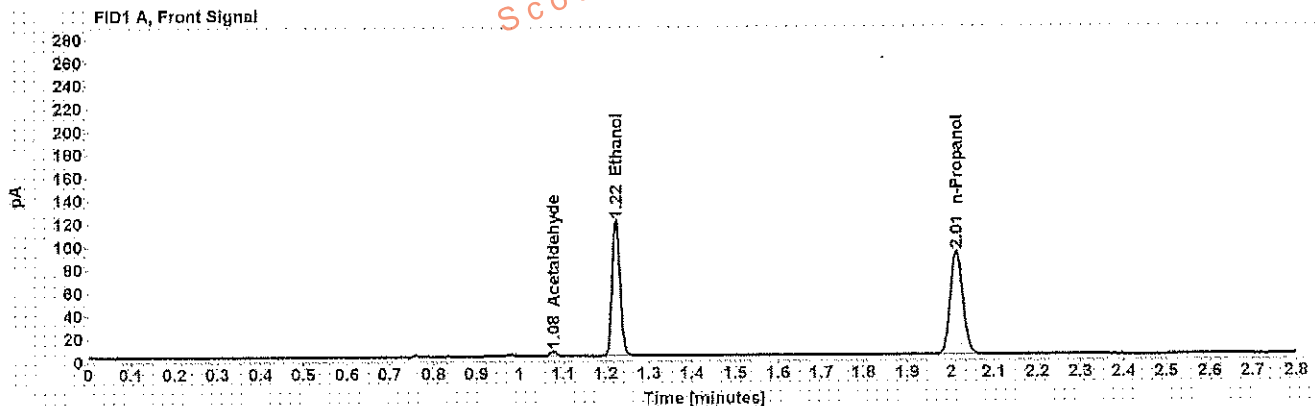


Table 1: FID 1 A (column DB-ALC1)

Compound	Amount (g/100mL)	Time (min)	Peak Area
Acetaldehyde	-----	1.077	4.523
>Ethanol	0.2272	1.224	151.226
n-Propanol	-----	2.013	183.131

Table 2: FID 2 B (column DB-ALC2)

Compound	Time (min)	Peak Area
Acetaldehyde	0.984	5.668
Ethanol	1.345	180.273
n-Propanol	2.376	215.473

Scottsdale Police Department Crime Lab Volatiles Analysis

Sample: [REDACTED]	Item number: 1195329
Injection date: 3/5/2018 4:29:40 PM	Vial: 52
Method: ethanol quant.M	Sequence: 5Mar18
Instrument: US14173023 CN14160045	Analyst: Adrian
Data file: C:\Chem3211\Data\5Mar18\52.D	

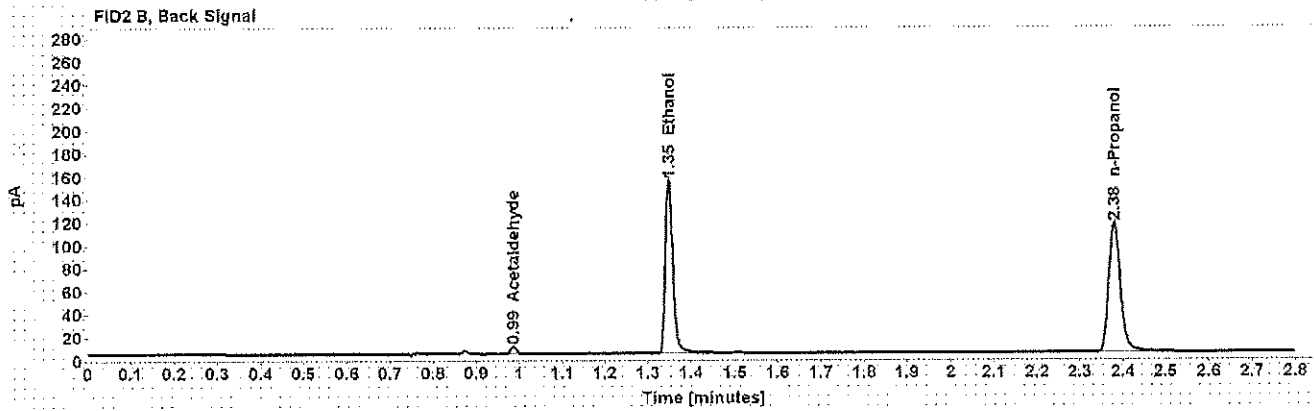
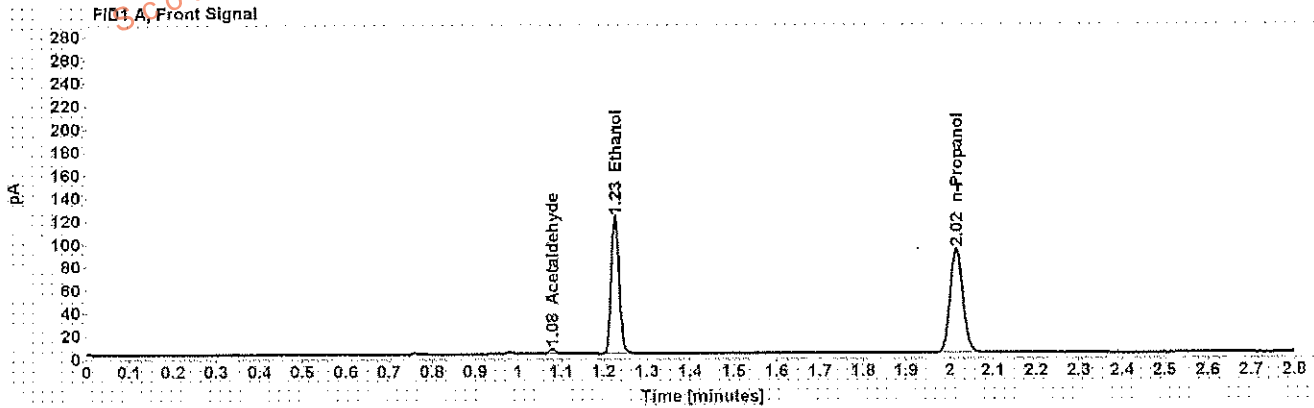


Table 1: FID 1 A (column DB-ALC1)

Compound	Amount (g/100mL)	Time (min)	Peak Area
Acetaldehyde	-----	1.079	4.555
>Ethanol	0.2295	1.226	154.497
n-Propanol	-----	2.016	185.256

Table 2: FID 2 B (column DB-ALC2)

Compound	Time (min)	Peak Area
Acetaldehyde	0.986	5.747
Ethanol	1.349	184.115
n-Propanol	2.380	217.916

Scottsdale Police Department Crime Lab Volatiles Analysis

Sample:	[REDACTED]	Item number:	1170052
Injection date:	3/5/2018 4:37:40 PM	Vial:	54
Method:	ethanol quant.M	Sequence:	5Mar18
Instrument:	US14173023 CN14160045	Analyst:	Adrian
Data file:	C:\Chem32\1\Data\5Mar18\54.D		

Dissemination is restricted to Criminal Justice Agencies and authorized Non-C.J. Agencies ONLY. Secondary dissemination to unauthorized agencies is PROHIBITED.
 Scottsdale City Prosecutor's Office

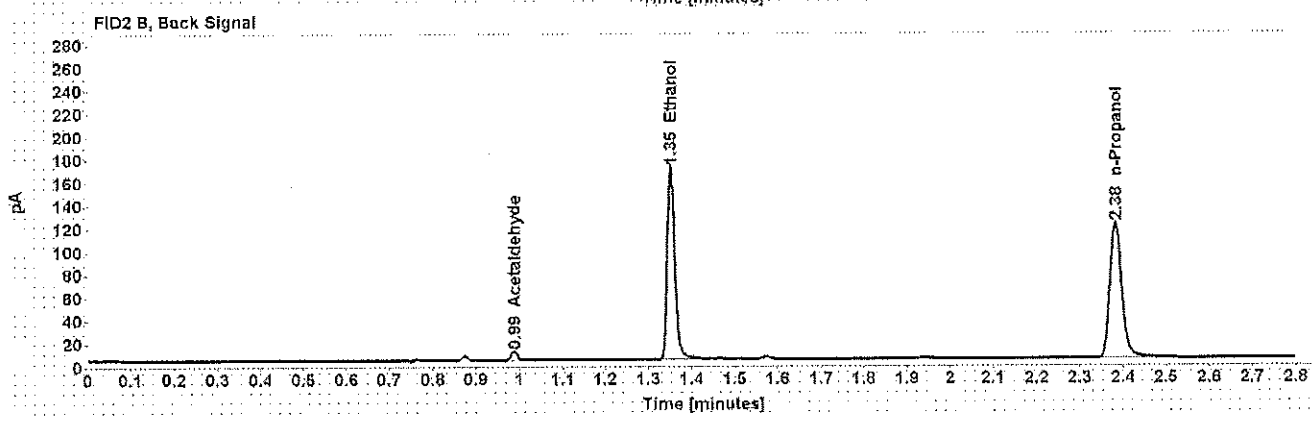
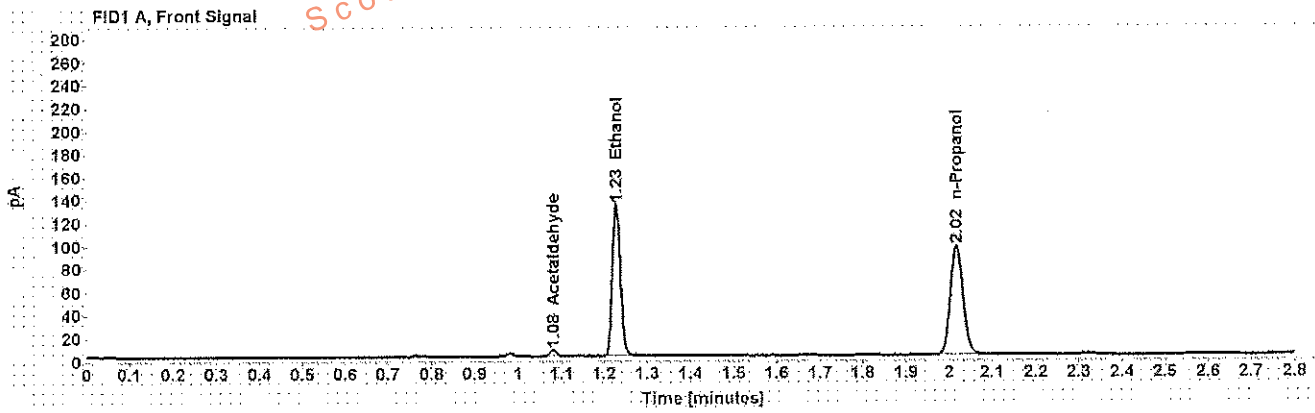


Table 1: FID 1 A (column DB-ALC1)

Compound	Amount (g/100mL)	Time (min)	Peak Area
Acetaldehyde	-----	1.081	5.713
>Ethanol	0.2453	1.228	171.983
n-Propanol	-----	2.018	192.967

Table 2: FID 2 B (column DB-ALC2)

Compound	Time (min)	Peak Area
Acetaldehyde	0.988	7.140
Ethanol	1.352	206.958
n-Propanol	2.383	228.227

Scottsdale Police Department Crime Lab Volatiles Analysis

Sample:	[REDACTED]	Item number:	1170052
Injection date:	3/5/2018 4:41:55 PM	Vial:	55
Method:	ethanol quant.M	Sequence:	5Mar18
Instrument:	US14173023 CN14160045	Analyst:	Adrian
Data file:	C:\Chem32\11Data\5Mar18\55.D		

Dissemination is restricted to Criminal Justice Agencies and authorized Non-C.J. Agencies ONLY. Secondary dissemination to unauthorized agencies is PROHIBITED.
Scottsdale City Prosecutor's Office

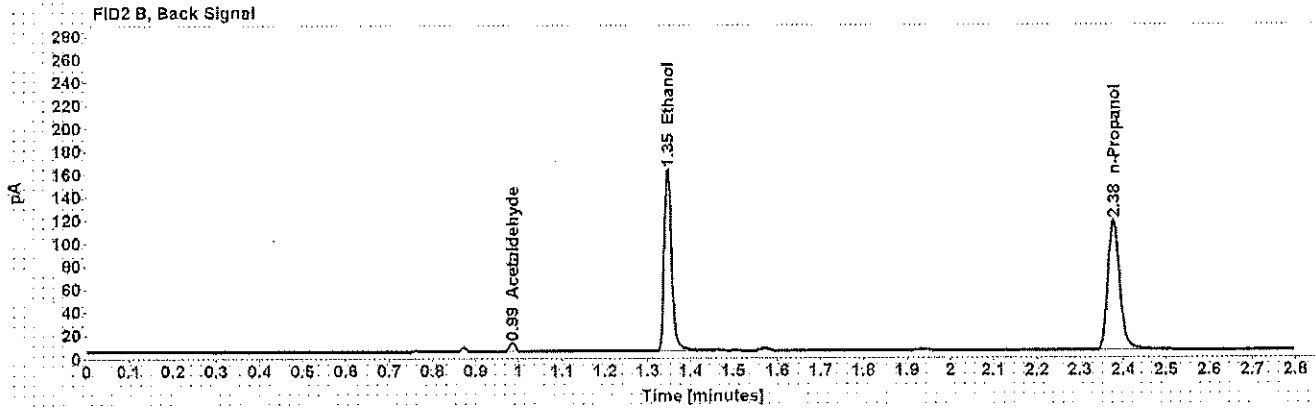
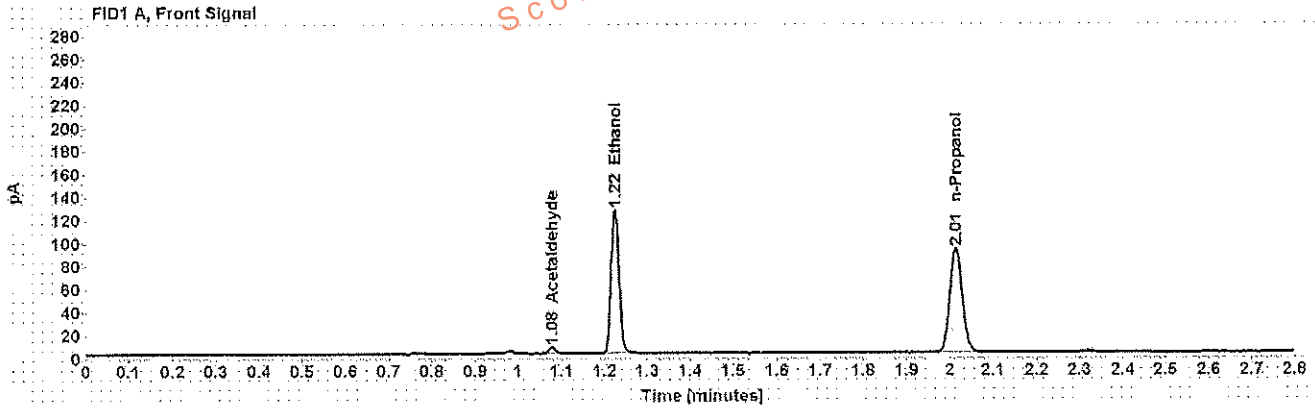


Table 1: FID 1 A (column DB-ALC1)

Compound	Amount (g/100mL)	Time (min)	Peak Area
Acetaldehyde	-----	1.078	5.722
>Ethanol	0.2396	1.224	160.777
n-Propanol	-----	2.014	184.691

Table 2: FID 2 B (column DB-ALC2)

Compound	Time (min)	Peak Area
Acetaldehyde	0.985	7.148
Ethanol	1.346	192.948
n-Propanol	2.377	218.160

Scottsdale Police Department Crime Lab Volatiles Analysis

Sample: [REDACTED]	Item number: 1201997
Injection date: 3/5/2018 4:45:55 PM	Vial: 56
Method: ethanol quant.M	Sequence: 5Mar18
Instrument: US14173023 CN14160049	Analyst: Adrian
Data file: C:\Chem3211\Data\5Mar18\56.D	

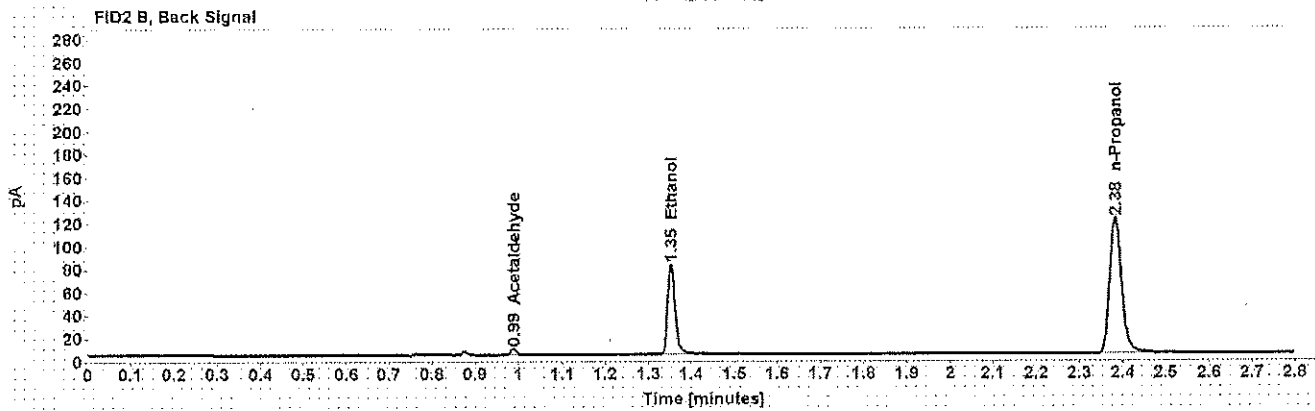
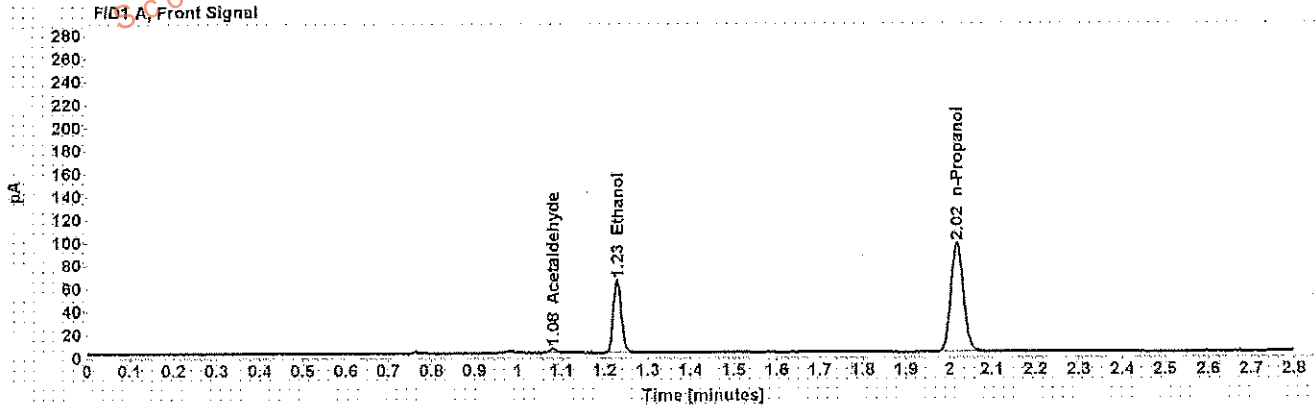


Table 1: FID 1 A (column DB-ALC1)

Compound	Amount (g/100mL)	Time (min)	Peak Area
Acetaldehyde	-----	1.081	3.941
>Ethanol	0.1171	1.229	82.545
n-Propanol	-----	2.018	193.604

Table 2: FID 2 B (column DB-ALC2)

Compound	Time (min)	Peak Area
Acetaldehyde	0.968	4.963
Ethanol	1.353	97.516
n-Propanol	2.363	228.074

Scottsdale Police Department Crime Lab Volatiles Analysis

Sample:	[REDACTED]	Item number:	1201997
Injection date:	3/5/2018 4:49:56 PM	Vial:	57
Method:	ethanol quant.M	Sequence:	5Mar18
Instrument:	US14173023 CN14160045	Analyst:	Adrian
Data file:	C:\Chem3211\Data\5Mar18\57.D		

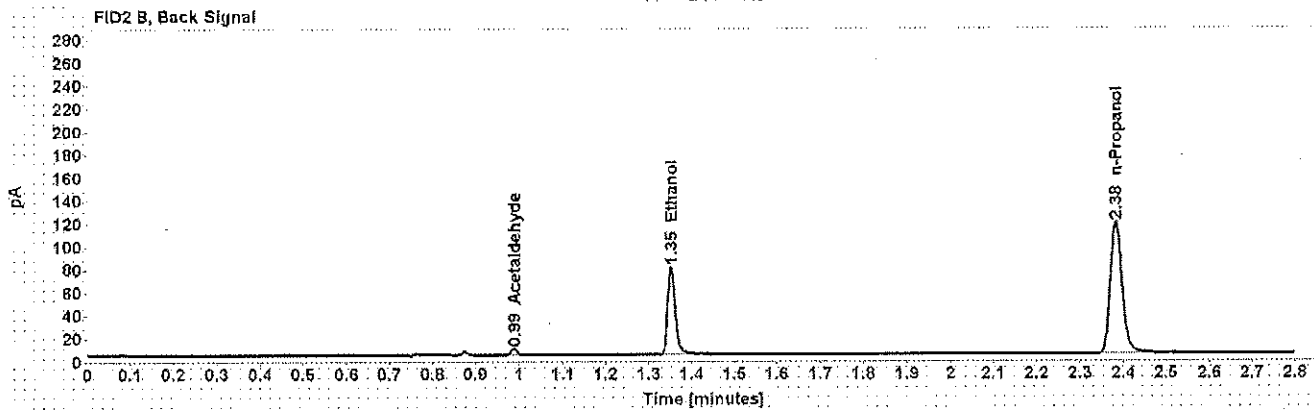
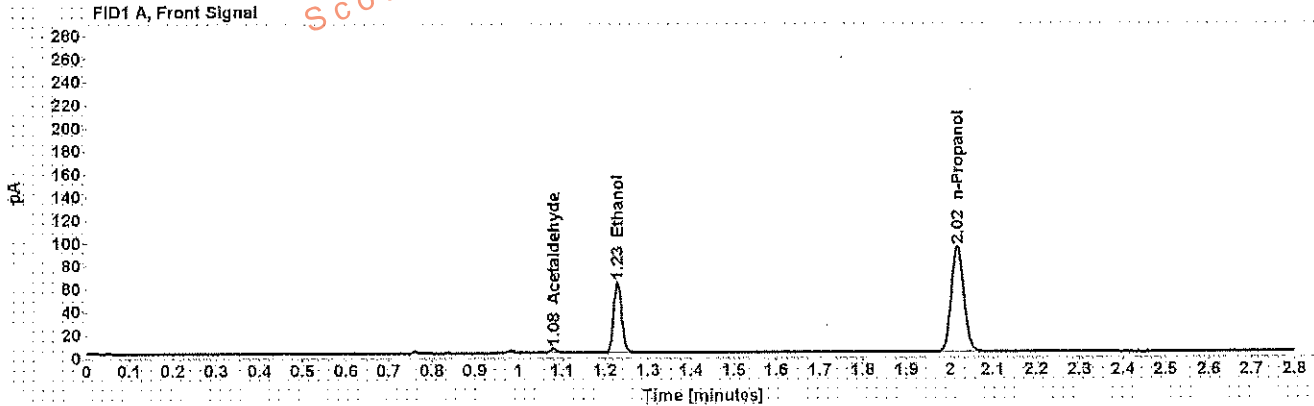


Table 1: FID 1 A (column DB-ALC1)

Compound	Amount (g/100mL)	Time (min)	Peak Area
Acetaldehyde	-----	1.080	3.939
>Ethanol	0.1170	1.229	80.211
n-Propanol	-----	2.018	188.281

Table 2: FID 2 B (column DB-ALC2)

Compound	Time (min)	Peak Area
Acetaldehyde	0.988	4.983
Ethanol	1.352	94.464
n-Propanol	2.382	221.453

Scottsdale Police Department Crime Lab Volatiles Analysis

Sample: [REDACTED]	Item number: 1200405
Injection date: 3/5/2018 4:53:55 PM	Vial: 58
Method: ethanol quant.M	Sequence: 5Mar18
Instrument: US14173023 CN14160045	Analyst: Adrian
Data file: C:\Chem32\1\Data\5Mar18\158.D	

Dissemination is restricted to Criminal Justice Agencies and authorized Non-C.J. Agencies ONLY. Secondary dissemination to unauthorized agencies is PROHIBITED. Scottsdale City Prosecutor

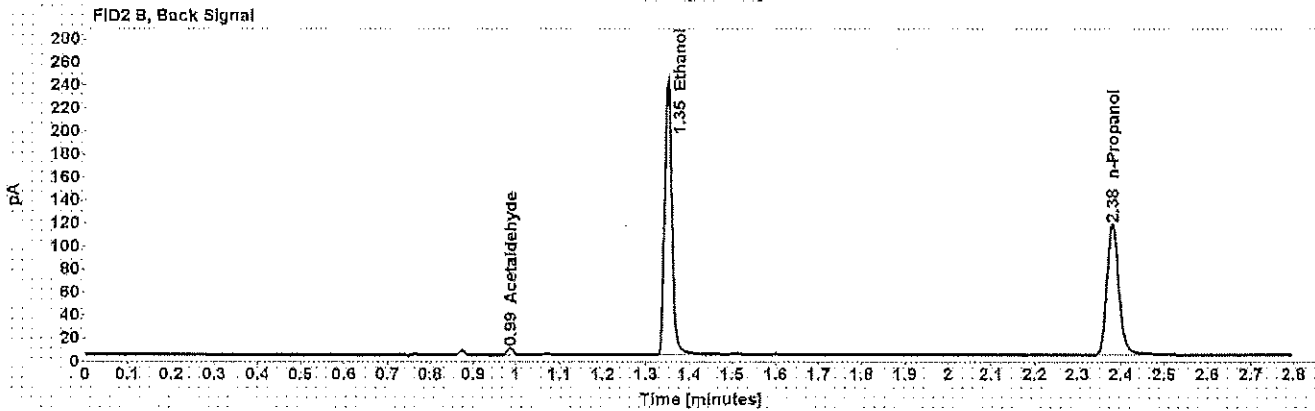
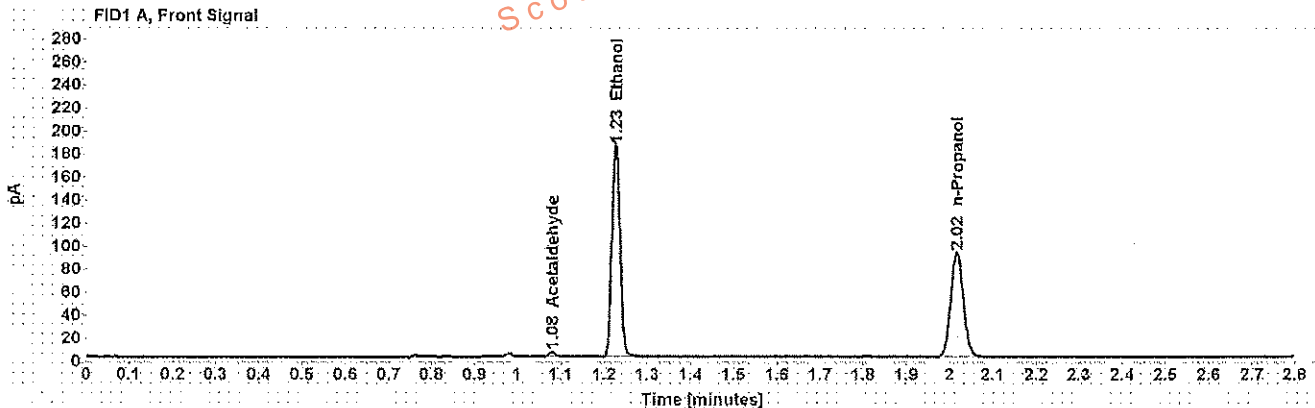


Table 1: FID 1 A (column DB-ALC1)

Compound	Amount (g/100mL)	Time (min)	Peak Area
Acetaldehyde	-----	1.080	4.429
>Ethanol	0.3532	1.227	238.835
n-Propanol	-----	2.017	186.229

Table 2: FID 2 B (column DB-ALC2)

Compound	Time (min)	Peak Area
Acetaldehyde	0.987	5.566
Ethanol	1.350	286.316
n-Propanol	2.381	219.796

Scottsdale Police Department Crime Lab Volatiles Analysis

Sample: [REDACTED]	Item number: 1200405
Injection date: 3/5/2018 4:57:56 PM	Vial: 59
Method: ethanol quant.M	Sequence: 5Mar18
Instrument: US14173023 CN14160045	Analyst: Adrian
Data file: C:\Chem3211\Data\5Mar18\59.D	

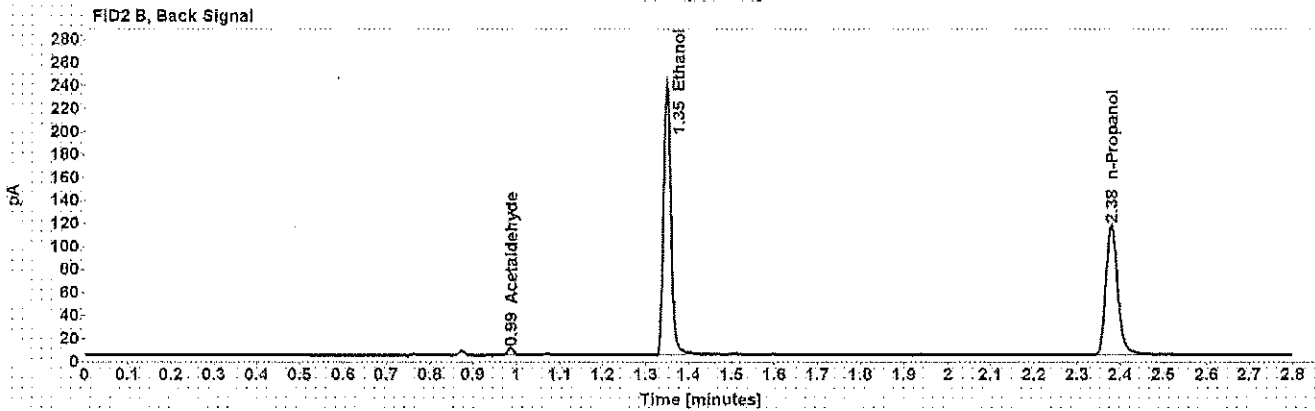
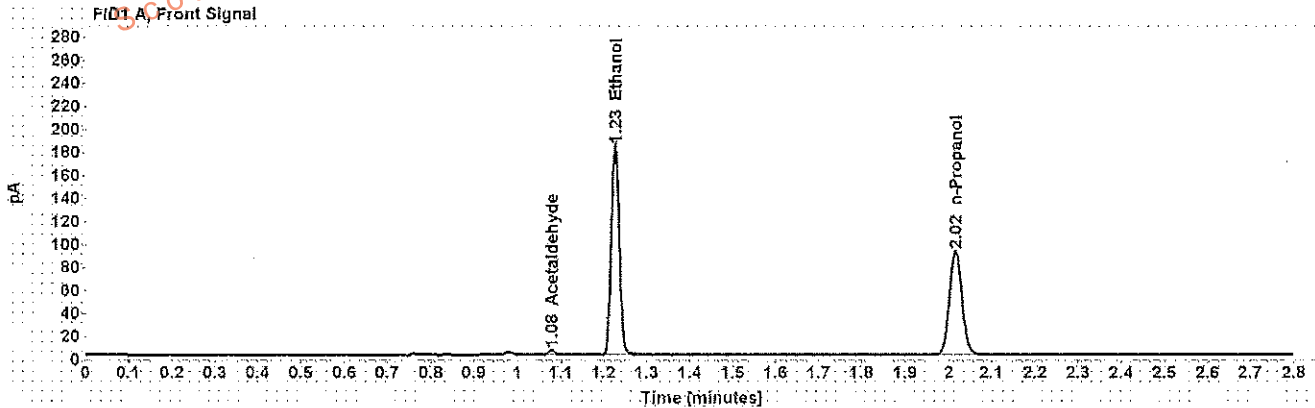


Table 1: FID 1 A (column DB-ALC1)

Compound	Amount (g/100mL)	Time (min)	Peak Area
Acetaldehyde	-----	1.079	4.463
>Ethanol	0.3520	1.226	236.746
n-Propanol	-----	2.016	185.200

Table 2: FID 2 B (column DB-ALC2)

Compound	Time (min)	Peak Area
Acetaldehyde	0.987	5.637
Ethanol	1.349	283.500
n-Propanol	2.380	218.308