

SCOTTSDALE POLICE DEPARTMENT CRIME LABORATORY BLOOD ALCOHOL FACE SHEET

ANALYSIS DATE 3/28/2018 SEQUENCE NAME 28Mar18

EQUIPMENT

Pipettor Hamilton ML600EH7497 Hamilton ML600GJ10749
 Gas Chromatograph Agilent US14173023

INSTRUMENT CALIBRATION

Vial 1 0.02 calibrator Lot FN03241604 Coefficient of determination (r²)
 Vial 2 0.10 calibrator Lot FN06181501 0.99999
 Vial 3 0.20 calibrator Lot FN07201502
 Vial 4 0.40 calibrator Lot FN11191402

CALIBRATION VERIFICATION AND RESOLUTION TEST

Vial	Sample	Expected result	Measured result	Manufacturer/lot
5	Blank	Not detected	Not detected	SPD lab 010318
6	Volatiles mixture	6 compounds	6 compounds	SPD lab 020917WLA
7	Aqueous control	0.400 g/dL	0.398 g/dL	Lipomed 08012015-C
8	Aqueous control	0.040 g/dL	0.040 g/dL	Lipomed 09022015-A
9	Blood control	0.198 g/dL	0.200 g/dL	ACQ 407041529/3
20	Aqueous control	0.080 g/dL	0.081 g/dL	Lipomed 28082014-B
31	Aqueous control	0.150 g/dL	0.152 g/dL	Lipomed 09022015-C
42	Blood control	0.198 g/dL	0.203 g/dL	ACQ 407041529/3
53	Aqueous control	0.080 g/dL	0.082 g/dL	Lipomed 28082014-B
60	Aqueous control	0.400 g/dL	0.403 g/dL	Lipomed 08012015-C
61	Aqueous control	0.040 g/dL	0.040 g/dL	Lipomed 09022015-A
62	Blood control	0.198 g/dL	0.207 g/dL	ACQ 407041529/3
63	Blank	Not detected	Not detected	SPD lab 010318

SUBJECT SAMPLES

Subjects in the sequence 23 Subjects requiring reanalysis 0

ADDITIONAL NOTES: All testing proceeded as expected.

Run valid Run invalid WA B1570 3/28/18 Analyst
 Run valid Run invalid KOSECKI 4/2/18 Technical Reviewer

Scottsdale Police Department Crime Laboratory Sequence Quality Assurance Summary

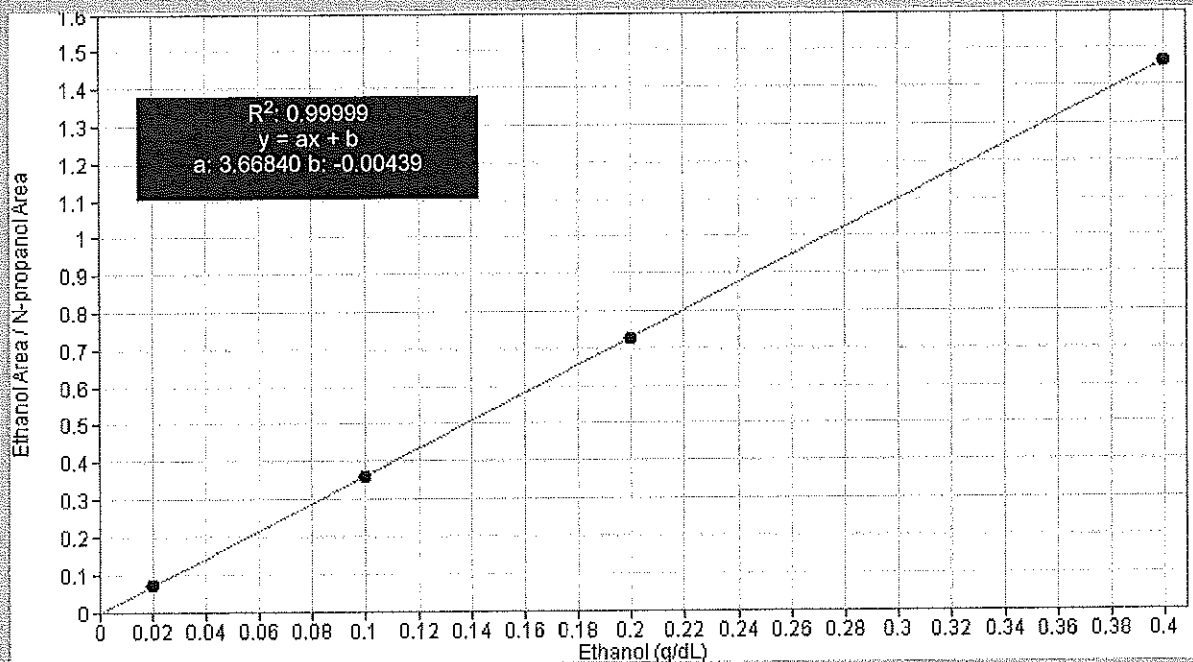
SEQUENCE NAME: 28Mar18

ANALYST: Adrian WA

Sample Name	Vial	Measured Value (g/dL)	Expected Value (g/dL)	Percent Difference	Absolute Difference (g/dL)
blank 010318	5	negative	negative	-	-
0.400 Lipomed 08012015-C	7	0.398	0.400	0.50	-0.002
0.040 Lipomed 09022015-A	8	0.040	0.040	0.00	0.000
0.198 ACQ 407041529/3	9	0.200	0.198	1.01	0.002
0.080 Lipomed 28082014-B	20	0.081	0.080	1.25	0.001
0.150 Lipomed 09022015-C	31	0.152	0.150	1.33	0.002
0.198 ACQ 407041529/3	42	0.203	0.198	2.53	0.005
0.080 Lipomed 28082014-B	53	0.082	0.080	2.50	0.002
0.40 Lipomed 08012015-C	60	0.403	0.400	0.75	0.003
0.04 Lipomed 09022015-A	61	0.040	0.040	0.00	0.000
0.198 ACQ 407041529/3	62	0.207	0.198	4.55	0.009
blank 010318	63	negative	negative	-	-

Calibrator	Ethanol Area	N-propanol Area	Ratio
0.020	12.282	173.470	0.071
0.100	62.844	174.195	0.361
0.200	126.706	173.962	0.728
0.400	259.695	177.415	1.464

Calibration Line



Scottsdale Police Department Crime Lab Volatiles Analysis

WA

Sample: 0.020 Cerilliant FN03241604	Item number:
Injection date: 3/28/2018 9:27:20 AM	Vial: 1
Method: ethanol quant.M	Sequence: 28Mar18
Instrument: US14173023 CN14160045	Analyst: Adrian
Data file: C:\Chem32\1\Data\28Mar18\1.D	

Dissemination is restricted to Criminal Justice Agencies and authorized agencies ONLY. Secondary dissemination to unauthorized agencies is PROHIBITED. Scottsdale City Prosecutor

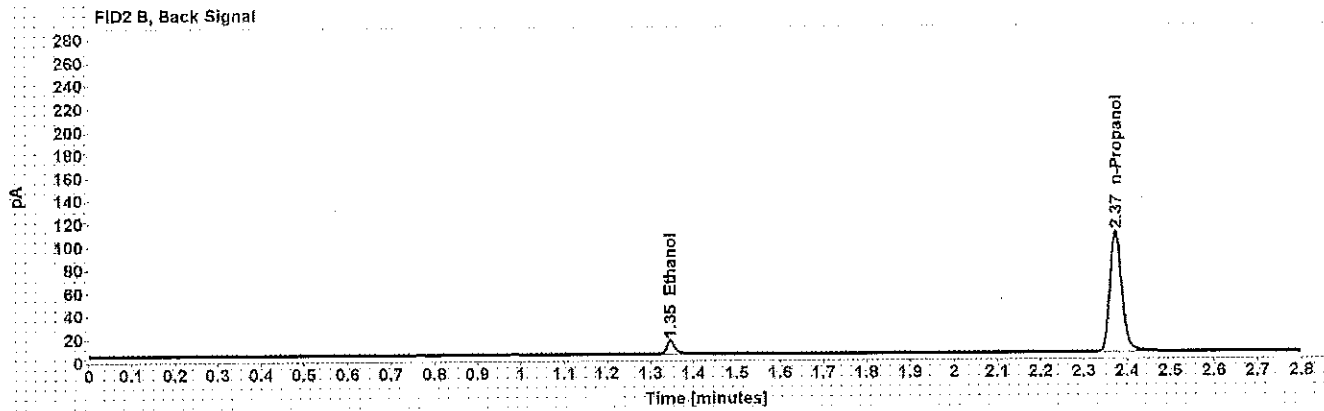
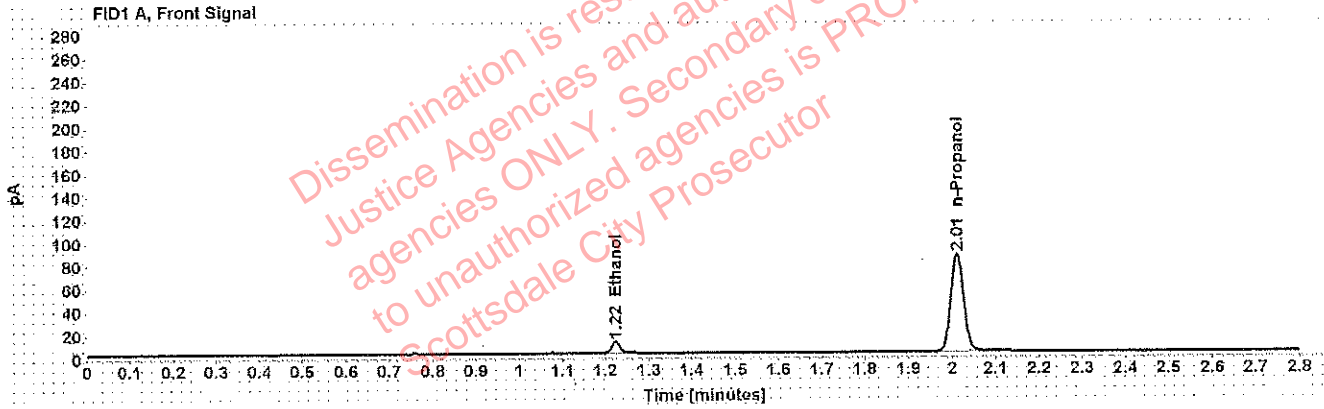


Table 1: FID 1 A (column DB-ALC1)

Compound	Time (min)	Peak Area
Ethanol	1.224	12.282
n-Propanol	2.012	173.470

Table 2: FID 2 B (column DB-ALC2)

Compound	Time (min)	Peak Area
Ethanol	1.346	14.219
n-Propanol	2.374	201.466

Scottsdale Police Department Crime Lab Volatiles Analysis

WA

Sample: 0.100 Cerilliant FN06181501	Item number:
Injection date: 3/28/2018 9:31:19 AM	Vial: 2
Method: ethanol quant.M	Sequence: 28Mar18
Instrument: US14173023 CN14160045	Analyst: Adrian
Data file: C:\Chem32\1\Data\28Mar18\2.D	

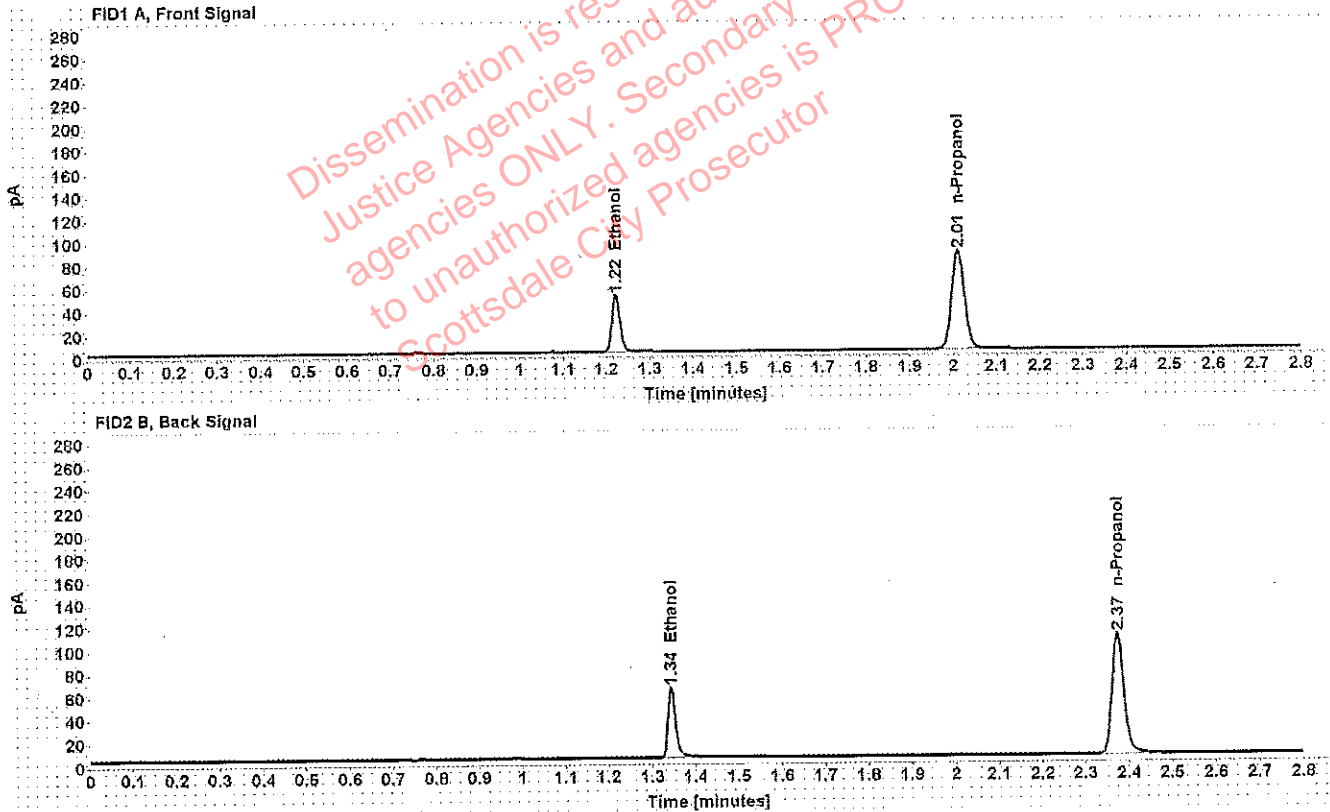


Table 1: FID 1 A (column DB-ALC1)

Compound	Time (min)	Peak Area
Ethanol	1.223	62.844
n-Propanol	2.012	174.195

Table 2: FID 2 B (column DB-ALC2)

Compound	Time (min)	Peak Area
Ethanol	1.344	73.682
n-Propanol	2.374	202.331

Scottsdale Police Department Crime Lab Volatiles Analysis

WA

Sample: 0.200 Cerilliant FN07201502	Item number:
Injection date: 3/28/2018 9:35:20 AM	Vial: 3
Method: ethanol quant.M	Sequence: 28Mar18
Instrument: US14173023 CN14160045	Analyst: Adrian
Data file: C:\Chem32\11Data\28Mar18\3.D	

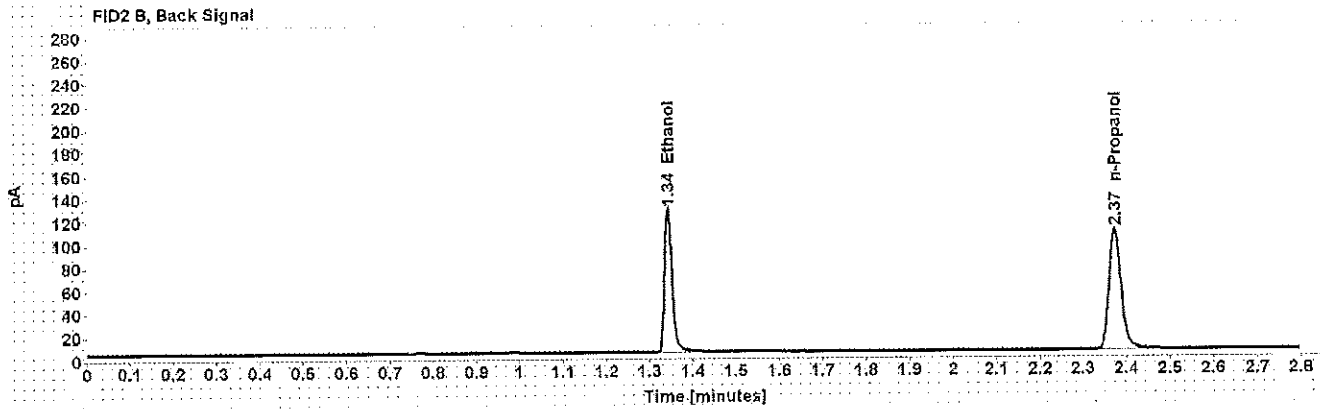
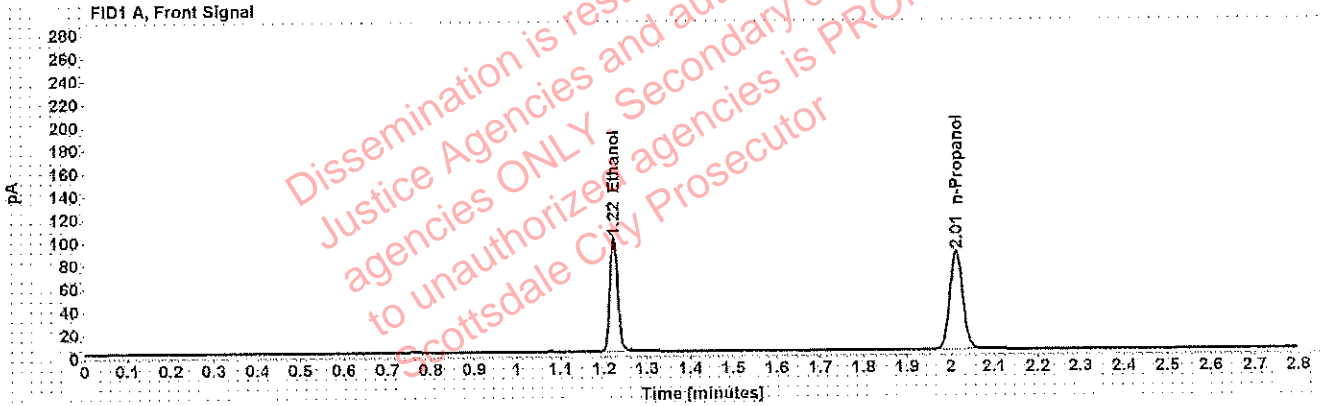


Table 1: FID 1 A (column DB-ALC1)

Compound	Time (min)	Peak Area
Ethanol	1.222	126.706
n-Propanol	2.012	173.962

Table 2: FID 2 B (column DB-ALC2)

Compound	Time (min)	Peak Area
Ethanol	1.343	151.248
n-Propanol	2.374	202.104

Scottsdale Police Department Crime Lab Volatiles Analysis

WA

Sample: 0.400 Cerilliant FN11191402	Item number:
Injection date: 3/28/2018 9:39:20 AM	Vial: 4
Method: ethanol quant.M	Sequence: 28Mar18
Instrument: US14173023 CN14160045	Analyst: Adrian
Data file: C:\Chem32\1\Data\28Mar18\4.D	

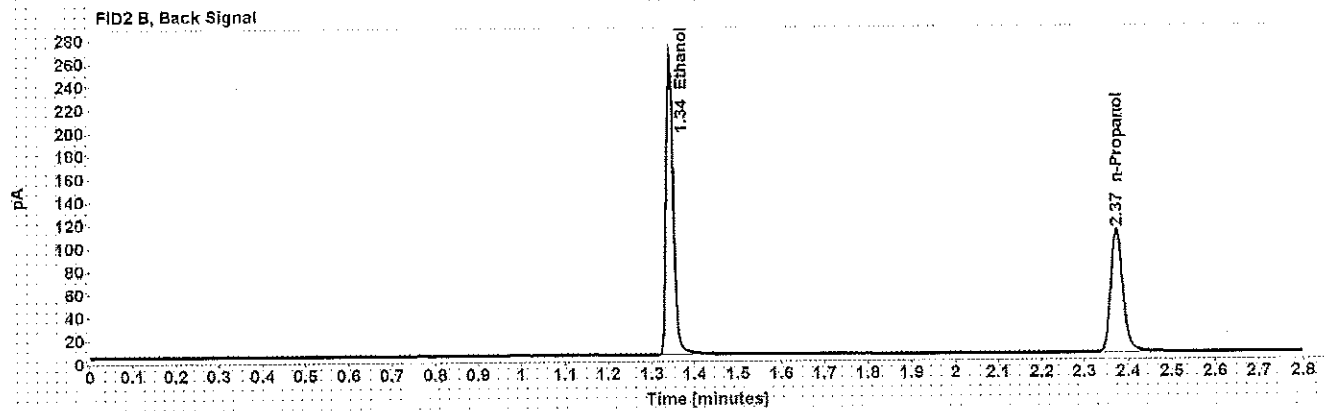
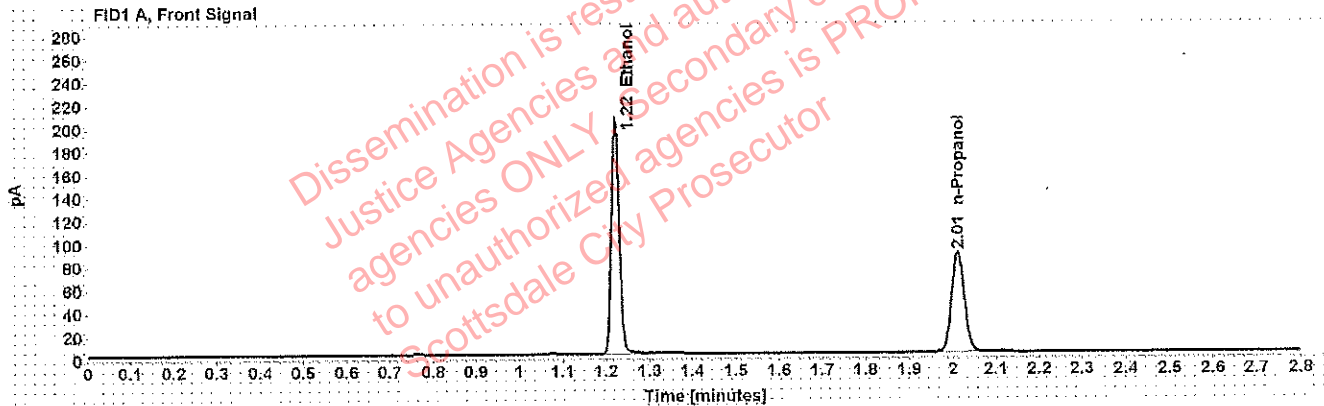


Table 1: FID 1 A (column DB-ALC1)

Compound	Time (min)	Peak Area
Ethanol	1.222	259.695
n-Propanol	2.012	177.415

Table 2: FID 2 B (column DB-ALC2)

Compound	Time (min)	Peak Area
Ethanol	1.342	310.845
n-Propanol	2.374	206.829

Scottsdale Police Department Crime Lab Volatiles Analysis

WA

Sample: blank 010318	Item number:
Injection date: 3/28/2018 9:43:20 AM	Vial: 5
Method: ethanol quant.M	Sequence: 28Mar18
Instrument: US14173023 CN14160045	Analyst: Adrian
Data file: C:\Chem32\1\Data\28Mar18\5.D	

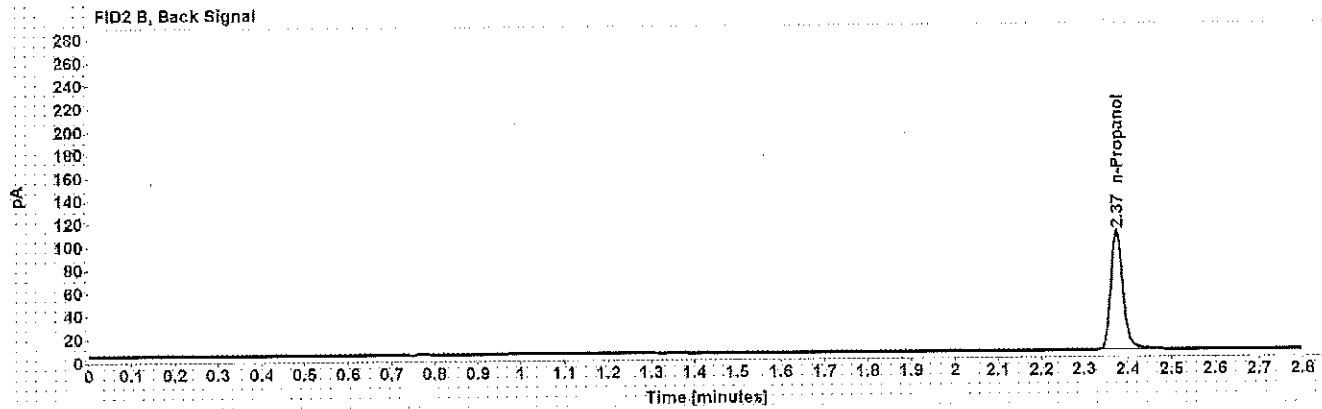
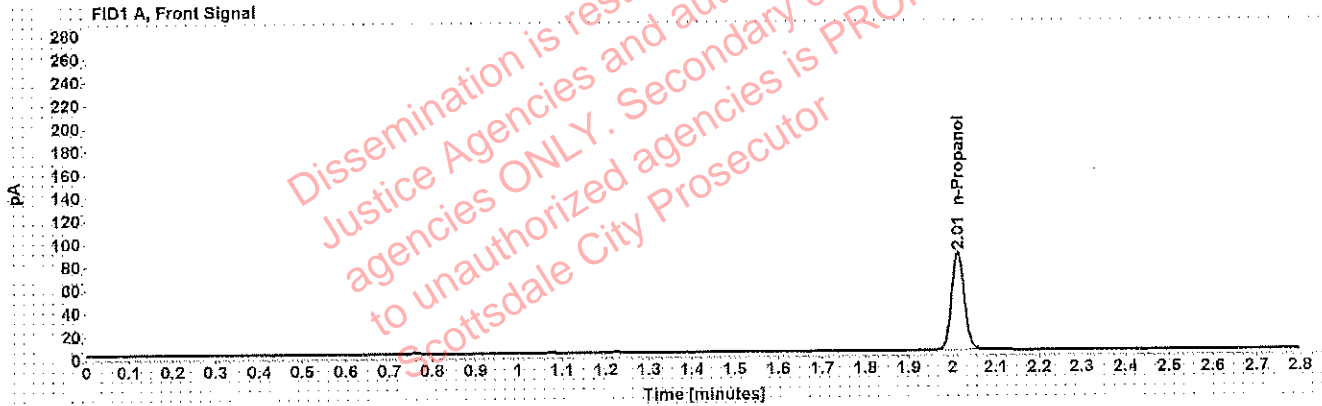


Table 1: FID 1 A (column DB-ALC1)

Compound	Amount (g/100mL)	Time (min)	Peak Area
n-Propanol	-----	2.012	173.271

Table 2: FID 2 B (column DB-ALC2)

Compound	Time (min)	Peak Area
n-Propanol	2.374	200.593

Scottsdale Police Department Crime Lab Volatiles Analysis

WA

Sample: volatiles mix 020917 WLA	Item number:
Injection date: 3/28/2018 9:47:20 AM	Vial: 6
Method: ethanol quant.M	Sequence: 28Mar18
Instrument: US14173023 CN14160045	Analyst: Adrian
Data file: C:\Chem32\11\Data\28Mar18\6.D	

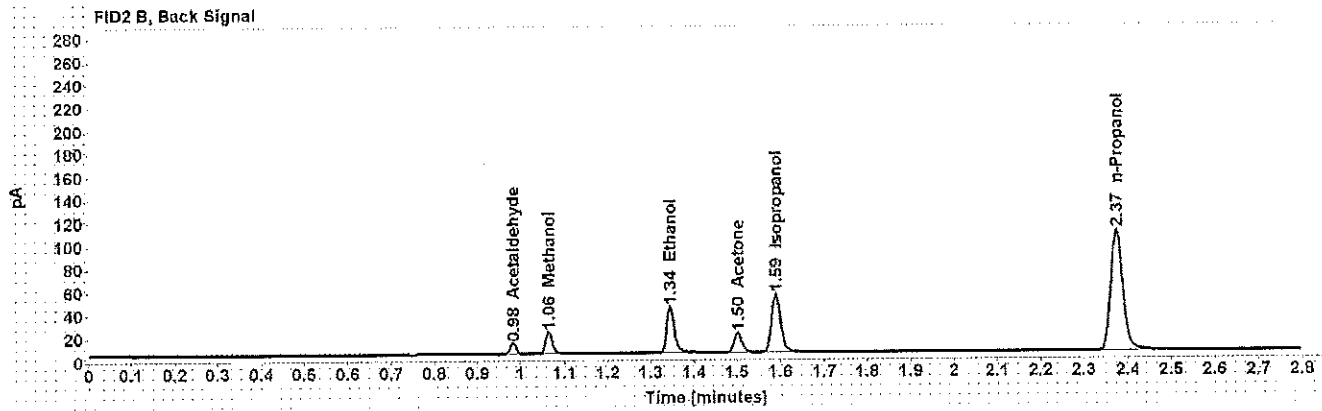
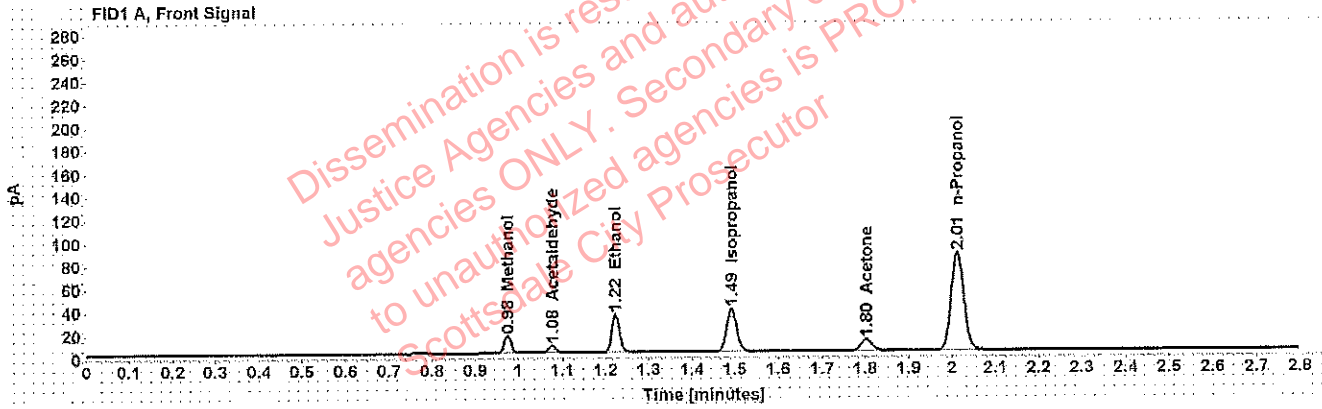


Table 1: FID 1 A (column DB-ALC1)

Compound	Amount (g/100mL)	Time (min)	Peak Area
Methanol	-----	0.975	16.891
Acetaldehyde	-----	1.077	6.865
>Ethanol	0.0678	1.223	42.556
Isopropanol	-----	1.492	61.009
Acetone	-----	1.802	18.334
n-Propanol	-----	2.012	174.090

Table 2: FID 2 B (column DB-ALC2)

Compound	Time (min)	Peak Area
Acetaldehyde	0.984	8.578
Methanol	1.064	20.210
Ethanol	1.345	49.782
Acetone	1.502	21.005
Isopropanol	1.590	72.935
n-Propanol	2.375	202.249

Scottsdale Police Department Crime Lab Volatiles Analysis

WA

Sample: 0.400 Lipomed 08012015-C	Item number:
Injection date: 3/28/2018 9:51:35 AM	Vial: 7
Method: ethanol quant.M	Sequence: 28Mar18
Instrument: US14173023 CN14160045	Analyst: Adrian
Data file: C:\Chem32\1\Data\28Mar18\7.D	

Dissemination is restricted to Criminal Justice Agencies and authorized NOA's. Agencies ONLY. Secondary dissemination to unauthorized agencies is PROHIBITED. Scottsdale City Prosecutor

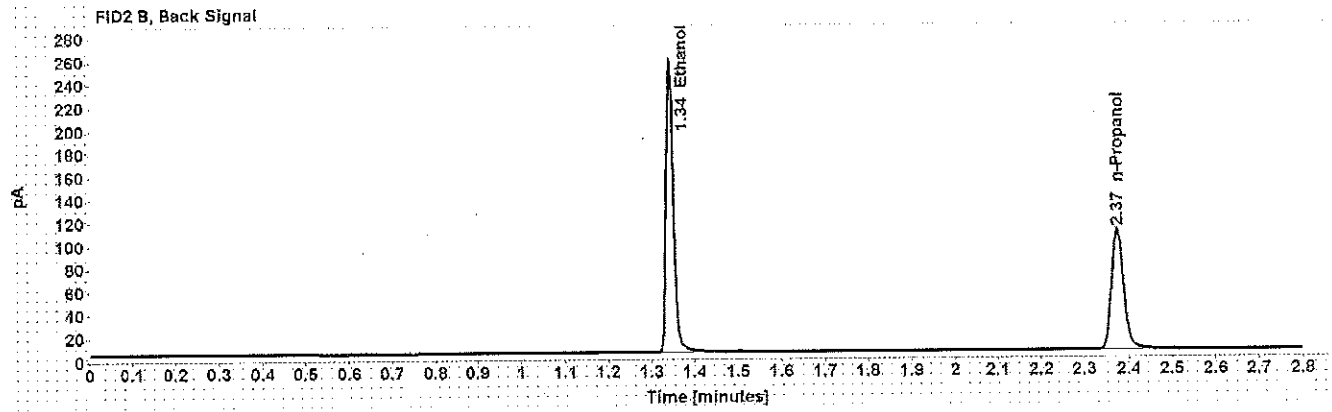
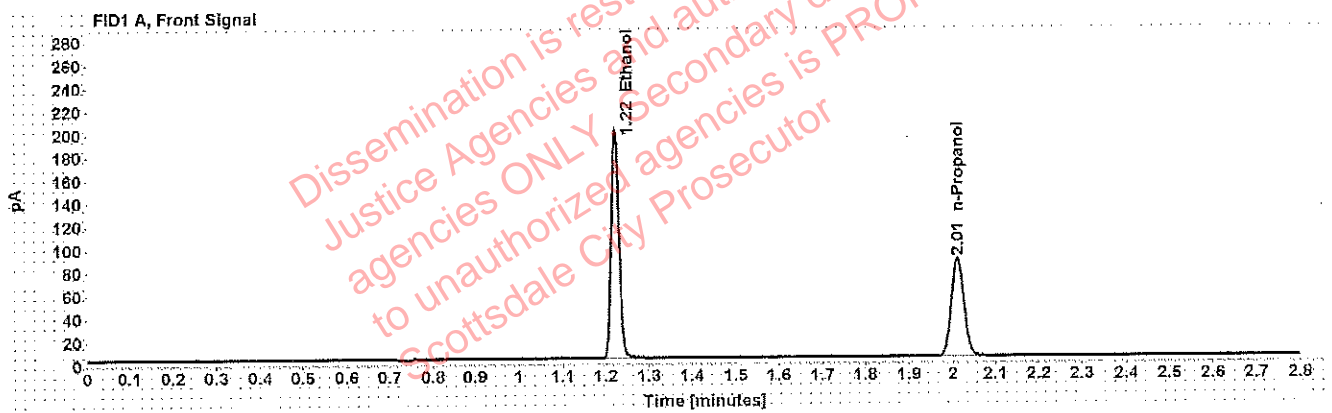


Table 1: FID 1 A (column DB-ALC1)

Compound	Amount (g/100mL)	Time (min)	Peak Area
>Ethanol	0.3987	1.222	253.780
n-Propanol	-----	2.012	174.027

Table 2: FID 2 B (column DB-ALC2)

Compound	Time (min)	Peak Area
Ethanol	1.342	304.502
n-Propanol	2.374	202.597

Scottsdale Police Department Crime Lab Volatiles Analysis

WA

Sample: 0.040 Lipomed 09022015-A	Item number:
Injection date: 3/28/2018 9:55:35 AM	Vial: 8
Method: ethanol quant.M	Sequence: 28Mar18
Instrument: US14173023 CN14160045	Analyst: Adrian
Data file: C:\Chem32\1\Data\28Mar18\8.D	

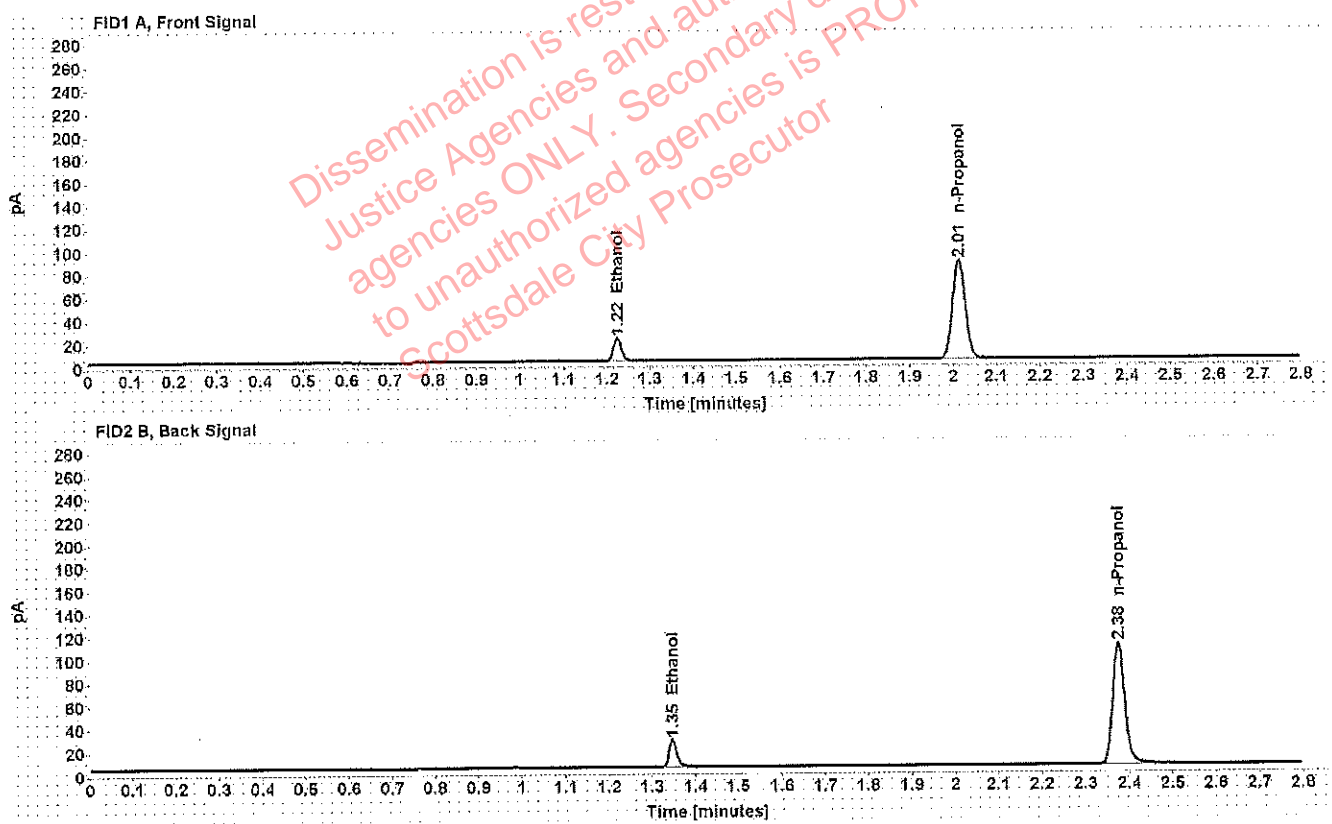


Table 1: FID 1 A (column DB-ALC1)

Compound	Amount (g/100mL)	Time (min)	Peak Area
>Ethanol	0.0405	1.224	25.165
n-Propanol	-----	2.013	174.530

Table 2: FID 2 B (column DB-ALC2)

Compound	Time (min)	Peak Area
Ethanol	1.346	29.088
n-Propanol	2.375	202.673

Scottsdale Police Department Crime Lab Volatiles Analysis

WKA

Sample: 0.198 ACQ 407041529/3	Item number:
Injection date: 3/28/2018 9:59:35 AM	Vial: 9
Method: ethanol quant.M	Sequence: 28Mar18
Instrument: US14173023 CN14160045	Analyst: Adrian
Data file: C:\Chem3211\Data\28Mar18\9.D	

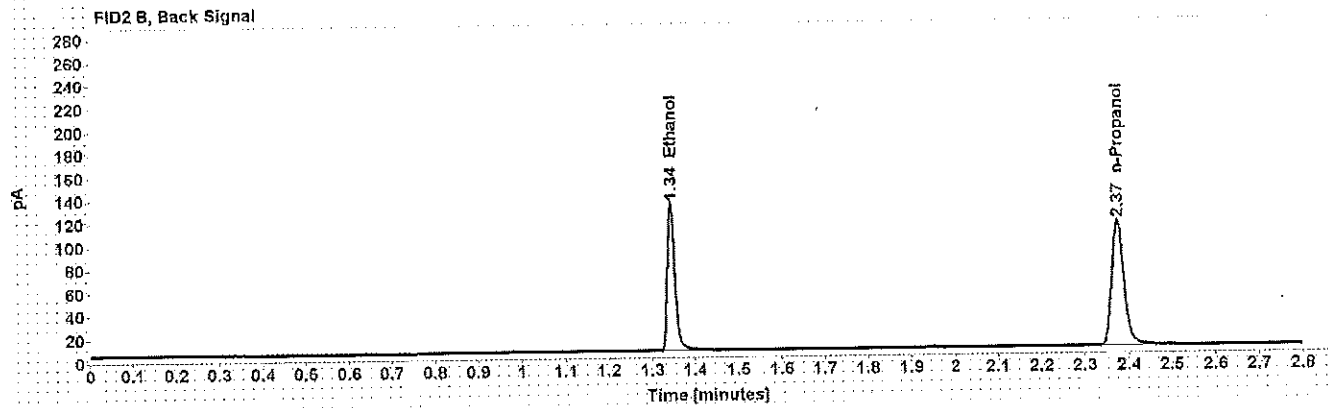
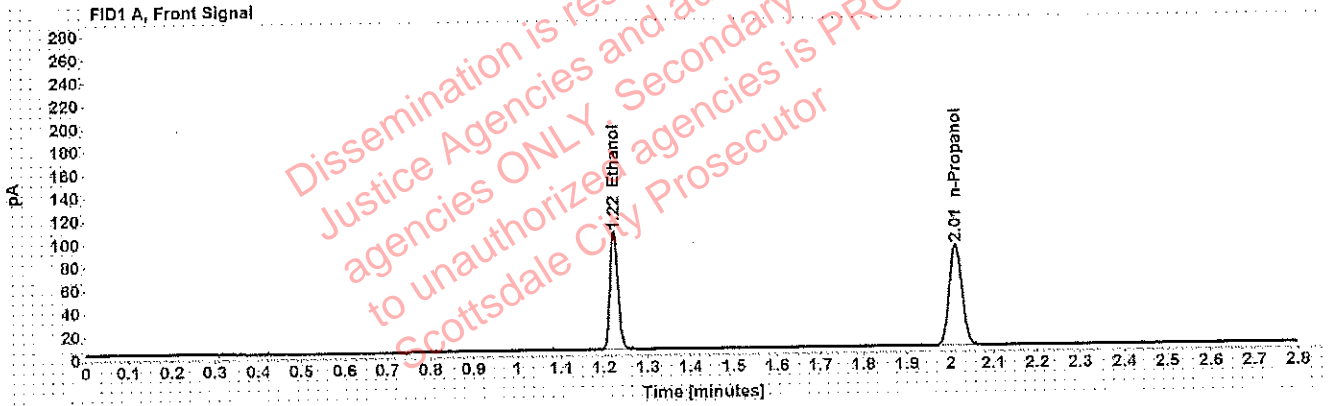


Table 1: FID 1 A (column DB-ALC1)

Compound	Amount (g/100mL)	Time (min)	Peak Area
>Ethanol	0.2002	1.223	131.192
n-Propanol	-----	2.013	179.687

Table 2: FID 2 B (column DB-ALC2)

Compound	Time (min)	Peak Area
Ethanol	1.344	155.553
n-Propanol	2.375	209.188

Scottsdale Police Department Crime Lab Volatiles Analysis

WA

Sample: 0.080 Lipomed 28082014-B	Item number:
Injection date: 3/28/2018 10:44:05 AM	Vial: 20
Method: ethanol quant.M	Sequence: 28Mar18
Instrument: US14173023 CN14160045	Analyst: Adrian
Data file: C:\Chem32\11\Data\28Mar18\20.D	

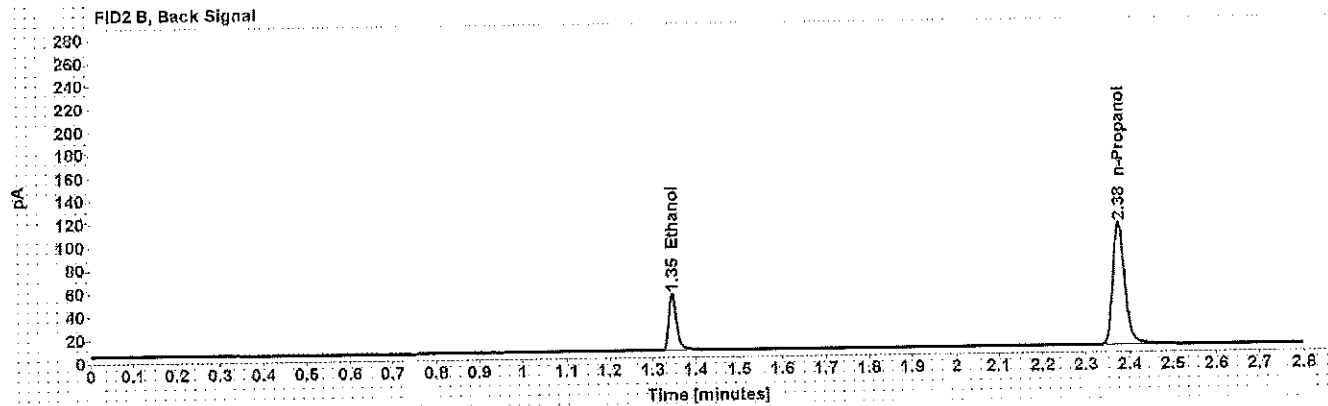
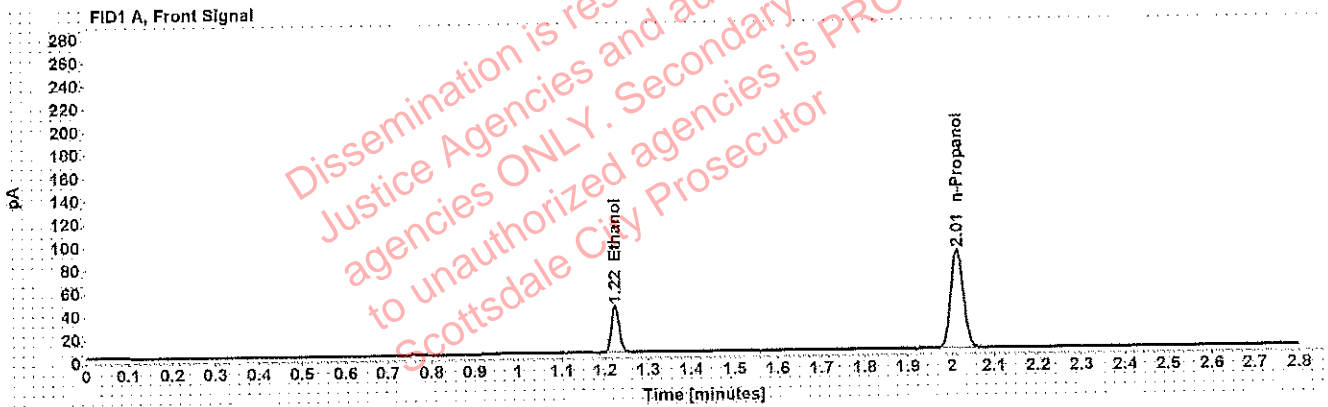


Table 1: FID 1 A (column DB-ALC1)

Compound	Amount (g/100mL)	Time (min)	Peak Area
>Ethanol	0.0814	1.224	51.543
n-Propanol	-----	2.013	175.280

Table 2: FID 2 B (column DB-ALC2)

Compound	Time (min)	Peak Area
Ethanol	1.346	60.236
n-Propanol	2.376	204.630

Scottsdale Police Department Crime Lab Volatiles Analysis

WA

Sample: 0.150 Lipomed 09022015-C	Item number:
Injection date: 3/28/2018 11:28:35 AM	Vial: 31
Method: ethanol quant.M	Sequence: 28Mar18
Instrument: US14173023 CN14160045	Analyst: Adrian
Data file: C:\Chem32\1\Data\28Mar18\31.D	

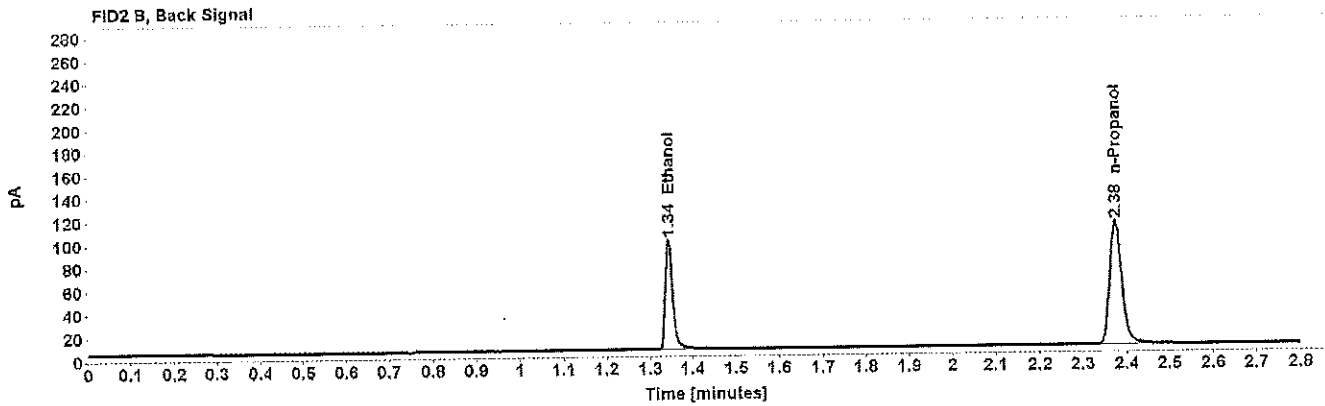
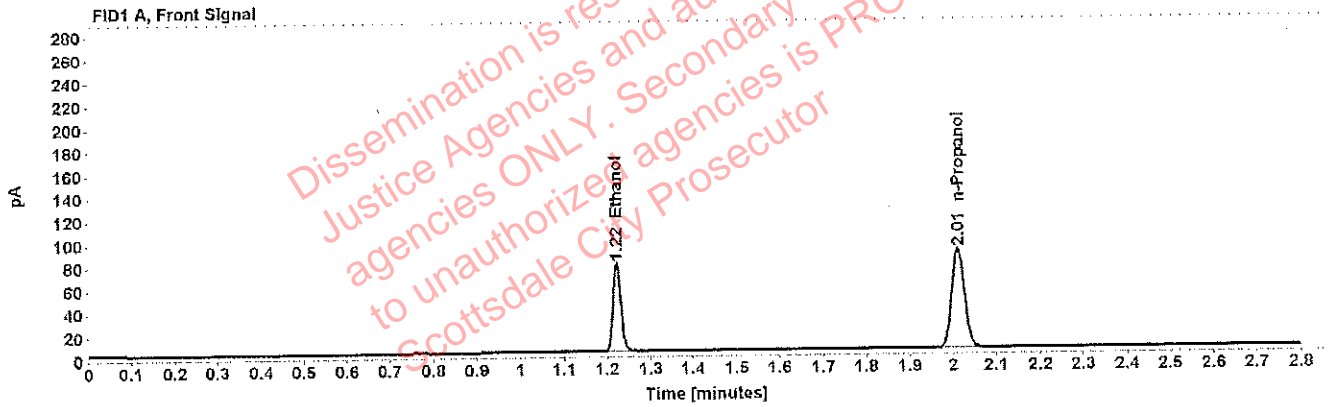


Table 1: FID 1 A (column DB-ALC1)

Compound	Amount (g/100mL)	Time (min)	Peak Area
>Ethanol	0.1525	1.223	97.969
n-Propanol	-----	2.013	176.471

Table 2: FID 2 B (column DB-ALC2)

Compound	Time (min)	Peak Area
Ethanol	1.344	116.305
n-Propanol	2.375	206.298

Scottsdale Police Department Crime Lab Volatiles Analysis

WA

Sample: 0.198 ACQ 407041529/3	Item number:
Injection date: 3/28/2018 12:12:50 PM	Vial: 42
Method: ethanol quant.M	Sequence: 28Mar18
Instrument: US14173023 CN14160045	Analyst: Adrian
Data file: C:\Chem32\1\Data\28Mar18\42.D	

Dissemination is restricted to Criminal Justice Agencies and authorized ONLY to unauthorize agencies is PROHIBITED. Scottsdale City Prosecutor

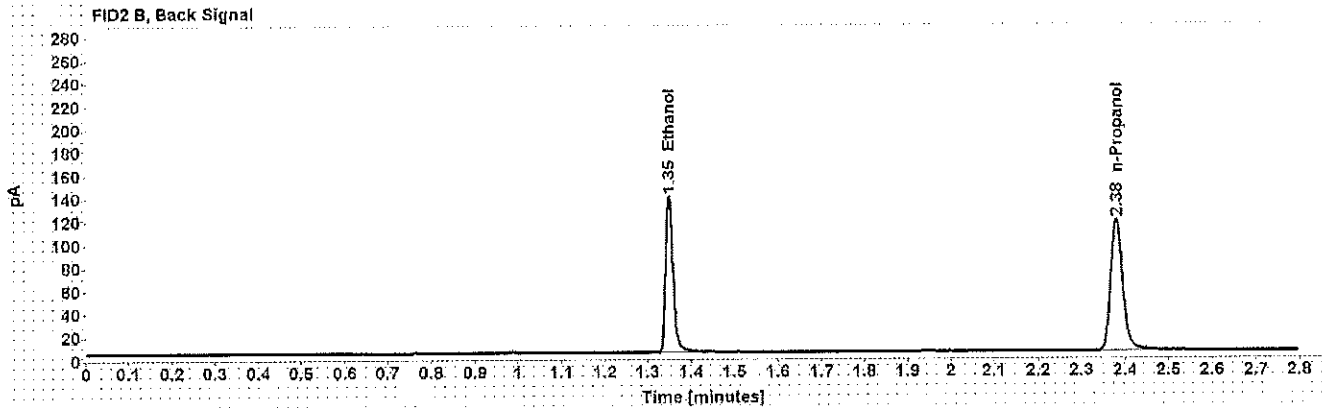
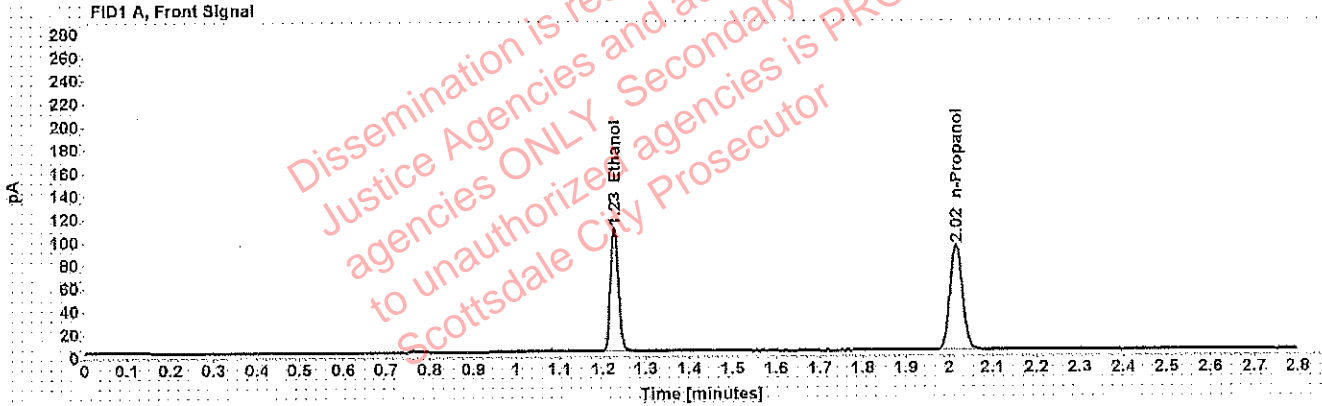


Table 1: FID 1 A (column DB-ALC1)

Compound	Amount (g/100mL)	Time (min)	Peak Area
>Ethanol	0.2037	1.227	138.762
n-Propanol	-----	2.016	186.764

Table 2: FID 2 B (column DB-ALC2)

Compound	Time (min)	Peak Area
Ethanol	1.350	165.861
n-Propanol	2.380	219.653

Scottsdale Police Department Crime Lab Volatiles Analysis

WAA

Sample: 0.080 Lipomed 28082014-B	Item number:
Injection date: 3/28/2018 12:57:20 PM	Vial: 53
Method: ethanol quant.M	Sequence: 28Mar18
Instrument: US14173023 CN14160045	Analyst: Adrian
Data file: C:\Chem32\1\Data\28Mar18\53.D	

Dissemination is restricted to Criminal Justice Agencies and authorized law enforcement agencies ONLY. Secondary dissemination to unauthorized agencies is PROHIBITED. Scottsdale City Prosecutor

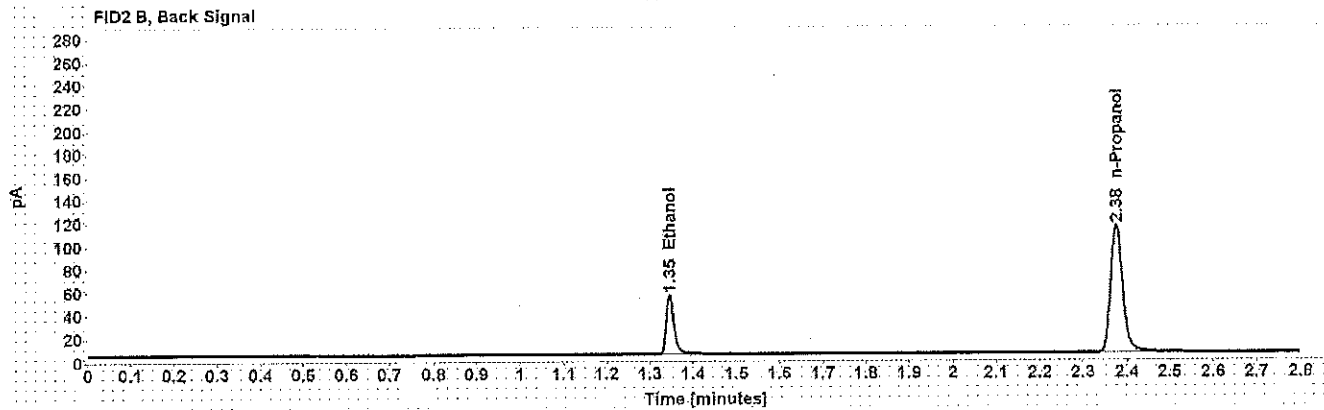
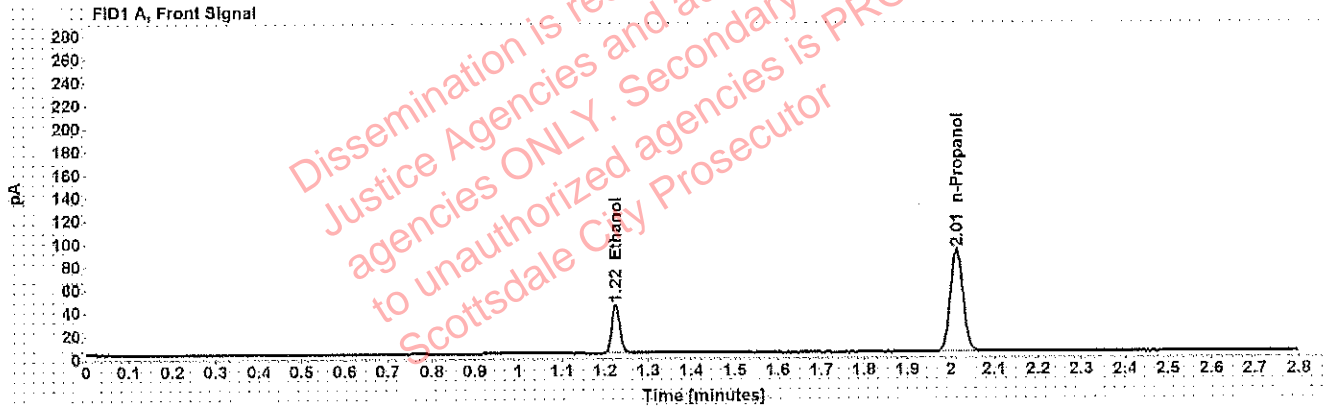


Table 1: FID 1 A (column DB-ALC1)

Compound	Amount (g/100mL)	Time (min)	Peak Area
>Ethanol	0.0823	1.224	53.879
n-Propanol	-----	2.013	181.136

Table 2: FID 2 B (column DB-ALC2)

Compound	Time (min)	Peak Area
Ethanol	1.346	63.351
n-Propanol	2.376	212.794

Scottsdale Police Department Crime Lab Volatiles Analysis

WPA

Sample: 0.40 Lipomed 08012015-C	Item number:
Injection date: 3/28/2018 1:25:35 PM	Vial: 60
Method: ethanol quant.M	Sequence: 28Mar18
Instrument: US14173023 CN14160045	Analyst: Adrian
Data file: C:\Chem32\1\Data\28Mar18\60.D	

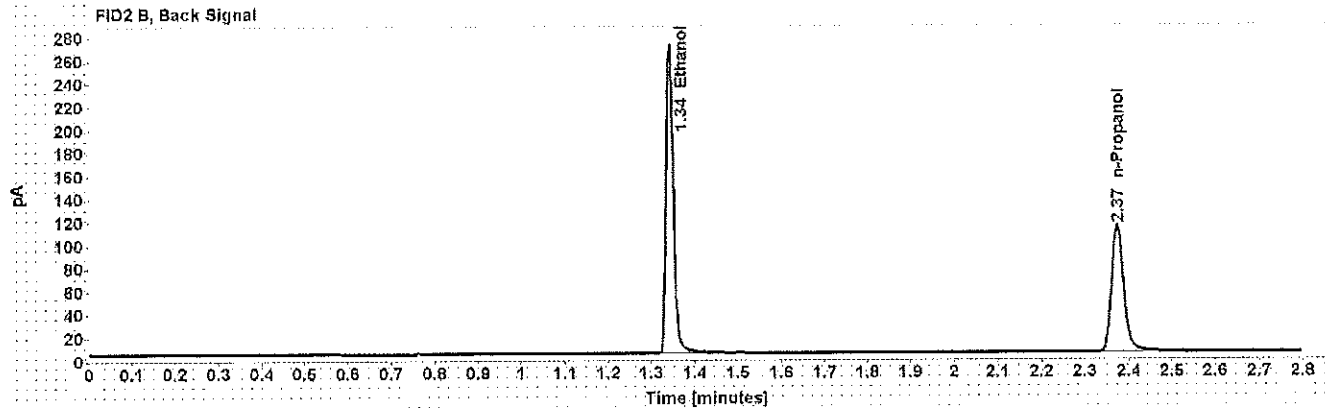
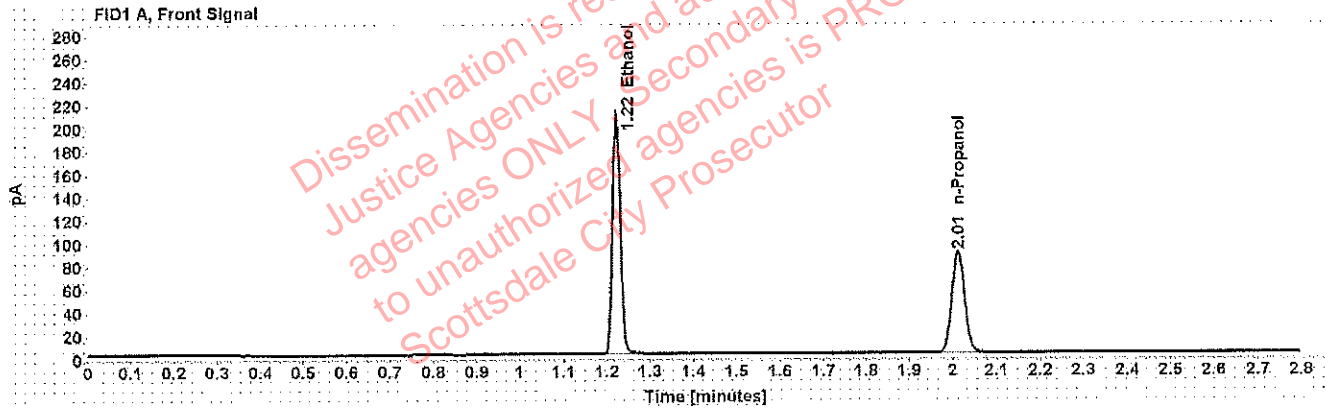


Table 1: FID 1 A (column DB-ALC1)

Compound	Amount (g/100mL)	Time (min)	Peak Area
>Ethanol	0.4035	1.222	266.077
n-Propanol	-----	2.012	180.280

Table 2: FID 2 B (column DB-ALC2)

Compound	Time (min)	Peak Area
Ethanol	1.342	321.626
n-Propanol	2.374	212.271

Scottsdale Police Department Crime Lab Volatiles Analysis

WA

Sample: 0.04 Lipomed 09022015-A	Item number:
Injection date: 3/28/2018 1:29:51 PM	Vial: 61
Method: ethanol quant.M	Sequence: 28Mar18
Instrument: US14173023 CN14160045	Analyst: Adrian
Data file: C:\Chem3211\Data\28Mar18\61.D	

Dissemination is restricted to Criminal Justice Agencies and authorized law enforcement agencies ONLY. Secondary dissemination to unauthorized agencies is PROHIBITED. Scottsdale City Prosecutor

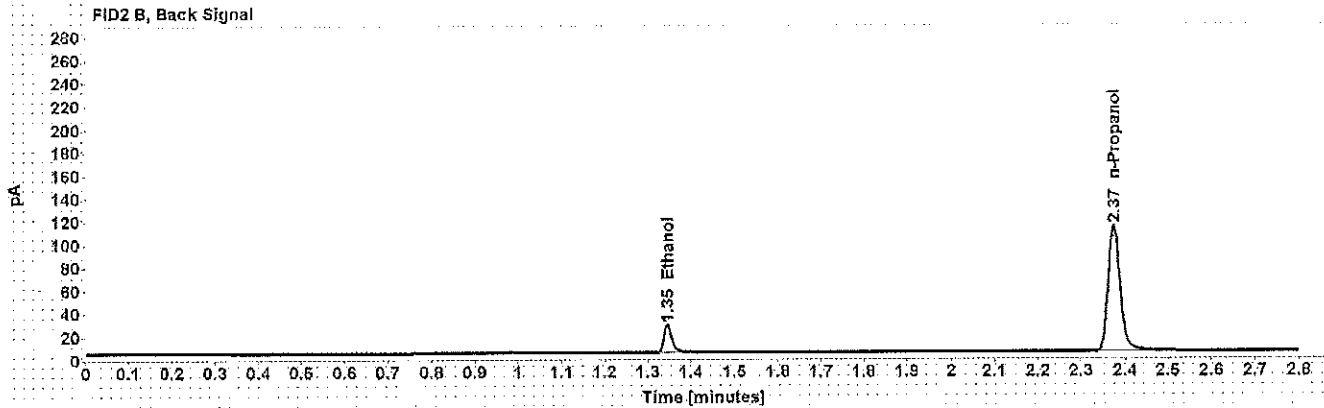
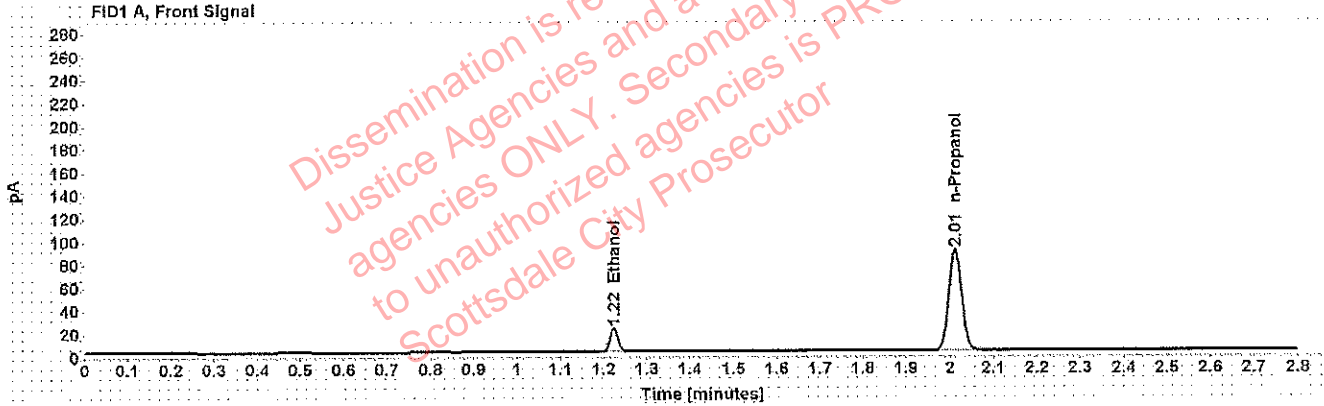


Table 1: FID 1 A (column DB-ALC1)

Compound	Amount (g/100mL)	Time (min)	Peak Area
>Ethanol	0.0409	1.224	26.177
n-Propanol	-----	2.012	179.775

Table 2: FID 2 B (column DB-ALC2)

Compound	Time (min)	Peak Area
Ethanol	1.345	30.397
n-Propanol	2.375	211.335

Scottsdale Police Department Crime Lab Volatiles Analysis

WA

Sample: 0.198 ACQ 407041529/3	Item number:
Injection date: 3/28/2018 1:33:50 PM	Vial: 62
Method: ethanol quant.M	Sequence: 28Mar18
Instrument: US14173023 CN14160045	Analyst: Adrian
Data file: C:\Chem32\1\Data\28Mar18\62.D	

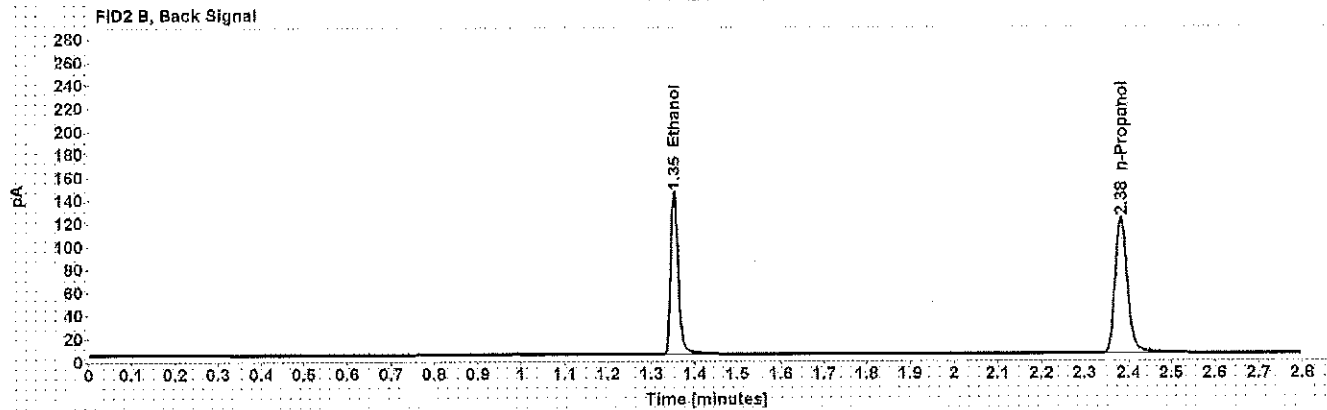
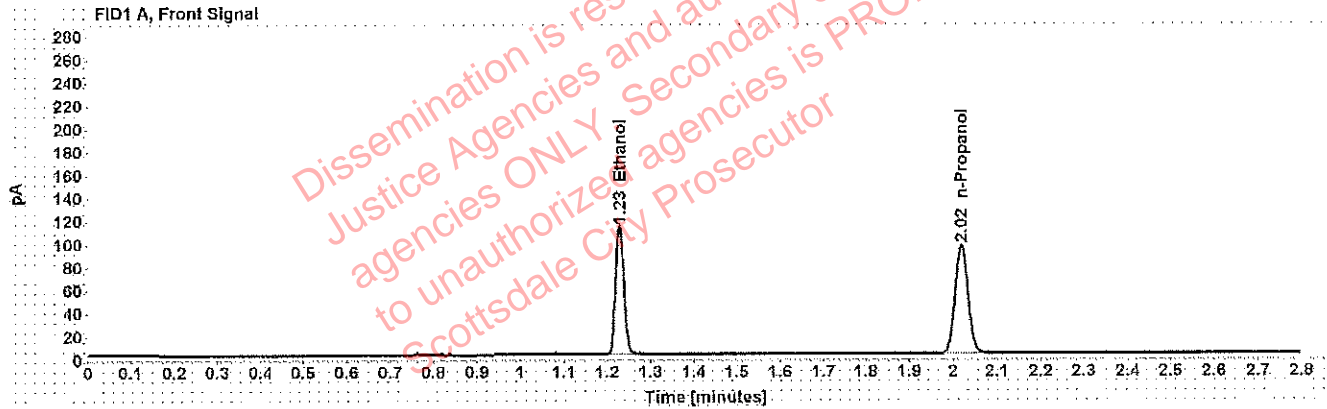


Table 1: FID 1 A (column DB-ALC1)

Compound	Amount (g/100mL)	Time (min)	Peak Area
>Ethanol	0.2071	1.229	145.714
n-Propanol	-----	2.018	192.953

Table 2: FID 2 B (column DB-ALC2)

Compound	Time (min)	Peak Area
Ethanol	1.353	174.568
n-Propanol	2.383	227.478

Scottsdale Police Department Crime Lab Volatiles Analysis

WA

Sample: blank 010318	Item number:
Injection date: 3/28/2018 1:37:50 PM	Vial: 63
Method: ethanol quant.M	Sequence: 28Mar18
Instrument: US14173023 CN14160045	Analyst: Adrian
Data file: C:\Chem32\11\Data\28Mar18\63.D	

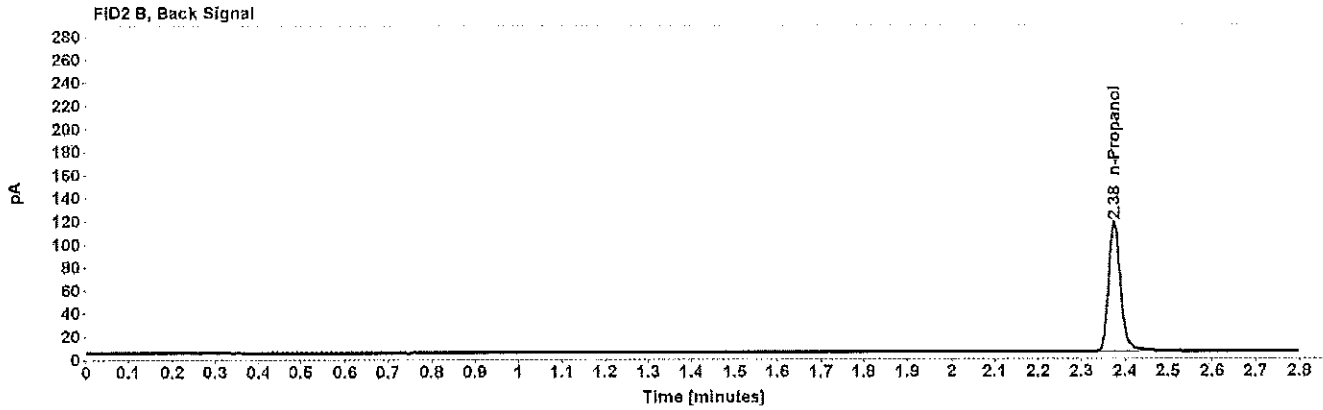
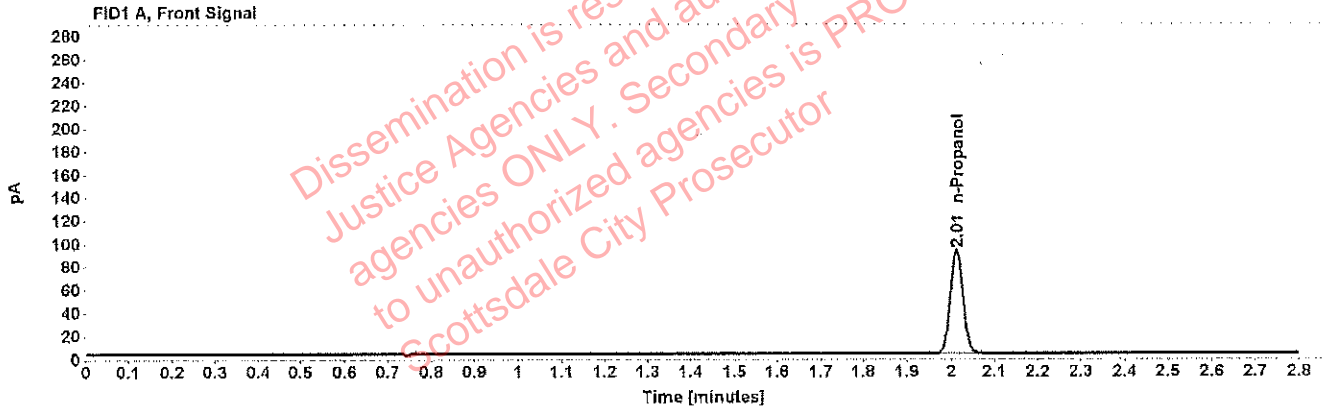


Table 1: FID 1 A (column DB-ALC1)

Compound	Amount (g/100mL)	Time (min)	Peak Area
n-Propanol	-----	2.013	183.965

Table 2: FID 2 B (column DB-ALC2)

Compound	Time (min)	Peak Area
n-Propanol	2.375	216.467

Sequence Summary

WA

Sequence name: 28Mar18 **Instrument:** US14173023 CN14160045 **Analyst:** Adrian

Vial	Sample	Type	Item Number	Method
1	0.020 Cerilliant FN03241604	Calibration		ethanol quant.M
2	0.100 Cerilliant FN06181501	Calibration		ethanol quant.M
3	0.200 Cerilliant FN07201502	Calibration		ethanol quant.M
4	0.400 Cerilliant FN11191402	Calibration		ethanol quant.M
5	blank 010318	Control		ethanol quant.M
6	volatiles mix 020917 WLA	Control		ethanol quant.M
7	0.400 Lipomed 08012015-C	Control		ethanol quant.M
8	0.040 Lipomed 09022015-A	Control		ethanol quant.M
9	0.198 ACQ 407041529/3	Control		ethanol quant.M
10		Sample	1180520	ethanol quant.M
11		Sample	1180520	ethanol quant.M
12		Sample	1194294	ethanol quant.M
13		Sample	1194294	ethanol quant.M
14		Sample	1183082	ethanol quant.M
15		Sample	1183082	ethanol quant.M
16		Sample	1201770	ethanol quant.M
17		Sample	1201770	ethanol quant.M
18		Sample	1170793	ethanol quant.M
19		Sample	1170793	ethanol quant.M
20	0.080 Lipomed 28082014-B	Control		ethanol quant.M
21		Sample	320-01A	ethanol quant.M
22		Sample	320-01A	ethanol quant.M
23		Sample	227-01A	ethanol quant.M
24		Sample	227-01A	ethanol quant.M
25		Sample	321-01A	ethanol quant.M
26		Sample	321-01A	ethanol quant.M
27		Sample	1200794	ethanol quant.M
28		Sample	1200794	ethanol quant.M
29		Sample	1173461	ethanol quant.M
30		Sample	1173461	ethanol quant.M
31	0.150 Lipomed 09022015-C	Control		ethanol quant.M
32		Sample	1182634	ethanol quant.M
33		Sample	1182634	ethanol quant.M
34		Sample	1199785	ethanol quant.M
35		Sample	1199785	ethanol quant.M
36		Sample	1199388	ethanol quant.M
37		Sample	1199388	ethanol quant.M
38		Sample	1199452	ethanol quant.M
39		Sample	1199452	ethanol quant.M
40		Sample	1199432	ethanol quant.M
41		Sample	1199432	ethanol quant.M
42	0.198 ACQ 407041529/3	Control		ethanol quant.M
43		Sample	1200449	ethanol quant.M
44		Sample	1200449	ethanol quant.M
45		Sample	1200207	ethanol quant.M
46		Sample	1200207	ethanol quant.M
47		Sample	1180923	ethanol quant.M

Sequence Summary

WA

48		Sample	1180923	ethanol quant.M
49		Sample	1202876	ethanol quant.M
50		Sample	1202876	ethanol quant.M
51		Sample	1203924	ethanol quant.M
52		Sample	1203924	ethanol quant.M
53	0.080 Lipomed 28082014-B	Control		ethanol quant.M
54		Sample	1180175	ethanol quant.M
55		Sample	1180175	ethanol quant.M
56		Sample	1204209	ethanol quant.M
57		Sample	1204209	ethanol quant.M
58		Sample	1204258	ethanol quant.M
59		Sample	1204258	ethanol quant.M
60	0.40 Lipomed 08012015-C	Control		ethanol quant.M
61	0.04 Lipomed 09022015-A	Control		ethanol quant.M
62	0.198 ACQ 407041529/3	Control		ethanol quant.M
63	blank 010318	Control		ethanol quant.M

Dissemination is restricted to Criminal Justice Agencies ONLY. Security dissemination to unauthorized agencies is PROHIBITED.
 Scottsdale City Prosecutor

Scottsdale Police Department Crime Laboratory Summary of Cases

SEQUENCE NAME: 28Mar18

ANALYST: Adrian WA

Vials	Test 1 (g/dL)	Test 2 (g/dL)	Mean (g/dL)	Percent Difference*	Absolute Difference (g/dL)*
10 11	0.1119	0.1116	0.11175	0.13	0.00015
12 13	0.0569	0.0566	0.05675	0.26	0.00015
14 15	0.1241	0.1269	0.12550	1.12	0.00140
16 17	0.0945	0.0959	0.09520	0.74	0.00070
18 19	0.1541	0.1546	0.15435	0.16	0.00025
21 22	0.2557	0.2588	0.25725	0.60	0.00155
23 24	0.2693	0.2716	0.27045	0.43	0.00115
25 26	0.1825	0.1859	0.18420	0.92	0.00170
27 28	0.1356	0.1383	0.13695	0.99	0.00135
29 30	0.2073	0.2093	0.20830	0.48	0.00100
32 33	0.1875	0.1864	0.18695	0.29	0.00055
34 35	0.1594	0.1578	0.15860	0.50	0.00080
36 37	0.1663	0.1671	0.16670	0.24	0.00040
38 39	0.2540	0.2545	0.25425	0.10	0.00025
40 41	0.1881	0.1876	0.18785	0.13	0.00025
43 44	0.1216	0.1226	0.12210	0.41	0.00050
45 46	0.0932	0.0945	0.09385	0.69	0.00065
47 48	0.1228	0.1210	0.12190	0.74	0.00090
49 50	0.1549	0.1560	0.15545	0.35	0.00055
51 52	0.1564	0.1543	0.15535	0.68	0.00105
54 55	0.1856	0.1855	0.18555	0.03	0.00005
56 57	0.0000	0.0000	0.00000	0.00	0.00000
58 59	0.1791	0.1789	0.17900	0.06	0.00010

*Calculated differences are differences from the mean of the two results.

Scottsdale Police Department Crime Lab Volatiles Analysis

Sample: [REDACTED]	Item number: 1180520
Injection date: 3/28/2018 10:03:34 AM	Vial: 10
Method: ethanol quant.M	Sequence: 28Mar18
Instrument: US14173023 CN14160045	Analyst: Adrian
Data file: C:\Chem32\1\Data\28Mar18\10.D	

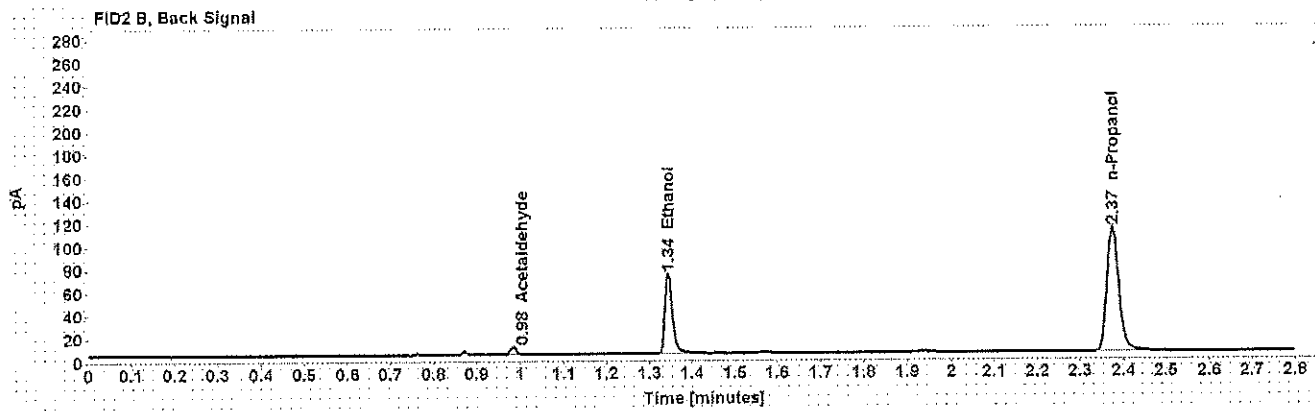
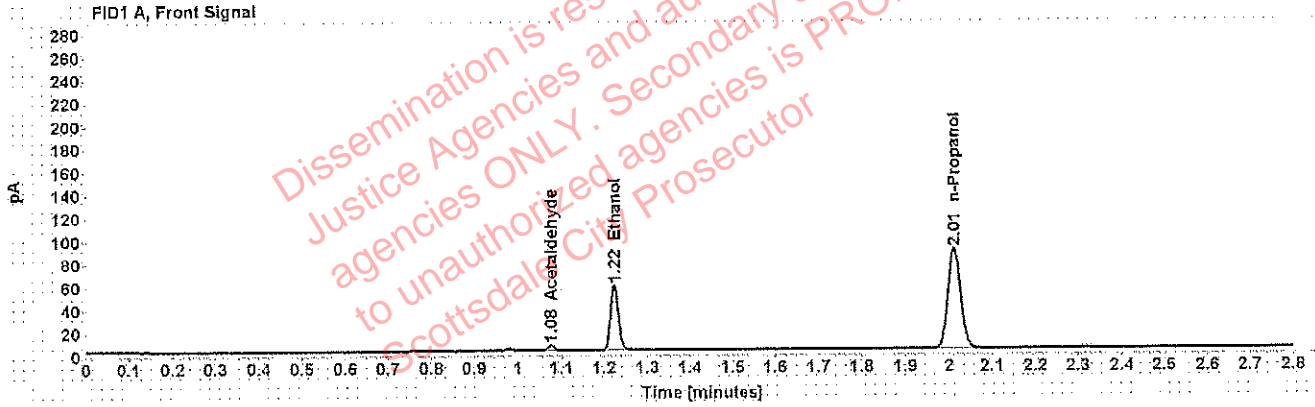


Table 1: FID 1 A (column DB-ALC1)

Compound	Amount (g/100mL)	Time (min)	Peak Area
Acetaldehyde	-----	1.077	4.794
>Ethanol	0.1119	1.223	72.461
n-Propanol	-----	2.013	178.438

Table 2: FID 2 B (column DB-ALC2)

Compound	Time (min)	Peak Area
Acetaldehyde	0.984	6.022
Ethanol	1.344	84.741
n-Propanol	2.375	208.657

Scottsdale Police Department Crime Lab Volatiles Analysis

Sample: [REDACTED]	Item number: 1180520
Injection date: 3/28/2018 10:07:35 AM	Vial: 11
Method: ethanol quant.M	Sequence: 28Mar18
Instrument: US14173023 CN14160045	Analyst: Adrian
Data file: C:\Chem32\1\Data\28Mar18\11.D	

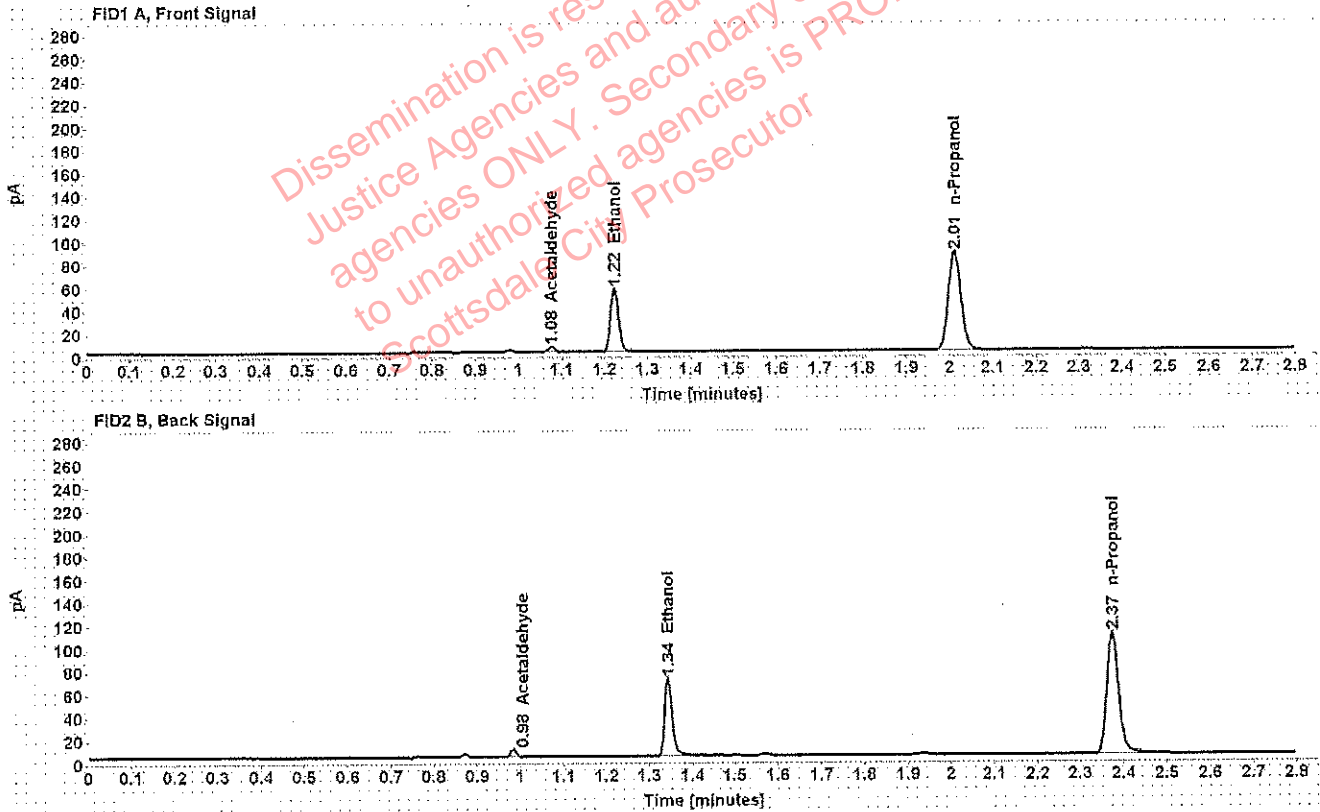


Table 1: FID 1 A (column DB-ALC1)

Compound	Amount (g/100mL)	Time (min)	Peak Area
Acetaldehyde	-----	1.076	4.784
>Ethanol	0.1116	1.223	70.871
n-Propanol	-----	2.012	175.011

Table 2: FID 2 B (column DB-ALC2)

Compound	Time (min)	Peak Area
Acetaldehyde	0.983	6.008
Ethanol	1.343	82.750
n-Propanol	2.374	205.018

Scottsdale Police Department Crime Lab Volatiles Analysis

Sample: [REDACTED]	Item number: 1194294
Injection date: 3/28/2018 10:11:34 AM	Vial: 12
Method: ethanol quant.M	Sequence: 28Mar18
Instrument: US14173023 CN14160045	Analyst: Adrian
Data file: C:\Chem32\1\Data\28Mar18\12.D	

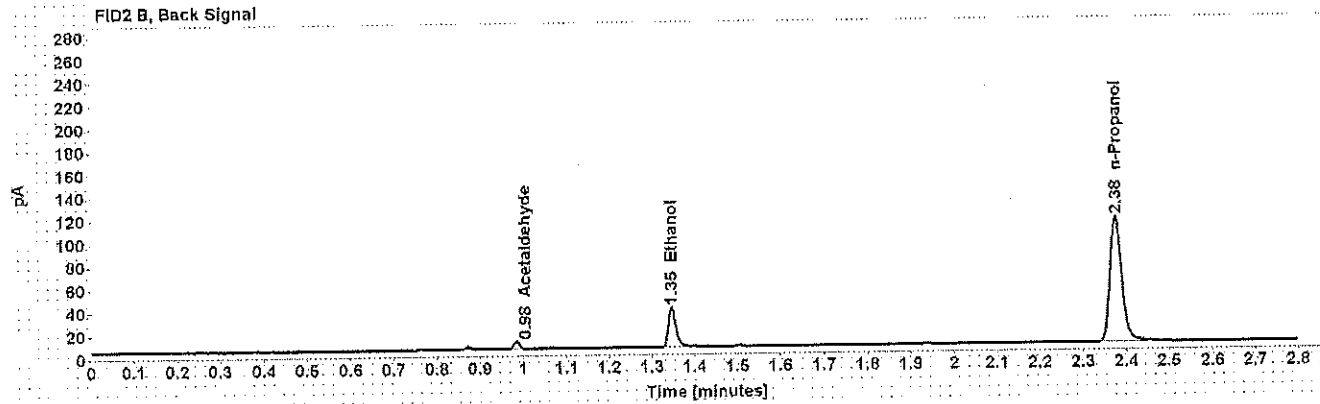
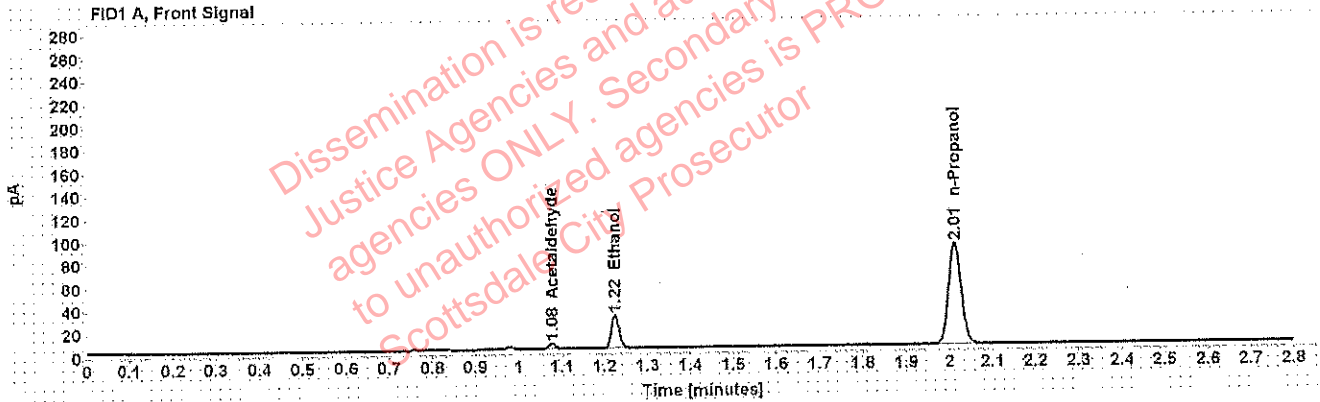


Table 1: FID 1 A (column DB-ALC1)

Compound	Amount (g/100mL)	Time (min)	Peak Area
Acetaldehyde	-----	1.077	4.881
>Ethanol	0.0569	1.225	36.957
n-Propanol	-----	2.013	180.797

Table 2: FID 2 B (column DB-ALC2)

Compound	Time (min)	Peak Area
Acetaldehyde	0.984	6.112
Ethanol	1.346	43.489
n-Propanol	2.376	210.944

Scottsdale Police Department Crime Lab Volatiles Analysis

Sample: [REDACTED]	Item number: 1194294
Injection date: 3/28/2018 10:15:50 AM	Vial: 13
Method: ethanol quant.M	Sequence: 28Mar18
Instrument: US14173023 CN14160045	Analyst: Adrian
Data file: C:\Chem32\1\Data\28Mar18\13.D	

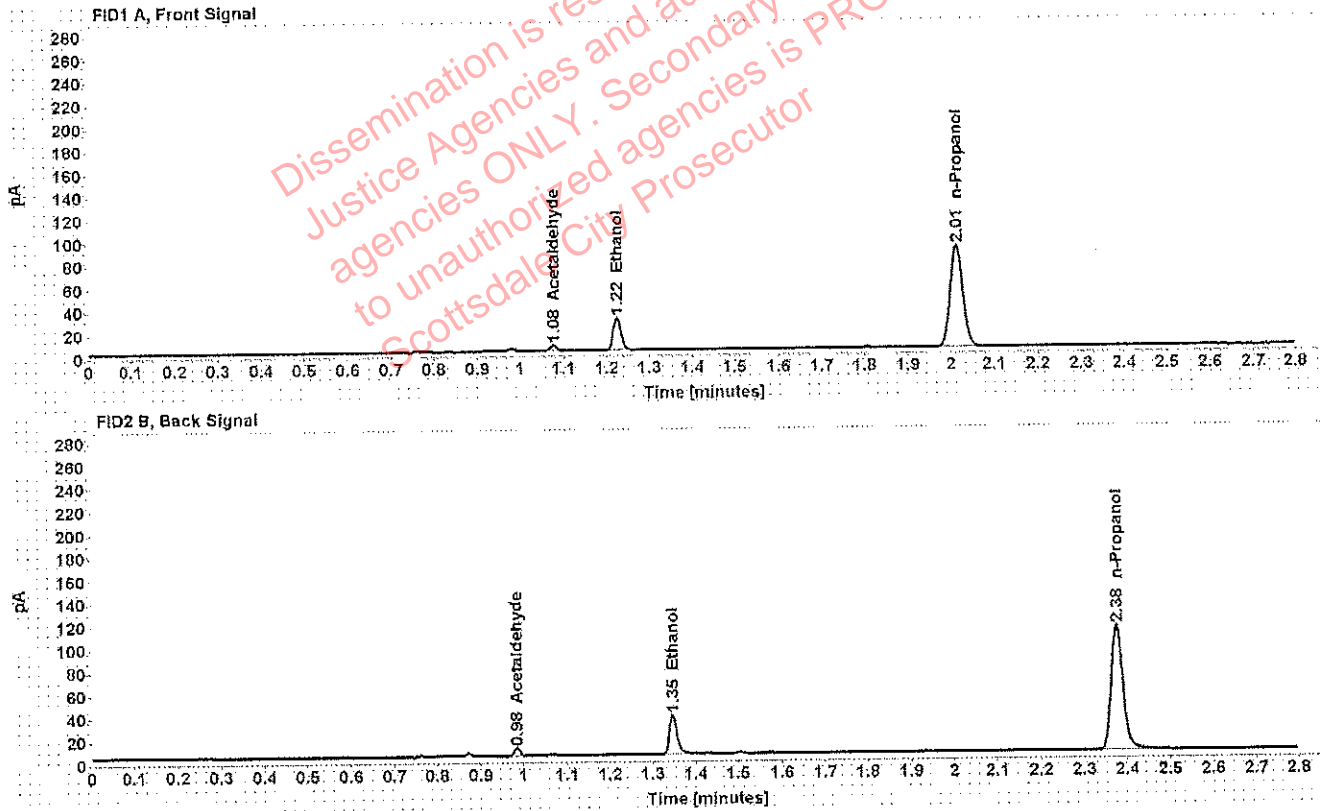


Table 1: FID 1 A (column DB-ALC1)

Compound	Amount (g/100mL)	Time (min)	Peak Area
Acetaldehyde	-----	1.077	4.998
>Ethanol	0.0566	1.224	36.646
n-Propanol	-----	2.013	180.146

Table 2: FID 2 B (column DB-ALC2)

Compound	Time (min)	Peak Area
Acetaldehyde	0.984	6.271
Ethanol	1.346	43.002
n-Propanol	2.376	210.468

Scottsdale Police Department Crime Lab Volatiles Analysis

Sample: [REDACTED]	Item number: 1183082
Injection date: 3/28/2018 10:19:50 AM	Vial: 14
Method: ethanol quant.M	Sequence: 28Mar18
Instrument: US14173023 CN14160045	Analyst: Adrian
Data file: C:\Chem32\1\Data\28Mar18\14.D	

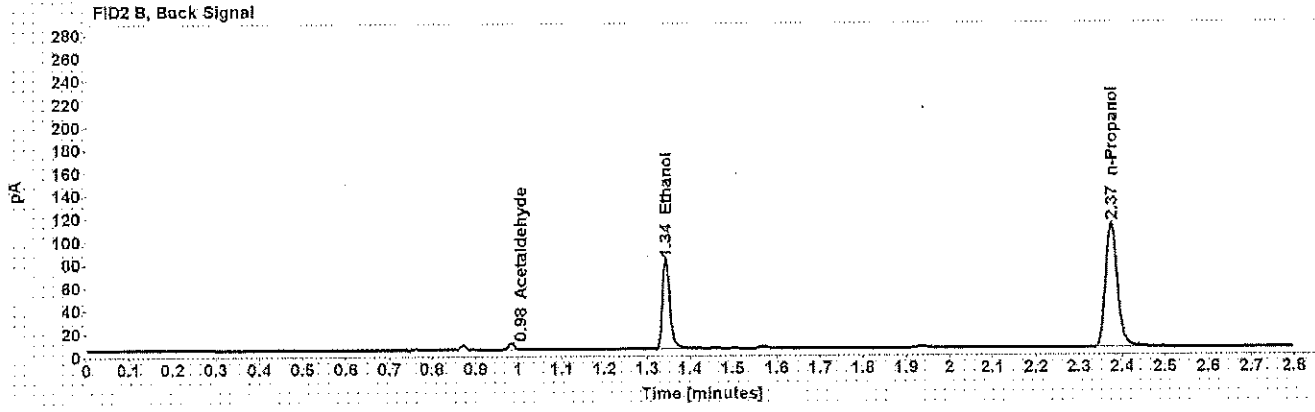
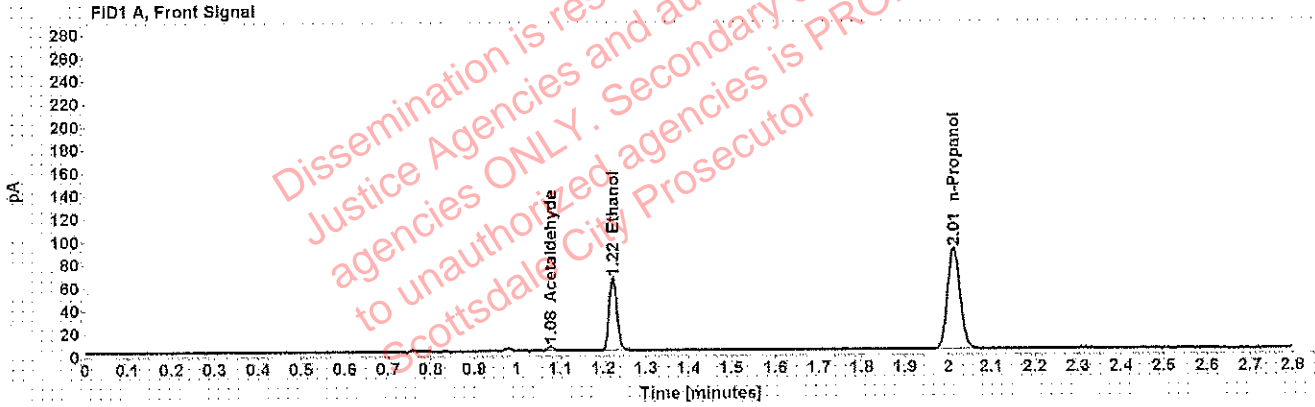


Table 1: FID 1 A (column DB-ALC1)

Compound	Amount (g/100mL)	Time (min)	Peak Area
Acetaldehyde	-----	1.077	3.991
>Ethanol	0.1241	1.223	81.299
n-Propanol	-----	2.012	160.329

Table 2: FID 2 B (column DB-ALC2)

Compound	Time (min)	Peak Area
Acetaldehyde	0.984	5.052
Ethanol	1.344	96.847
n-Propanol	2.375	210.025

Scottsdale Police Department Crime Lab Volatiles Analysis

Sample: [REDACTED]	Item number: 1183082
Injection date: 3/28/2018 10:23:50 AM	Vial: 15
Method: ethanol quant.M	Sequence: 28Mar18
Instrument: US14173023 CN14160045	Analyst: Adrian
Data file: C:\Chem32\1\Data\28Mar18\15.D	

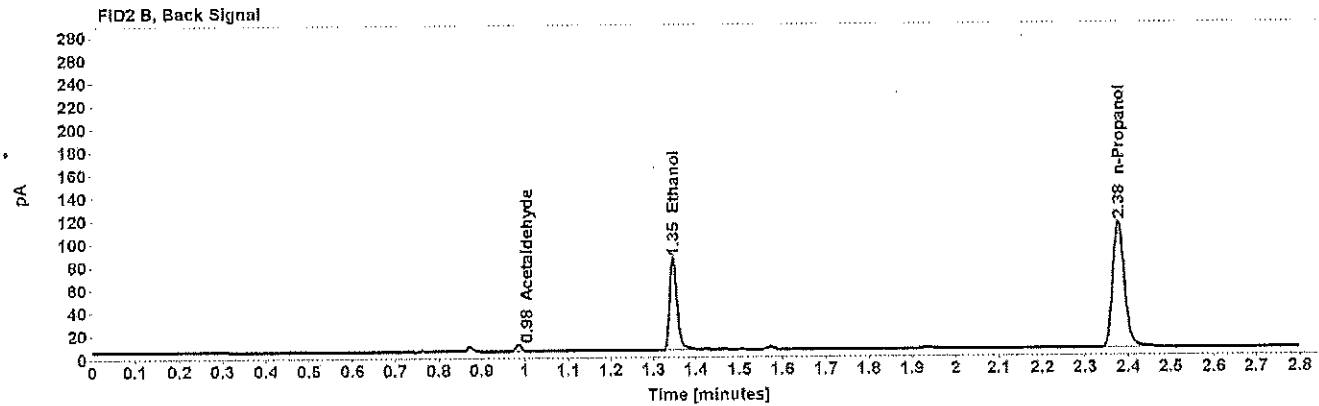
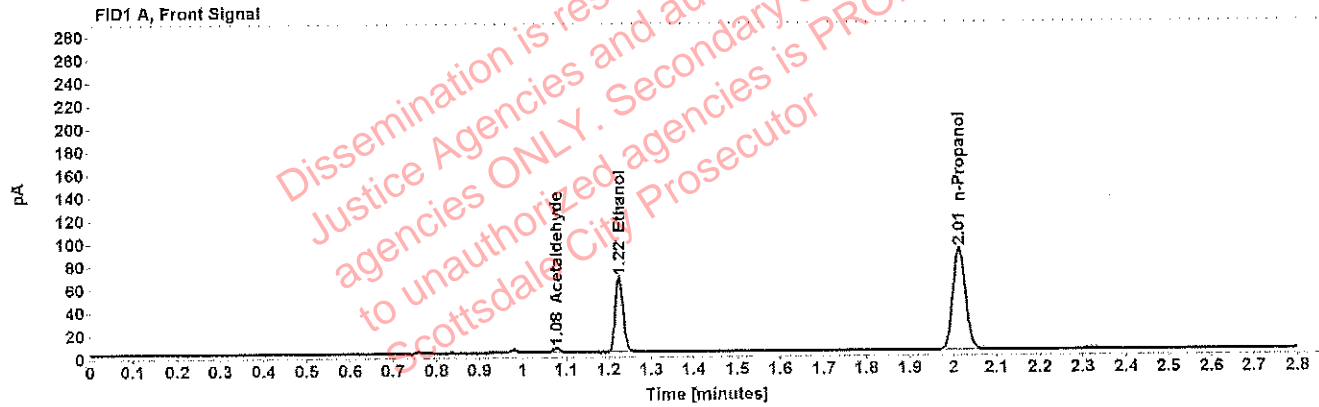


Table 1: FID 1 A (column DB-ALC1)

Compound	Amount (g/100mL)	Time (min)	Peak Area
Acetaldehyde	-----	1.078	4.064
>Ethanol	0.1269	1.225	83.645
n-Propanol	-----	2.014	181.356

Table 2: FID 2 B (column DB-ALC2)

Compound	Time (min)	Peak Area
Acetaldehyde	0.985	5.069
Ethanol	1.347	99.800
n-Propanol	2.377	212.791

Scottsdale Police Department Crime Lab Volatiles Analysis

Sample: [REDACTED]	Item number: 1201770
Injection date: 3/28/2018 10:27:49 AM	Vial: 16
Method: ethanol quant.M	Sequence: 28Mar18
Instrument: US14173023 CN14160045	Analyst: Adrian
Data file: C:\Chem32\1\Data\28Mar18\16.D	

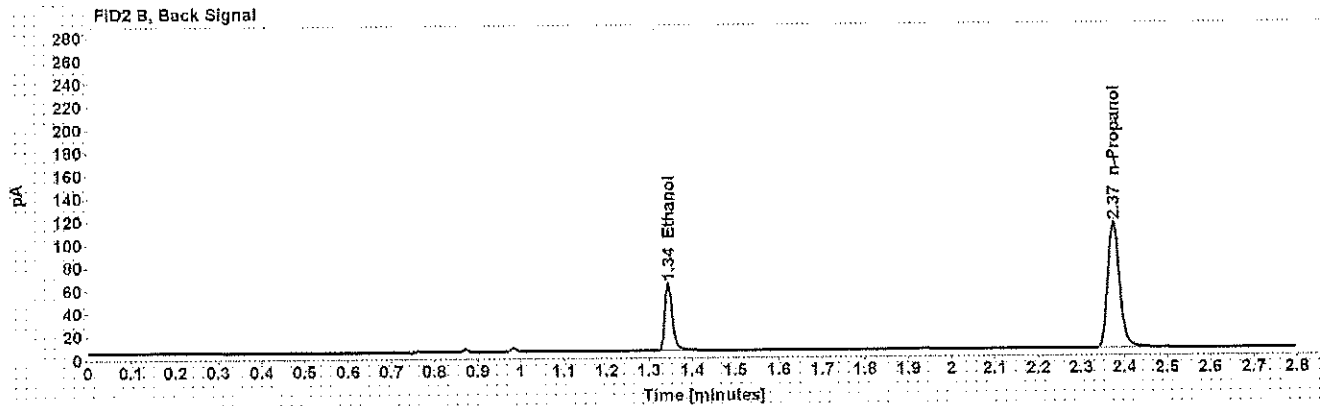
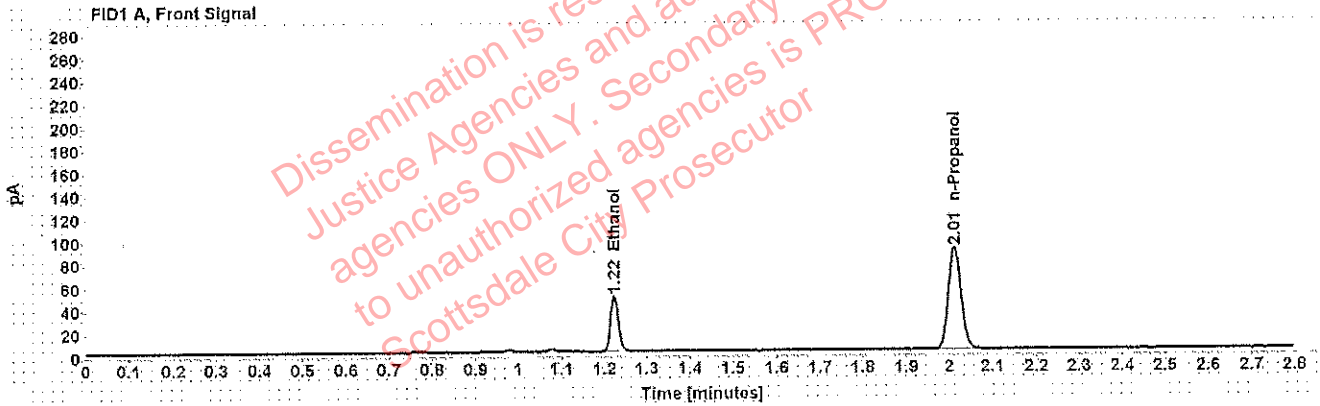


Table 1: FID 1 A (column DB-ALC1)

Compound	Amount (g/100mL)	Time (min)	Peak Area
>Ethanol	0.0945	1.223	61.926
n-Propanol	-----	2.013	180.948

Table 2: FID 2 B (column DB-ALC2)

Compound	Time (min)	Peak Area
Ethanol	1.344	72.472
n-Propanol	2.375	211.768

Scottsdale Police Department Crime Lab Volatiles Analysis

Sample: [REDACTED]	Item number: 1201770
Injection date: 3/28/2018 10:31:50 AM	Vial: 17
Method: ethanol quant.M	Sequence: 28Mar18
Instrument: US14173023 CN14160045	Analyst: Adrian
Data file: C:\Chem32\1\Data\28Mar18\17.D	

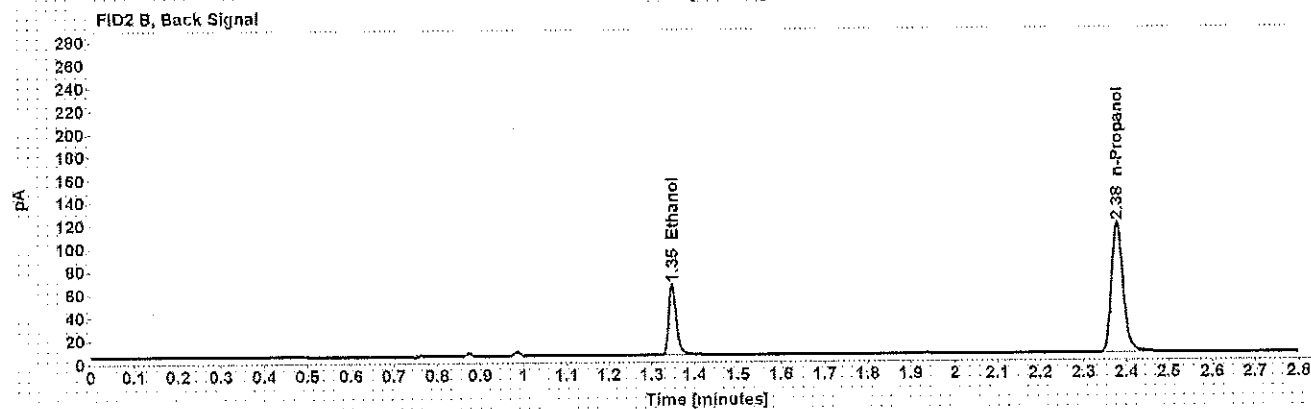
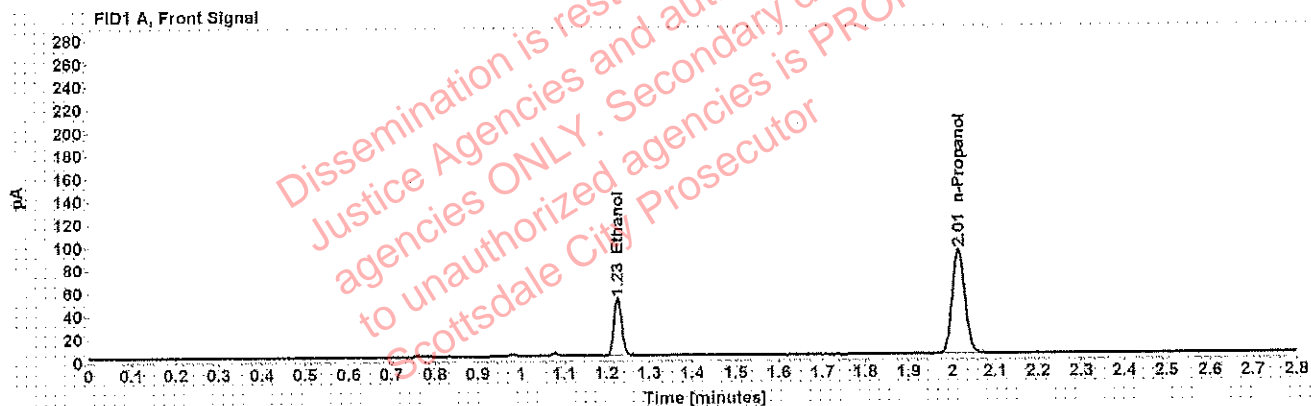


Table 1: FID 1 A (column DB-ALC1)

Compound	Amount (g/100mL)	Time (min)	Peak Area
>Ethanol	0.0959	1.226	64.576
n-Propanol	-----	2.015	185.960

Table 2: FID 2 B (column DB-ALC2)

Compound	Time (min)	Peak Area
Ethanol	1.348	75.783
n-Propanol	2.378	217.639

Scottsdale Police Department Crime Lab Volatiles Analysis

Sample: [REDACTED]	Item number: 1170793
Injection date: 3/28/2018 10:35:50 AM	Vial: 18
Method: ethanol quant.M	Sequence: 28Mar18
Instrument: US14173023 CN14160045	Analyst: Adrian
Data file: C:\Chem32\1\Data\28Mar18\18.D	

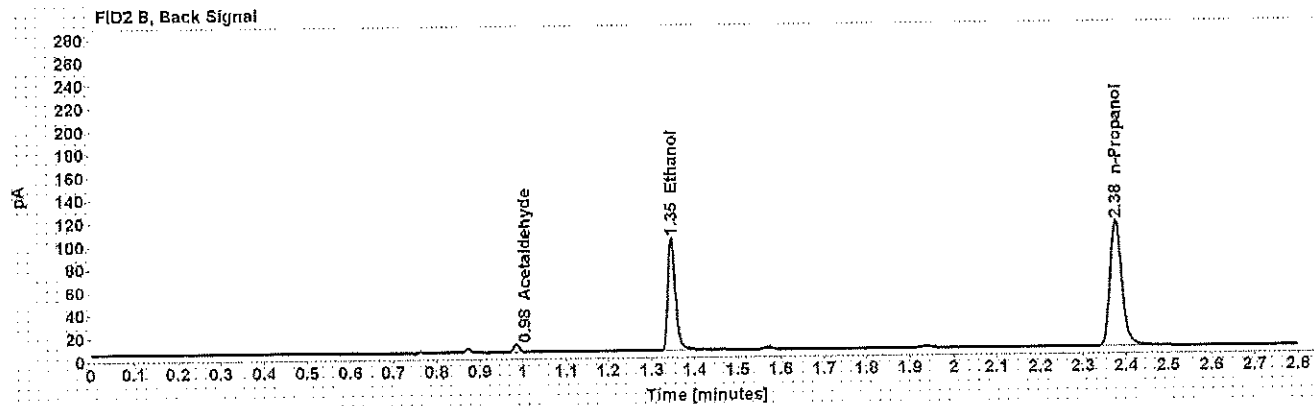
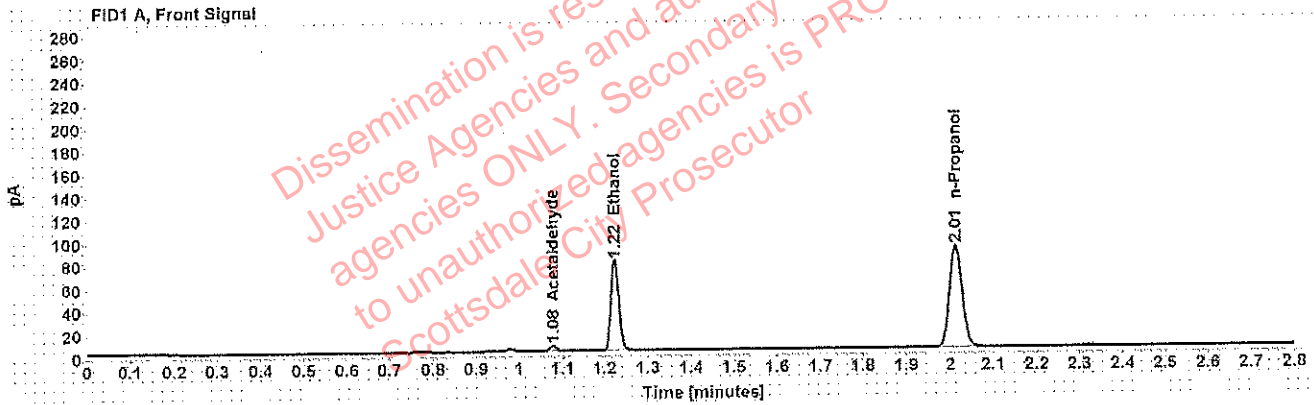


Table 1: FID 1 A (column DB-ALC1)

Compound	Amount (g/100mL)	Time (min)	Peak Area
Acetaldehyde	-----	1.078	4.849
>Ethanol	0.1541	1.224	101.478
n-Propanol	-----	2.014	180.876

Table 2: FID 2 B (column DB-ALC2)

Compound	Time (min)	Peak Area
Acetaldehyde	0.985	6.047
Ethanol	1.346	121.400
n-Propanol	2.377	211.988

Scottsdale Police Department Crime Lab Volatiles Analysis

Sample: [REDACTED]	Item number: 1170793
Injection date: 3/28/2018 10:40:05 AM	Vial: 19
Method: ethanol quant.M	Sequence: 28Mar18
Instrument: US14173023 CN14160045	Analyst: Adrian
Data file: C:\Chem32\1\Data\28Mar18\19.D	

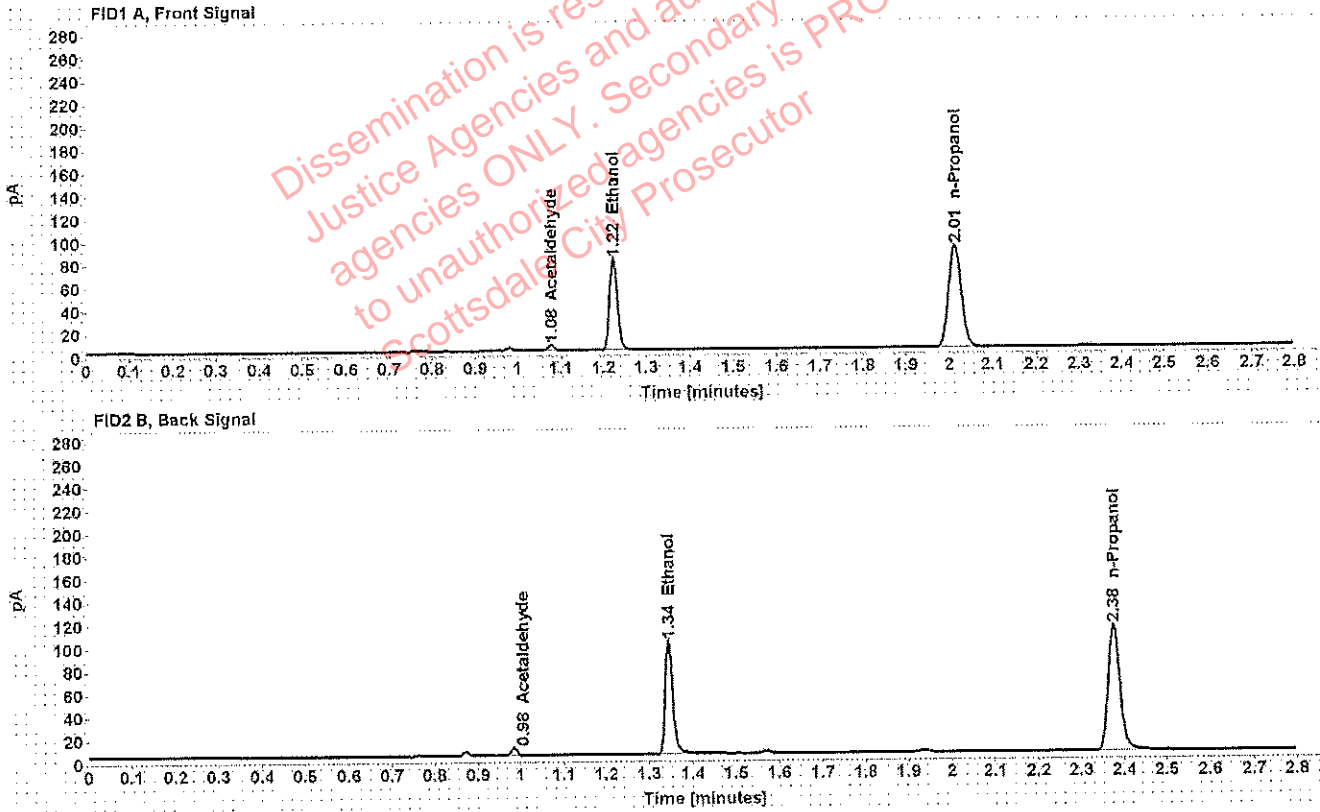


Table 1: FID 1 A (column DB-ALC1)

Compound	Amount (g/100mL)	Time (min)	Peak Area
Acetaldehyde	-----	1.077	4.887
>Ethanol	0.1546	1.224	102.008
n-Propanol	-----	2.013	181.326

Table 2: FID 2 B (column DB-ALC2)

Compound	Time (min)	Peak Area
Acetaldehyde	0.984	6.154
Ethanol	1.345	120.168
n-Propanol	2.375	213.050

Scottsdale Police Department Crime Lab Volatiles Analysis

Sample: [REDACTED]	Item number: 320-01A
Injection date: 3/28/2018 10:48:05 AM	Vial: 21
Method: ethanol quant.M	Sequence: 28Mar18
Instrument: US14173023 CN14160045	Analyst: Adrian
Data file: C:\Chem32\1\Data\28Mar18\21.D	

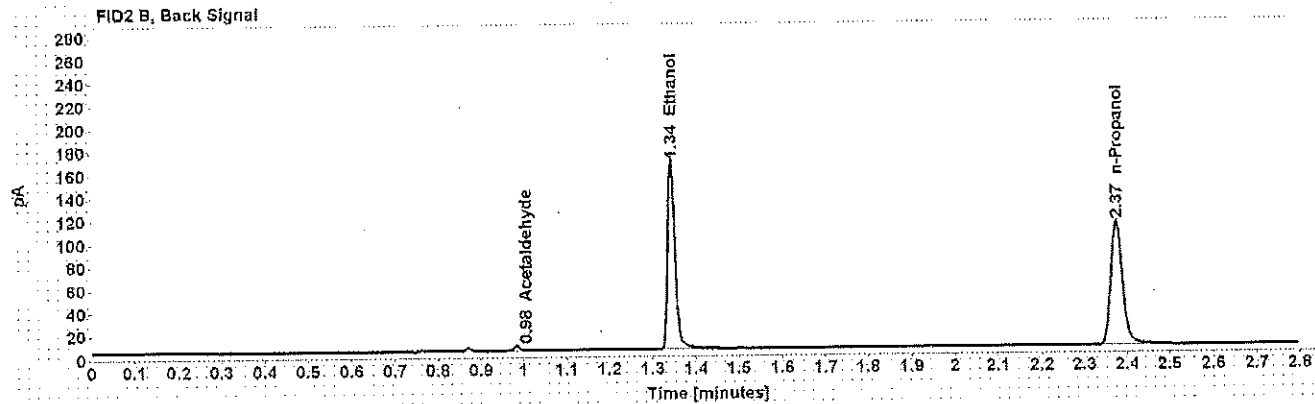
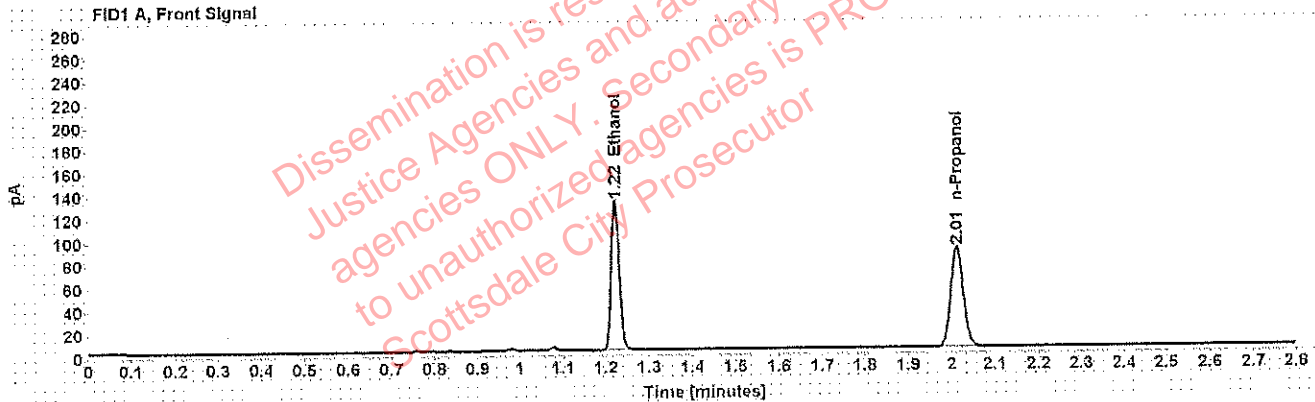


Table 1: FID 1 A (column DB-ALC1)

Compound	Amount (g/100mL)	Time (min)	Peak Area
>Ethanol	0.2557	1.223	166.225
n-Propanol	-----	2.013	178.044

Table 2: FID 2 B (column DB-ALC2)

Compound	Time (min)	Peak Area
Acetaldehyde	0.984	3.860
Ethanol	1.343	197.485
n-Propanol	2.375	208.685

Scottsdale Police Department Crime Lab Volatiles Analysis

Sample: [REDACTED]	Item number: 320-01A
Injection date: 3/28/2018 10:52:05 AM	Vial: 22
Method: ethanol quant.M	Sequence: 28Mar18
Instrument: US14173023 CN14160045	Analyst: Adrian
Data file: C:\Chem32\11\Data\28Mar18\22.D	

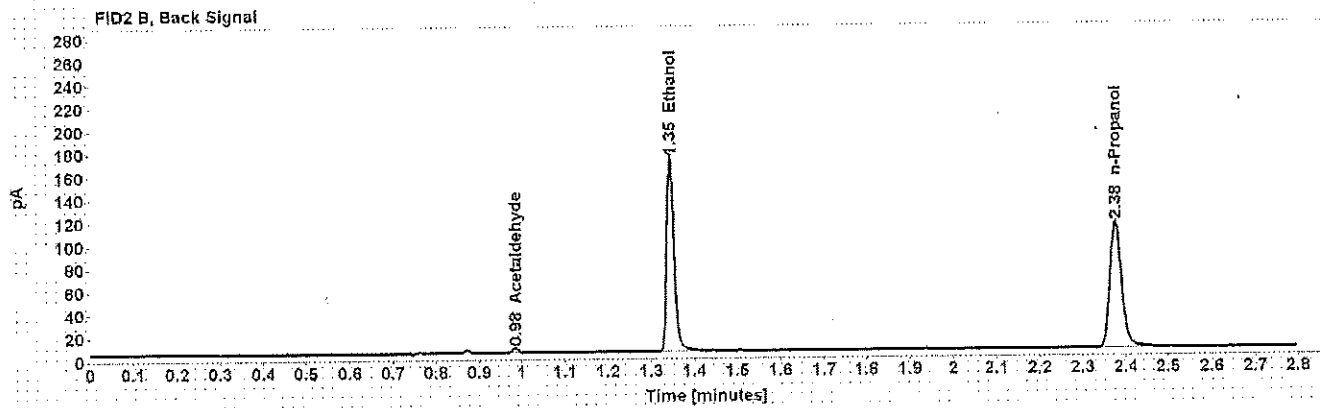
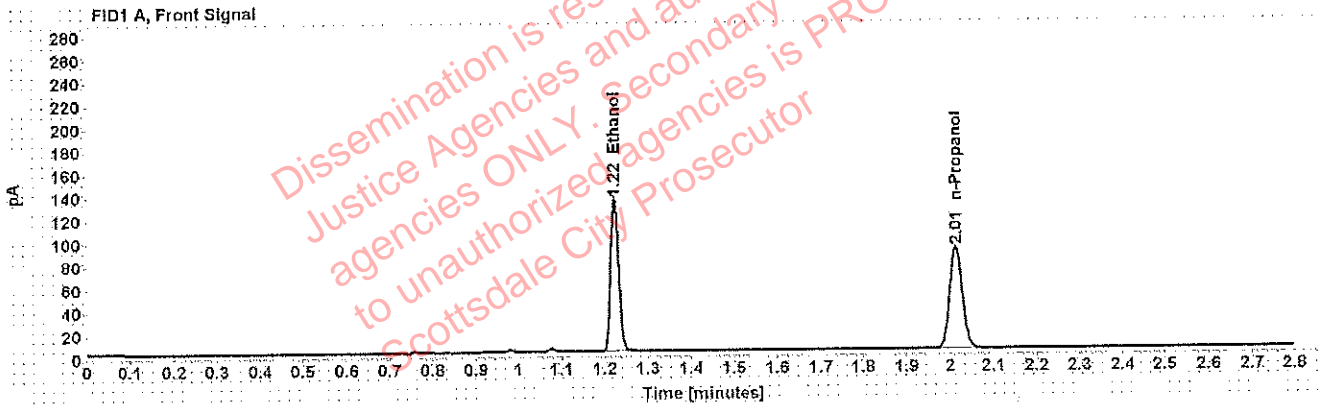


Table 1: FID 1 A (column DB-ALC1)

Compound	Amount (g/100mL)	Time (min)	Peak Area
>Ethanol	0.2588	1.224	170.742
n-Propanol	-----	2.014	180.677

Table 2: FID 2 B (column DB-ALC2)

Compound	Time (min)	Peak Area
Acetaldehyde	0.985	3.753
Ethanol	1.345	203.155
n-Propanol	2.376	211.972

Scottsdale Police Department Crime Lab Volatiles Analysis

Sample: [REDACTED]	Item number: 227-01A
Injection date: 3/28/2018 10:56:05 AM	Vial: 23
Method: ethanol quant.M	Sequence: 28Mar18
Instrument: US14173023 CN14160045	Analyst: Adrian
Data file: C:\Chem32\1\Data\28Mar18\23.D	

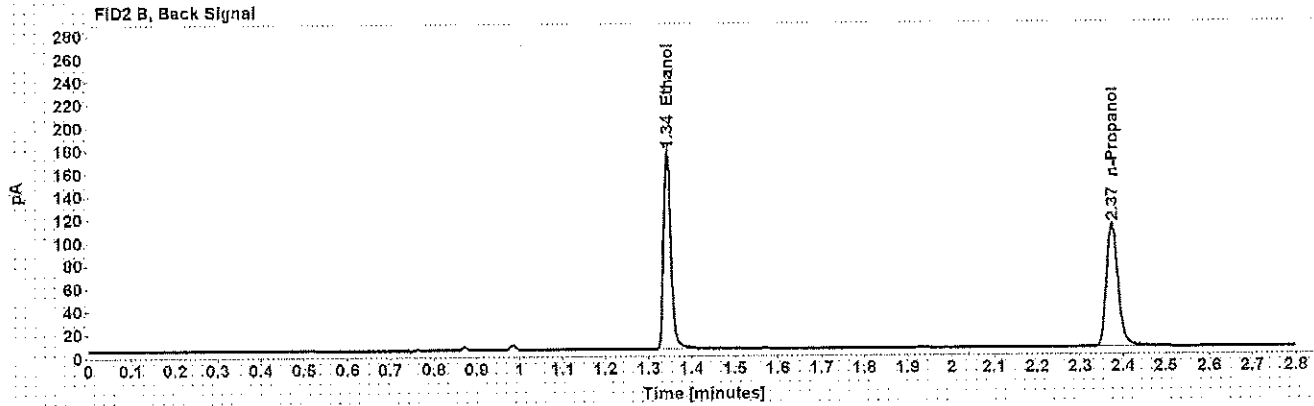
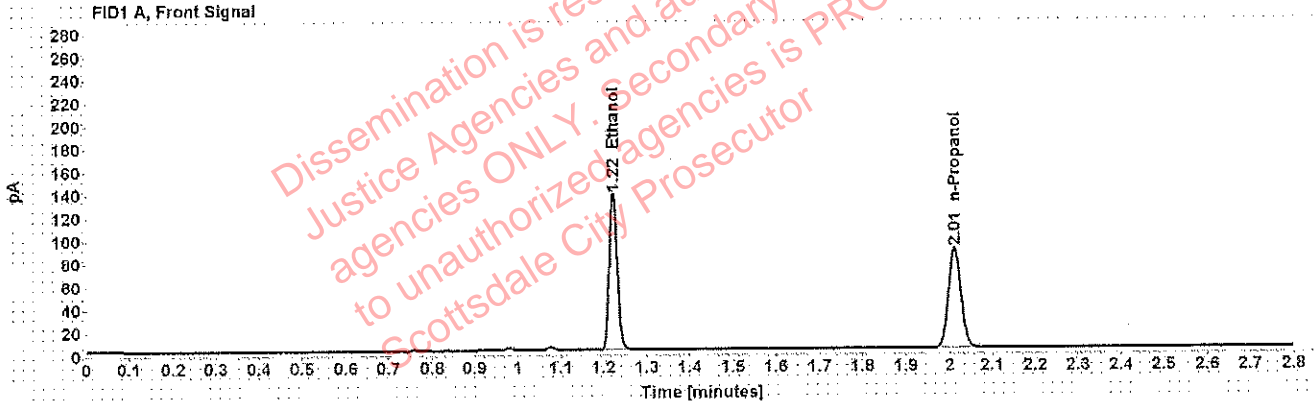


Table 1: FID 1 A (column DB-ALC1)

Compound	Amount (g/100mL)	Time (min)	Peak Area
>Ethanol	0.2693	1.223	174.223
n-Propanol	-----	2.012	177.166

Table 2: FID 2 B (column DB-ALC2)

Compound	Time (min)	Peak Area
Ethanol	1.343	207.190
n-Propanol	2.375	207.910

Scottsdale Police Department Crime Lab Volatiles Analysis

Sample: [REDACTED]	Item number: 227-01A
Injection date: 3/28/2018 11:00:05 AM	Vial: 24
Method: ethanol quant.M	Sequence: 28Mar18
Instrument: US14173023 CN14160045	Analyst: Adrian
Data file: C:\Chem32\1\Data\28Mar18\24.D	

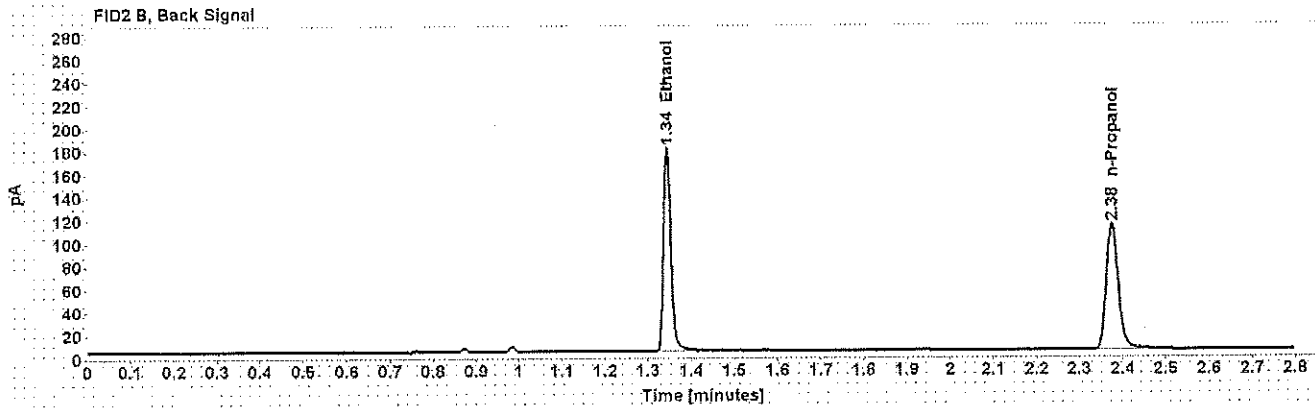
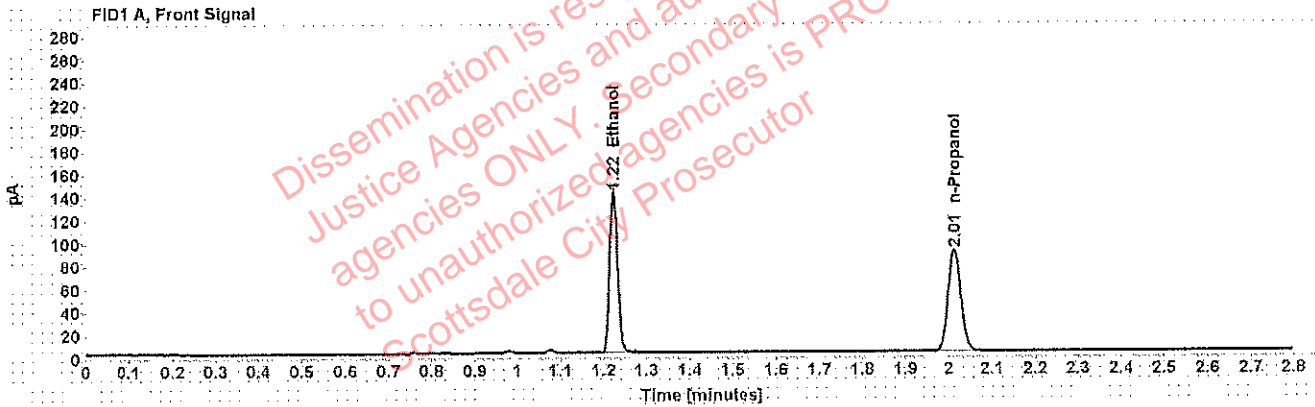


Table 1: FID 1 A (column DB-ALC1)

Compound	Amount (g/100mL)	Time (min)	Peak Area
>Ethanol	0.2716	1.223	179.303
n-Propanol	-----	2.013	180.767

Table 2: FID 2 B (column DB-ALC2)

Compound	Time (min)	Peak Area
Ethanol	1.344	213.361
n-Propanol	2.376	212.536

Scottsdale Police Department Crime Lab Volatiles Analysis

Sample: [REDACTED]	Item number: 321-01A
Injection date: 3/28/2018 11:04:20 AM	Vial: 25
Method: ethanol quant.M	Sequence: 28Mar18
Instrument: US14173023 CN14160045	Analyst: Adrian
Data file: C:\Chem32\1\Data\28Mar18\25.D	

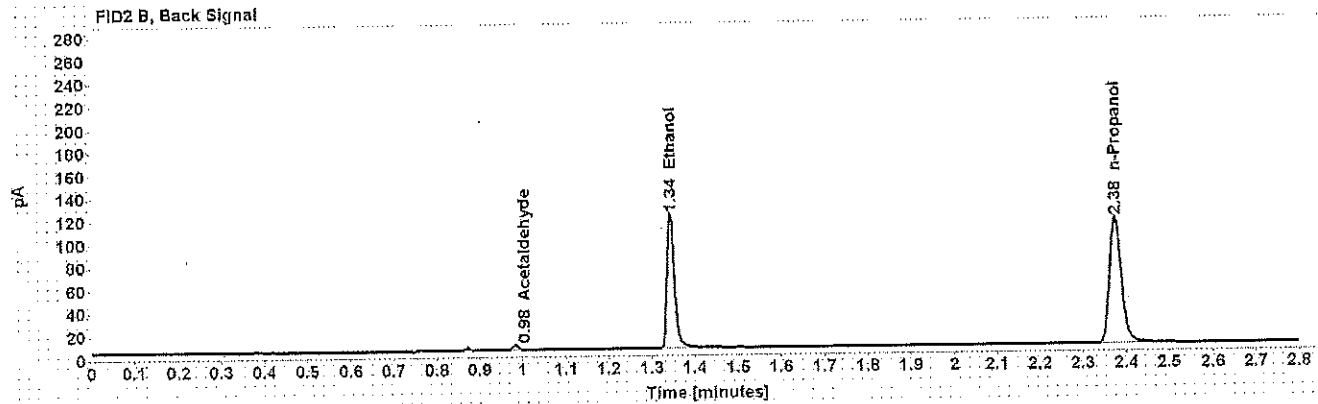
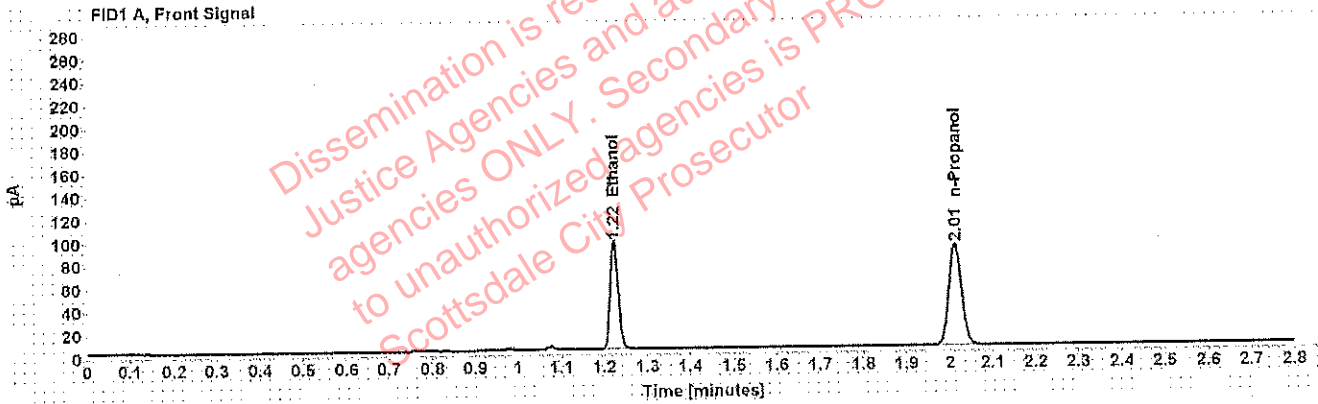


Table 1: FID 1 A (column DB-ALC1)

Compound	Amount (g/100mL)	Time (min)	Peak Area
>Ethanol	0.1825	1.223	120.201
n-Propanol	-----	2.013	180.772

Table 2: FID 2 B (column DB-ALC2)

Compound	Time (min)	Peak Area
Acetaldehyde	0.984	4.009
Ethanol	1.344	142.354
n-Propanol	2.375	212.251

Scottsdale Police Department Crime Lab Volatiles Analysis

Sample: [REDACTED]	Item number: 321-01A
Injection date: 3/28/2018 11:08:20 AM	Vial: 26
Method: ethanol quant.M	Sequence: 28Mar18
Instrument: US14173023 CN14160045	Analyst: Adrian
Data file: C:\Chem32\1\Data\28Mar18\26.D	

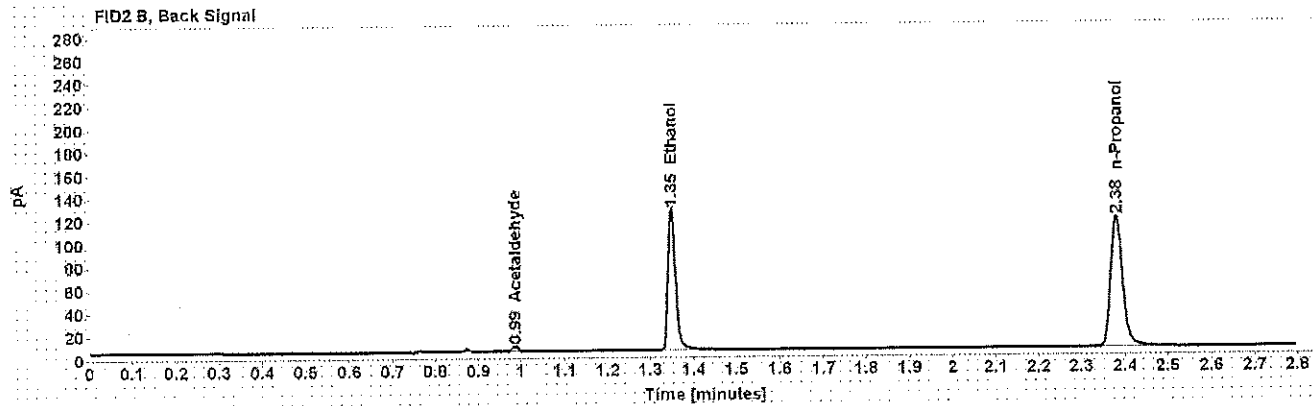
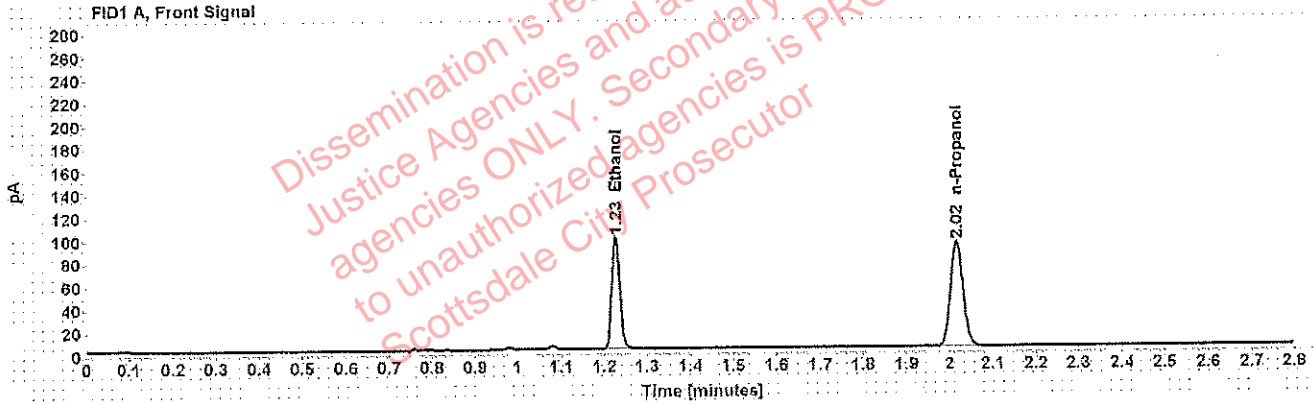


Table 1: FID 1 A (column DB-ALC1)

Compound	Amount (g/100mL)	Time (min)	Peak Area
>Ethanol	0.1859	1.227	126.627
n-Propanol	-----	2.016	186.863

Table 2: FID 2 B (column DB-ALC2)

Compound	Time (min)	Peak Area
Acetaldehyde	0.987	3.991
Ethanol	1.350	150.476
n-Propanol	2.380	219.644

Scottsdale Police Department Crime Lab Volatiles Analysis

Sample: [REDACTED]	Item number: 1200794
Injection date: 3/28/2018 11:12:20 AM	Vial: 27
Method: ethanol quant.M	Sequence: 28Mar18
Instrument: US14173023 CN14160045	Analyst: Adrian
Data file: C:\Chem3211\Data\28Mar18\27.D	

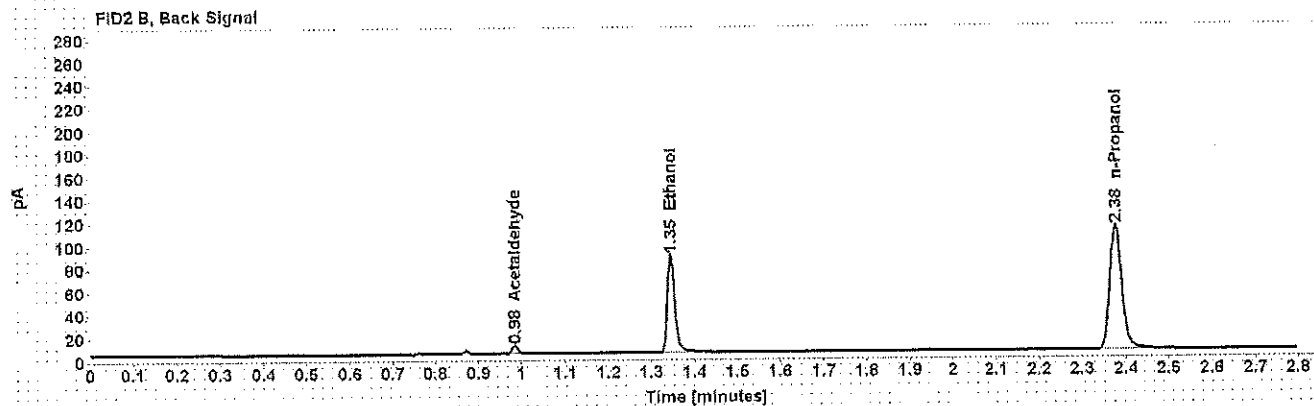
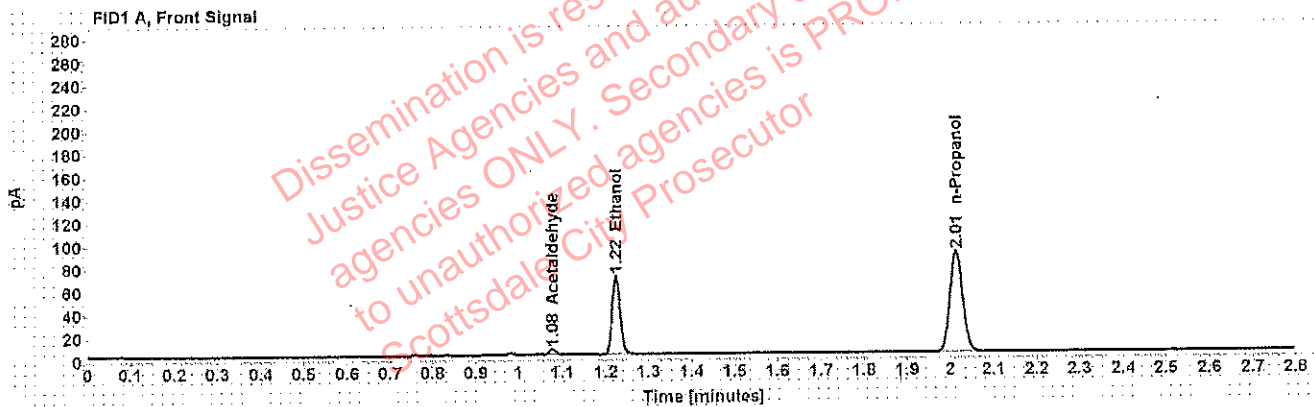


Table 1: FID 1 A (column DB-ALC1)

Compound	Amount (g/100mL)	Time (min)	Peak Area
Acetaldehyde	-----	1.077	5.063
>Ethanol	0.1356	1.224	88.041
n-Propanol	-----	2.014	178.623

Table 2: FID 2 B (column DB-ALC2)

Compound	Time (min)	Peak Area
Acetaldehyde	0.984	6.356
Ethanol	1.345	103.418
n-Propanol	2.376	209.641

Scottsdale Police Department Crime Lab Volatiles Analysis

Sample: [REDACTED]	Item number: 1200794
Injection date: 3/28/2018 11:16:20 AM	Vial: 28
Method: ethanol quant.M	Sequence: 28Mar18
Instrument: US14173023 CN14160045	Analyst: Adrian
Data file: C:\Chem32\1\Data\28Mar18\28.D	

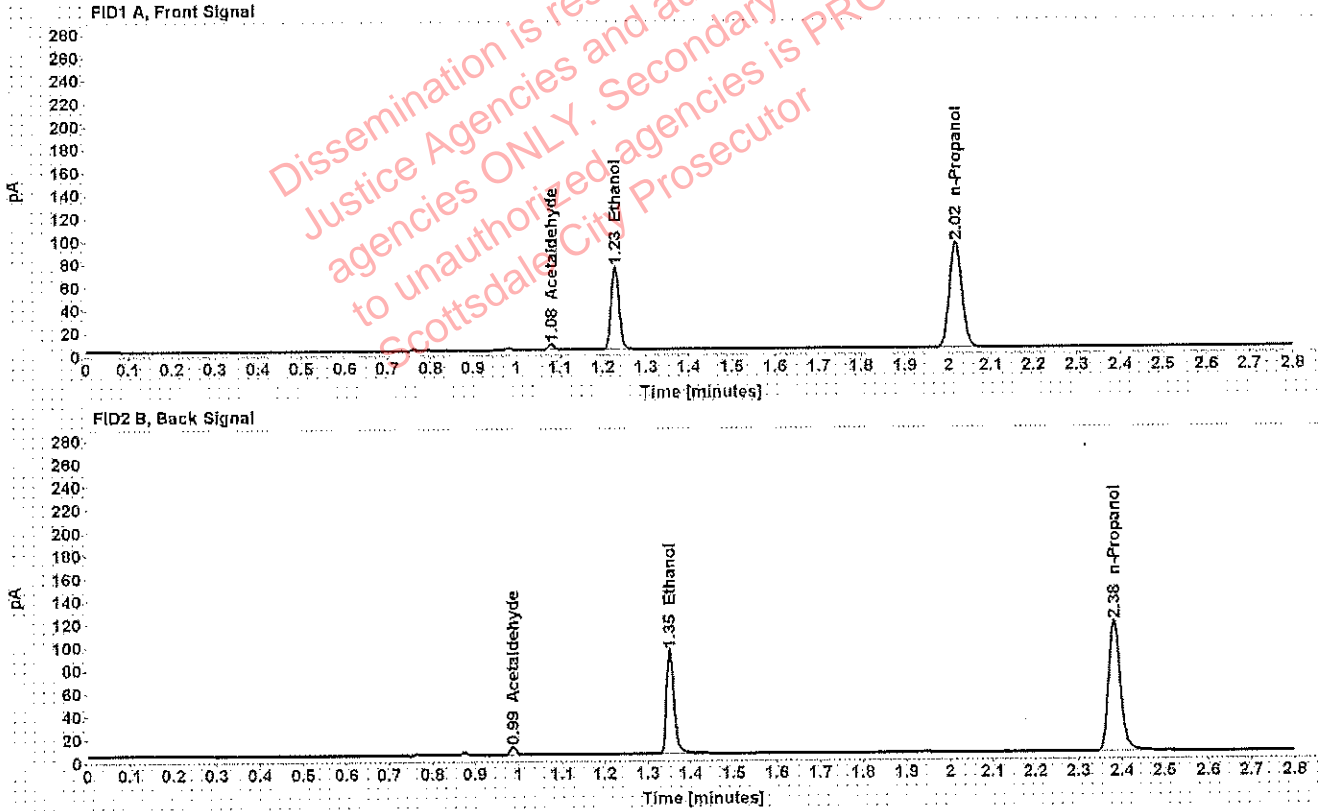


Table 1: FID 1 A (column DB-ALC1)

Compound	Amount (g/100mL)	Time (min)	Peak Area
Acetaldehyde	-----	1.080	5.093
>Ethanol	0.1383	1.228	94.313
n-Propanol	-----	2.018	187.487

Table 2: FID 2 B (column DB-ALC2)

Compound	Time (min)	Peak Area
Acetaldehyde	0.988	6.407
Ethanol	1.352	111.679
n-Propanol	2.382	220.028

Scottsdale Police Department Crime Lab Volatiles Analysis

Sample: [REDACTED]	Item number: 1173461
Injection date: 3/28/2018 11:20:20 AM	Vial: 29
Method: ethanol quant.M	Sequence: 28Mar18
Instrument: US14173023 CN14160045	Analyst: Adrian
Data file: C:\Chem32\1\Data\28Mar18\29.D	

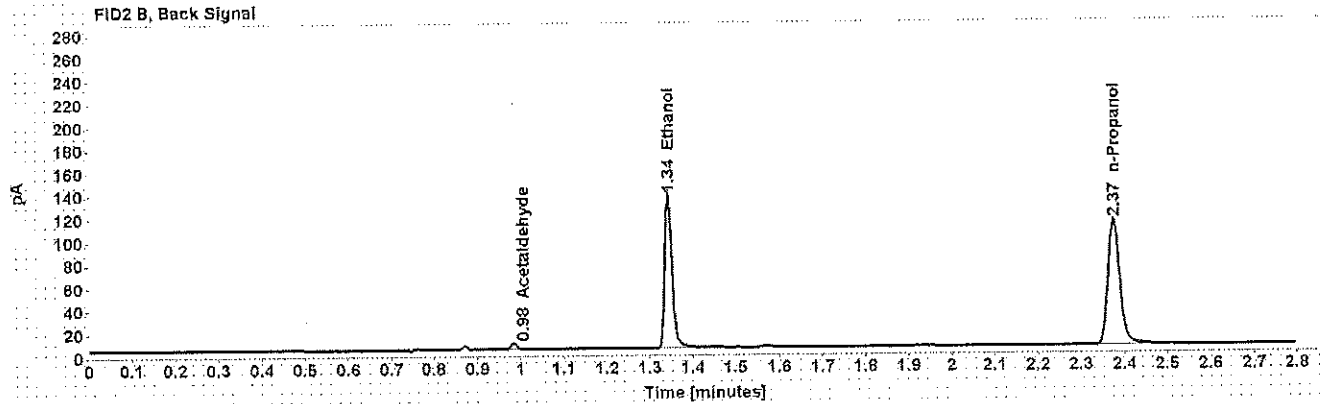
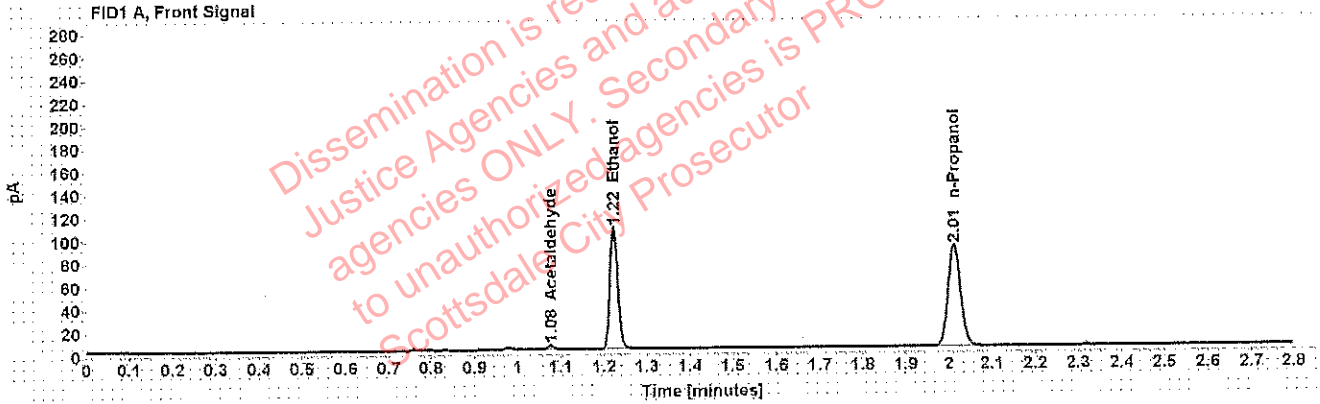


Table 1: FID 1 A (column DB-ALC1)

Compound	Amount (g/100mL)	Time (min)	Peak Area
Acetaldehyde	-----	1.077	3.815
>Ethanol	0.2073	1.223	135.465
n-Propanol	-----	2.013	179.130

Table 2: FID 2 B (column DB-ALC2)

Compound	Time (min)	Peak Area
Acetaldehyde	0.984	4.824
Ethanol	1.343	162.431
n-Propanol	2.375	210.943

Scottsdale Police Department Crime Lab Volatiles Analysis

Sample: [REDACTED]	Item number: 1173461
Injection date: 3/28/2018 11:24:20 AM	Vial: 30
Method: ethanol quant.M	Sequence: 28Mar18
Instrument: US14173023 CN14160045	Analyst: Adrian
Data file: C:\Chem32\1\Data\28Mar18\30.D	

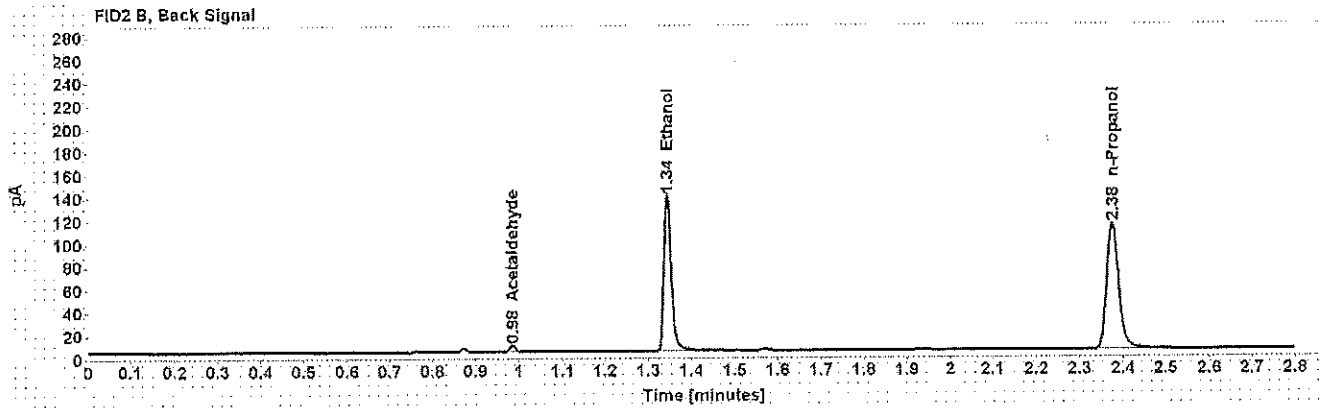
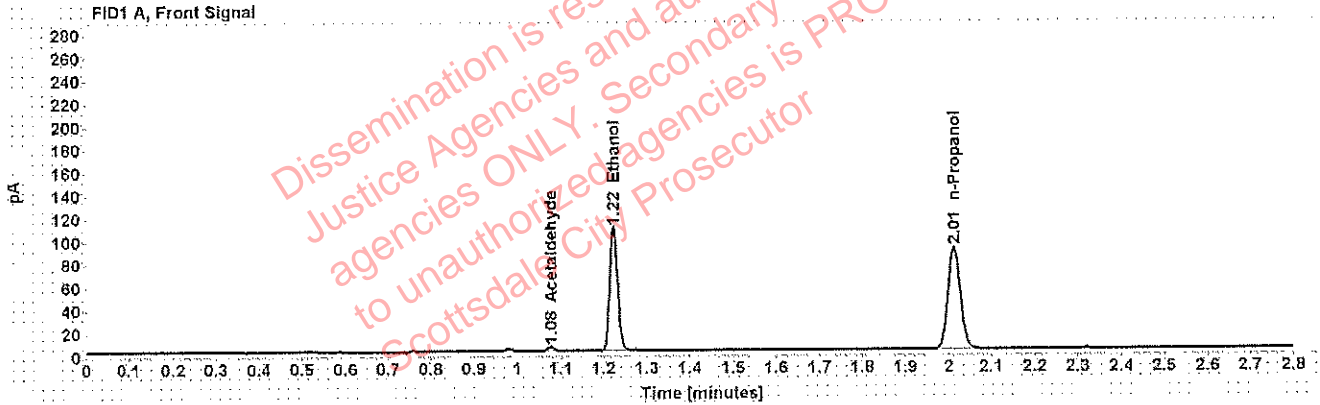


Table 1: FID 1 A (column DB-ALC1)

Compound	Amount (g/100mL)	Time (min)	Peak Area
Acetaldehyde	-----	1.077	3.823
>Ethanol	0.2093	1.224	137.977
n-Propanol	-----	2.013	180.696

Table 2: FID 2 B (column DB-ALC2)

Compound	Time (min)	Peak Area
Acetaldehyde	0.984	4.804
Ethanol	1.345	165.509
n-Propanol	2.376	212.849

Scottsdale Police Department Crime Lab Volatiles Analysis

Sample: [REDACTED]	Item number: 1182634
Injection date: 3/28/2018 11:32:35 AM	Vial: 32
Method: ethanol quant.M	Sequence: 28Mar18
Instrument: US14173023 CN14160045	Analyst: Adrian
Data file: C:\Chem32\1\Data\28Mar18\32.D	

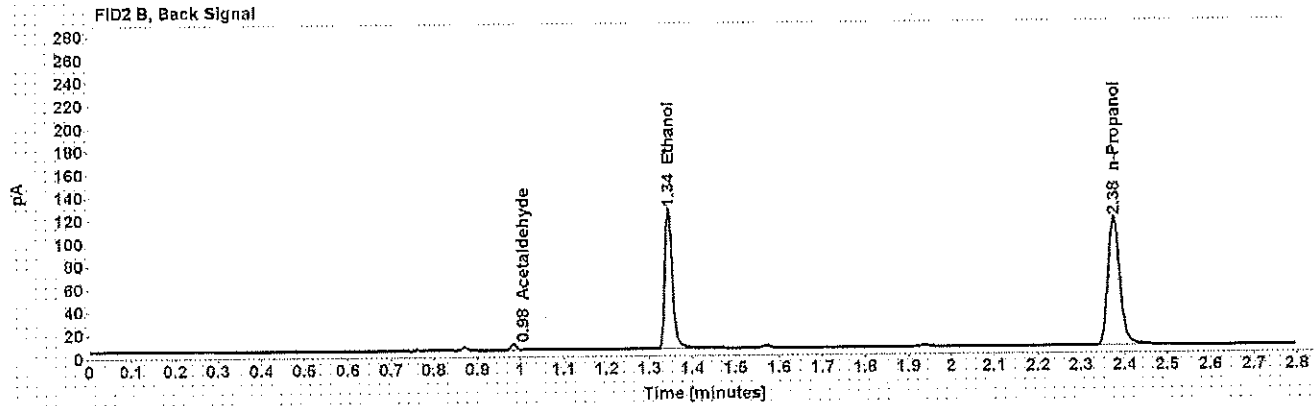
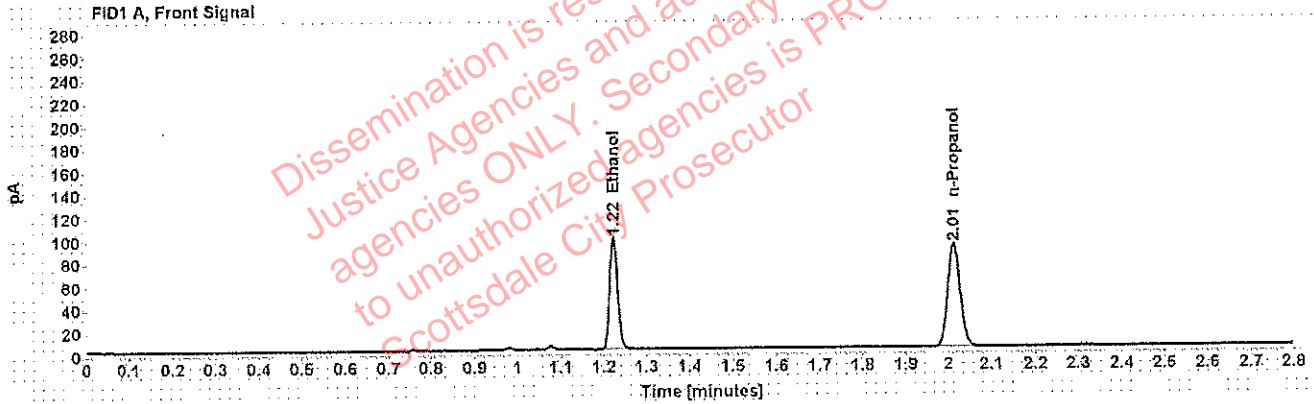


Table 1: FID 1 A (column DB-ALC1)

Compound	Amount (g/100mL)	Time (min)	Peak Area
>Ethanol	0.1875	1.223	124.826
n-Propanol	-----	2.013	182.608

Table 2: FID 2 B (column DB-ALC2)

Compound	Time (min)	Peak Area
Acetaldehyde	0.984	4.477
Ethanol	1.344	149.684
n-Propanol	2.375	215.271

Scottsdale Police Department Crime Lab Volatiles Analysis

Sample: [REDACTED]	Item number: 1182634
Injection date: 3/28/2018 11:36:35 AM	Vial: 33
Method: ethanol quant.M	Sequence: 28Mar18
Instrument: US14173023 CN14160045	Analyst: Adrian
Data file: C:\Chem3211\Data\28Mar18\33.D	

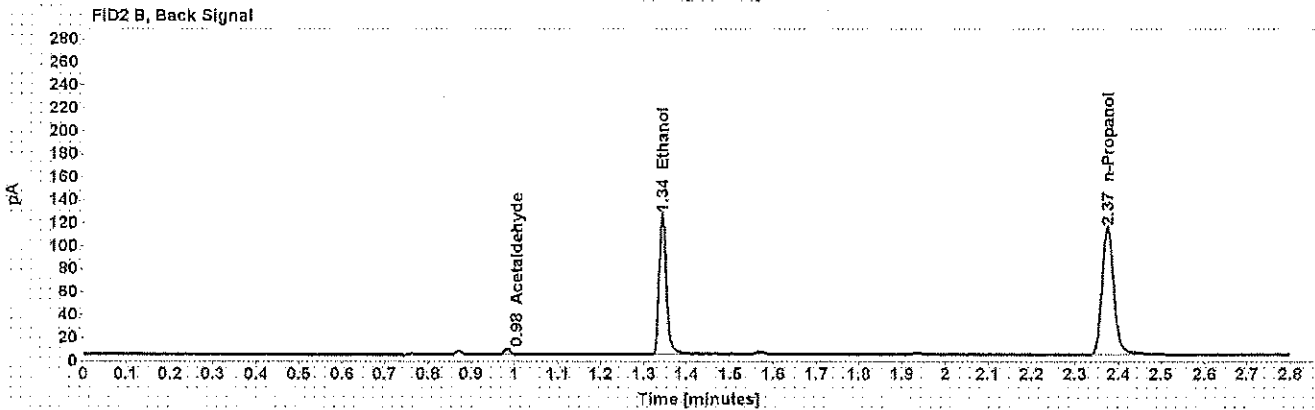
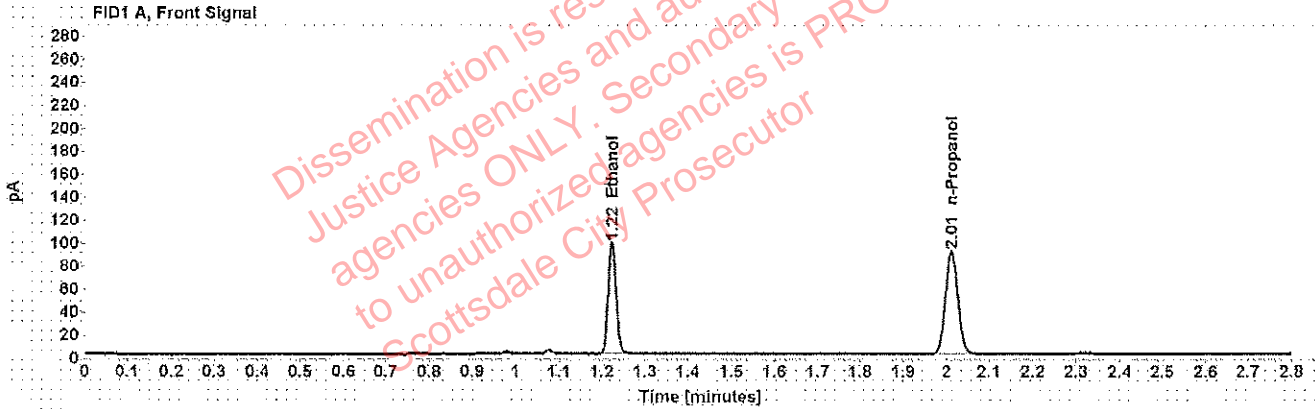


Table 1: FID 1 A (column DB-ALC1)

Compound	Amount (g/100mL)	Time (min)	Peak Area
>Ethanol	0.1864	1.223	124.285
n-Propanol	-----	2.012	182.965

Table 2: FID 2 B (column DB-ALC2)

Compound	Time (min)	Peak Area
Acetaldehyde	0.984	4.575
Ethanol	1.343	149.200
n-Propanol	2.375	214.388

Scottsdale Police Department Crime Lab Volatiles Analysis

Sample:	[REDACTED]	Item number:	1199785
Injection date:	3/28/2018 11:40:35 AM	Vial:	34
Method:	ethanol quant.M	Sequence:	28Mar18
Instrument:	US14173023 CN14160045	Analyst:	Adrian
Data file:	C:\Chem32\1\Data\28Mar18\34.D		

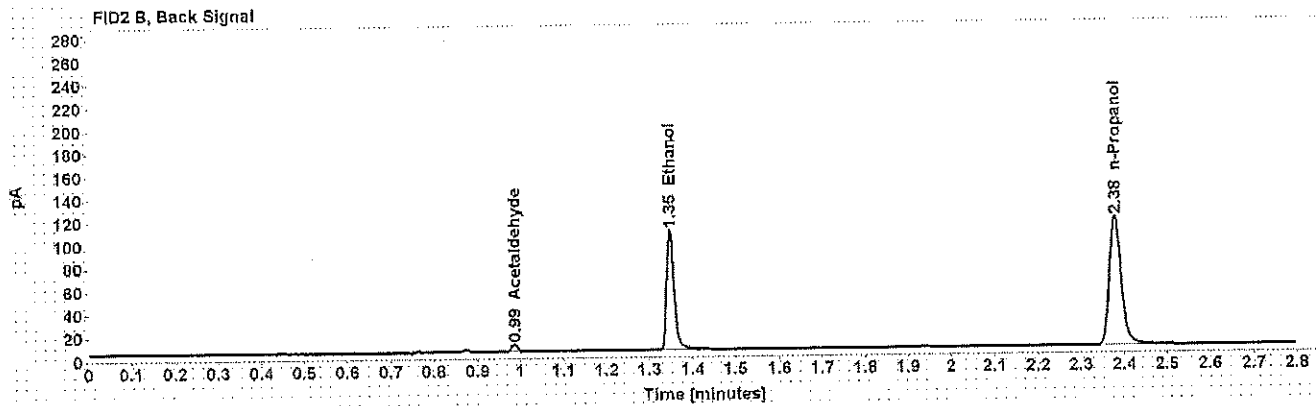
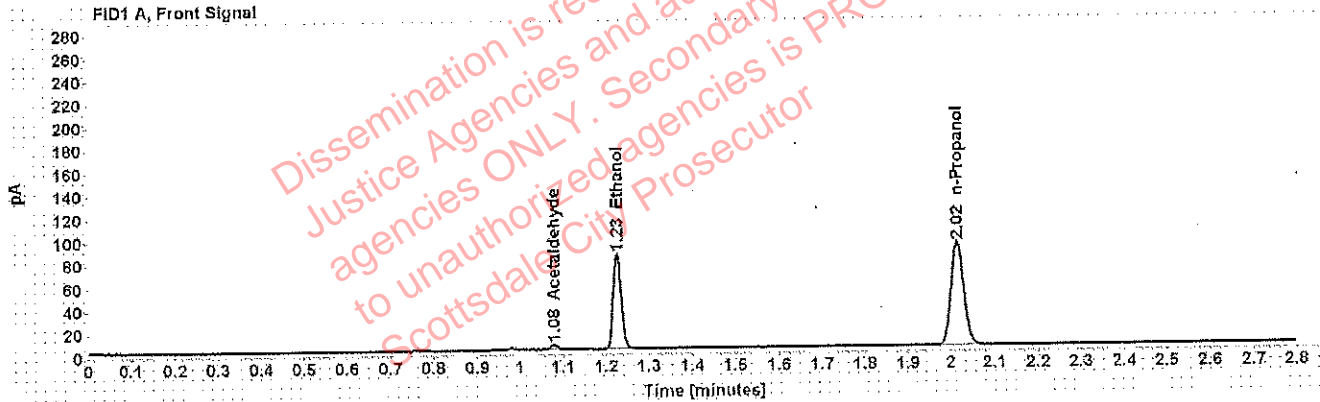


Table 1: FID 1 A (column DB-ALC1)

Compound	Amount (g/100mL)	Time (min)	Peak Area
Acetaldehyde	-----	1.079	4.610
>Ethanol	0.1594	1.226	107.153
n-Propanol	-----	2.016	184.595

Table 2: FID 2 B (column DB-ALC2)

Compound	Time (min)	Peak Area
Acetaldehyde	0.986	5.854
Ethanol	1.348	127.272
n-Propanol	2.379	217.155

Scottsdale Police Department Crime Lab Volatiles Analysis

Sample: [REDACTED]	Item number: 1199785
Injection date: 3/28/2018 11:44:36 AM	Vial: 35
Method: ethanol quant.M	Sequence: 28Mar18
Instrument: US14173023 CN14160045	Analyst: Adrian
Data file: C:\Chem32\1\Data\28Mar18\35.D	

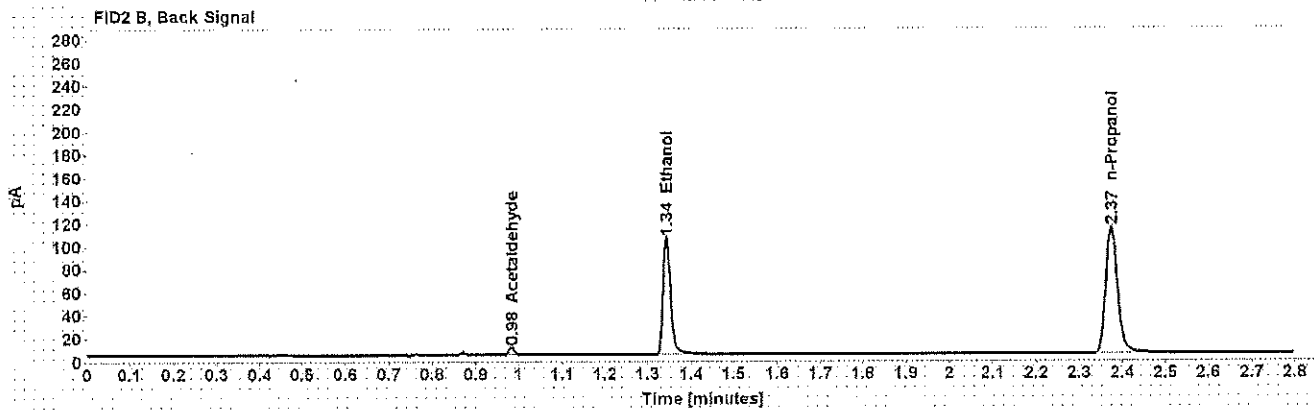
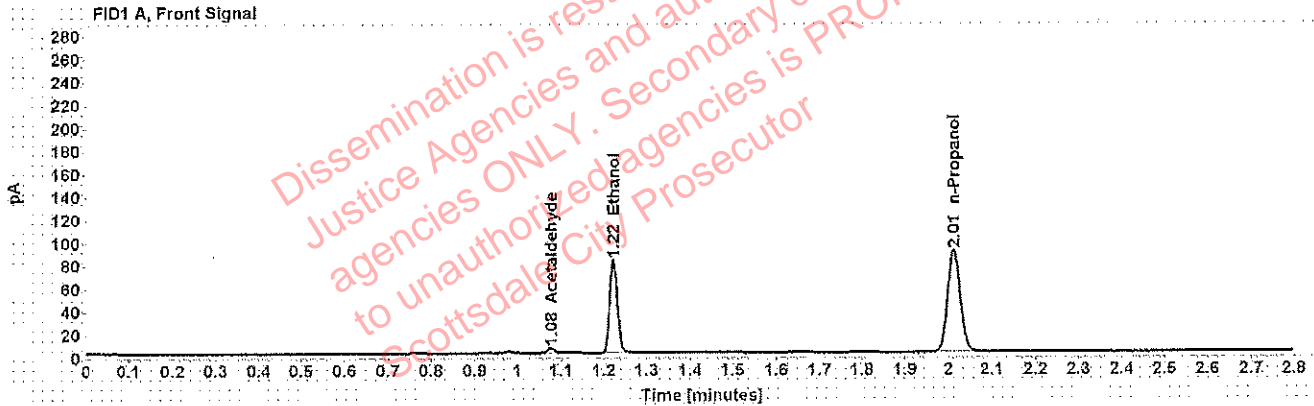


Table 1: FID 1 A (column DB-ALC1)

Compound	Amount (g/100mL)	Time (min)	Peak Area
Acetaldehyde	-----	1.077	4.511
>Ethanol	0.1578	1.223	104.124
n-Propanol	-----	2.012	181.255

Table 2: FID 2 B (column DB-ALC2)

Compound	Time (min)	Peak Area
Acetaldehyde	0.983	5.689
Ethanol	1.343	123.730
n-Propanol	2.374	213.050

Scottsdale Police Department Crime Lab Volatiles Analysis

Sample: [REDACTED]	Item number: 1199388
Injection date: 3/28/2018 11:48:36 AM	Vial: 36
Method: ethanol quant.M	Sequence: 28Mar18
Instrument: US14173023 CN14160045	Analyst: Adrian
Data file: C:\Chem32\1\Data\28Mar18\36.D	

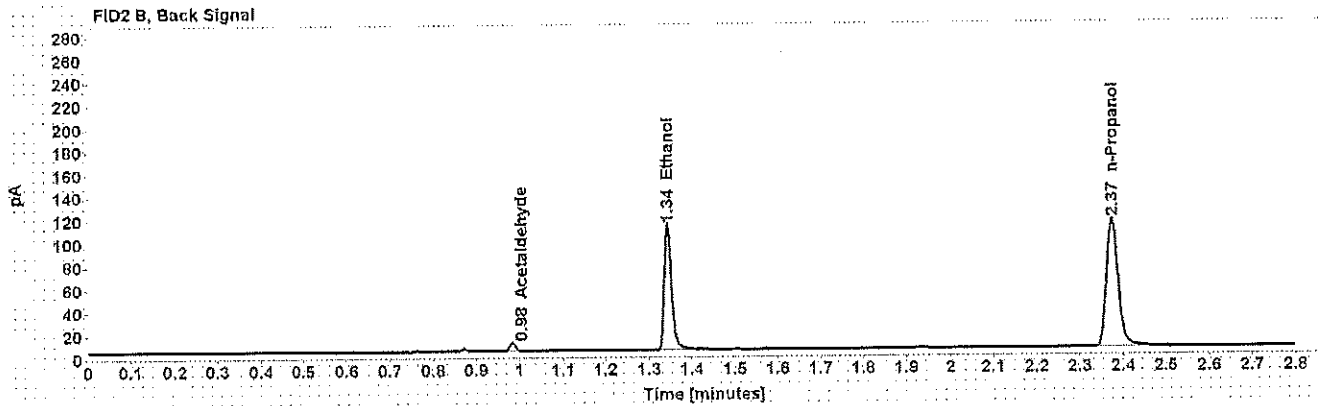
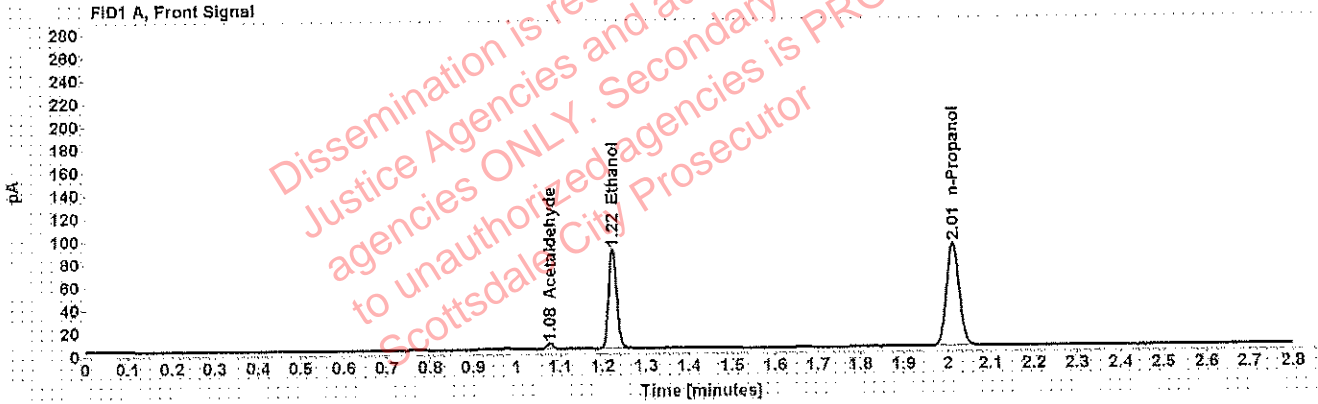


Table 1: FID 1 A (column DB-ALC1)

Compound	Amount (g/100mL)	Time (min)	Peak Area
Acetaldehyde	-----	1.077	5.142
>Ethanol	0.1663	1.223	111.184
n-Propanol	-----	2.012	183.612

Table 2: FID 2 B (column DB-ALC2)

Compound	Time (min)	Peak Area
Acetaldehyde	0.984	6.491
Ethanol	1.343	132.293
n-Propanol	2.374	215.581

Scottsdale Police Department Crime Lab Volatiles Analysis

Sample: [REDACTED]	Item number: 1199388
Injection date: 3/28/2018 11:52:51 AM	Vial: 37
Method: ethanol quant.M	Sequence: 28Mar18
Instrument: US14173023 CN14160045	Analyst: Adrian
Data file: C:\Chem32\1\Data\28Mar18\37.D	

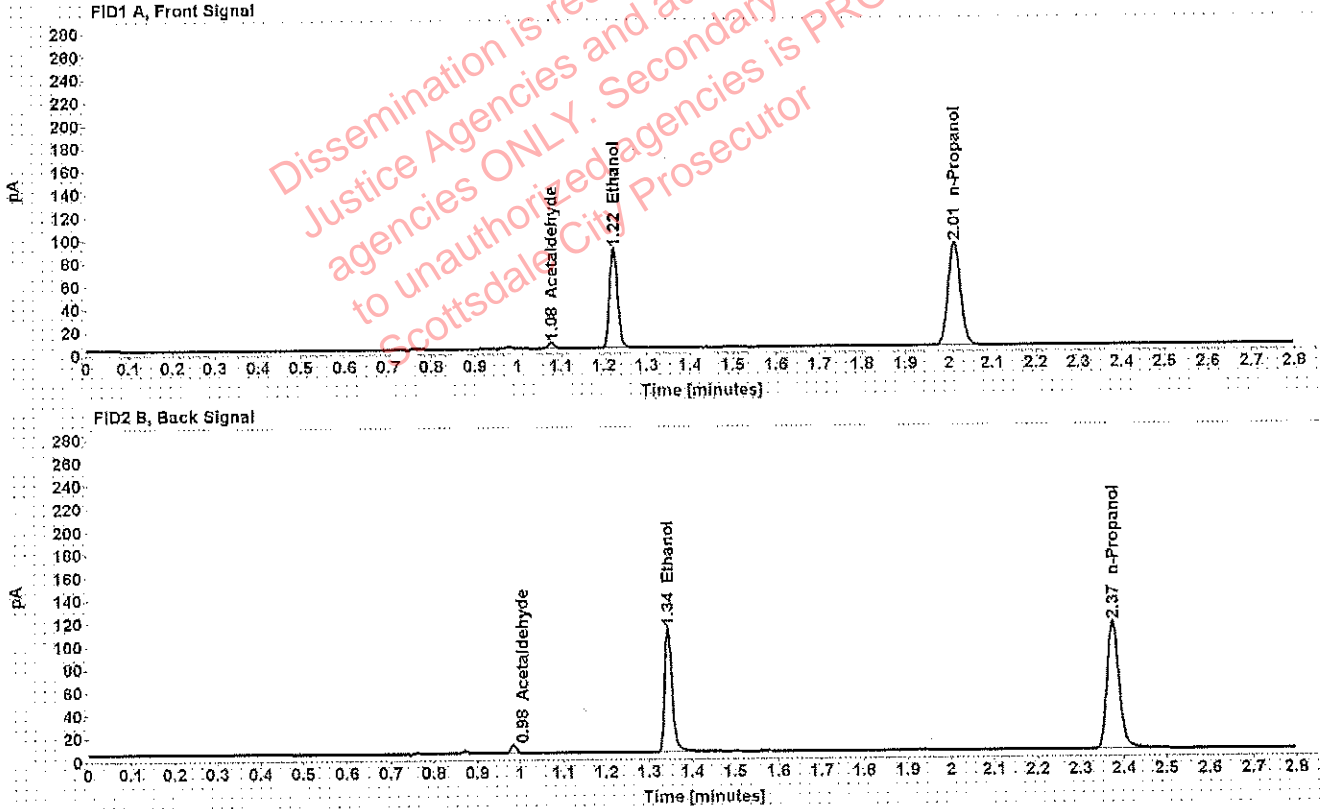


Table 1: FID 1 A (column DB-ALC1)

Compound	Amount (g/100mL)	Time (min)	Peak Area
Acetaldehyde	-----	1.077	5.212
>Ethanol	0.1671	1.223	111.030
n-Propanol	-----	2.013	182.436

Table 2: FID 2 B (column DB-ALC2)

Compound	Time (min)	Peak Area
Acetaldehyde	0.984	6.589
Ethanol	1.344	131.558
n-Propanol	2.375	214.958

Scottsdale Police Department Crime Lab Volatiles Analysis

Sample: [REDACTED]	Item number: 1199452
Injection date: 3/28/2018 11:56:50 AM	Vial: 38
Method: ethanol quant.M	Sequence: 28Mar18
Instrument: US14173023 CN14160045	Analyst: Adrian
Data file: C:\Chem32\1\Data\28Mar18\38.D	

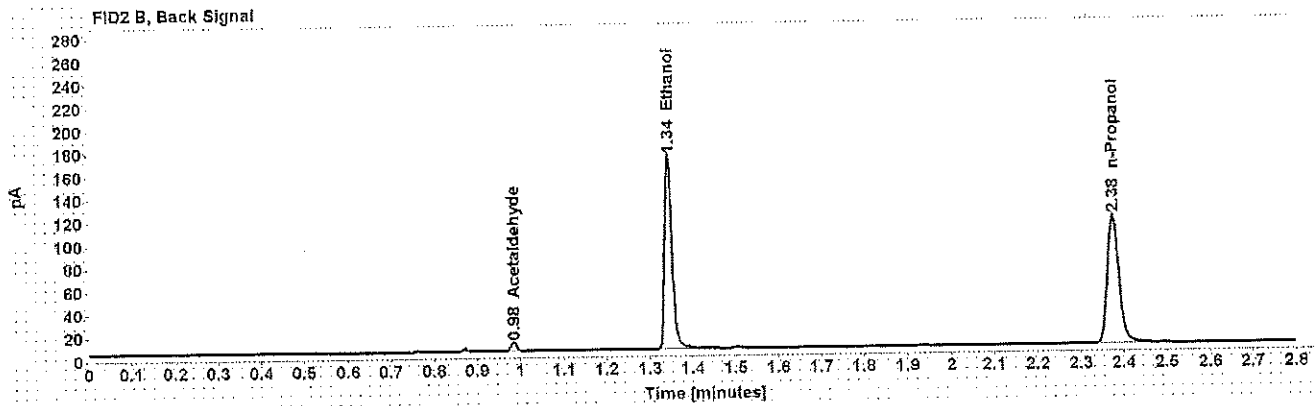
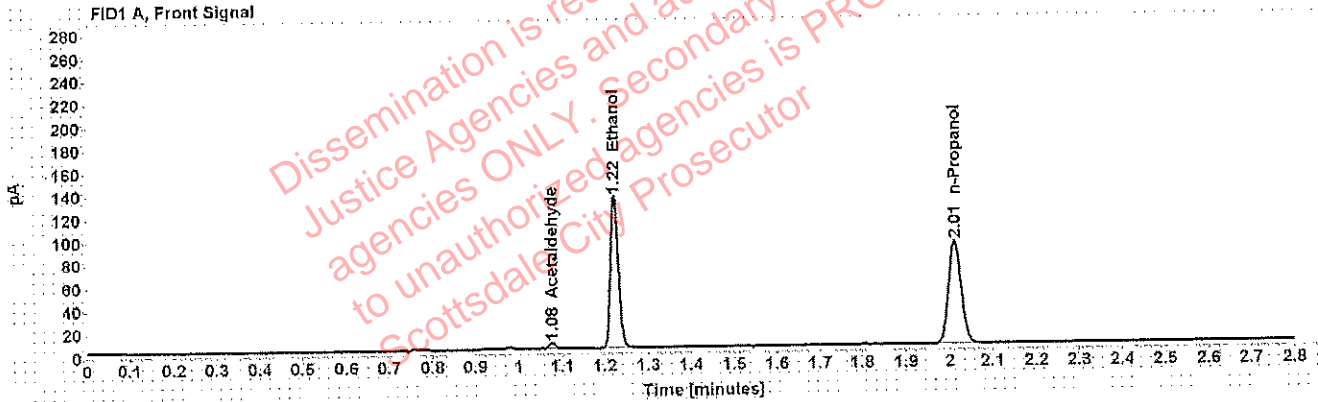


Table 1: FID 1 A (column DB-ALC1)

Compound	Amount (g/100mL)	Time (min)	Peak Area
Acetaldehyde	-----	1.077	5.382
>Ethanol	0.2540	1.223	169.485
n-Propanol	-----	2.013	182.728

Table 2: FID 2 B (column DB-ALC2)

Compound	Time (min)	Peak Area
Acetaldehyde	0.984	6.756
Ethanol	1.344	202.569
n-Propanol	2.375	215.270

Scottsdale Police Department Crime Lab Volatiles Analysis

Sample: [REDACTED]	Item number: 1199452
Injection date: 3/28/2018 12:00:50 PM	Vial: 39
Method: ethanol quant.M	Sequence: 28Mar18
Instrument: US14173023 CN14160045	Analyst: Adrian
Data file: C:\Chem32\1\Data\28Mar18\39.D	

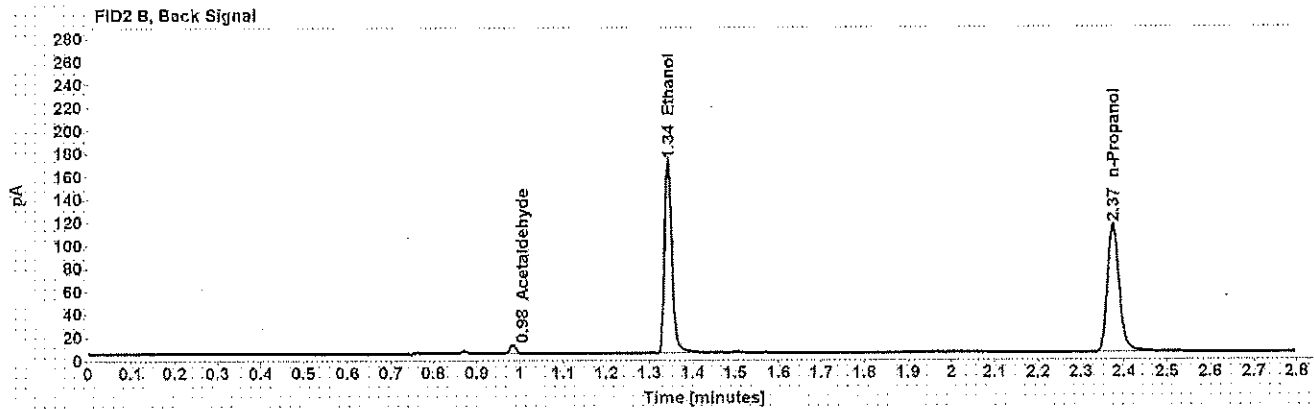
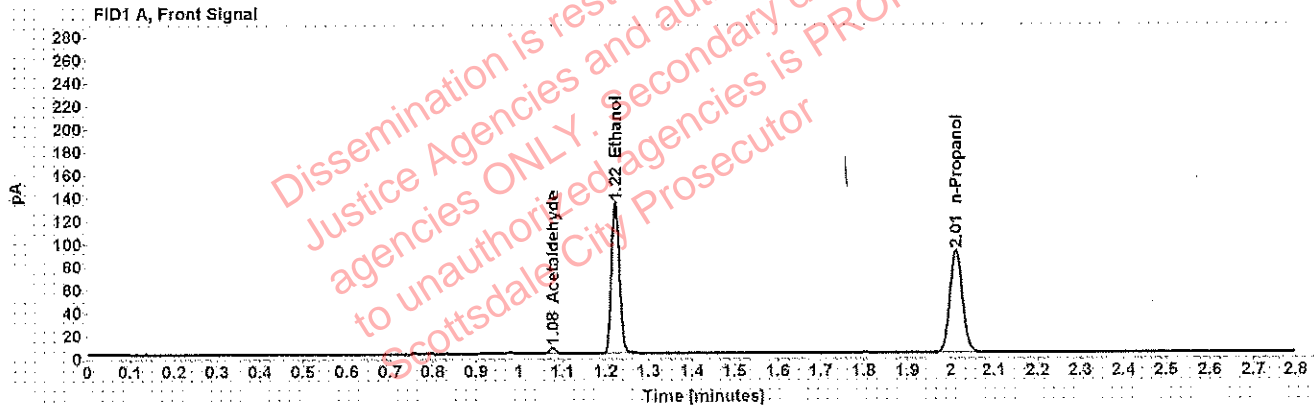


Table 1: FID 1 A (column DB-ALC1)

Compound	Amount (g/100mL)	Time (min)	Peak Area
Acetaldehyde	-----	1.077	5.398
>Ethanol	0.2545	1.223	169.088
n-Propanol	-----	2.012	181.937

Table 2: FID 2 B (column DB-ALC2)

Compound	Time (min)	Peak Area
Acetaldehyde	0.984	6.795
Ethanol	1.343	202.116
n-Propanol	2.375	214.313

Scottsdale Police Department Crime Lab Volatiles Analysis

Sample: [REDACTED]	Item number: 1199432
Injection date: 3/28/2018 12:04:50 PM	Vial: 40
Method: ethanol quant.M	Sequence: 28Mar18
Instrument: US14173023 CN14160045	Analyst: Adrian
Data file: C:\Chem32\1\Data\28Mar18\40.D	

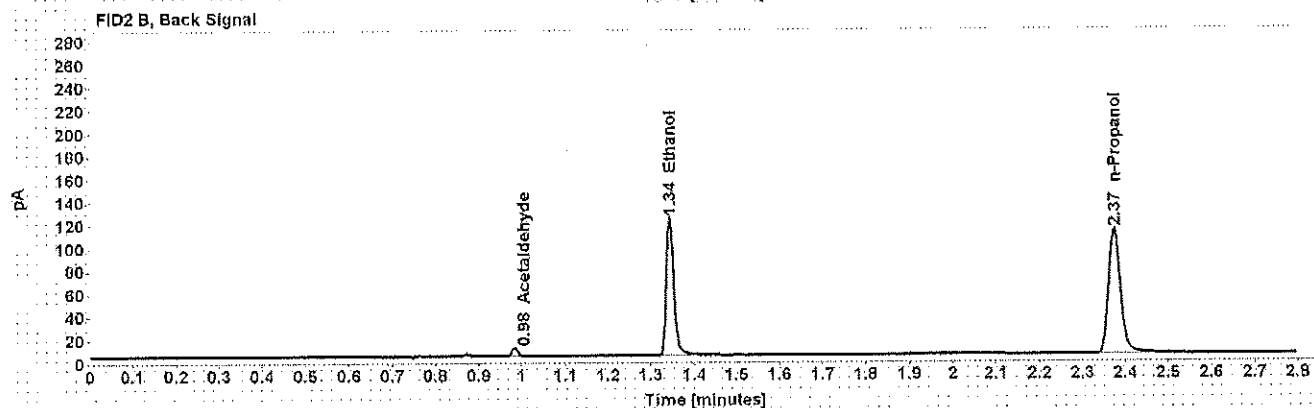
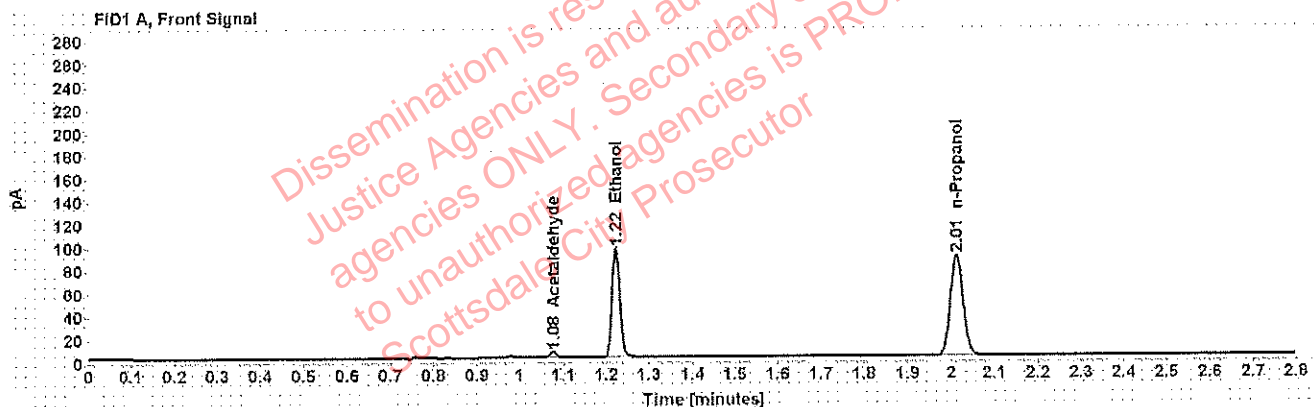


Table 1: FID 1 A (column DB-ALC1)

Compound	Amount (g/100mL)	Time (min)	Peak Area
Acetaldehyde	-----	1.077	5.175
>Ethanol	0.1881	1.223	122.224
n-Propanol	-----	2.013	178.310

Table 2: FID 2 B (column DB-ALC2)

Compound	Time (min)	Peak Area
Acetaldehyde	0.984	6.510
Ethanol	1.344	145.350
n-Propanol	2.375	210.133

Scottsdale Police Department Crime Lab Volatiles Analysis

Sample: [REDACTED]	Item number: 1199432
Injection date: 3/28/2018 12:08:51 PM	Vial: 41
Method: ethanol quant.M	Sequence: 28Mar18
Instrument: US14173023 CN14160045	Analyst: Adrian
Data file: C:\Chem32\1\Data\28Mar18\41.D	

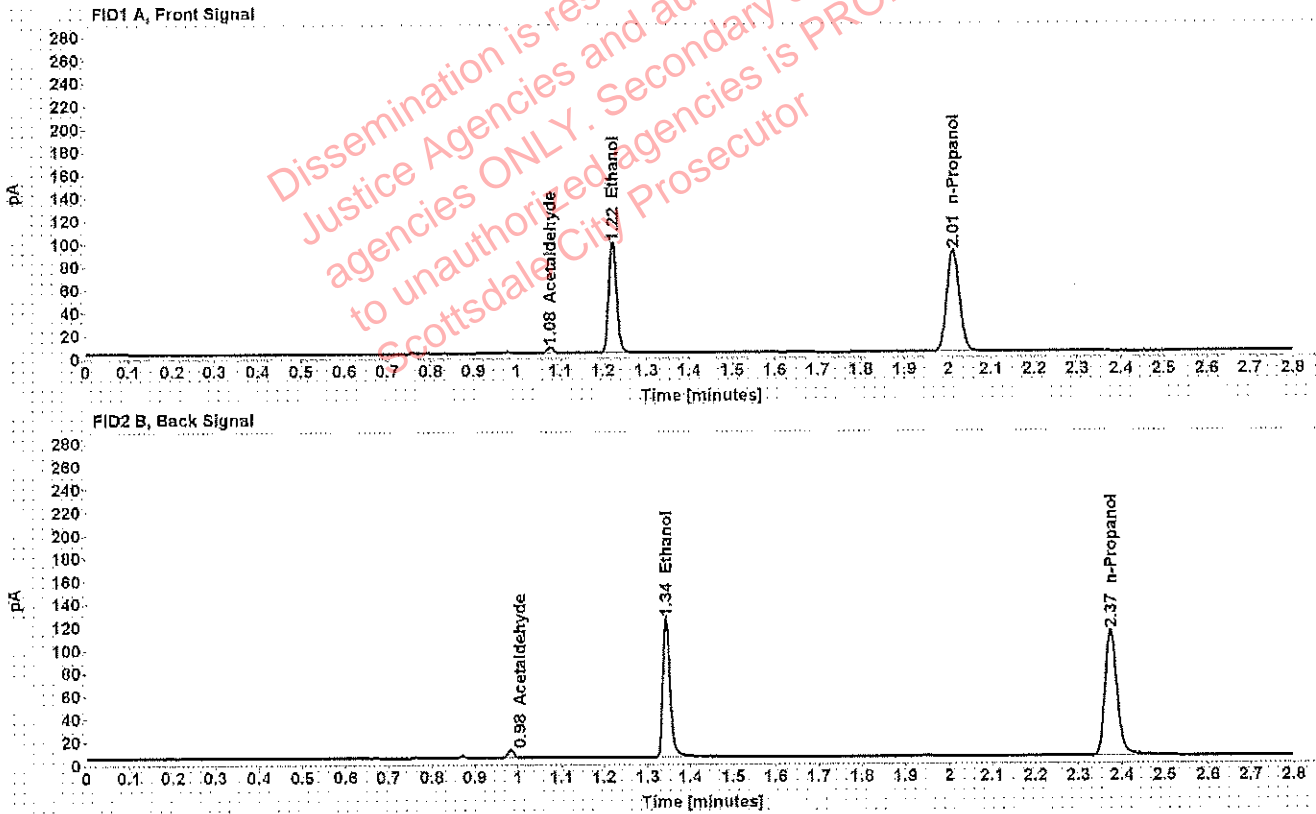


Table 1: FID 1 A (column DB-ALC1)

Compound	Amount (g/100mL)	Time (min)	Peak Area
Acetaldehyde	-----	1.077	5.160
>Ethanol	0.1876	1.223	123.016
n-Propanol	-----	2.012	179.881

Table 2: FID 2 B (column DB-ALC2)

Compound	Time (min)	Peak Area
Acetaldehyde	0.983	6.489
Ethanol	1.343	146.737
n-Propanol	2.374	211.697

Scottsdale Police Department Crime Lab Volatiles Analysis

Sample: [REDACTED]	Item number: 1200449
Injection date: 3/28/2018 12:17:05 PM	Vial: 43
Method: ethanol quant.M	Sequence: 28Mar18
Instrument: US14173023 CN14160045	Analyst: Adrian
Data file: C:\Chem3211\Data\28Mar18\43.D	

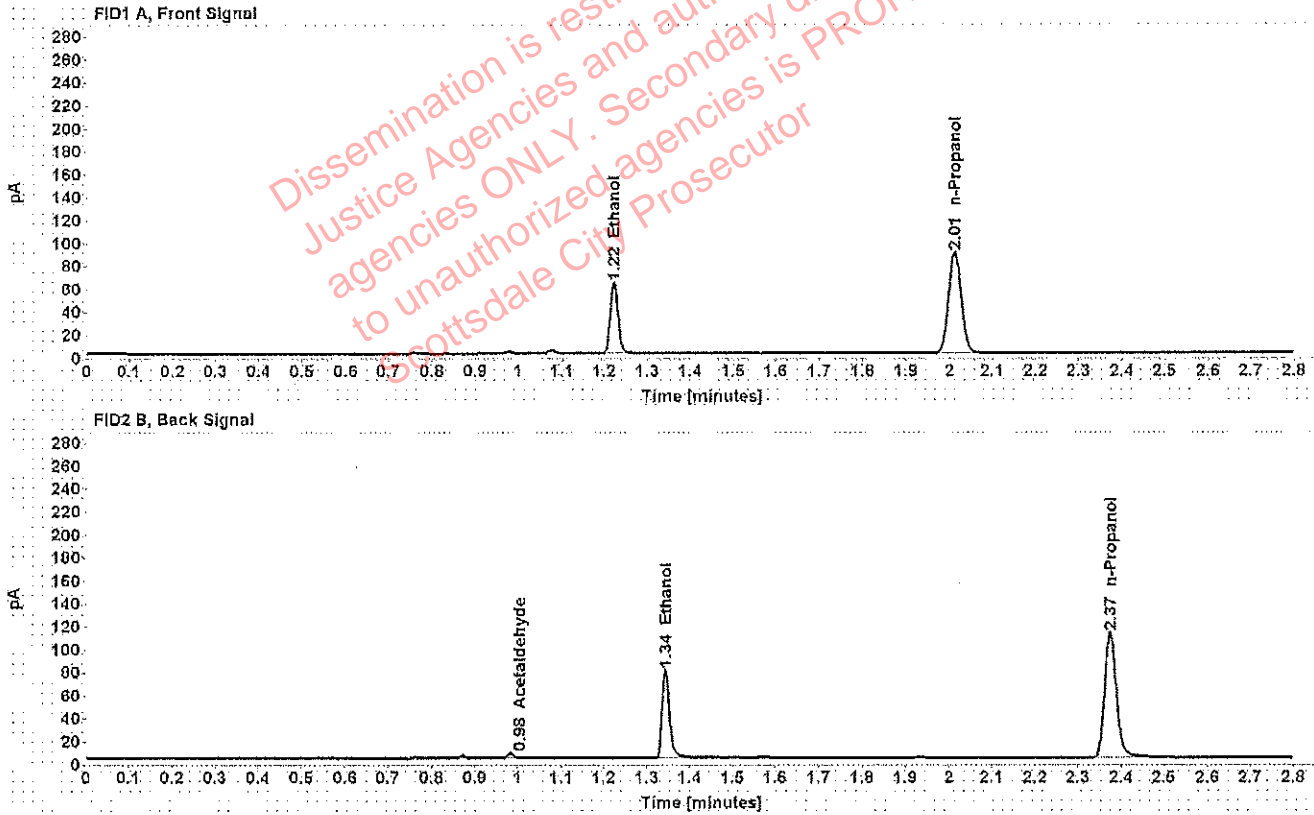


Table 1: FID 1 A (column DB-ALC1)

Compound	Amount (g/100mL)	Time (min)	Peak Area
>Ethanol	0.1216	1.223	79.325
n-Propanol	-----	2.012	179.526

Table 2: FID 2 B (column DB-ALC2)

Compound	Time (min)	Peak Area
Acetaldehyde	0.984	3.803
Ethanol	1.344	93.326
n-Propanol	2.374	211.700

Scottsdale Police Department Crime Lab Volatiles Analysis

Sample: [REDACTED]	Item number: 1200449
Injection date: 3/28/2018 12:21:05 PM	Vial: 44
Method: ethanol quant.M	Sequence: 28Mar18
Instrument: US14173023 CN14160045	Analyst: Adrian
Data file: C:\Chem3211\Data\28Mar18\44.D	

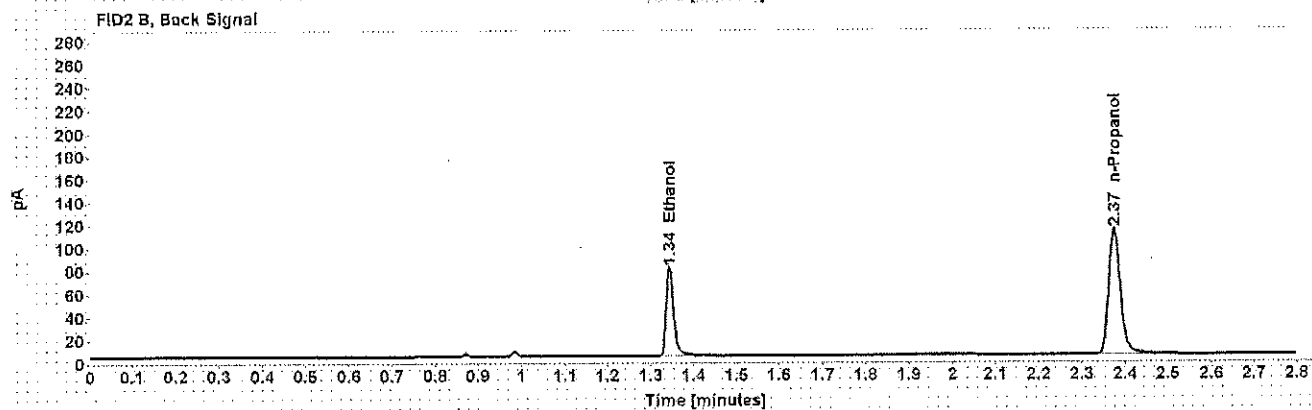
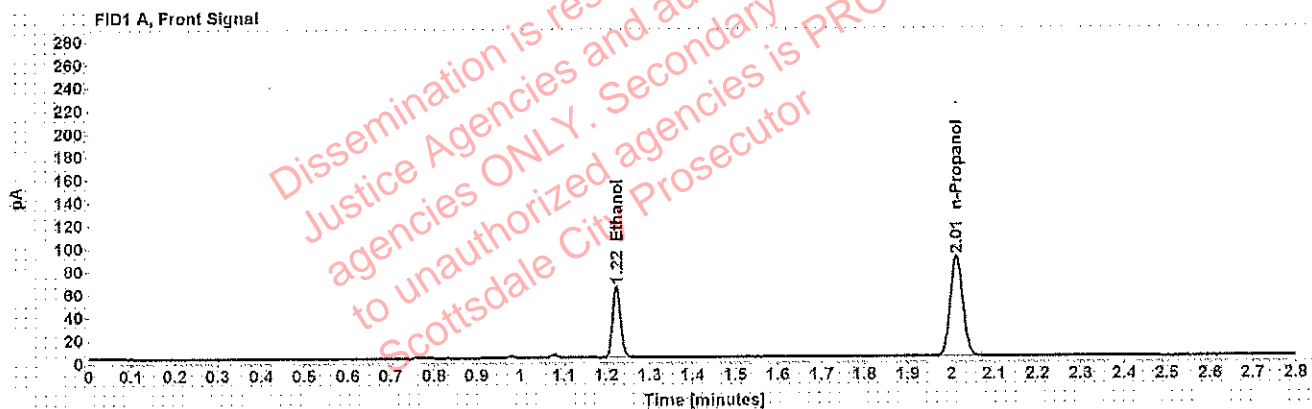


Table 1: FID 1 A (column DB-ALC1)

Compound	Amount (g/100mL)	Time (min)	Peak Area
>Ethanol	0.1226	1.223	79.765
n-Propanol	-----	2.013	179.039

Table 2: FID 2 B (column DB-ALC2)

Compound	Time (min)	Peak Area
Ethanol	1.344	94.105
n-Propanol	2.375	211.004

Scottsdale Police Department Crime Lab Volatiles Analysis

Sample: [REDACTED]	Item number: 1200207
Injection date: 3/28/2018 12:25:05 PM	Vial: 45
Method: ethanol quant.M	Sequence: 28Mar18
Instrument: US14173023 CN14160045	Analyst: Adrian
Data file: C:\Chem3211\Data\28Mar18\45.D	

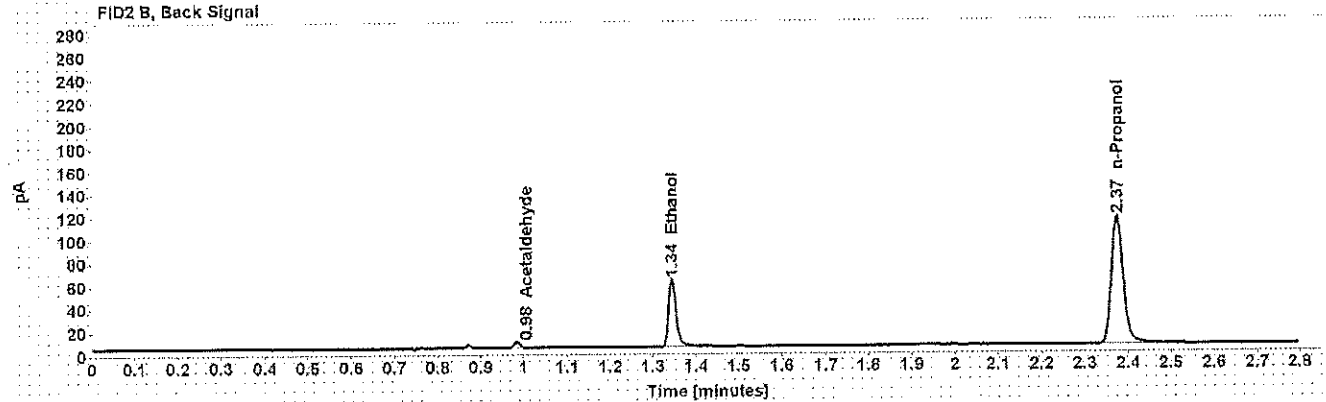
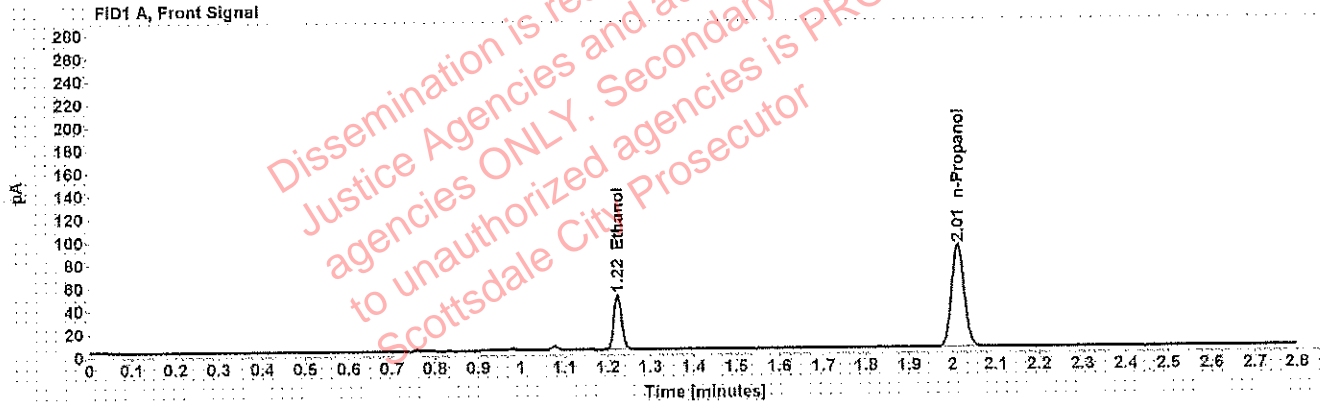


Table 1: FID 1 A (column DB-ALC1)

Compound	Amount (g/100mL)	Time (min)	Peak Area
>Ethanol	0.0932	1.223	61.405
n-Propanol	-----	2.012	181.923

Table 2: FID 2 B (column DB-ALC2)

Compound	Time (min)	Peak Area
Acetaldehyde	0.984	4.588
Ethanol	1.344	71.830
n-Propanol	2.374	214.111

Scottsdale Police Department Crime Lab Volatiles Analysis

Sample: [REDACTED]	Item number: 1200207
Injection date: 3/28/2018 12:29:05 PM	Vial: 46
Method: ethanol quant.M	Sequence: 28Mar18
Instrument: US14173023 CN14160045	Analyst: Adrian
Data file: C:\Chem32\1\Data\28Mar18\46.D	

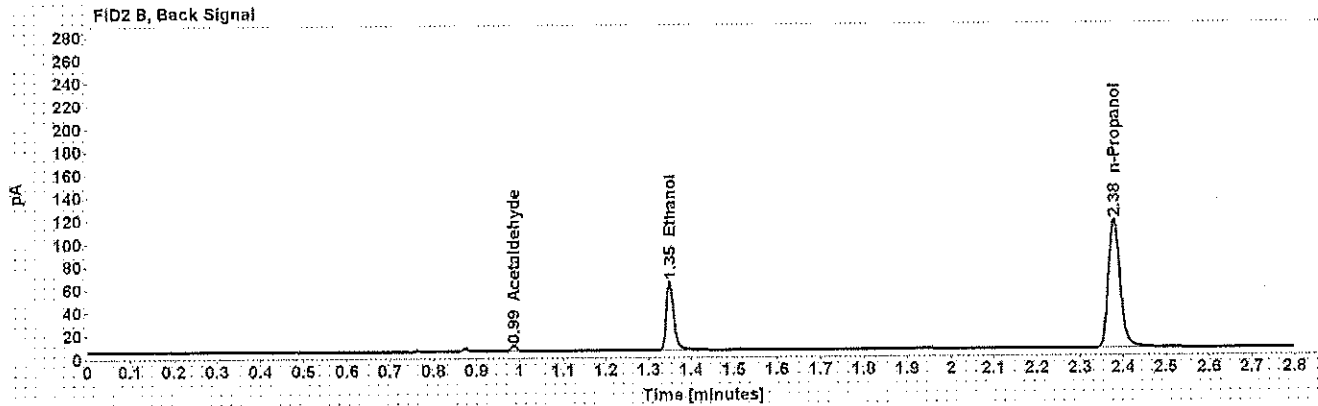
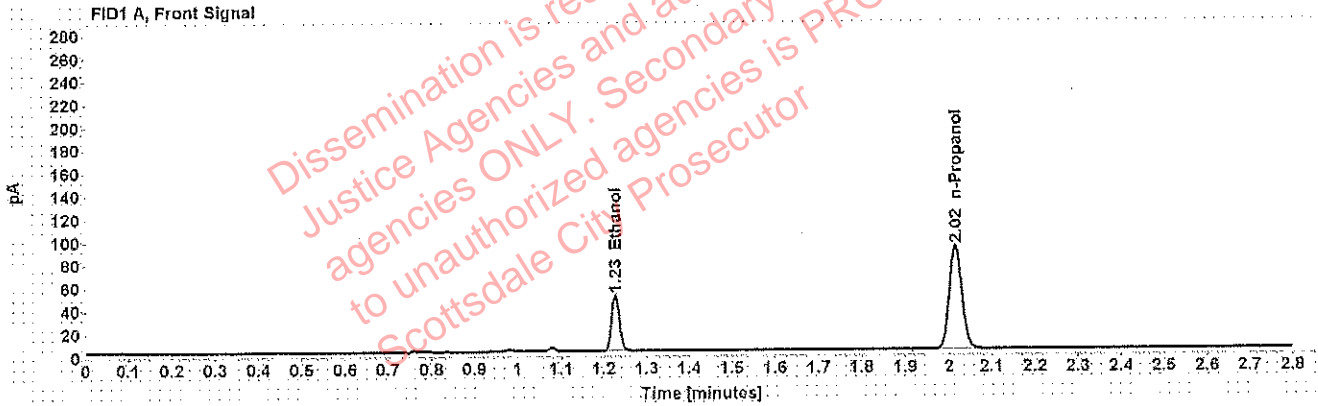


Table 1: FID 1 A (column DB-ALC1)

Compound	Amount (g/100mL)	Time (min)	Peak Area
>Ethanol	0.0945	1.227	63.064
n-Propanol	-----	2.016	164.189

Table 2: FID 2 B (column DB-ALC2)

Compound	Time (min)	Peak Area
Acetaldehyde	0.988	4.476
Ethanol	1.349	74.264
n-Propanol	2.379	216.968

Scottsdale Police Department Crime Lab Volatiles Analysis

Sample: [REDACTED]	Item number: 1180923
Injection date: 3/28/2018 12:33:06 PM	Vial: 47
Method: ethanol quant.M	Sequence: 28Mar18
Instrument: US14173023 CN14160045	Analyst: Adrian
Data file: C:\Chem32\1\Data\28Mar18\47.D	

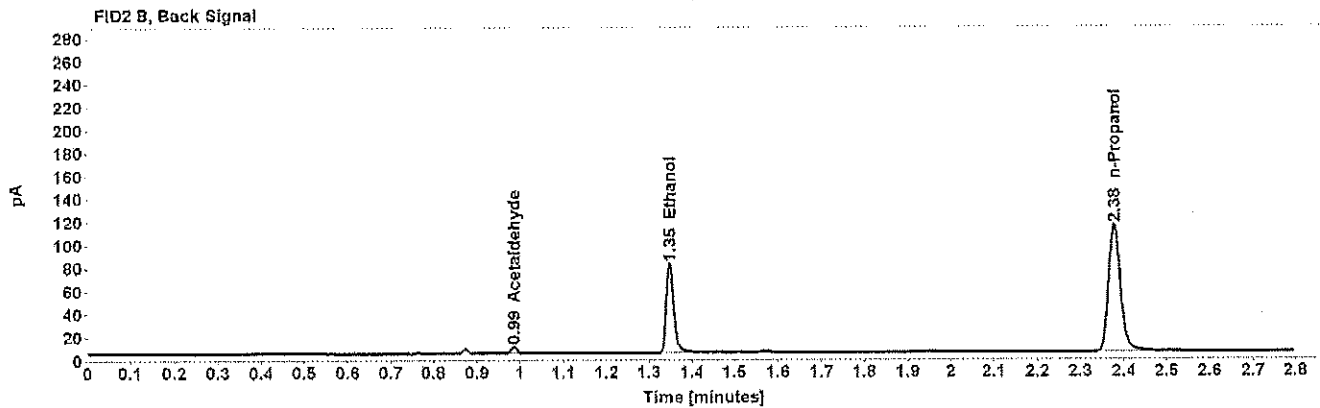
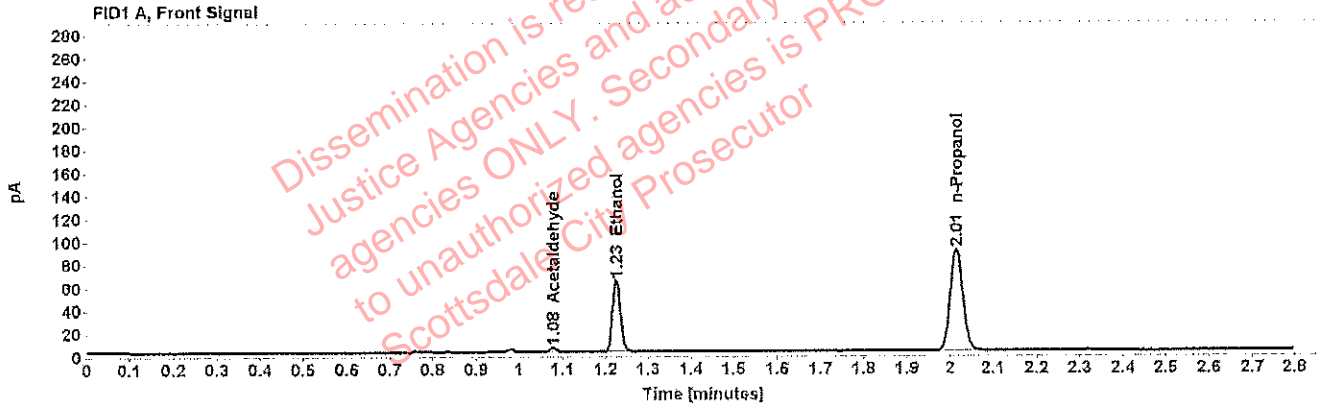


Table 1: FID 1 A (column DB-ALC1)

Compound	Amount (g/100mL)	Time (min)	Peak Area
Acetaldehyde	-----	1.078	4.083
>Ethanol	0.1228	1.225	80.502
n-Propanol	-----	2.015	180.397

Table 2: FID 2 B (column DB-ALC2)

Compound	Time (min)	Peak Area
Acetaldehyde	0.986	5.166
Ethanol	1.348	94.908
n-Propanol	2.378	212.754

Scottsdale Police Department Crime Lab Volatiles Analysis

Sample: [REDACTED]	Item number: 1180923
Injection date: 3/28/2018 12:37:05 PM	Vial: 48
Method: ethanol quant.M	Sequence: 28Mar18
Instrument: US14173023 CN14160045	Analyst: Adrian
Data file: C:\Chem32\1\Data\28Mar18M48.D	

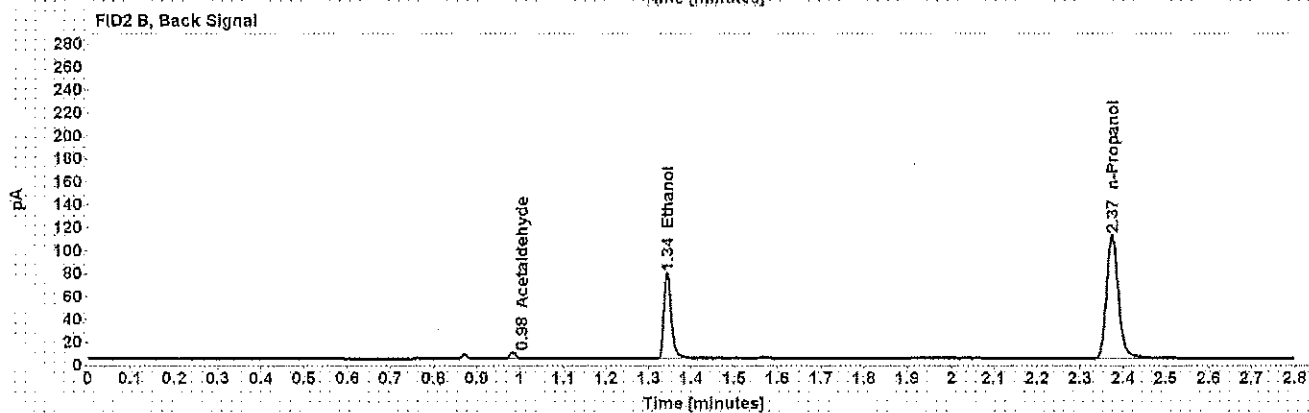
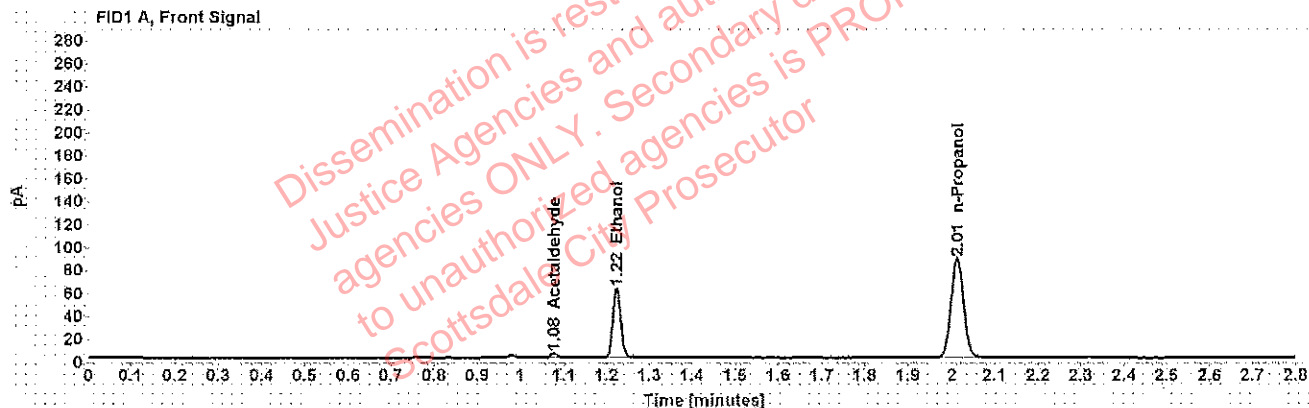


Table 1: FID 1 A (column DB-ALC1)

Compound	Amount (g/100mL)	Time (min)	Peak Area
Acetaldehyde	-----	1.077	4.045
>Ethanol	0.1210	1.223	77.486
n-Propanol	-----	2.012	176.314

Table 2: FID 2 B (column DB-ALC2)

Compound	Time (min)	Peak Area
Acetaldehyde	0.984	5.120
Ethanol	1.344	91.166
n-Propanol	2.374	208.004

Scottsdale Police Department Crime Lab Volatiles Analysis

Sample: [REDACTED]	Item number: 1202876
Injection date: 3/28/2018 12:41:20 PM	Vial: 49
Method: ethanol quant.M	Sequence: 28Mar18
Instrument: US14173023 CN14160045	Analyst: Adrian
Data file: C:\Chem32\1\Data\28Mar18\49.D	

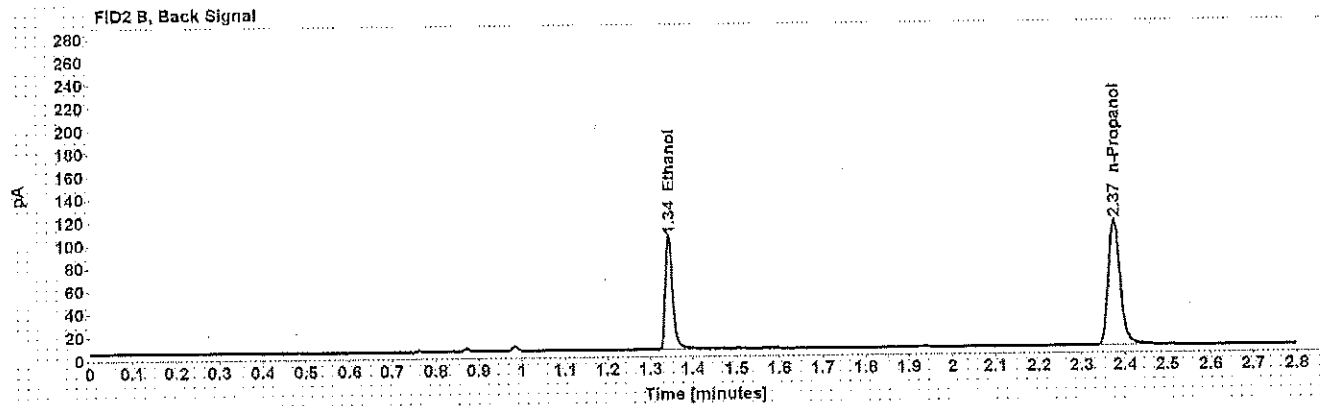
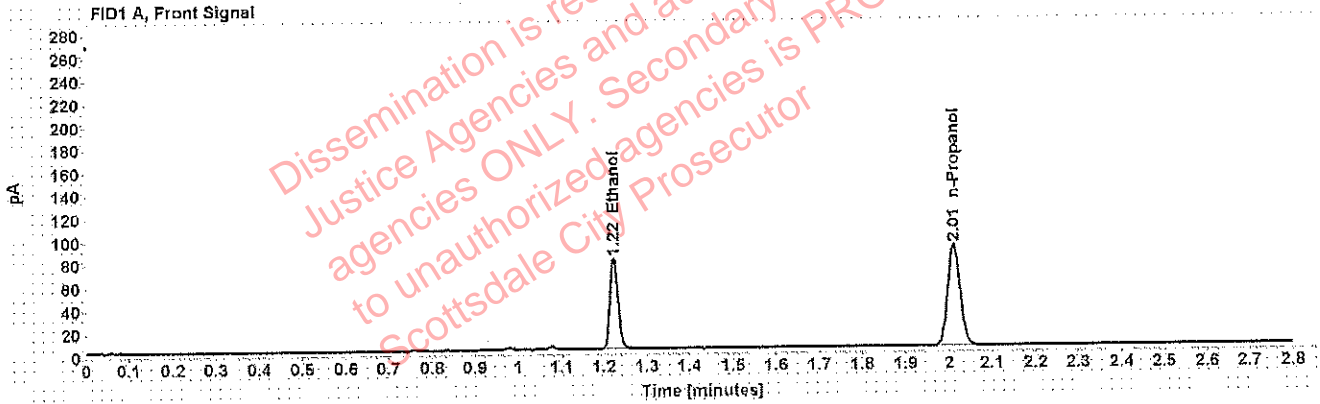


Table 1: FID 1 A (column DB-ALC1)

Compound	Amount (g/100mL)	Time (min)	Peak Area
>Ethanol	0.1549	1.223	101.567
n-Propanol	-----	2.013	180.137

Table 2: FID 2 B (column DB-ALC2)

Compound	Time (min)	Peak Area
Ethanol	1.344	120.528
n-Propanol	2.375	212.789

Scottsdale Police Department Crime Lab Volatiles Analysis

Sample: [REDACTED]	Item number: 1202876
Injection date: 3/28/2018 12:45:20 PM	Vial: 50
Method: ethanol quant.M	Sequence: 28Mar18
Instrument: US14173023 CN14160045	Analyst: Adrian
Data file: C:\Chem32\1\Data\28Mar18\50.D	

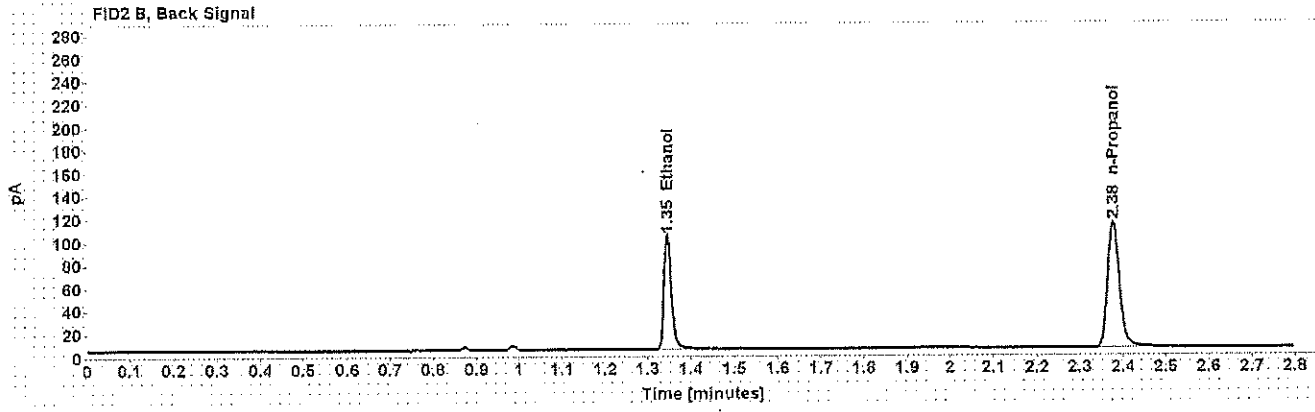
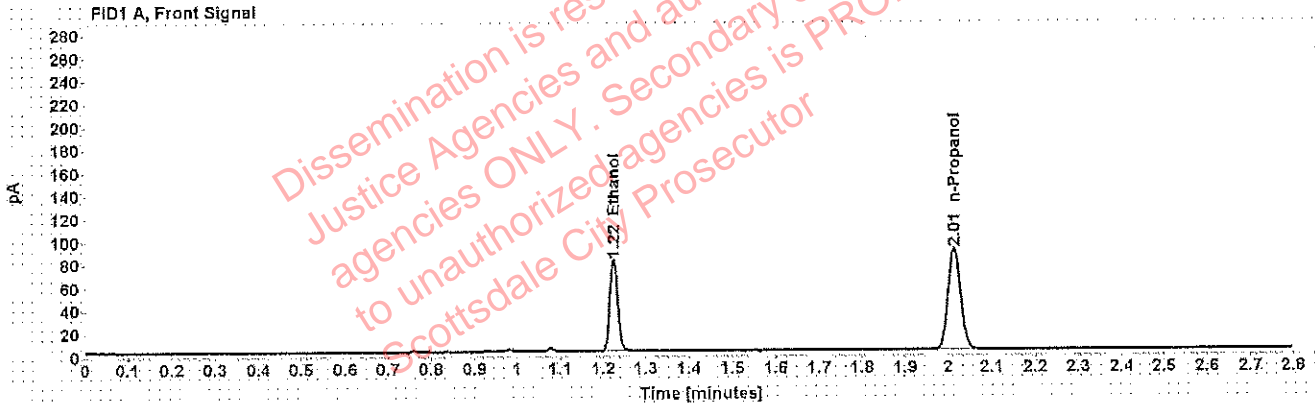


Table 1: FID 1 A (column DB-ALC1)

Compound	Amount (g/100mL)	Time (min)	Peak Area
>Ethanol	0.1560	1.225	102.249
n-Propanol	-----	2.014	180.035

Table 2: FID 2 B (column DB-ALC2)

Compound	Time (min)	Peak Area
Ethanol	1.346	121.652
n-Propanol	2.377	212.040

Scottsdale Police Department Crime Lab Volatiles Analysis

Sample: [REDACTED]	Item number: 1203924
Injection date: 3/28/2018 12:49:20 PM	Vial: 51
Method: ethanol quant.M	Sequence: 28Mar18
Instrument: US14173023 CN14160045	Analyst: Adrian
Data file: C:\Chem32\1\Data\28Mar18\51.D	

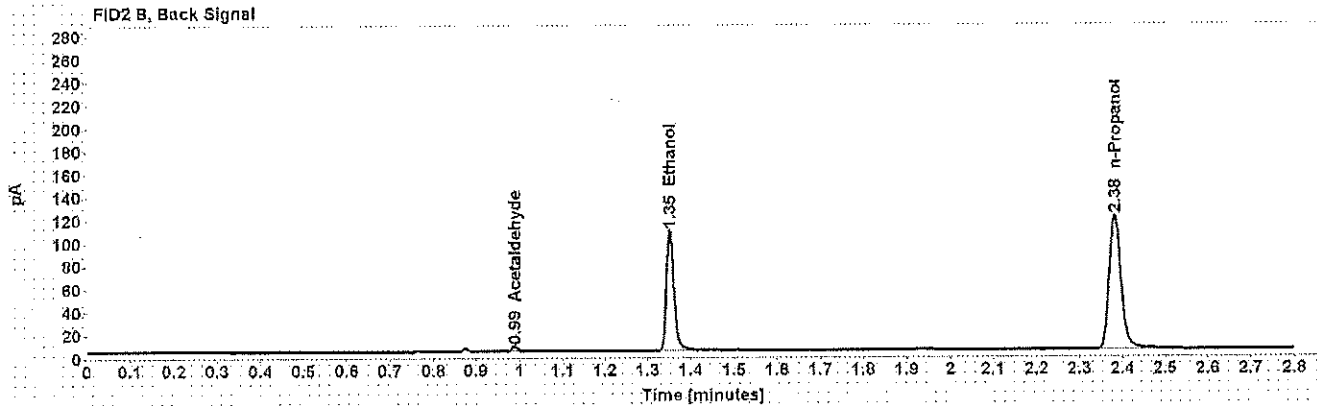
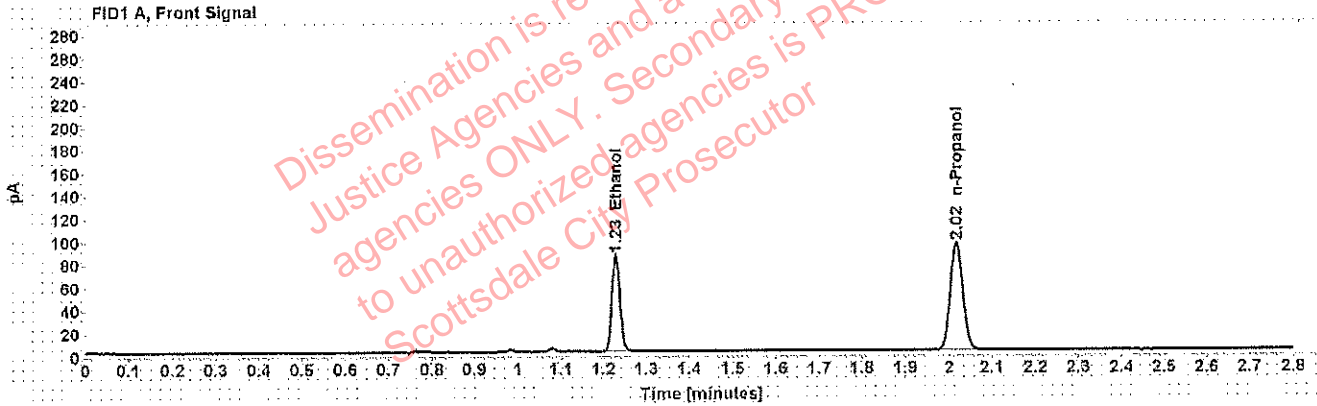


Table 1: FID 1 A (column DB-ALC1)

Compound	Amount (g/100mL)	Time (min)	Peak Area
>Ethanol	0.1564	1.228	109.116
n-Propanol	-----	2.018	191.687

Table 2: FID 2 B (column DB-ALC2)

Compound	Time (min)	Peak Area
Acetaldehyde	0.988	3.862
Ethanol	1.352	129.538
n-Propanol	2.382	226.033

Scottsdale Police Department Crime Lab Volatiles Analysis

Sample: [REDACTED]	Item number: 1203924
Injection date: 3/28/2018 12:53:21 PM	Vial: 52
Method: ethanol quant.M	Sequence: 28Mar18
Instrument: US14173023 CN14160045	Analyst: Adrian
Data file: C:\Chem32\1\Data\28Mar18\52.D	

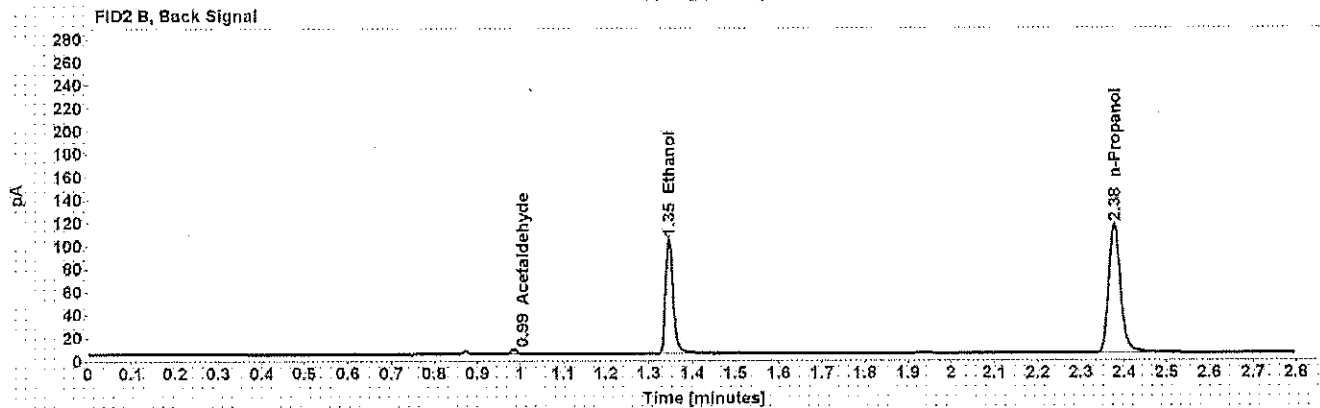
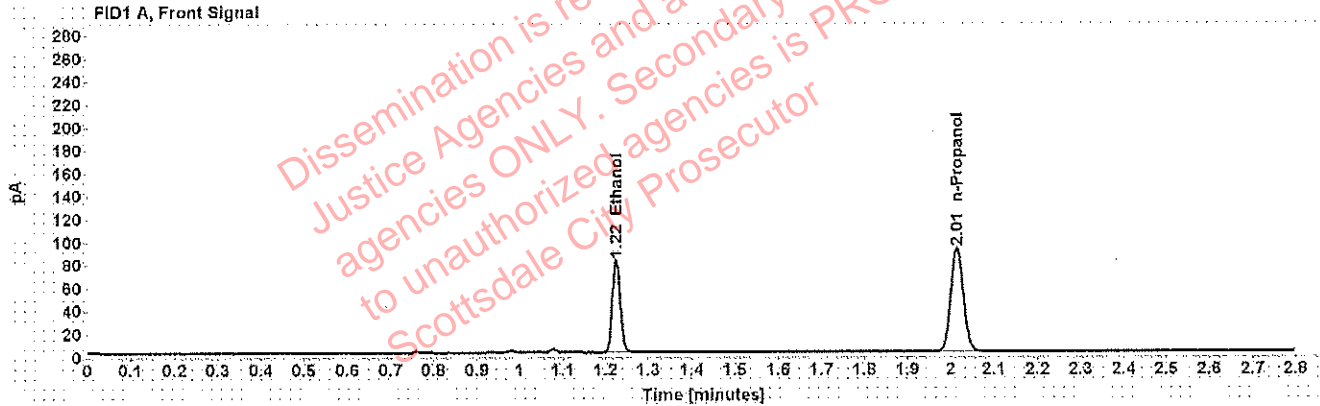


Table 1: FID 1 A (column DB-ALC1)

Compound	Amount (g/100mL)	Time (min)	Peak Area
>Ethanol	0.1543	1.225	103.268
n-Propanol	-----	2.014	183.897

Table 2: FID 2 B (column DB-ALC2)

Compound	Time (min)	Peak Area
Acetaldehyde	0.985	3.826
Ethanol	1.347	122.410
n-Propanol	2.377	217.279

Scottsdale Police Department Crime Lab Volatiles Analysis

Sample: [REDACTED]	Item number: 1180175
Injection date: 3/28/2018 1:01:21 PM	Vial: 54
Method: ethanol quant.M	Sequence: 28Mar18
Instrument: US14173023 CN14160045	Analyst: Adrian
Data file: C:\Chem32\1\Data\28Mar18\54.D	

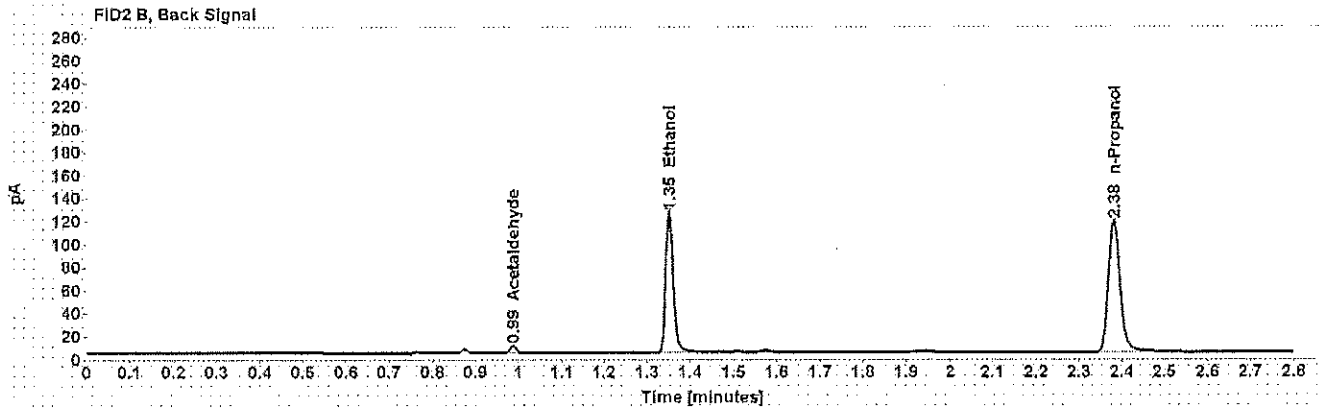
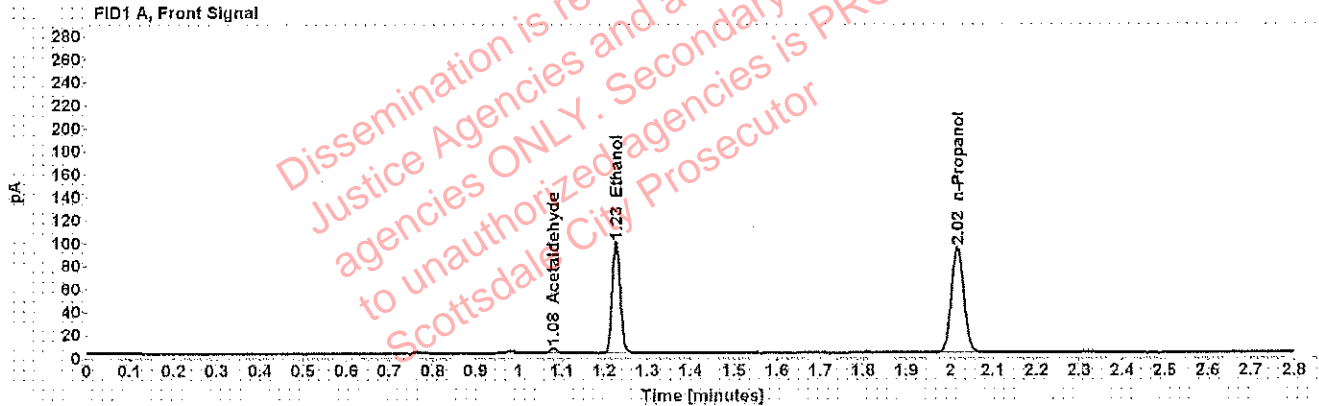


Table 1: FID 1 A (column DB-ALC1)

Compound	Amount (g/100mL)	Time (min)	Peak Area
Acetaldehyde	-----	1.080	4.578
>Ethanol	0.1856	1.228	126.314
n-Propanol	-----	2.017	186.755

Table 2: FID 2 B (column DB-ALC2)

Compound	Time (min)	Peak Area
Acetaldehyde	0.987	5.748
Ethanol	1.351	151.837
n-Propanol	2.381	221.098

Scottsdale Police Department Crime Lab Volatiles Analysis

Sample: [REDACTED]	Item number: 1180175
Injection date: 3/28/2018 1:05:36 PM	Vial: 55
Method: ethanol quant.M	Sequence: 28Mar18
Instrument: US14173023 CN14160045	Analyst: Adrian
Data file: C:\Chem32\1\Data\28Mar18\55.D	

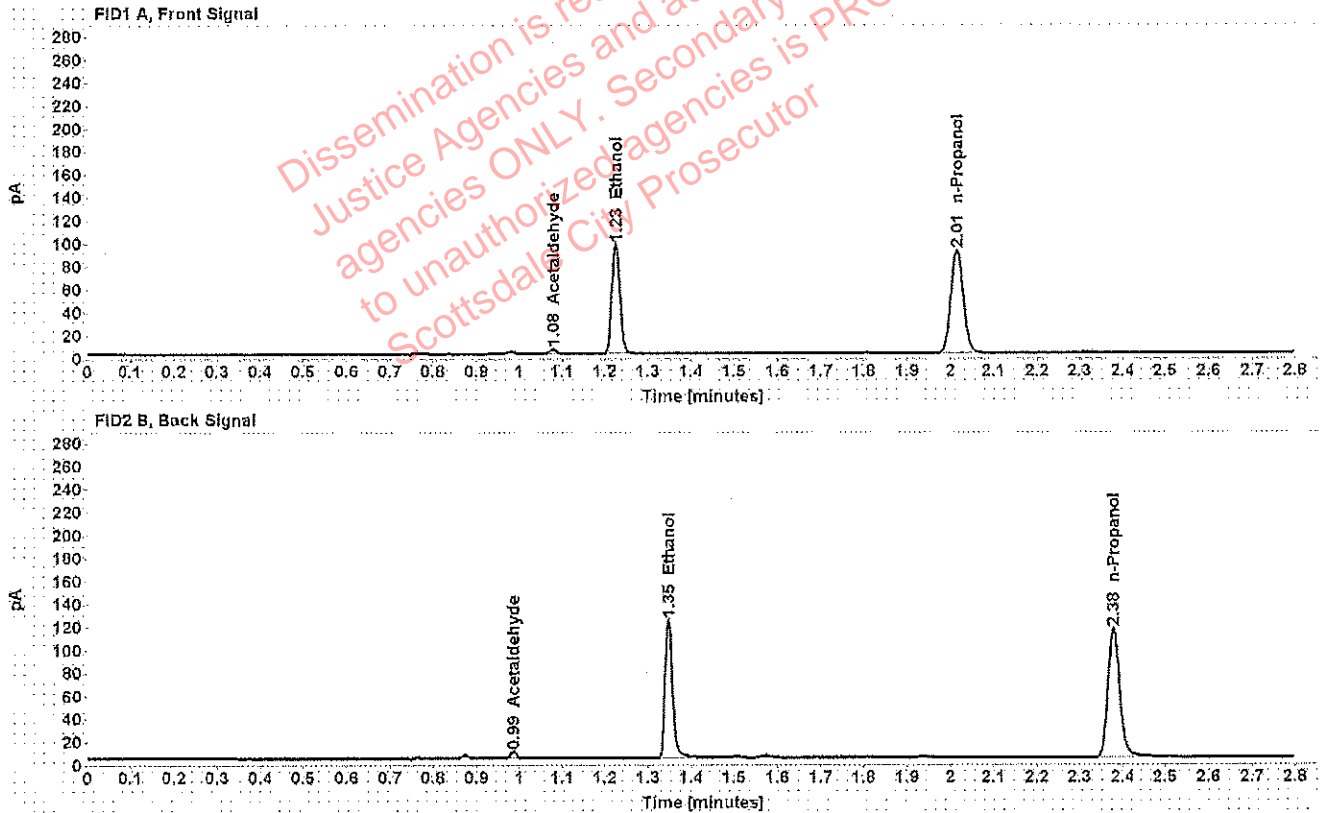


Table 1: FID 1 A (column DB-ALC1)

Compound	Amount (g/100mL)	Time (min)	Peak Area
Acetaldehyde	-----	1.078	4,458
>Ethanol	0.1855	1.225	123,864
n-Propanol	-----	2.015	183,231

Table 2: FID 2 B (column DB-ALC2)

Compound	Time (min)	Peak Area
Acetaldehyde	0.986	5,639
Ethanol	1.348	148,805
n-Propanol	2.378	217,071

Scottsdale Police Department Crime Lab Volatiles Analysis

Sample: [REDACTED]	Item number: 1204209
Injection date: 3/28/2018 1:09:35 PM	Vial: 56
Method: ethanol quant.M	Sequence: 28Mar18
Instrument: US14173023 CN14160045	Analyst: Adrian
Data file: C:\Chem32\1\Data\28Mar18\56.D	

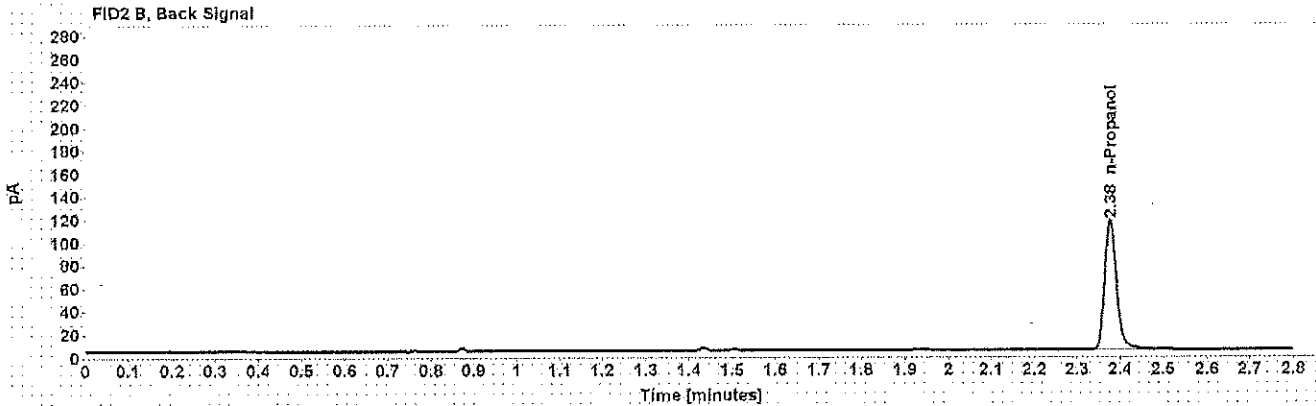
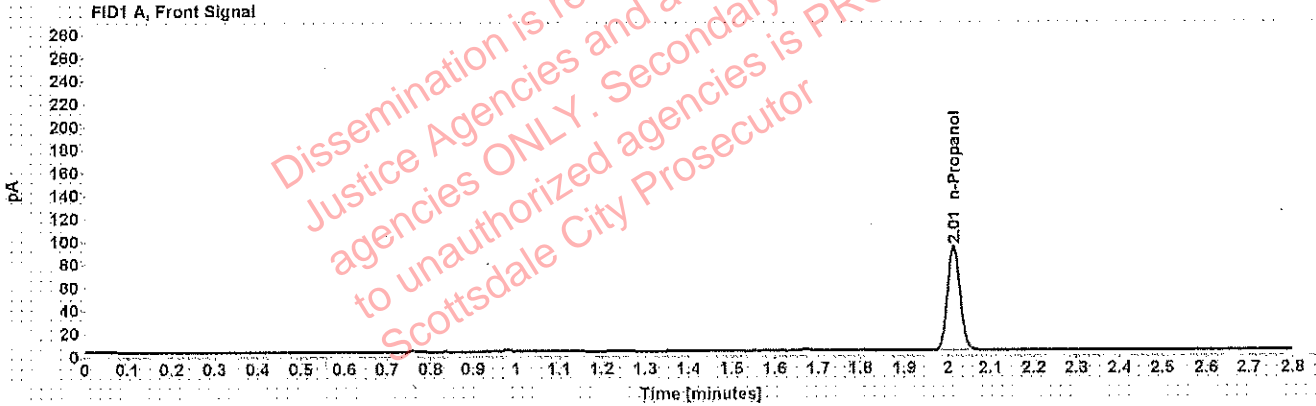


Table 1: FID 1 A (column DB-ALC1)

Compound	Amount (g/100mL)	Time (min)	Peak Area
n-Propanol	-----	2.014	184.743

Table 2: FID 2 B (column DB-ALC2)

Compound	Time (min)	Peak Area
n-Propanol	2.377	217.527

Scottsdale Police Department Crime Lab Volatiles Analysis

Sample: XXXXXXXXXX	Item number: 1204209
Injection date: 3/28/2018 1:13:35 PM	Vial: 57
Method: ethanol quant.M	Sequence: 28Mar18
Instrument: US14173023 CN14160045	Analyst: Adrian
Data file: C:\Chem32\1\Data\28Mar18\57.D	

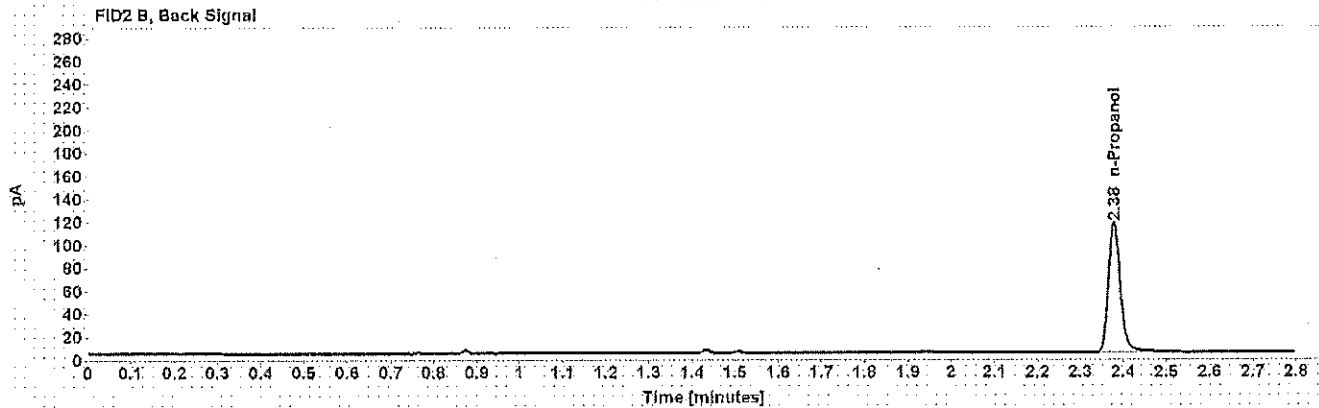
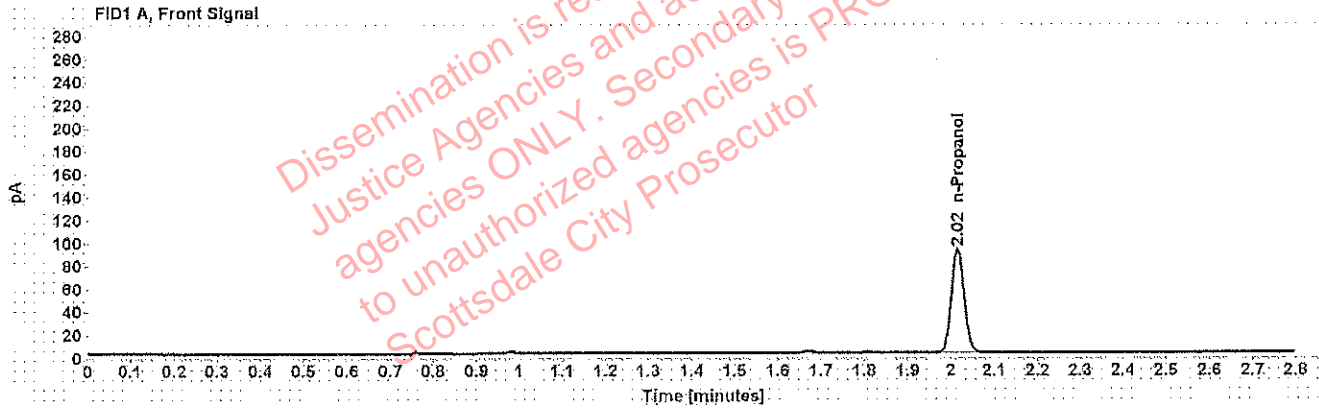


Table 1: FID 1 A (column DB-ALC1)

Compound	Amount (g/100mL)	Time (min)	Peak Area
n-Propanol	-----	2.016	184.574

Table 2: FID 2 B (column DB-ALC2)

Compound	Time (min)	Peak Area
n-Propanol	2.379	217.135

Scottsdale Police Department Crime Lab Volatiles Analysis

Sample: [REDACTED]	Item number: 1204258
Injection date: 3/28/2018 1:17:36 PM	Vial: 58
Method: ethanol quant.M	Sequence: 28Mar18
Instrument: US14173023 CN14160045	Analyst: Adrian
Data file: C:\Chem32\1\Data\28Mar18\58.D	

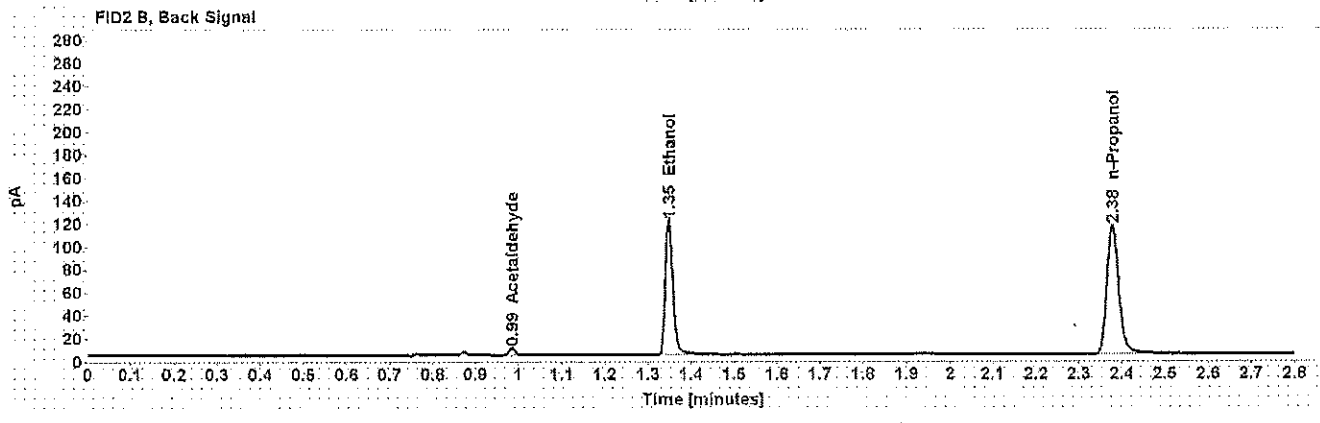
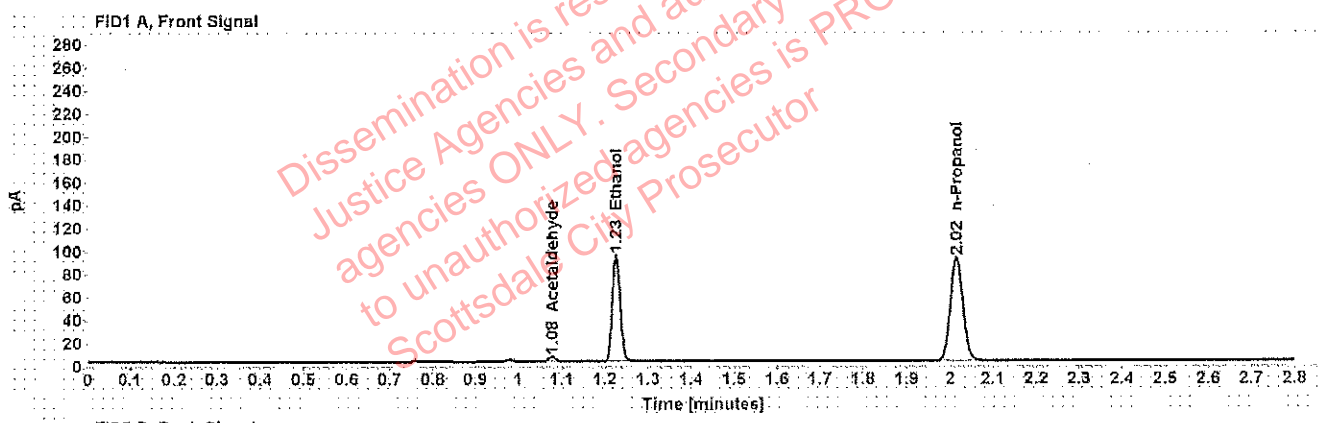


Table 1: FID 1 A (column DB-ALC1)

Compound	Amount (g/100mL)	Time (min)	Peak Area
Acetaldehyde	-----	1.079	4.543
>Ethanol	0.1791	1.226	119.718
n-Propanol	-----	2.015	183.490

Table 2: FID 2 B (column DB-ALC2)

Compound	Time (min)	Peak Area
Acetaldehyde	0.986	5.671
Ethanol	1.348	142.663
n-Propanol	2.379	216.791

Scottsdale Police Department Crime Lab Volatiles Analysis

Sample: [REDACTED]	Item number: 1204258
Injection date: 3/28/2018 1:21:35 PM	Vial: 59
Method: ethanol quant.M	Sequence: 28Mar18
Instrument: US14173023 CN14160045	Analyst: Adrian
Data file: C:\Chem32\1\Data\28Mar18\59.D	

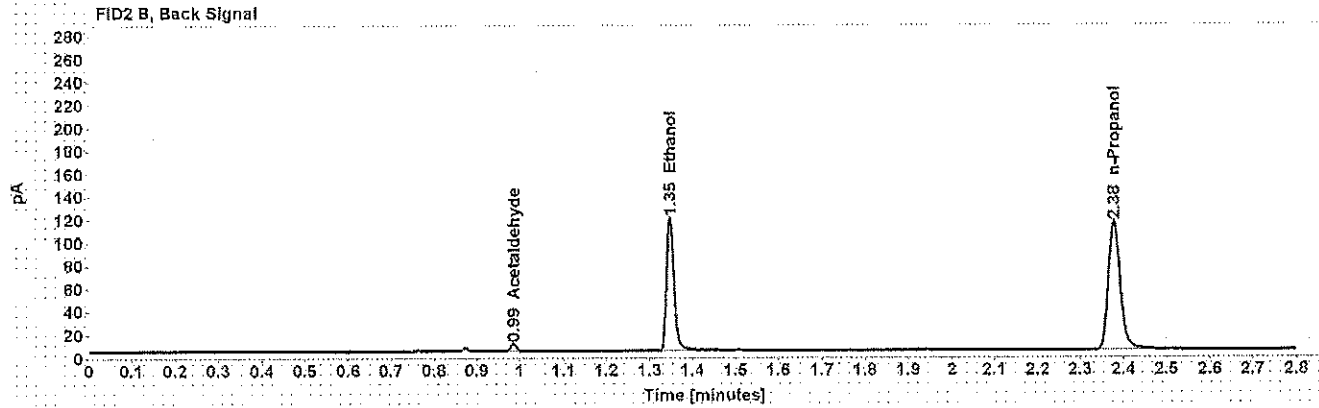
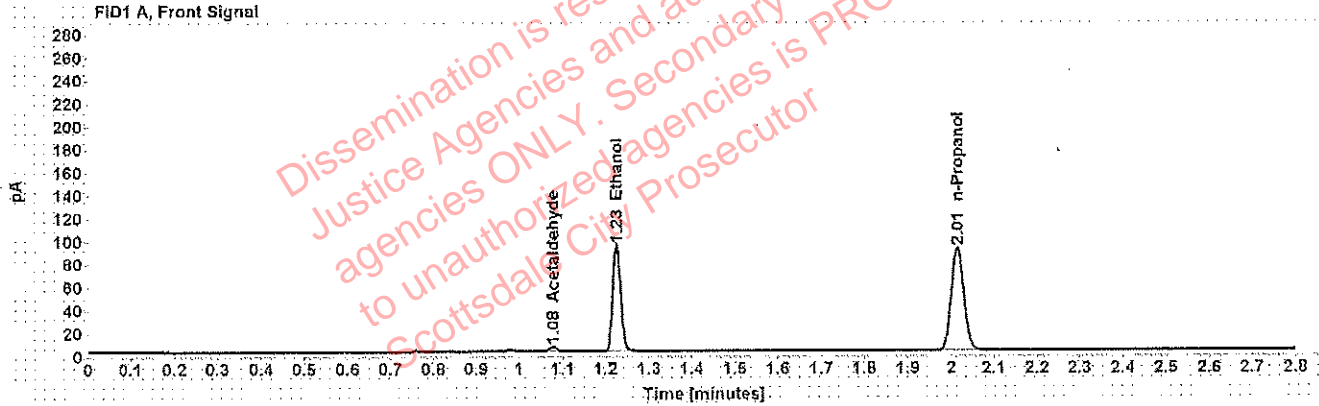


Table 1: FID 1 A (column DB-ALC1)

Compound	Amount (g/100mL)	Time (min)	Peak Area
Acetaldehyde	-----	1.078	4.518
>Ethanol	0.1789	1.225	119.113
n-Propanol	-----	2.015	182.736

Table 2: FID 2 B (column DB-ALC2)

Compound	Time (min)	Peak Area
Acetaldehyde	0.986	5.639
Ethanol	1.347	141.520
n-Propanol	2.378	215.569