

**SCOTTSDALE POLICE DEPARTMENT CRIME LABORATORY
BLOOD ALCOHOL FACE SHEET**

ANALYSIS DATE 7/26/2018 SEQUENCE NAME 26Jul18

EQUIPMENT

Pipettor Hamilton ML600EH7497 Hamilton ML600GJ10749
 Gas Chromatograph Agilent US14173023

INSTRUMENT CALIBRATION

Vial 1 0.02 calibrator Lot FN03241604 Coefficient of determination (r²)
 Vial 2 0.10 calibrator Lot FN06181501 0.99999
 Vial 3 0.20 calibrator Lot FN07201502
 Vial 4 0.40 calibrator Lot FN11191402

CALIBRATION VERIFICATION AND RESOLUTION TEST

Vial	Sample	Expected result	Measured result	Manufacturer/lot
5	Blank	Not detected	Not detected	SPD lab 042518
6	Volatiles mixture	6 compounds	6 compounds	SPD lab 020917WLA
7	Aqueous control	0.400 g/dL	0.404 g/dL	Lipomed 08012015-C
8	Aqueous control	0.040 g/dL	0.040 g/dL	Lipomed 09022015-A
9	Blood control	0.198 g/dL	0.200 g/dL	ACQ 407041529/3
20	Aqueous control	0.080 g/dL	0.081 g/dL	Lipomed 28082014-B
31	Aqueous control	0.150 g/dL	0.153 g/dL	Lipomed 09022015-C
42	Blood control	0.198 g/dL	0.201 g/dL	ACQ 407041529/3
53	Aqueous control	0.080 g/dL	0.082 g/dL	Lipomed 28082014-B
64	Aqueous control	0.400 g/dL	0.412 g/dL	Lipomed 08012015-C
65	Aqueous control	0.040 g/dL	0.040 g/dL	Lipomed 09022015-A
66	Blood control	0.198 g/dL	0.203 g/dL	ACQ 407041529/3
67	Blank	Not detected	Not detected	SPD lab 042518

SUBJECT SAMPLES

Subjects in the sequence 25 Subjects requiring reanalysis 0

ADDITIONAL NOTES: All testing proceeded as expected.

Run valid
 Run invalid WA B1570 7/30/18
 Analyst

Run valid
 Run invalid [Signature] B1466
 Technical Reviewer

Scottsdale Police Department Crime Laboratory Sequence Quality Assurance Summary

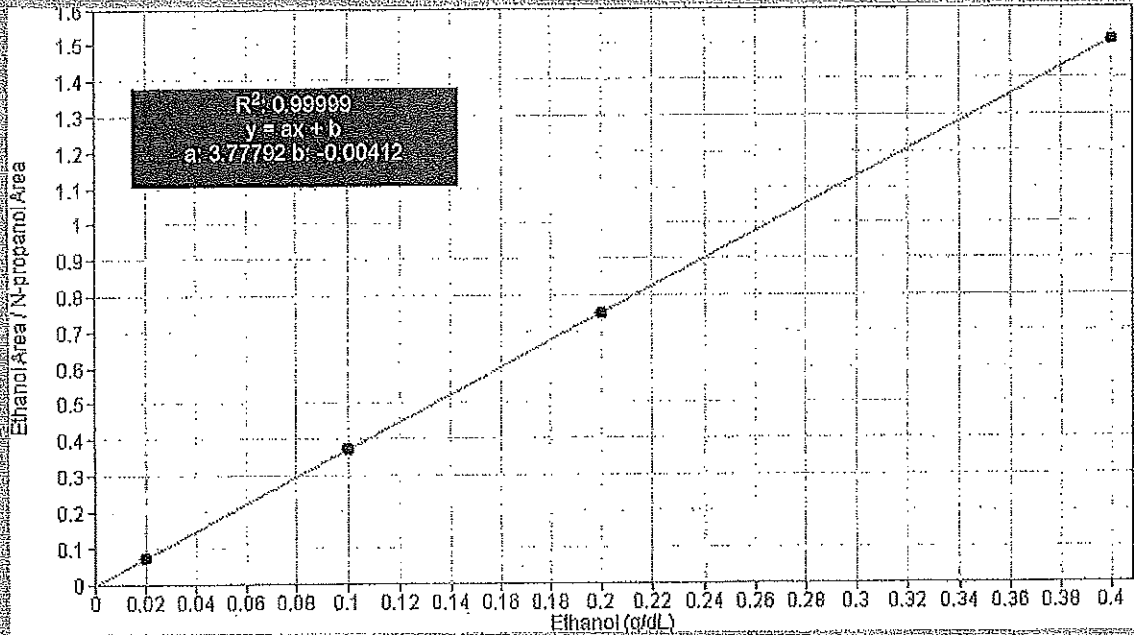
SEQUENCE NAME: 26Jul18

ANALYST: Adrian WA

Sample Name	Vial	Measured Value (g/dL)	Expected Value (g/dL)	Percent Difference	Absolute Difference (g/dL)
blank 042518	5	negative	negative	-	-
0.400 Lipomed 08012015-C	7	0.404	0.400	1.00	0.004
0.040 Lipomed 09022015-A	8	0.040	0.040	0.00	0.000
0.198 ACQ 407041529/3	9	0.200	0.198	1.01	0.002
0.080 Lipomed 28082014-B	20	0.081	0.080	1.25	0.001
0.150 Lipomed 09022015-C	31	0.153	0.150	2.00	0.003
0.198 ACQ 407041529/3	42	0.201	0.198	1.52	0.003
0.080 Lipomed 28082014-B	53	0.082	0.080	2.50	0.002
0.40 Lipomed 08012015-C	64	0.412	0.400	3.00	0.012
0.04 Lipomed 09022015-A	65	0.040	0.040	0.00	0.000
0.198 ACQ 407041529/3	66	0.203	0.198	2.53	0.005
blank 042518	67	negative	negative	-	-

Calibrator	Ethanol Area	N-propanol Area	Ratio
0.020	12.270	168.173	0.073
0.100	63.519	170.396	0.373
0.200	127.677	170.258	0.750
0.400	250.676	166.234	1.508

Calibration Line



Scottsdale Police Department Crime Lab Volatiles Analysis

WA

Sample: 0.020 Cerilliant FN03241604	Item number:
Injection date: 7/26/2018 12:49:41 PM	Vial: 1
Method: ethanol quant.M	Sequence: 26Jul18
Instrument: US14173023 CN14160045	Analyst: Adrian
Data file: C:\Chem32\1\Data\26Jul18\1.D	

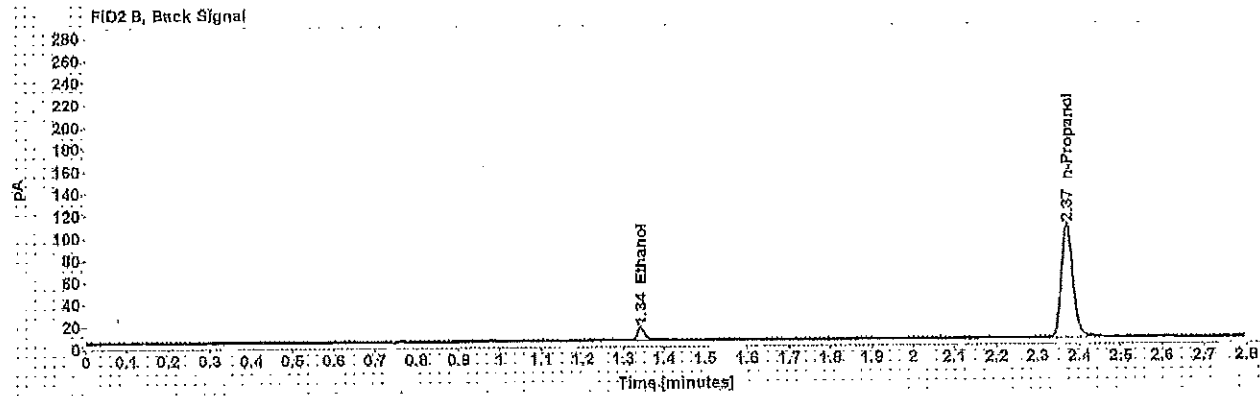
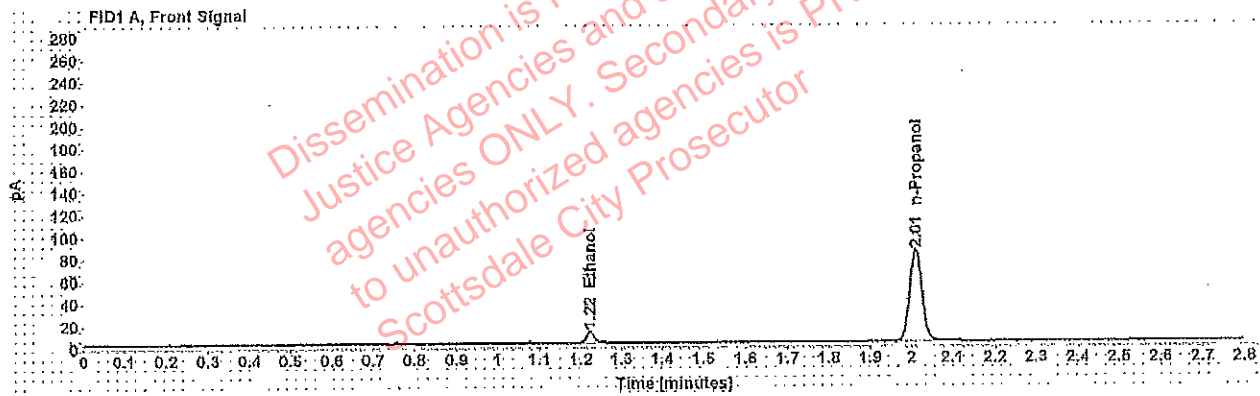


Table 1: FID 1 A (column DB-ALC1)

Compound	Time (min)	Peak Area
Ethanol	1.222	12.270
n-Propanol	2.010	168.173

Table 2: FID 2 B (column DB-ALC2)

Compound	Time (min)	Peak Area
Ethanol	1.343	14.215
n-Propanol	2.371	196.968

Scottsdale Police Department Crime Lab Volatiles Analysis

WJA

Sample: 0.100 Cerilliant FN06181501	Item number:
Injection date: 7/26/2018 12:53:41 PM	Vial: 2
Method: ethanol quant.M	Sequence: 26Jul18
Instrument: US14173023 CN14160045	Analyst: Adrian
Data file: C:\Chem32\1\Data\26Jul18\2.D	

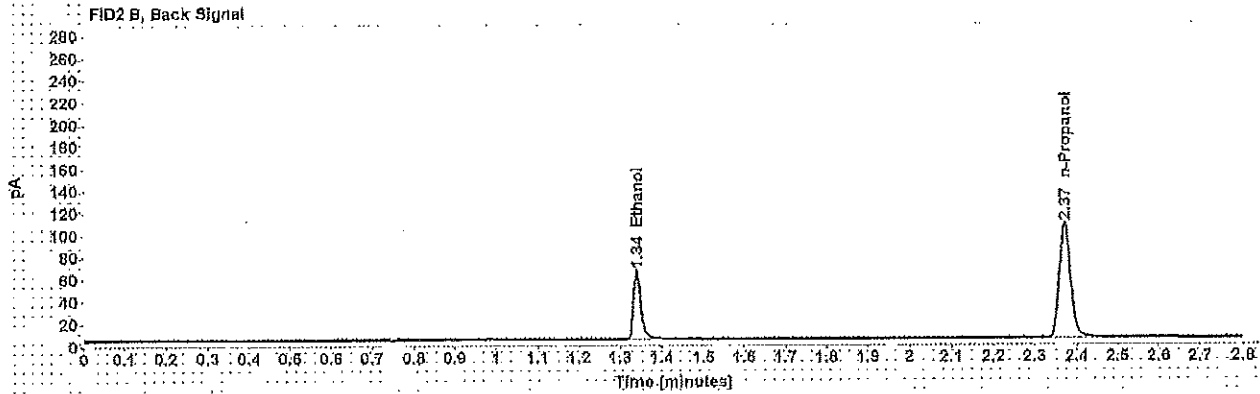
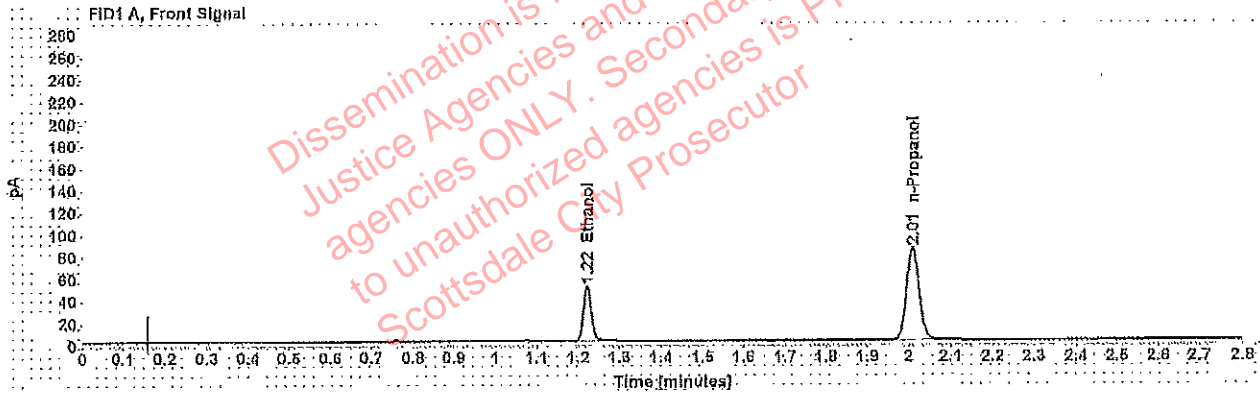


Table 1: FID 1 A (column DB-ALC1)

Compound	Time (min)	Peak Area
Ethanol	1.221	63.519
n-Propanol	2.010	170.396

Table 2: FID 2 B (column DB-ALC2)

Compound	Time (min)	Peak Area
Ethanol	1.341	74.790
n-Propanol	2.371	199.617

Scottsdale Police Department Crime Lab Volatiles Analysis

WPA

Sample: 0.200 Cerilant FN07201502	Item number:
Injection date: 7/26/2018 12:57:42 PM	Vial: 3
Method: ethanol quant.M	Sequence: 26Jul18
Instrument: US14173023 CN14160045	Analyst: Adrian
Data file: C:\Chem32\1\Data\26Jul18\3.D	

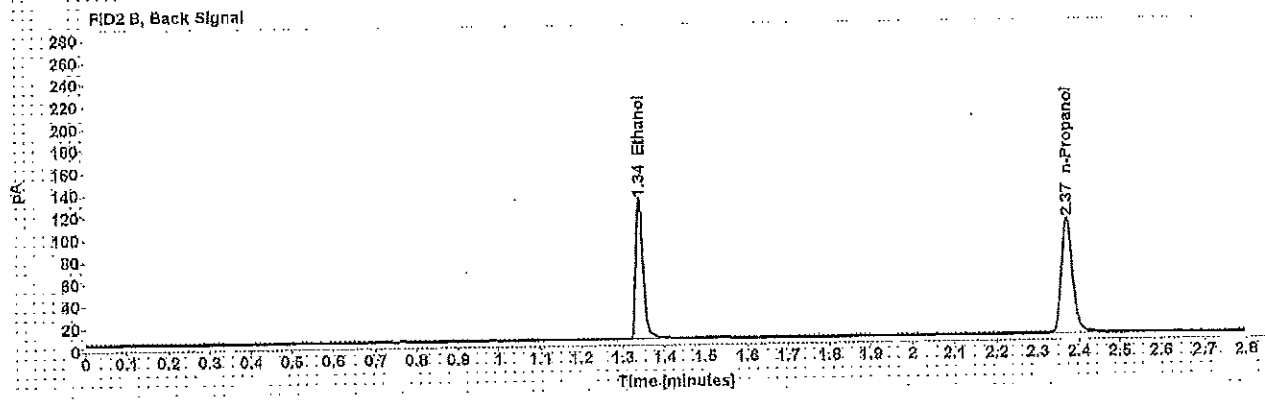
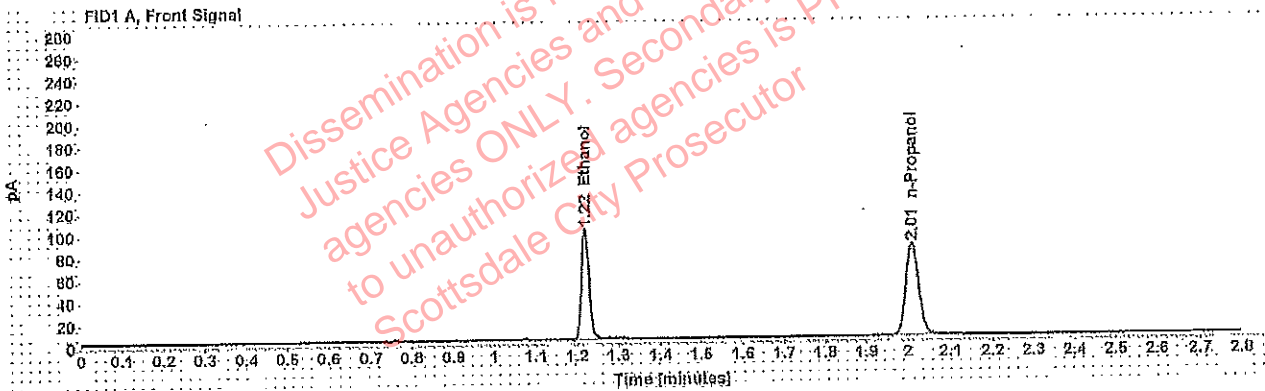


Table 1: FID 1 A (column DB-ALC1)

Compound	Time (min)	Peak Area
Ethanol	1.221	127.877
n-Propanol	2.010	170.258

Table 2: FID 2 B (column DB-ALC2)

Compound	Time (min)	Peak Area
Ethanol	1.340	152.391
n-Propanol	2.371	199.321

Scottsdale Police Department Crime Lab Volatiles Analysis

WA

Sample: 0.400 Cerilliant FN11191402	Item number:
Injection date: 7/26/2018 1:01:42 PM	Vial: 4
Method: ethanol quant.M	Sequence: 26Jul18
Instrument: US14173023 CN14160045	Analyst: Adrian
Data file: C:\Chem32\1\Data\26Jul18\4.D	

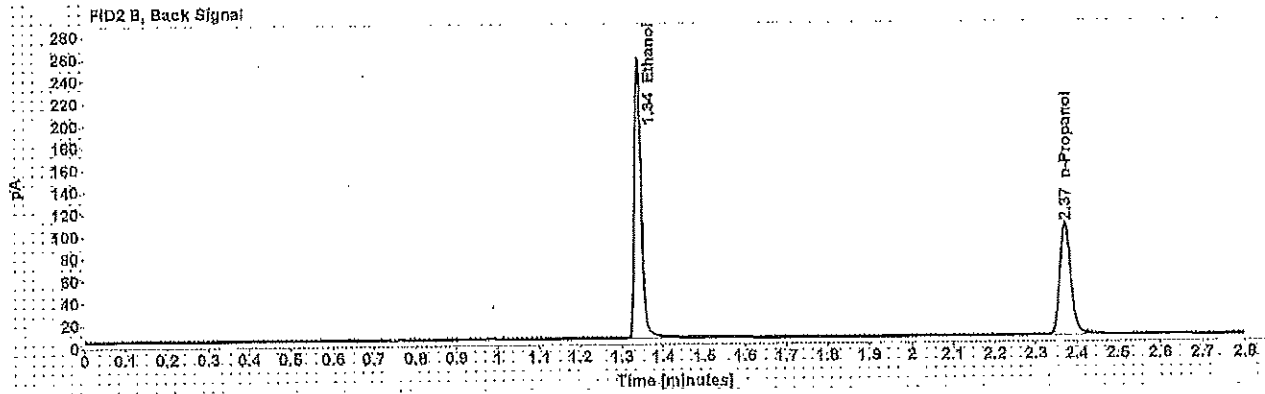
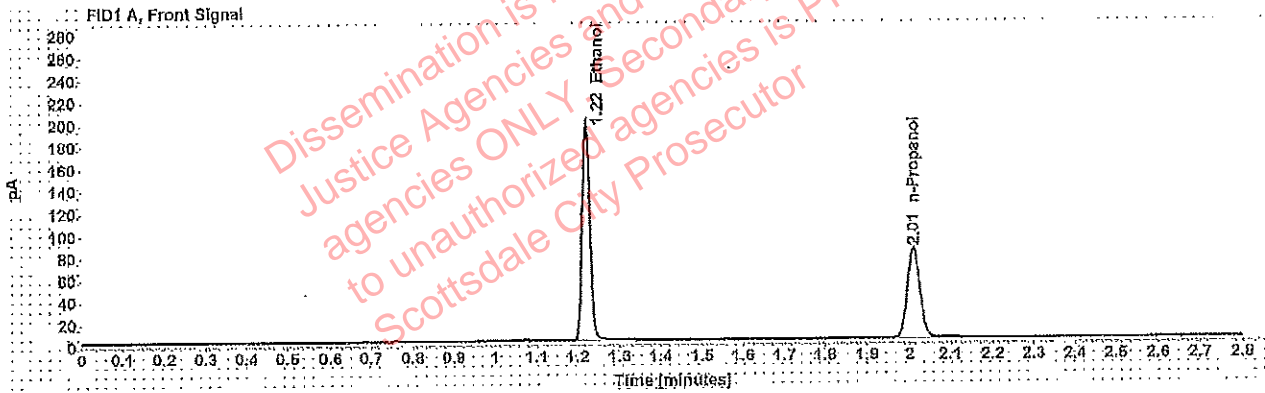


Table 1: FID 1 A (column DB-ALC1)

Compound	Time (min)	Peak Area
Ethanol	1.220	250.876
n-Propanol	2.010	166.234

Table 2: FID 2 B (column DB-ALC2)

Compound	Time (min)	Peak Area
Ethanol	1.339	301.095
n-Propanol	2.371	194.580

Scottsdale Police Department Crime Lab Volatiles Analysis

WA

Sample: blank 042518	Item number:
Injection date: 7/26/2018 1:05:41 PM	Vial: 5
Method: ethanol quant.M	Sequence: 26Jul18
Instrument: US14173023 CN14160045	Analyst: Adrian
Data file: C:\Chem321\1\Data\26Jul18\5.D	

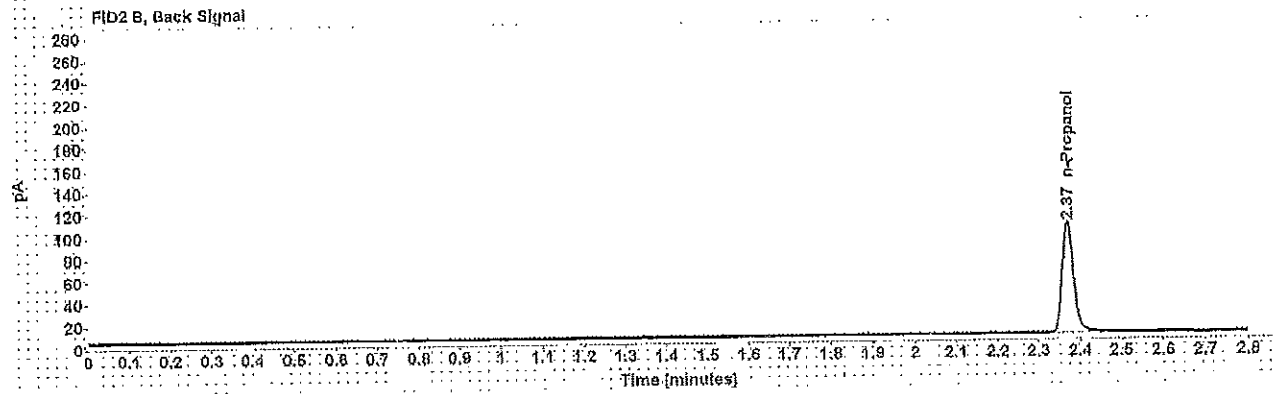
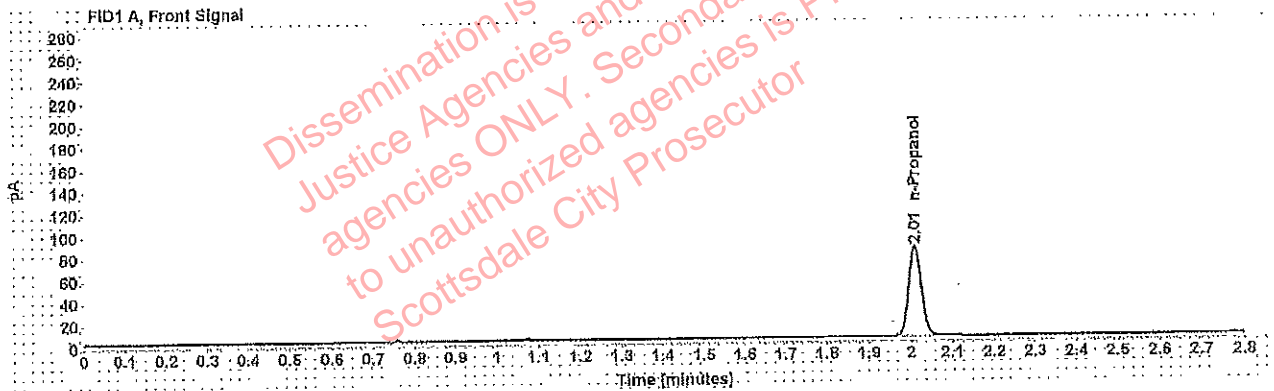


Table 1: FID 1 A (column DB-ALC1)

Compound	Amount (g/100mL)	Time (min)	Peak Area
n-Propanol	-----	2.010	164.850

Table 2: FID 2 B (column DB-ALC2)

Compound	Time (min)	Peak Area
n-Propanol	2.371	192.121

Scottsdale Police Department Crime Lab Volatiles Analysis

W/A

Sample:	volatiles mix 020917 WLA	Item number:	6
Injection date:	7/26/2018 1:09:41 PM	Vial:	6
Method:	ethanol quant.M	Sequence:	26Jul18
Instrument:	US14173023 CN14160045	Analyst:	Adrian
Data file:	C:\Chem32\1\Data\26Jul18\6.D		

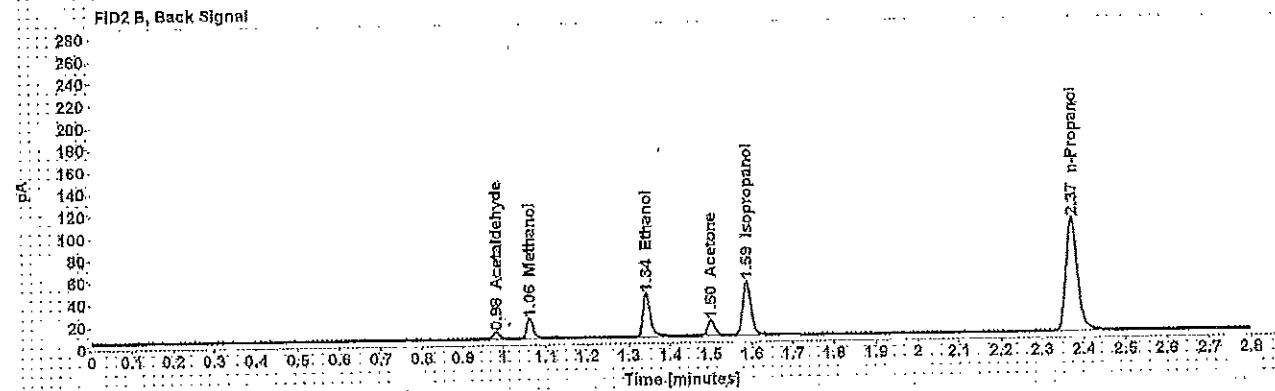
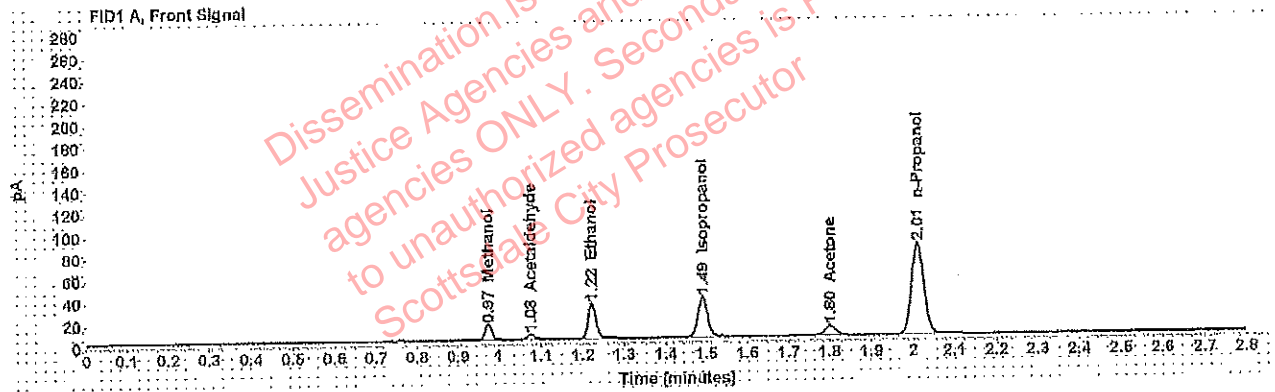


Table 1: FID 1 A (column DB-ALC1)

Compound	Amount (g/100mL)	Time (min)	Peak Area
Methanol	-----	0.974	15.632
Acetaldehyde	-----	1.076	4.621
>Ethanol	0.0653	1.222	40.748
Isopropanol	-----	1.490	59.098
Acetone	-----	1.801	14.675
n-Propanol	-----	2.010	167.913

Table 2: FID 2 B (column DB-ALC2)

Compound	Time (min)	Peak Area
Acetaldehyde	0.982	5.846
Methanol	1.062	18.790
Ethanol	1.342	47.757
Acetone	1.500	16.786
Isopropanol	1.587	70.734
n-Propanol	2.372	196.311

Scottsdale Police Department Crime Lab Volatiles Analysis

WA

Sample: 0.400 Lipomed 08012015-C	Item number:
Injection date: 7/26/2018 1:13:57 PM	Vial: 7
Method: ethanol quant.M	Sequence: 26Jul18
Instrument: US14173023 CN14160045	Analyst: Adrian
Data file: C:\Chem32\1\Data\26Jul18\7.D	

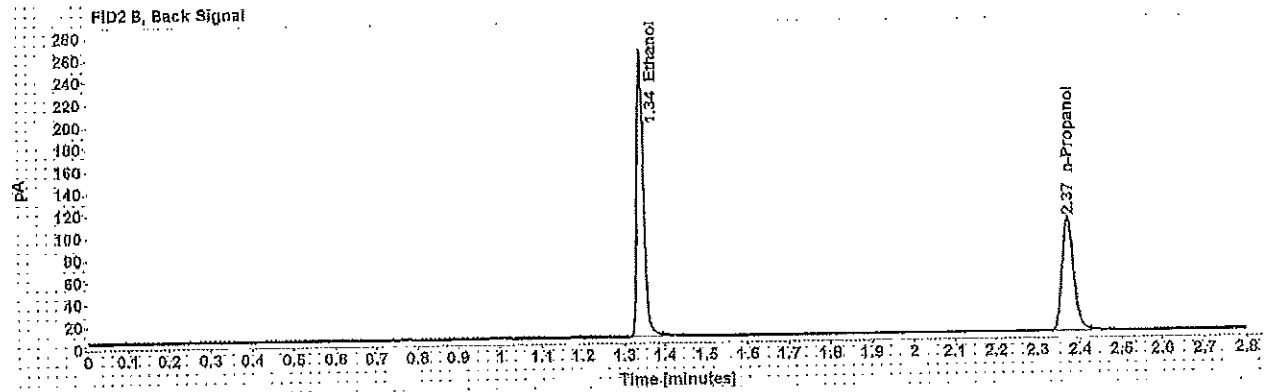
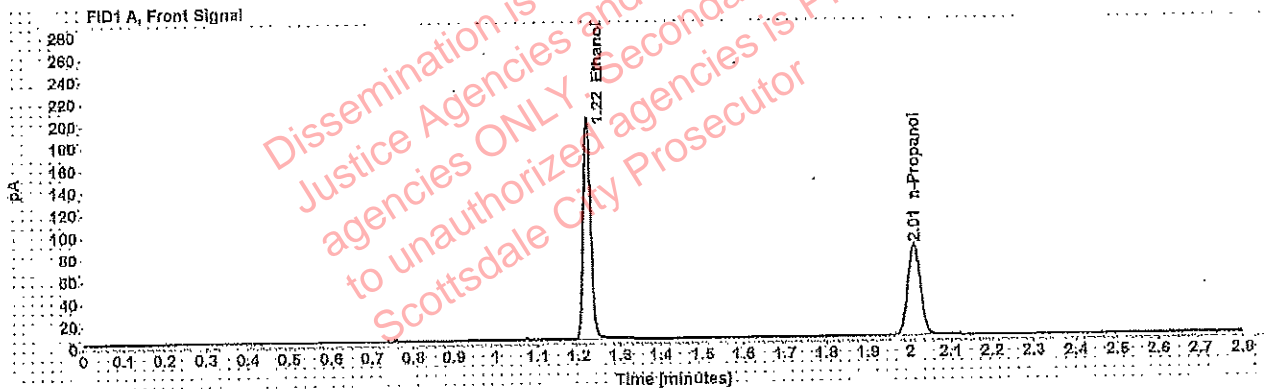


Table 1: FID 1 A (column DB-ALC1)

Compound	Amount (g/100mL)	Time (min)	Peak Area
>Ethanol	0.4043	1.221	256.017
n-Propanol	-----	2.010	168.070

Table 2: FID 2 B (column DB-ALC2)

Compound	Time (min)	Peak Area
Ethanol	1.341	306.775
n-Propanol	2.372	196.571

Scottsdale Police Department Crime Lab Volatiles Analysis

WA

Sample: 0.040 Lipomed 09022015-A	Item number:
Injection date: 7/26/2018 1:17:57 PM	Vial: 8
Method: ethanol quant.M	Sequence: 26Jul18
Instrument: US14173023 CN14160045	Analyst: Adrian
Data file: C:\Chem32\1\Data\26Jul18\8.D	

Dissemination is restricted to Criminal Justice Agencies and authorized agencies ONLY. Secondary dissemination to unauthorized agencies is PROHIBITED. Scottsdale City Prosecutor

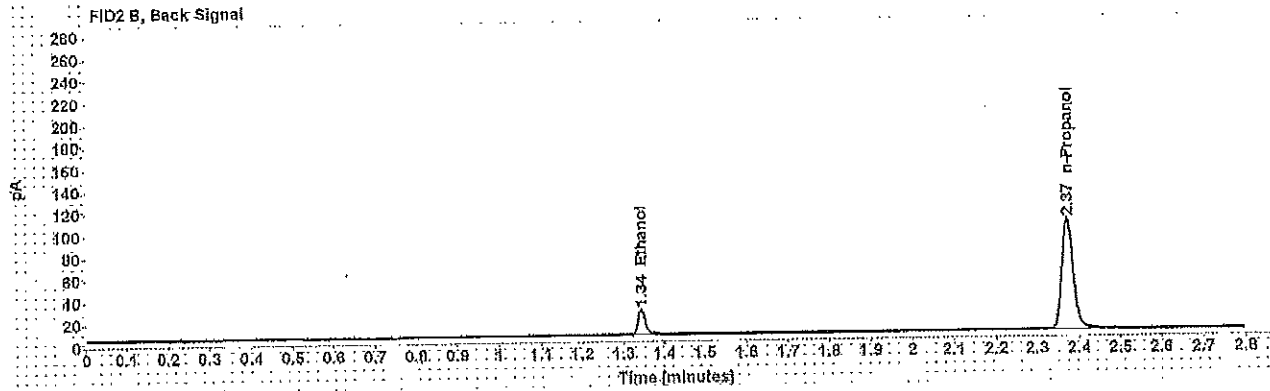
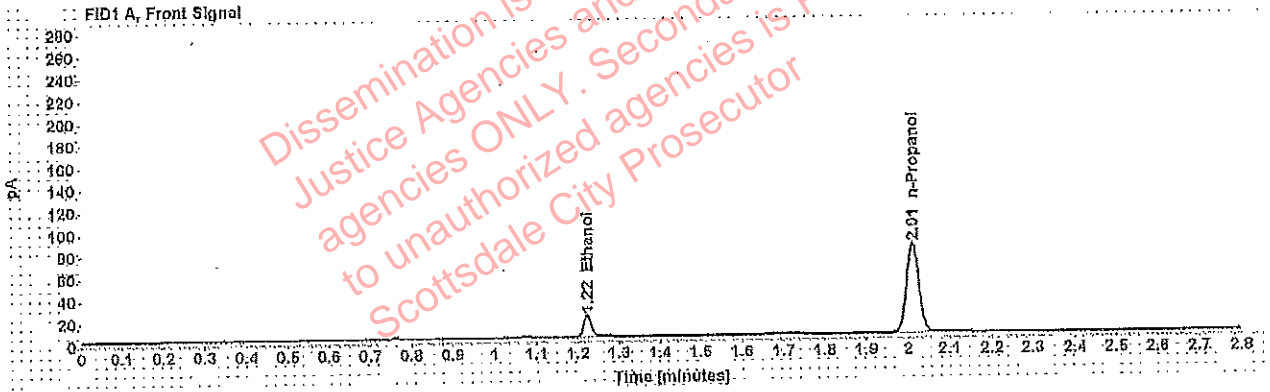


Table 1: FID 1 A (column DB-ALC1)

Compound	Amount (g/100mL)	Time (min)	Peak Area
>Ethanol	0.0401	1.223	24.293
n-Propanol	-----	2.010	164.889

Table 2: FID 2 B (column DB-ALC2)

Compound	Time (min)	Peak Area
Ethanol	1.343	28.134
n-Propanol	2.372	192.333

Scottsdale Police Department Crime Lab Volatiles Analysis

WA

Sample: 0.198 ACQ 407041529/3	Item number:
Injection date: 7/26/2018 1:21:56 PM	Vial: 9
Method: ethanol quant.M	Sequence: 26Jul18
Instrument: US14173023 CN14160045	Analyst: Adrian
Data file: C:\Chem32\1\Data\26Jul18\9.D	

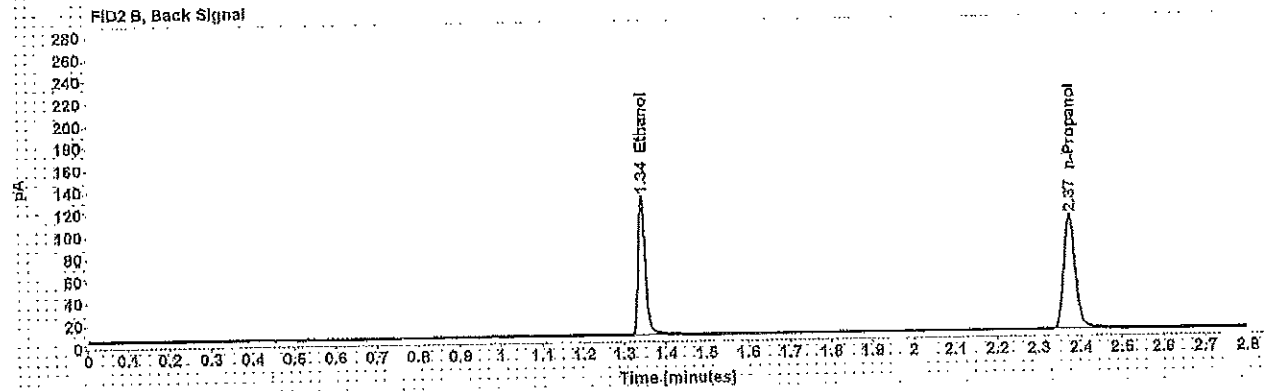
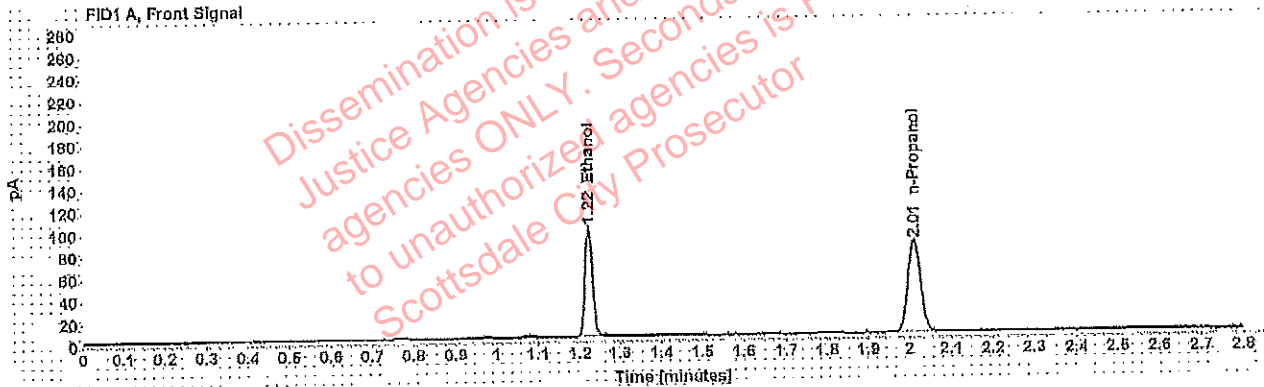


Table 1: FID 1 A (column DB-ALC1)

Compound	Amount (g/100mL)	Time (min)	Peak Area
>Ethanol	0.2000	1.222	127.821
n-Propanol	-----	2.011	170.083

Table 2: FID 2 B (column DB-ALC2)

Compound	Time (min)	Peak Area
Ethanol	1.342	152.423
n-Propanol	2.373	199.058

Scottsdale Police Department Crime Lab Volatiles Analysis

WA

Sample:	0.080 Lipomed 28082014-B	Item number:	20
Injection date:	7/26/2018 2:06:27 PM	Vial:	20
Method:	ethanol quant.M	Sequence:	26Jul18
Instrument:	US14173023 CN14160045	Analyst:	Adrian
Data file:	C:\Chem32\1\Data\26Jul18\20.D		

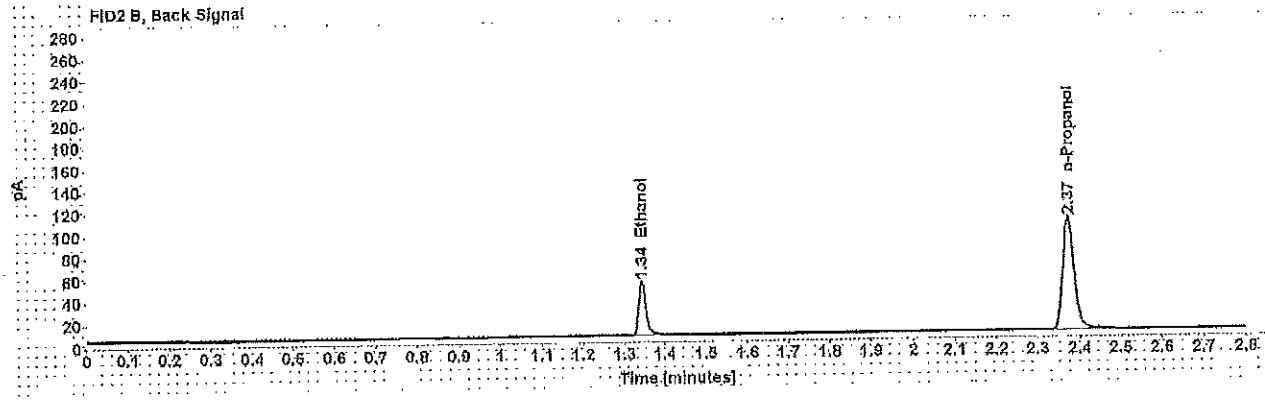
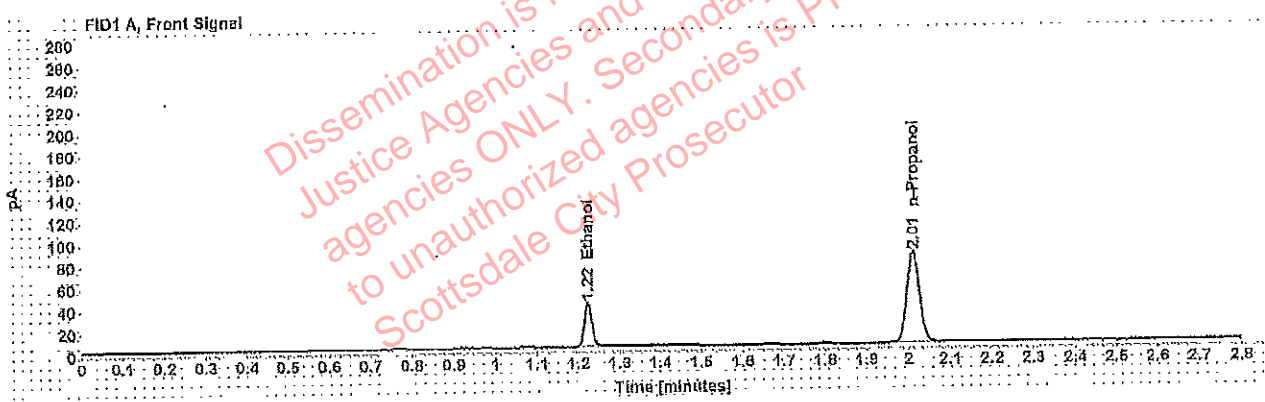


Table 1: FID 1 A (column DB-ALC1)

Compound	Amount (g/100mL)	Time (min)	Peak Area
>Ethanol	0.0818	1.223	51.054
n-Propanol	-----	2.011	167.544

Table 2: FID 2 B (column DB-ALC2)

Compound	Time (min)	Peak Area
Ethanol	1.344	59,836
n-Propanol	2.373	196,019

Scottsdale Police Department Crime Lab Volatiles Analysis

WA

Sample: 0.150 Lipomed 09022015-C	Item number:
Injection date: 7/26/2018 2:50:58 PM	Vial: 31
Method: ethanol quant.M	Sequence: 26Jul18
Instrument: US14173023 CN14160045	Analyst: Adrian
Data file: C:\Chem32\1\Data\26Jul18\31.D	

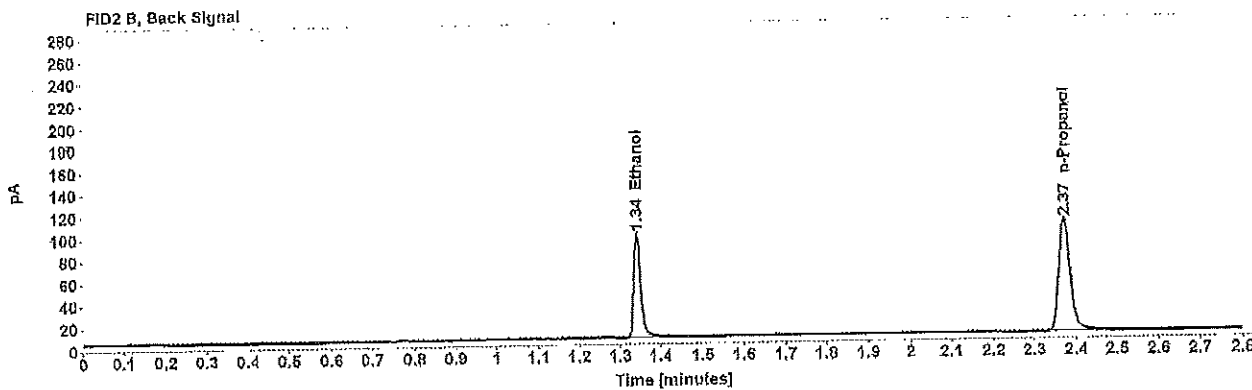
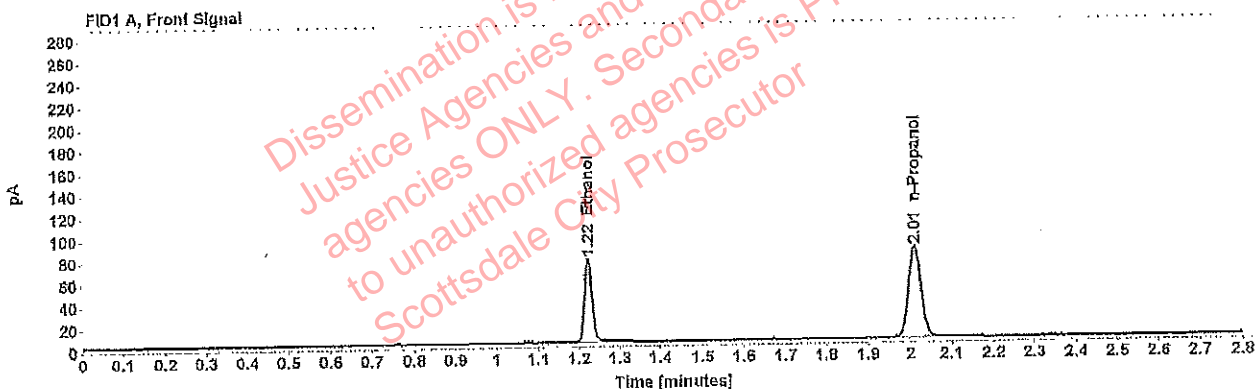


Table 1: FID 1 A (column DB-ALC1)

Compound	Amount (g/100mL)	Time (min)	Peak Area
>Ethanol	0.1534	1.222	96.593
n-Propanol		2.011	167.861

Table 2: FID 2 B (column DB-ALC2)

Compound	Time (min)	Peak Area
Ethanol	1.343	114.305
n-Propanol	2.373	196.991

Scottsdale Police Department Crime Lab Volatiles Analysis

WA

Sample: 0.198 ACQ 407041529/3	Item number:
Injection date: 7/26/2018 3:35:12 PM	Vial: 42
Method: ethanol quant.M	Sequence: 26Jul18
Instrument: US14173023 CN14160045	Analyst: Adrian
Data file: C:\Chem32\1\Data\26Jul18\42.D	

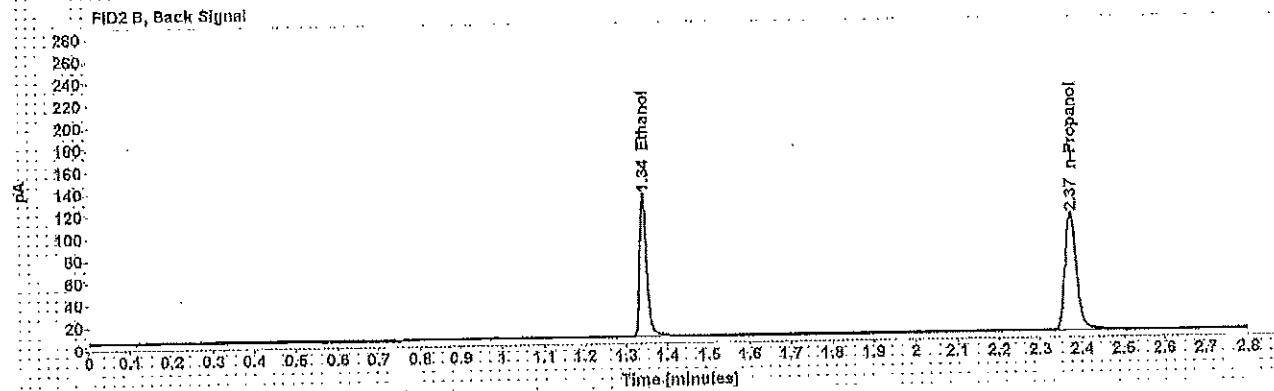
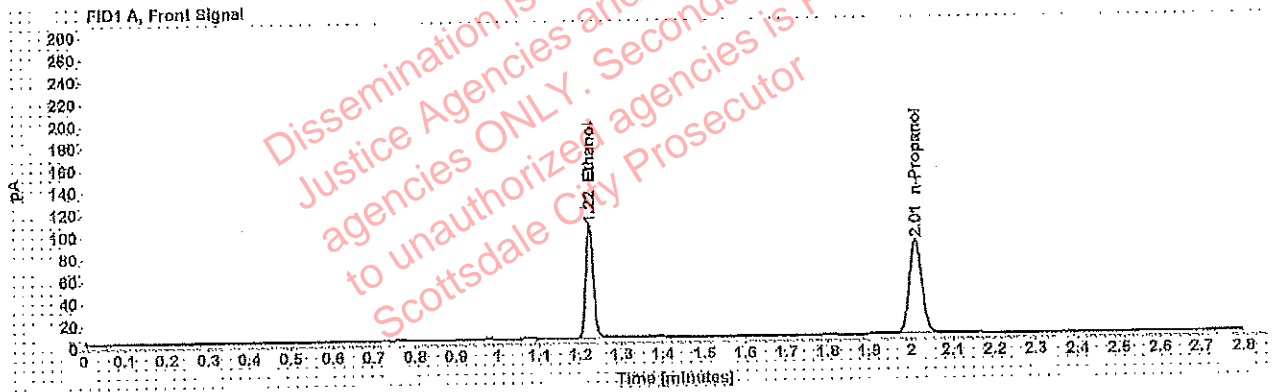


Table 1: FID 1 A (column DB-ALC1)

Compound	Amount (g/100mL)	Time (min)	Peak Area
>Ethanol	0.2011	1.222	130.999
n-Propanol	-----	2.011	173.405

Table 2: FID 2 B (column DB-ALC2)

Compound	Time (min)	Peak Area
Ethanol	1.342	156.553
n-Propanol	2.373	203.977

Scottsdale Police Department Crime Lab Volatiles Analysis

WA

Sample: 0.080 Lipomed 28082014-B	Item number:
Injection date: 7/26/2018 4:19:42 PM	Vial: 53
Method: ethanol quant.M	Sequence: 26Jul18
Instrument: US14173023 CN14160045	Analyst: Adrian
Data file: C:\Chem32\1\Data\26Jul18\53.D	

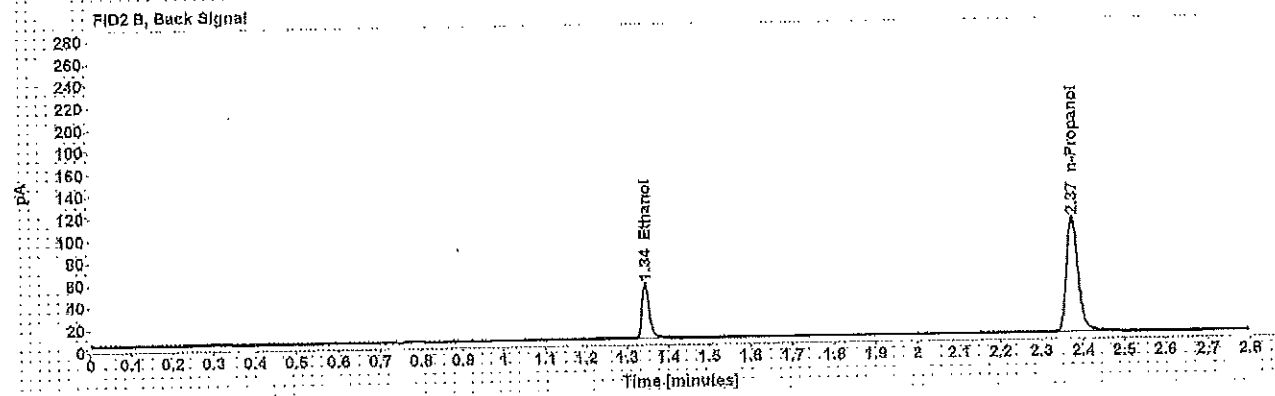
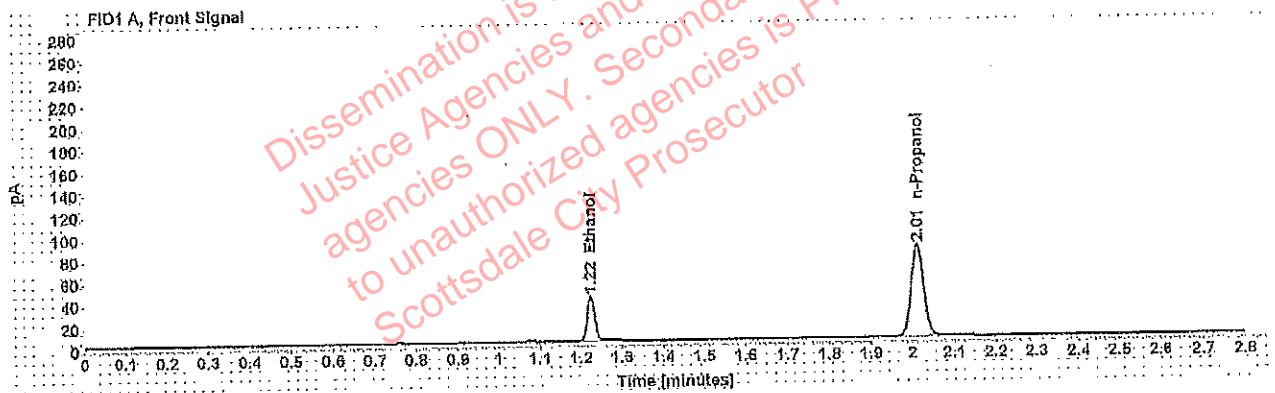


Table 1: FID 1 A (column DB-ALC1)

Compound	Amount (g/100mL)	Time (min)	Peak Area
>Ethanol	0.0822	1.223	52.169
n-Propanol	-----	2.012	170.169

Table 2: FID 2 B (column DB-ALC2)

Compound	Time (min)	Peak Area
Ethanol	1.344	61.140
n-Propanol	2.374	200.252

Scottsdale Police Department Crime Lab Volatiles Analysis

WA

Sample: 0.40 Lipomed 08012015-C	Item number:
Injection date: 7/26/2018 5:04:12 PM	Vial: 64
Method: ethanol quant.M	Sequence: 26Jul18
Instrument: US14173023 CN14160045	Analyst: Adrian
Data file: C:\Chem32\1\Data\26Jul18\64.D	

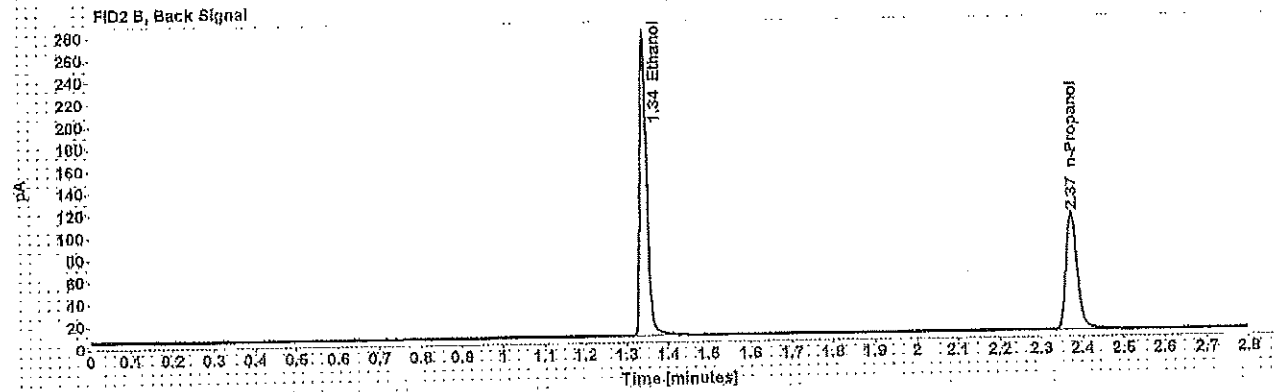
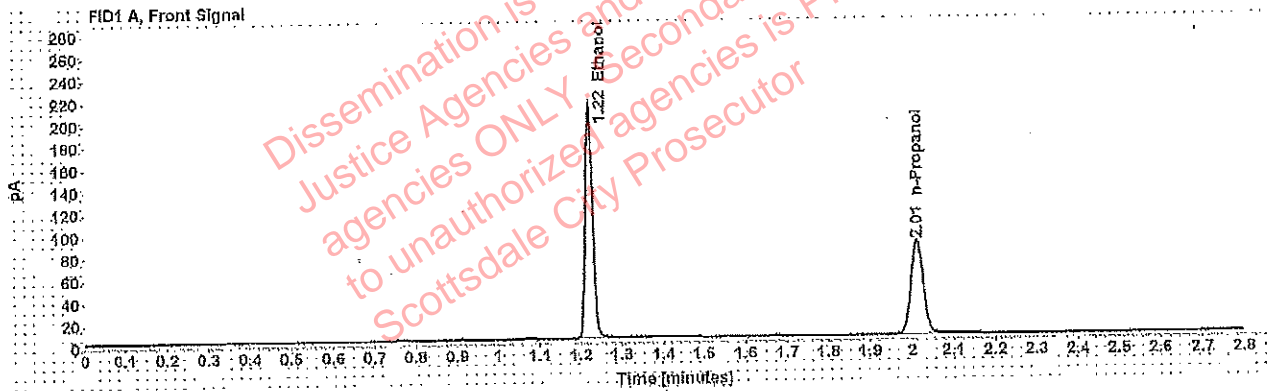


Table 1: FID 1 A (column DB-ALC1)

Compound	Amount (g/100mL)	Time (min)	Peak Area
>Ethanol	0.4123	1.222	268.196
n-Propanol	-----	2.011	172.625

Table 2: FID 2 B (column DB-ALC2)

Compound	Time (min)	Peak Area
Ethanol	1.342	322.964
n-Propanol	2.373	204.134

Scottsdale Police Department Crime Lab Volatiles Analysis

WA

Sample: 0.04 Lipomed 09022015-A	Item number:
Injection date: 7/26/2018 5:08:12 PM	Vial: 65
Method: ethanol quant.M	Sequence: 26Jul18
Instrument: US14173023 CN14160045	Analyst: Adrian
Data file: C:\Chem32\1\Data\26Jul18\65.D	

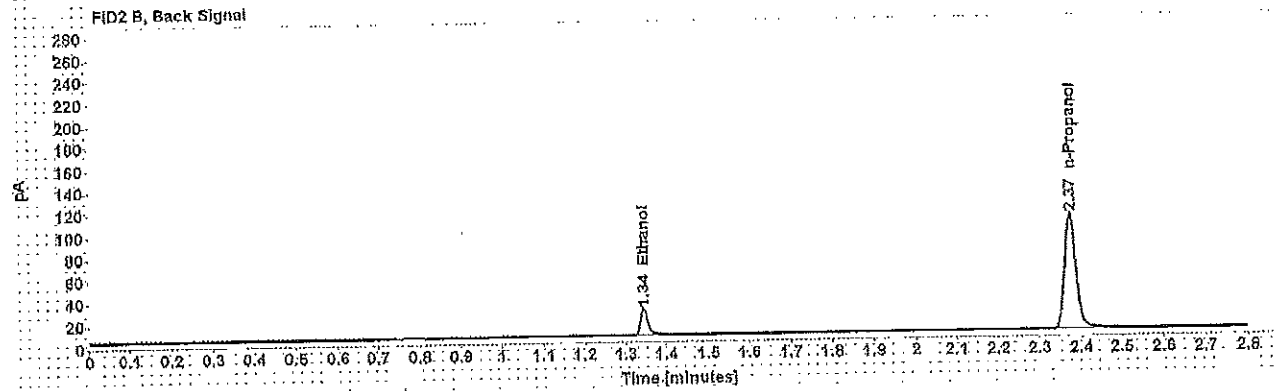
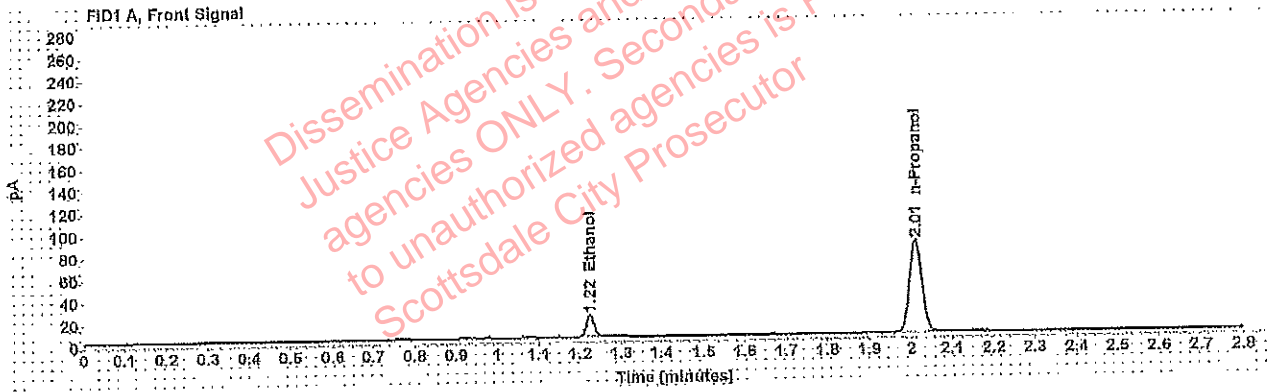


Table 1: FID 1 A (column DB-ALC1)

Compound	Amount (g/100mL)	Time (min)	Peak Area
>Ethanol	0.0406	1.224	25.390
n-Propanol	-----	2.012	170.146

Table 2: FID 2 B (column DB-ALC2)

Compound	Time (min)	Peak Area
Ethanol	1.345	29.668
n-Propanol	2.374	200.648

Scottsdale Police Department Crime Lab Volatiles Analysis

WPA

Sample: 0.198 ACQ 407041529/3	Item number:
Injection date: 7/26/2018 5:12:12 PM	Vial: 66
Method: ethanol quant.M	Sequence: 26Jul18
Instrument: US14173023 CN14160045	Analyst: Adrian
Data file: C:\Chem32\1\Data\26Jul18\66.D	

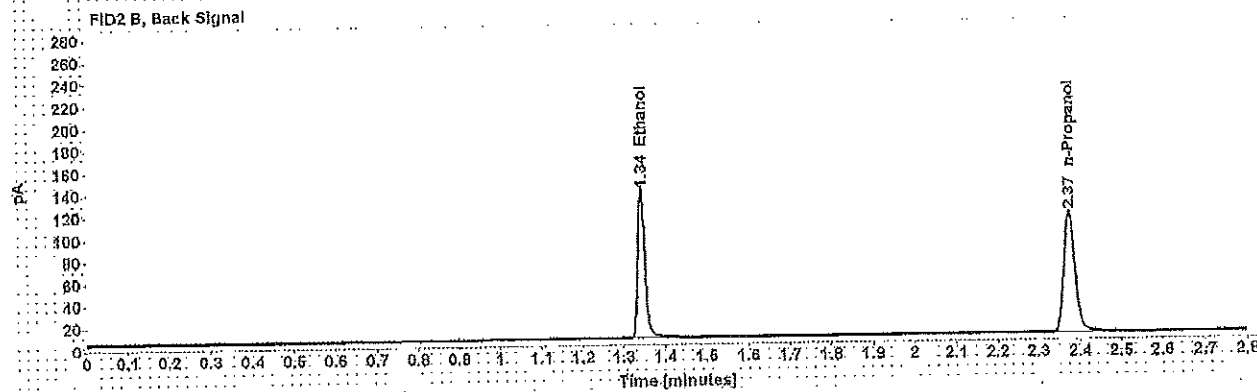
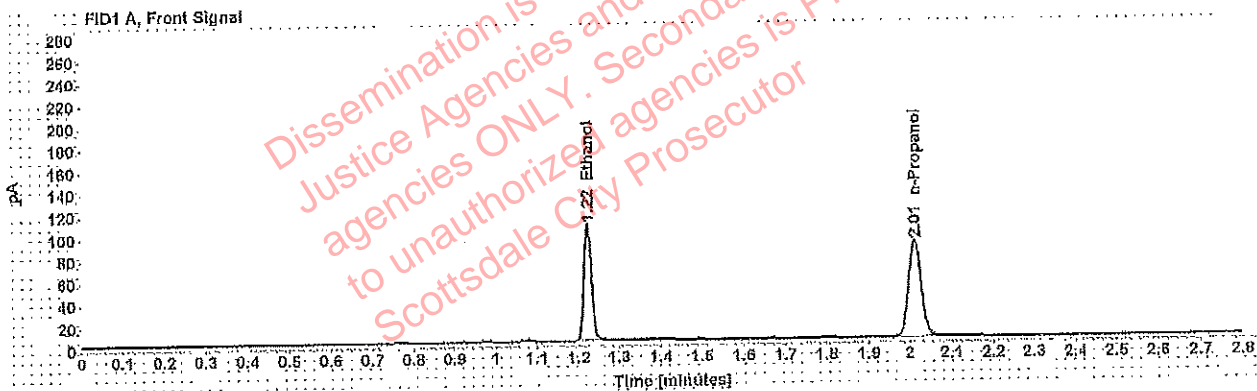


Table 1: FID 1 A (column DB-ALC1)

Compound	Amount (g/100mL)	Time (min)	Peak Area
>Ethanol	0.2030	1.223	136.007
n-Propanol		2.012	178.300

Table 2: FID 2 B (column DB-ALC2)

Compound	Time (min)	Peak Area
Ethanol	1.343	163.111
n-Propanol	2.374	210.820

Scottsdale Police Department Crime Lab Volatiles Analysis

Sample: blank 042518	Item number: WA
Injection date: 7/26/2018 5:16:27 PM	Vial: 67
Method: ethanol quant.M	Sequence: 26Jul18
Instrument: US14173023 CN14160045	Analyst: Adrian
Data file: C:\Chem32\1\Data\26Jul18\67.D	

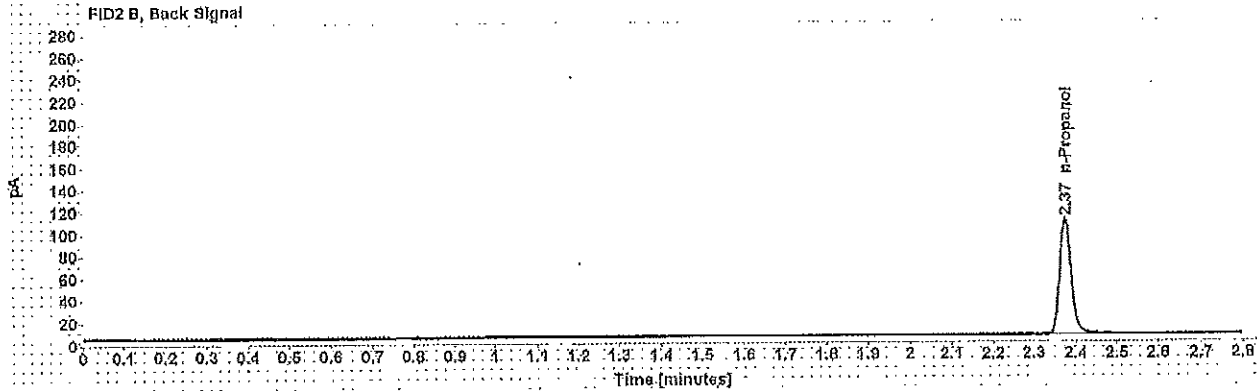
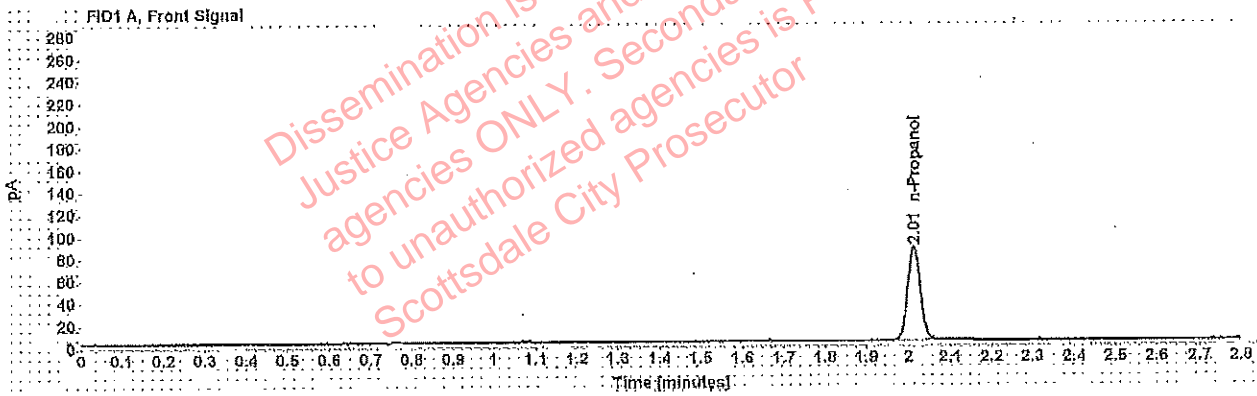


Table 1: FID 1 A (column DB-ALC1)

Compound	Amount (g/100mL)	Time (min)	Peak Area
n-Propanol	-----	2.012	172.034

Table 2: FID 2 B (column DB-ALC2)

Compound	Time (min)	Peak Area
n-Propanol	2.375	202.986

Sequence Summary

WA

Sequence name: 26Jul18 Instrument: US14173023 CN14160045 Analyst: Adrian

Vial	Sample	Type	Item Number	Method
1	0.020 Cerilliant FN03241804	Calibration		ethanol quant.M
2	0.100 Cerilliant FN06181501	Calibration		ethanol quant.M
3	0.200 Cerilliant FN07201502	Calibration		ethanol quant.M
4	0.400 Cerilliant FN11191402	Calibration		ethanol quant.M
5	blank 042518	Control		ethanol quant.M
6	volatiles mix 020917 WLA	Control		ethanol quant.M
7	0.400 Lipomed 08012015-C	Control		ethanol quant.M
8	0.040 Lipomed 09022015-A	Control		ethanol quant.M
9	0.198 ACQ 407041529/3	Control		ethanol quant.M
10	[REDACTED]	Sample	1216710	ethanol quant.M
11		Sample	1216710	ethanol quant.M
12		Sample	1224313	ethanol quant.M
13		Sample	1224313	ethanol quant.M
14		Sample	1219822	ethanol quant.M
15		Sample	1219822	ethanol quant.M
16		Sample	1223964	ethanol quant.M
17		Sample	1223964	ethanol quant.M
18		Sample	310-01A	ethanol quant.M
19		Sample	310-01A	ethanol quant.M
20	0.080 Lipomed 28082014-B	Control		ethanol quant.M
21	[REDACTED]	Sample	320-01A	ethanol quant.M
22		Sample	320-01A	ethanol quant.M
23		Sample	310-01A	ethanol quant.M
24		Sample	310-01A	ethanol quant.M
25		Sample	1223029	ethanol quant.M
26		Sample	1223029	ethanol quant.M
27		Sample	1222058	ethanol quant.M
28		Sample	1222058	ethanol quant.M
29		Sample	1220361	ethanol quant.M
30		Sample	1220361	ethanol quant.M
31	0.150 Lipomed 09022015-C	Control		ethanol quant.M
32	[REDACTED]	Sample	1221665	ethanol quant.M
33		Sample	1221665	ethanol quant.M
34		Sample	1220924	ethanol quant.M
35		Sample	1220924	ethanol quant.M
36		Sample	1222130	ethanol quant.M
37		Sample	1222130	ethanol quant.M
38		Sample	1189111	ethanol quant.M
39		Sample	1189111	ethanol quant.M
40		Sample	1223251	ethanol quant.M
41		Sample	1223251	ethanol quant.M
42	0.198 ACQ 407041529/3	Control		ethanol quant.M
43	[REDACTED]	Sample	1225706	ethanol quant.M
44		Sample	1225706	ethanol quant.M
45		Sample	1194993	ethanol quant.M
46		Sample	1194993	ethanol quant.M
47		Sample	1222020	ethanol quant.M

Sequence Summary

WA

48		Sample	1222020	ethanol quant.M
49		Sample	1226301	ethanol quant.M
50		Sample	1226301	ethanol quant.M
51		Sample	323-01A	ethanol quant.M
52		Sample	323-01A	ethanol quant.M
53	0.080 Lipomed 28082014-B	Control		ethanol quant.M
54		Sample	335-01	ethanol quant.M
55		Sample	335-01	ethanol quant.M
56		Sample	1221794	ethanol quant.M
57		Sample	1221794	ethanol quant.M
58		Sample	1222931	ethanol quant.M
59		Sample	1222931	ethanol quant.M
60		Sample	1222805	ethanol quant.M
61		Sample	1222805	ethanol quant.M
62		Sample	1223450	ethanol quant.M
63		Sample	1223450	ethanol quant.M
64	0.40 Lipomed 08012015-C	Control		ethanol quant.M
65	0.04 Lipomed 09022015-A	Control		ethanol quant.M
66	0.198 ACQ 407041529/3	Control		ethanol quant.M
67	blank 042518	Control		ethanol quant.M

Scottsdale Police Department Crime Laboratory Summary of Cases

WA

SEQUENCE NAME: 26Jul18

ANALYST: Adrian

Vials	Test 1 (g/dL)	Test 2 (g/dL)	Mean (g/dL)	Percent Difference ¹	Absolute Difference (g/dL) ²
10 11	0.0947	0.0949	0.09480	0.11	0.00010
12 13	0.1759	0.1754	0.17565	0.14	0.00025
14 15	0.2139	0.2139	0.21390	0.00	0.00000
16 17	0.0703	0.0709	0.07060	0.42	0.00030
18 19	0.1932	0.1948	0.19400	0.41	0.00080
21 22	0.1974	0.2022	0.19980	1.20	0.00240
23 24	0.0383	0.0386	0.03845	0.39	0.00015
25 26	0.2548	0.2540	0.25440	0.16	0.00040
27 28	0.1030	0.1031	0.10305	0.05	0.00005
29 30	0.1976	0.1982	0.19790	0.15	0.00030
32 33	0.1364	0.1342	0.13530	0.81	0.00110
34 35	0.2137	0.2144	0.21405	0.16	0.00035
36 37	0.2134	0.2120	0.21270	0.33	0.00070
38 39	0.1104	0.1101	0.11025	0.14	0.00015
40 41	0.2826	0.2835	0.28305	0.16	0.00045
43 44	0.1639	0.1642	0.16405	0.09	0.00015
45 46	0.1621	0.1621	0.16210	0.00	0.00000
47 48	0.2167	0.2206	0.21865	0.89	0.00195
49 50	0.0000	0.0000	0.00000	0.00	0.00000
51 52	0.0969	0.0983	0.09760	0.72	0.00070
54 55	0.1674	0.1663	0.16685	0.33	0.00055
56 57	0.1610	0.1575	0.15925	1.10	0.00175
58 59	0.2851	0.2846	0.28485	0.09	0.00025
60 61	0.0811	0.0830	0.08205	1.16	0.00095
62 63	0.0921	0.0912	0.09165	0.49	0.00045

¹Calculated differences are differences from the mean of the two results.

Scottsdale Police Department Crime Lab Volatiles Analysis

Sample: [REDACTED]	Item number: 1216710
Injection date: 7/26/2018 1:25:57 PM	Vial: 10
Method: ethanol quant.M	Sequence: 26Jul18
Instrument: US14173023 CN14160045	Analyst: Adrian
Data file: C:\Chem32\1\Data\26Jul18\10.D	

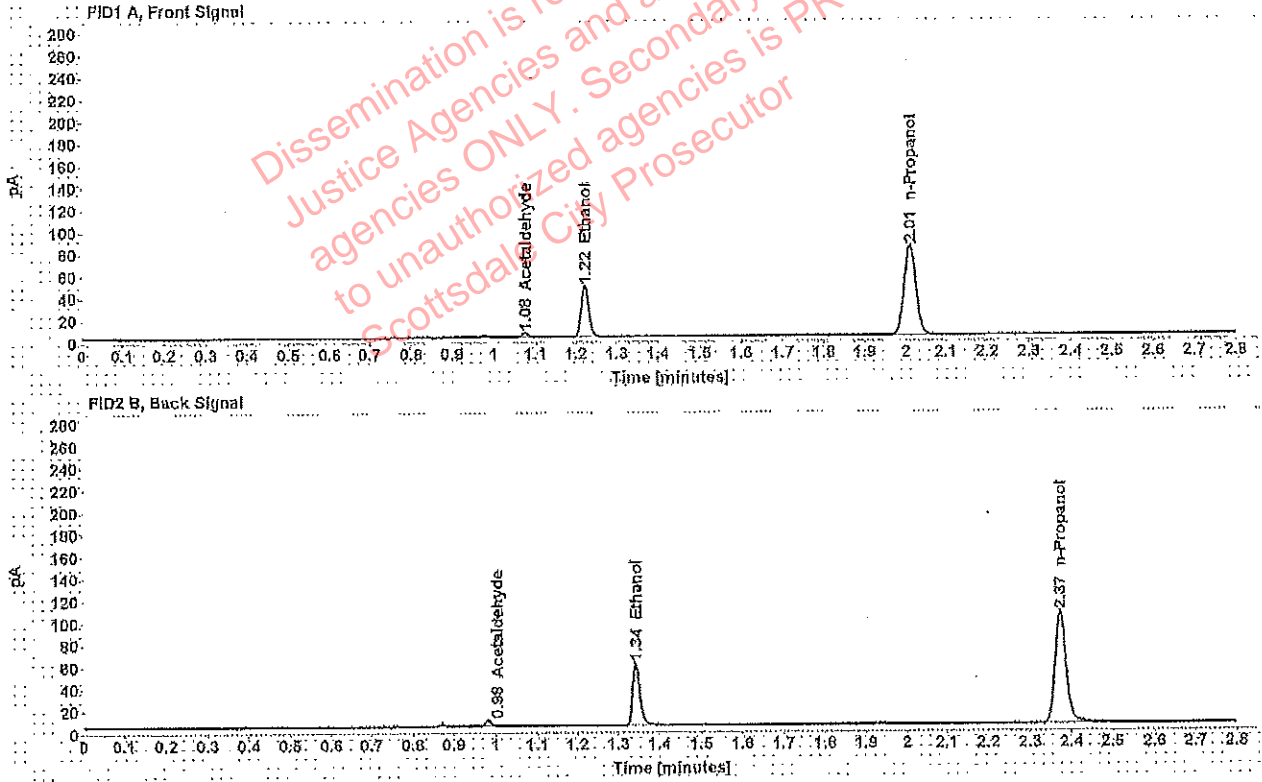


Table 1: FID 1 A (column DB-ALC1)

Compound	Amount (g/100mL)	Time (min)	Peak Area
Acetaldehyde	-----	1.076	3.982
>Ethanol	0.0947	1.222	59.173
n-Propanol	-----	2.011	167.238

Table 2: FID 2 B (column DB-ALC2)

Compound	Time (min)	Peak Area
Acetaldehyde	0.982	5.059
Ethanol	1.342	69.027
n-Propanol	2.372	195.662

Scottsdale Police Department Crime Lab Volatiles Analysis

Sample: [REDACTED]	Item number: 1216710
Injection date: 7/26/2018 1:29:57 PM	Vial: 11
Method: ethanol quant.M	Sequence: 26Jul18
Instrument: US14173023 CN14160045	Analyst: Adrian
Data file: C:\Chem32\1\Data\26Jul18\11.D	

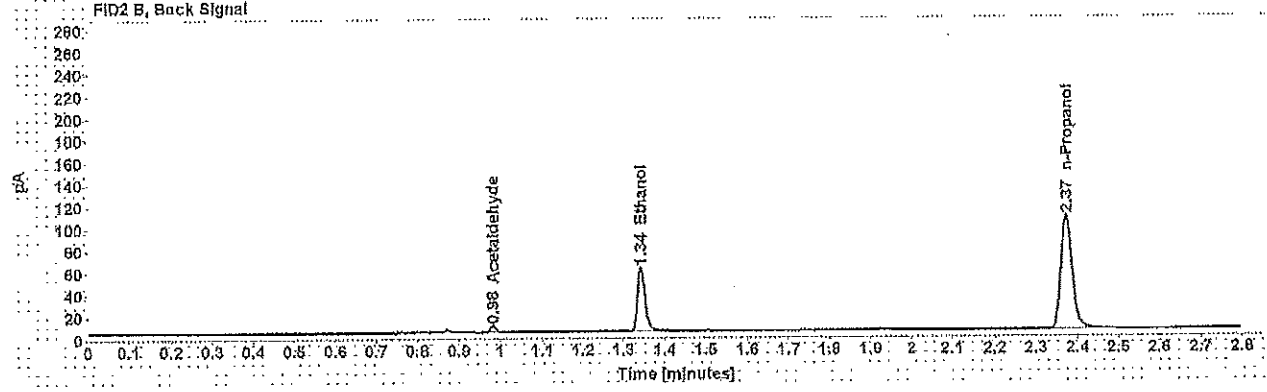
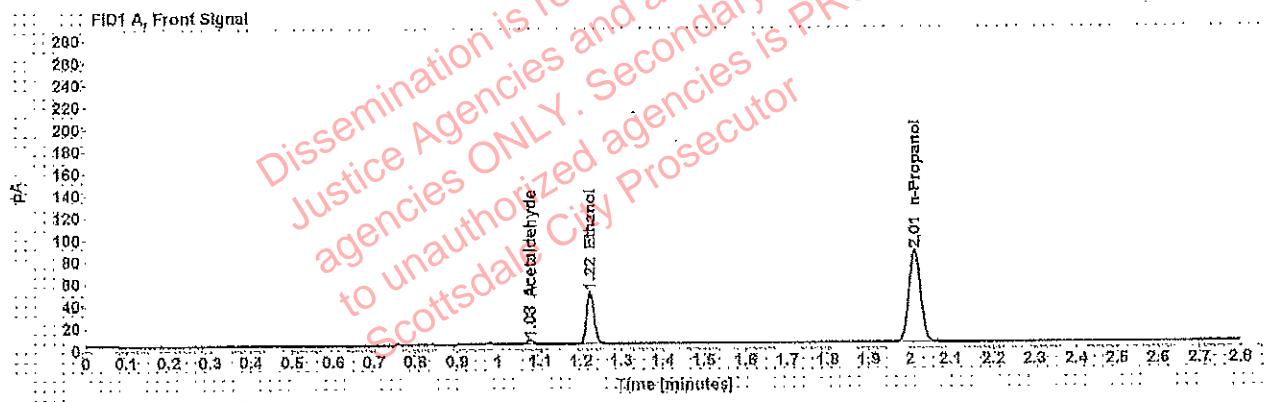


Table 1: FID 1 A (column DB-ALC1)

Compound	Amount (g/100mL)	Time (min)	Peak Area
Acetaldehyde	-----	1.076	4.196
>Ethanol	0.0949	1.222	60.447
n-Propanol	-----	2.011	170.522

Table 2: FID 2 B (column DB-ALC2)

Compound	Time (min)	Peak Area
Acetaldehyde	0.983	5.275
Ethanol	1.343	70.535
n-Propanol	2.373	199.969

Case: [REDACTED] User: wadrian 7/30/2018

Scottsdale Police Department Crime Lab Volatiles Analysis

Sample: [REDACTED]	Item number: 1224313
Injection date: 7/26/2018 1:33:57 PM	Vial: 12
Method: ethanol quant.M	Sequence: 26Jul18
Instrument: US14173023 CN14160045	Analyst: Adrian
Data file: C:\Chem32\1\Data\26Jul18\12.D	

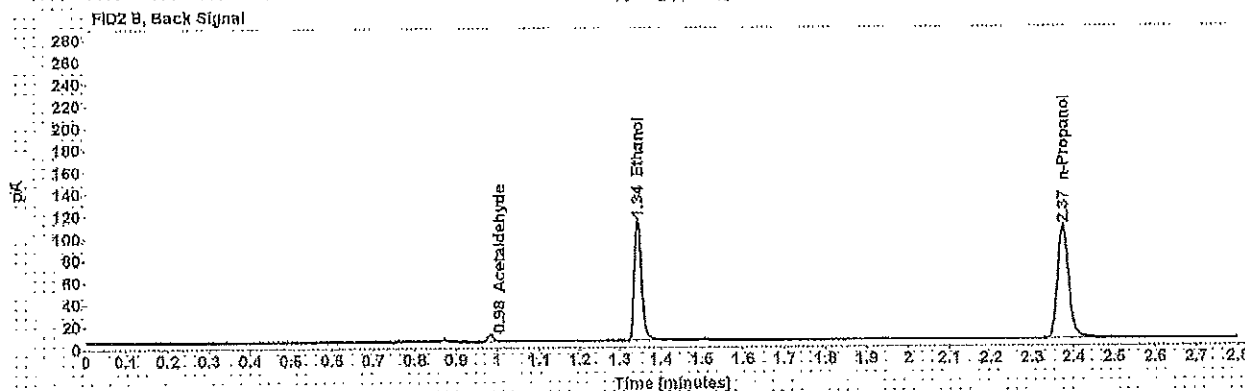
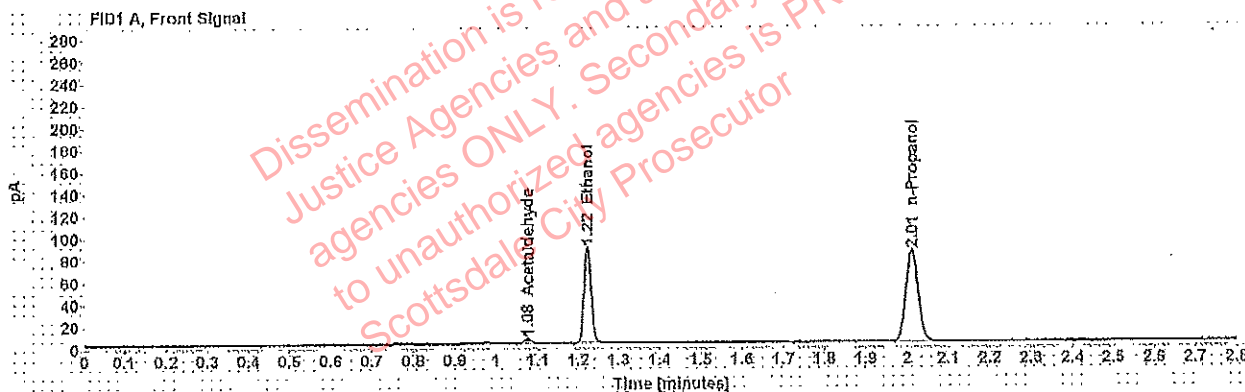


Table 1: FID 1 A (column DB-ALC1)

Compound	Amount (g/100mL)	Time (min)	Peak Area
Acetaldehyde	-----	1.077	4.538
>Ethanol	0.1759	1.223	111.488
n-Propanol	-----	2.012	168.773

Table 2: FID 2 B (column DB-ALC2)

Compound	Time (min)	Peak Area
Acetaldehyde	0.984	5.675
Ethanol	1.344	131.379
n-Propanol	2.374	198.111

Scottsdale Police Department Crime Lab Volatiles Analysis

Sample: [REDACTED]	Item number: 1224313
Injection date: 7/26/2018 1:38:11 PM	Vial: 13
Method: ethanol quant.M	Sequence: 26Jul18
Instrument: US14173023 CN14160045	Analyst: Adrian
Data file: C:\Chem32\1\Data\26Jul18\13.D	

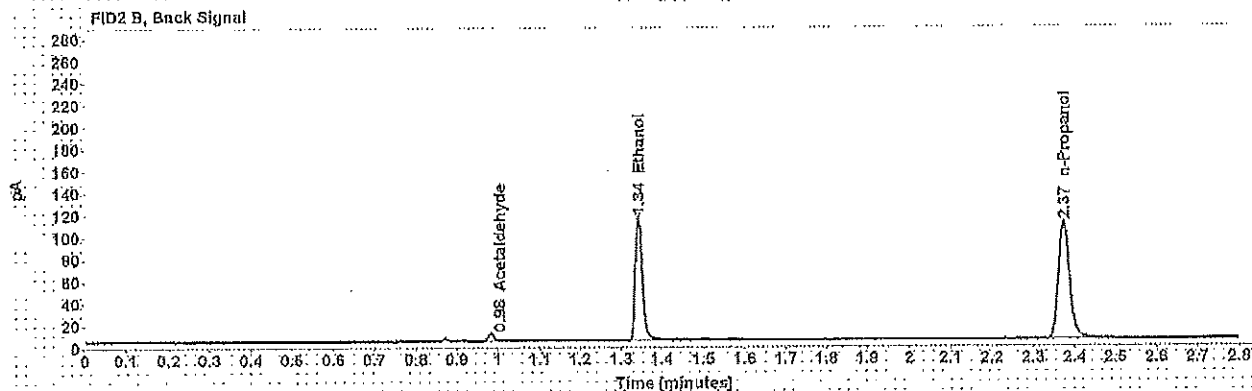
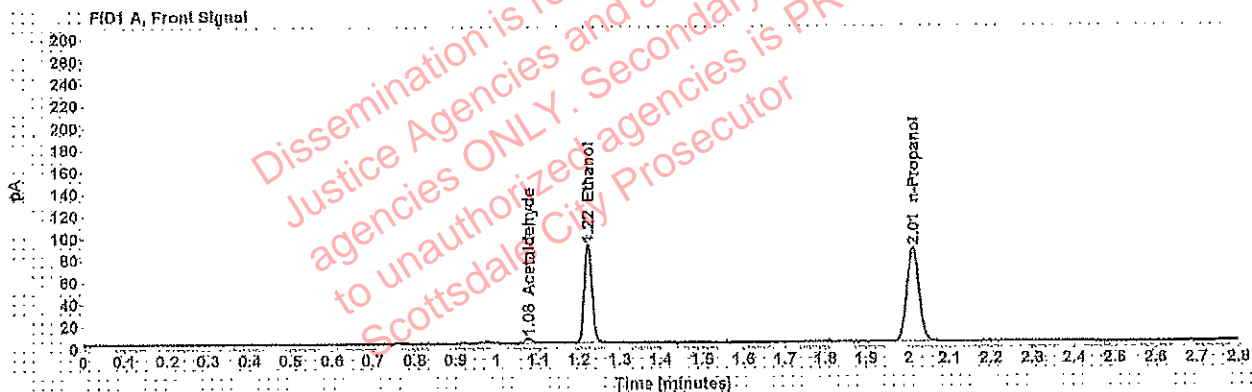


Table 1: FID 1 A (column DB-ALC1)

Compound	Amount (g/100mL)	Time (min)	Peak Area
Acetaldehyde	-----	1.076	4.756
>Ethanol	0.1754	1.222	114.409
n-Propanol	-----	2.012	173.719

Table 2: FID 2 B (column DB-ALC2)

Compound	Time (min)	Peak Area
Acetaldehyde	0.983	5.985
Ethanol	1.343	135.253
n-Propanol	2.373	204.413

Case: [REDACTED] User: wadrian 7/30/2018

Scottsdale Police Department Crime Lab Volatiles Analysis

Sample:	[REDACTED]	Item number:	1219822
Injection date:	7/26/2018 1:42:12 PM	Vial:	14
Method:	ethanol quant.M	Sequence:	26Jul18
Instrument:	US14173023 CN14160045	Analyst:	Adrian
Data file:	C:\Chem32\11\Data\26Jul18\14.D		

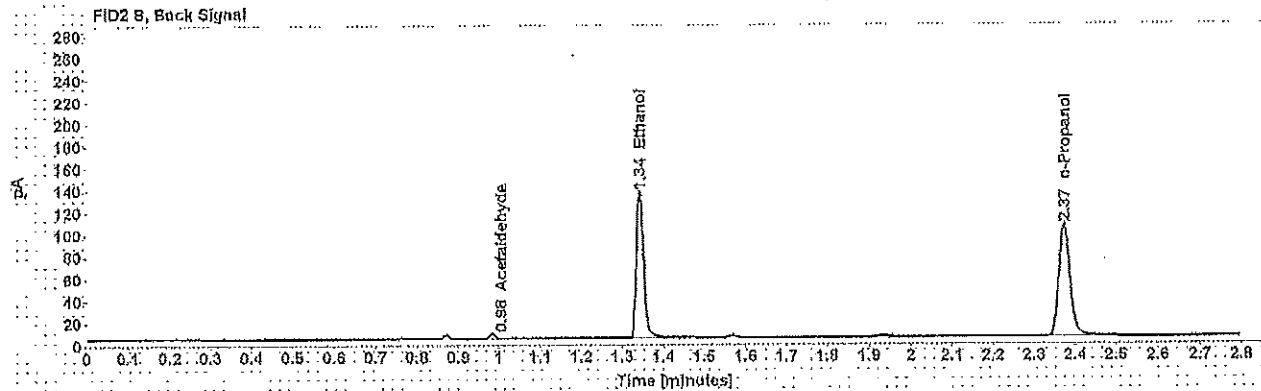
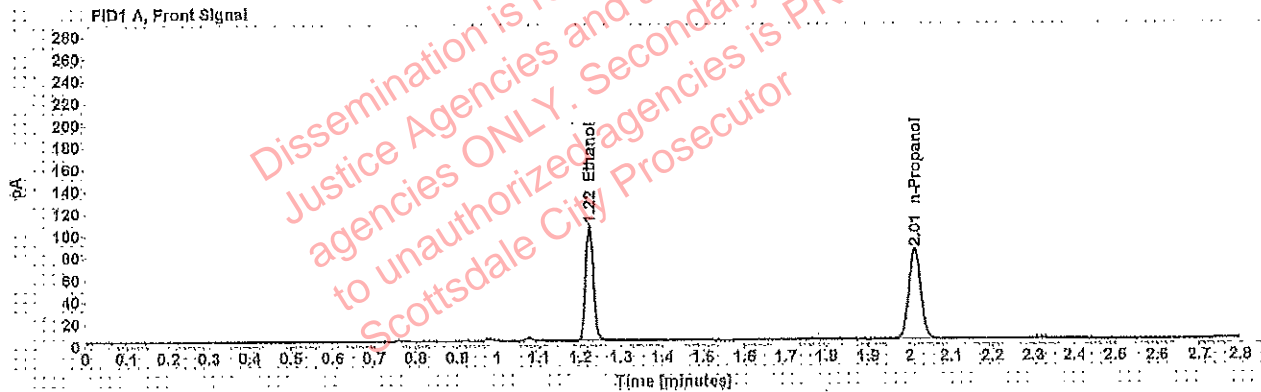


Table 1: FID 1 A (column DB-ALC1)

Compound	Amount (g/100mL)	Time (min)	Peak Area
>Ethanol	0.2139	1.222	134.552
n-Propanol	-----	2.011	167.361

Table 2: FID 2 B (column DB-ALC2)

Compound	Time (min)	Peak Area
Acetaldehyde	0.883	3.757
Ethanol	1.342	161.318
n-Propanol	2.373	196.046

Scottsdale Police Department Crime Lab Volatiles Analysis

Sample: [REDACTED]	Item number: 1219822
Injection date: 7/26/2018 1:48:11 PM	Vial: 15
Method: ethanol quant.M	Sequence: 26Jul18
Instrument: US14173023 CN14180045	Analyst: Adrian
Data file: C:\Chem32\1\Data\26Jul18\15.D	

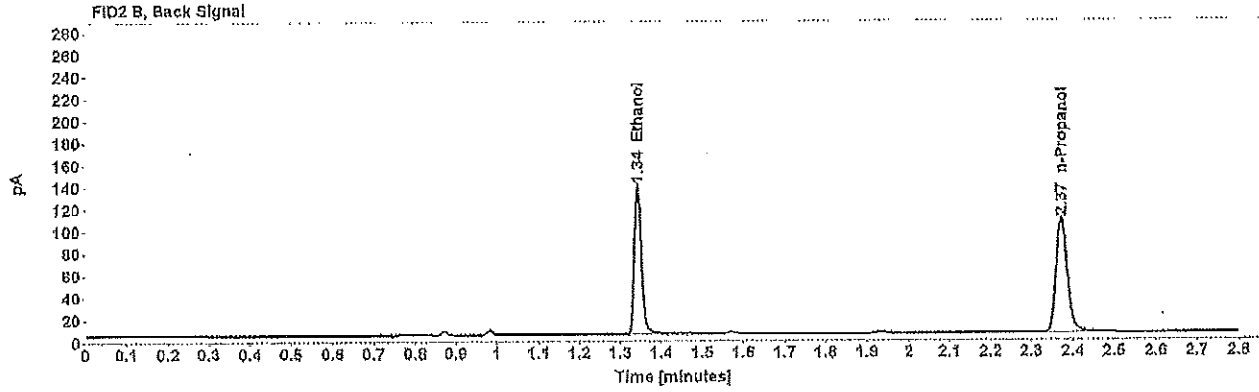
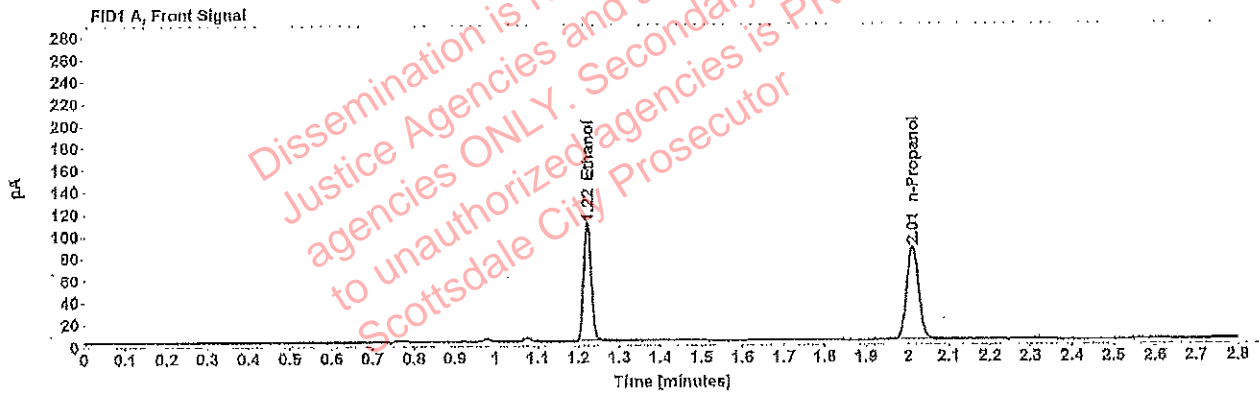


Table 1: FID 1 A (column DB-ALC1)

Compound	Amount (g/100mL)	Time (min)	Peak Area
>Ethanol	0.2139	1.222	137.019
n-Propanol	-----	2.011	170.416

Table 2: FID 2 B (column DB-ALC2)

Compound	Time (min)	Peak Area
Ethanol	1.342	164.257
n-Propanol	2.373	198.654

Scottsdale Police Department Crime Lab Volatiles Analysis

Sample: [REDACTED]	Item number: 1223964
Injection date: 7/26/2018 1:50:12 PM	Vial: 16
Method: ethanol quant.M	Sequence: 26Jul18
Instrument: US14173023 CN14160045	Analyst: Adrian
Data file: C:\Chem32\1\Data\26Jul18\16.D	

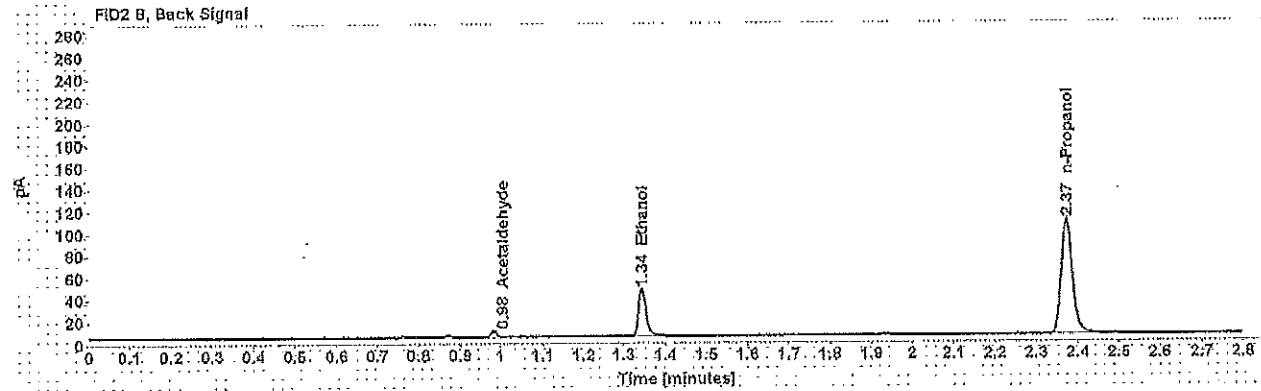
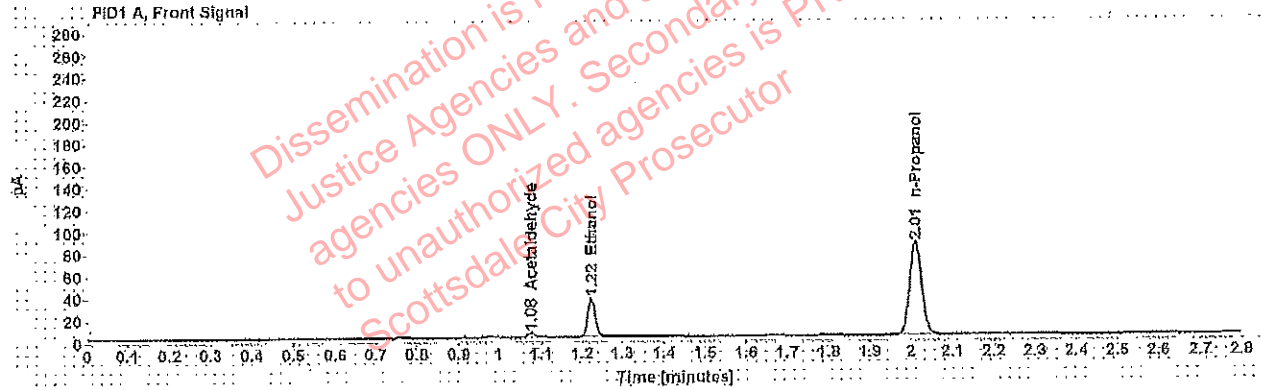


Table 1: FID 1 A (column DB-ALC1)

Compound	Amount (g/100mL)	Time (min)	Peak Area
Acetaldehyde	-----	1.076	4.141
>Ethanol	0.0703	1.223	44.826
n-Propanol	-----	2.011	171.407

Table 2: FID 2 B (column DB-ALC2)

Compound	Time (min)	Peak Area
Acetaldehyde	0.983	5.207
Ethanol	1.344	53.086
n-Propanol	2.373	200.967

Scottsdale Police Department Crime Lab Volatiles Analysis

Sample: [REDACTED]	Item number: 1223964
Injection date: 7/26/2018 1:54:12 PM	Vial: 17
Method: ethanol quant.M	Sequence: 26Jul18
Instrument: US14173023 CN14160045	Analyst: Adrian
Data file: C:\Chem32\1\Data\26Jul18\17.D	

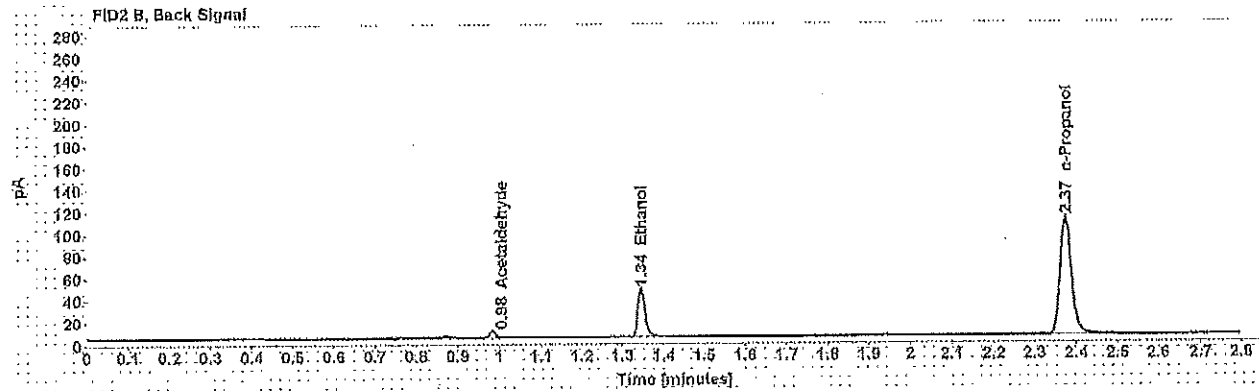
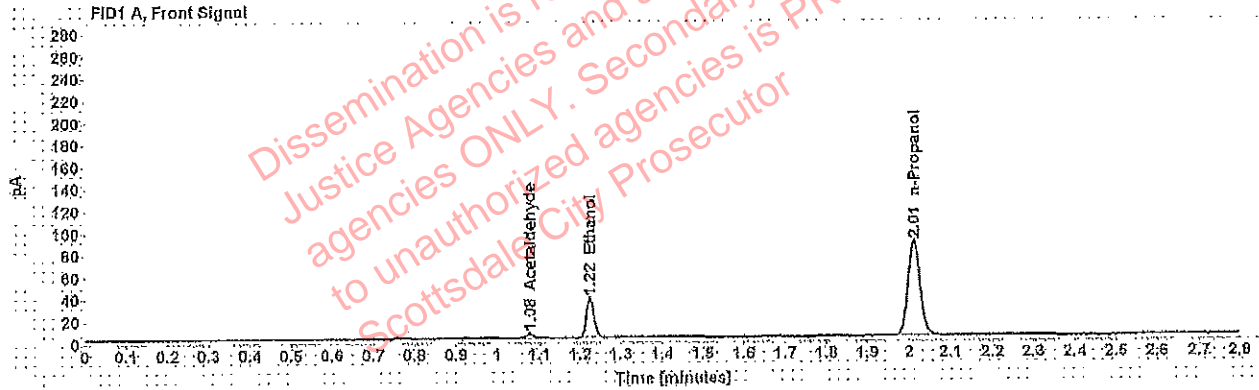


Table 1: FID 1 A (column DB-ALC1)

Compound	Amount (g/100mL)	Time (min)	Peak Area
Acetaldehyde	-----	1.077	4.308
>Ethanol	0.0709	1.224	46.282
n-Propanol	-----	2.012	175.460

Table 2: FID 2 B (column DB-ALC2)

Compound	Time (min)	Peak Area
Acetaldehyde	0.984	5.406
Ethanol	1.345	54.800
n-Propanol	2.374	206.046

Scottsdale Police Department Crime Lab Volatiles Analysis

Sample: [REDACTED]	Item number: 310-01A
Injection date: 7/26/2018 1:58:12 PM	Vial: 18
Method: ethanol quant.M	Sequence: 26Jul18
Instrument: US14173023 CN14160045	Analyst: Adrian
Data file: C:\Chem32\1\Data\26Jul18\18.D	

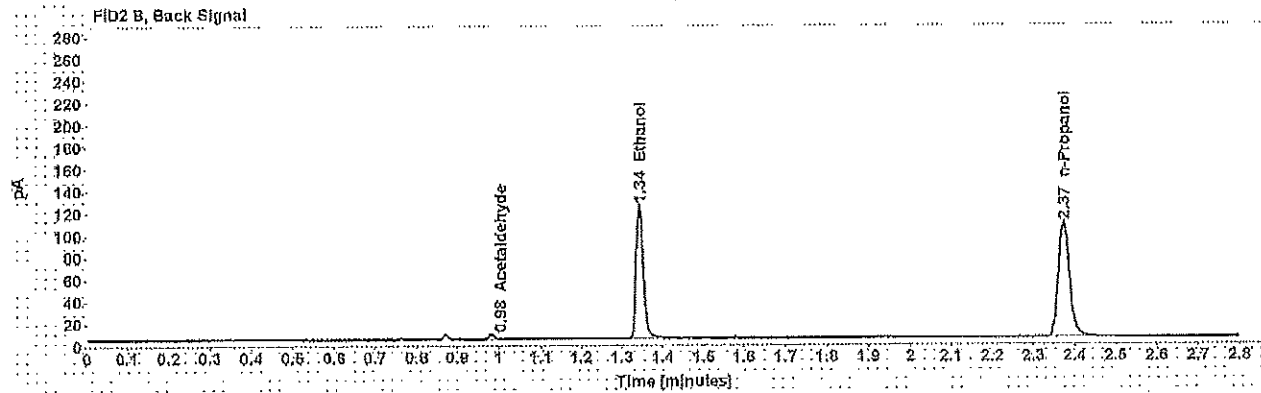
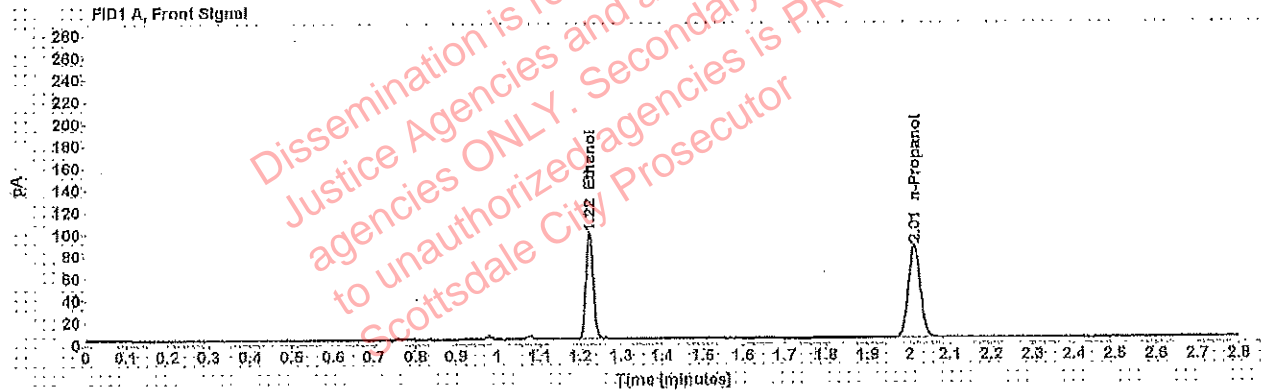


Table 1: FID 1 A (column DB-ALC1)

Compound	Amount (g/100mL)	Time (min)	Peak Area
>Ethanol	0.1932	1.222	124.015
n-Propanol	-----	2.011	170.884

Table 2: FID 2 B (column DB-ALC2)

Compound	Time (min)	Peak Area
Acetaldehyde	0.983	3.850
Ethanol	1.342	148.609
n-Propanol	2.373	201.222

Scottsdale Police Department Crime Lab Volatiles Analysis

Sample: [REDACTED]	Item number: 310-01A
Injection date: 7/26/2018 2:02:26 PM	Vial: 19
Method: ethanol quant.M	Sequence: 26Jul18
Instrument: US14173023 CN14160045	Analyst: Adrian
Data file: C:\Chem32\1\Data\26Jul18\19.D	

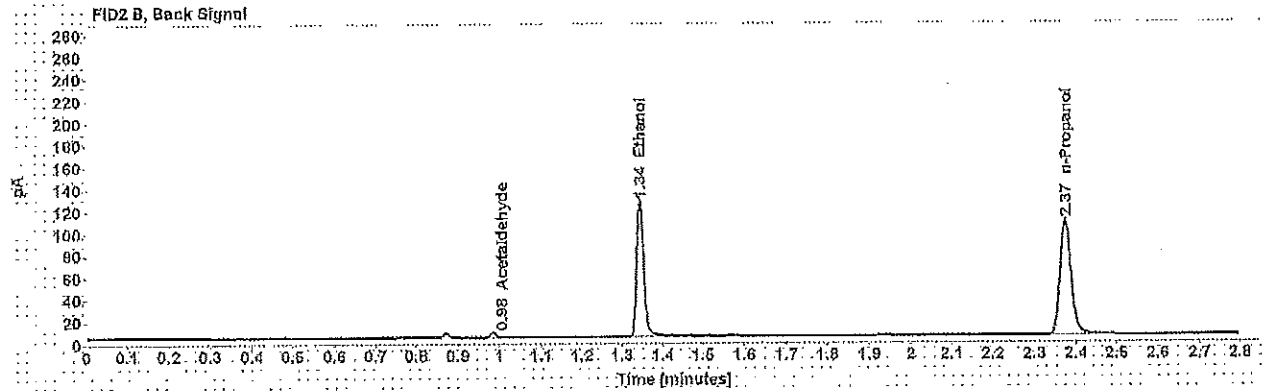
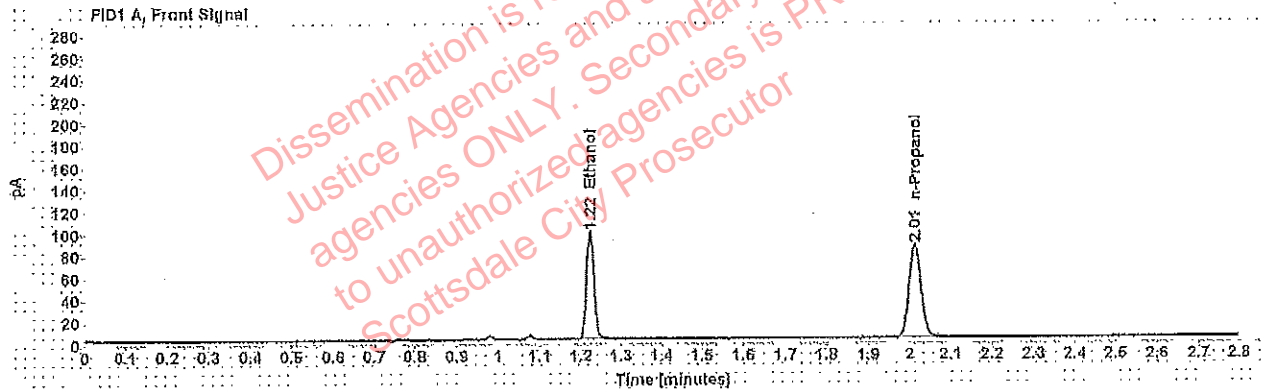


Table 1: FID 1 A (column DB-ALC1)

Compound	Amount (g/100mL)	Time (min)	Peak Area
>Ethanol	0.1948	1.223	125.558
n-Propanol	-----	2.012	171.558

Table 2: FID 2 B (column DB-ALC2)

Compound	Time (min)	Peak Area
Acetaldehyde	0.984	3.919
Ethanol	1.344	150.271
n-Propanol	2.374	202.402

Scottsdale Police Department Crime Lab Volatiles Analysis

Sample: [REDACTED]	Item number:	320-01A
Injection date: 7/26/2018 2:10:27 PM	Vial:	21
Method: ethanol quant.M	Sequence:	26Jul18
Instrument: US14173023 CN14160045	Analyst:	Adrian
Data file: C:\Chem32\1\Data\26Jul18\21.D		

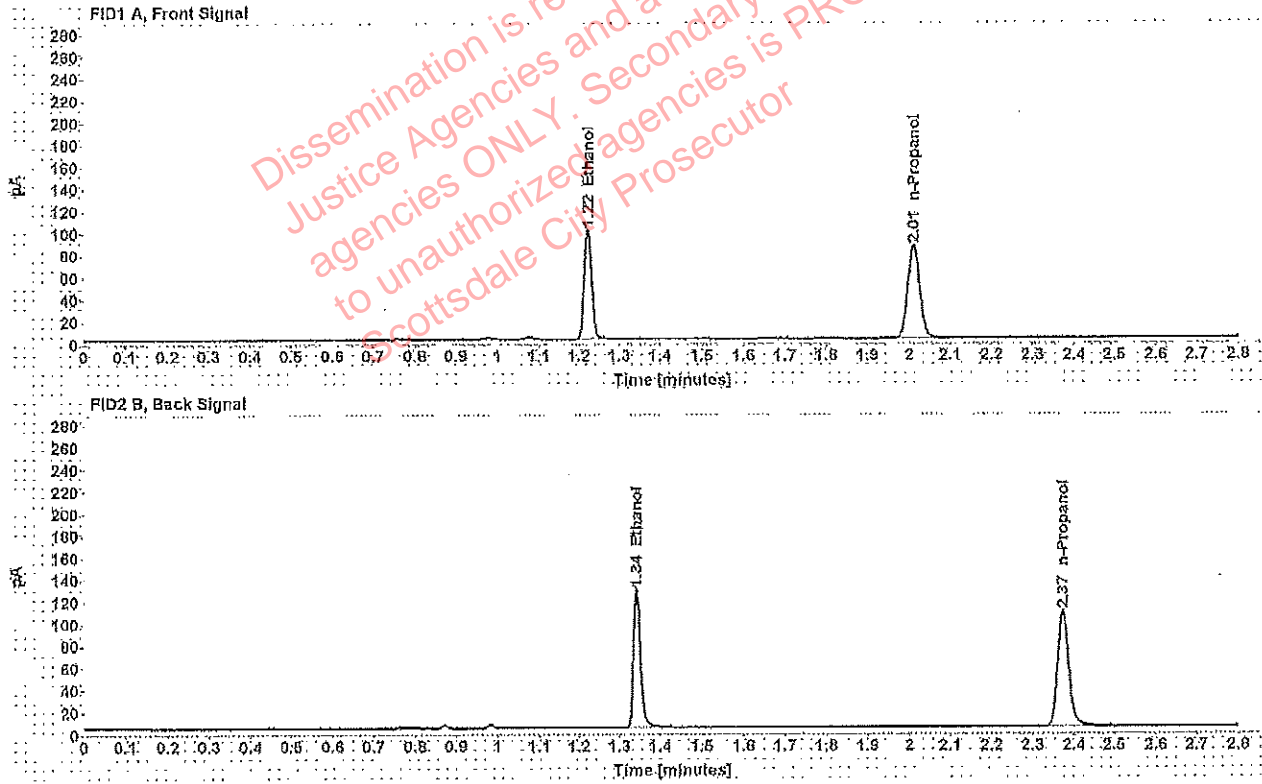


Table 1: FID 1 A (column DB-ALC1)

Compound	Amount (g/100mL)	Time (min)	Peak Area
>Ethanol	0.1974	1.222	127.708
n-Propanol	---	2.011	172.230

Table 2: FID 2 B (column DB-ALC2)

Compound	Time (min)	Peak Area
Ethanol	1.342	151.789
n-Propanol	2.373	202.736

Scottsdale Police Department Crime Lab Volatiles Analysis

Sample: [REDACTED]	Item number: 320-01A
Injection date: 7/26/2018 2:14:27 PM	Vial: 22
Method: ethanol quant.M	Sequence: 26Jul18
Instrument: US14173023 CN14160045	Analyst: Adrian
Data file: C:\Chem32\11\Data\26Jul18\22.D	

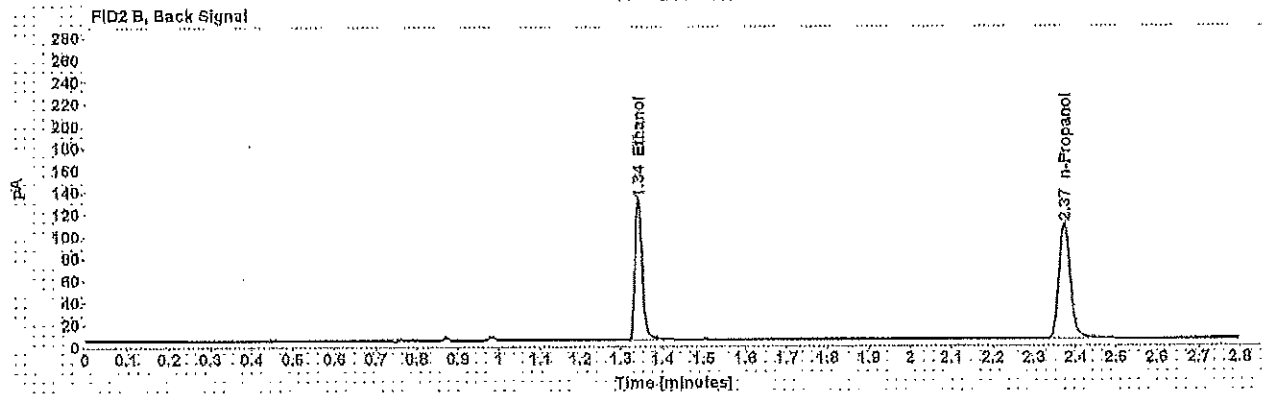
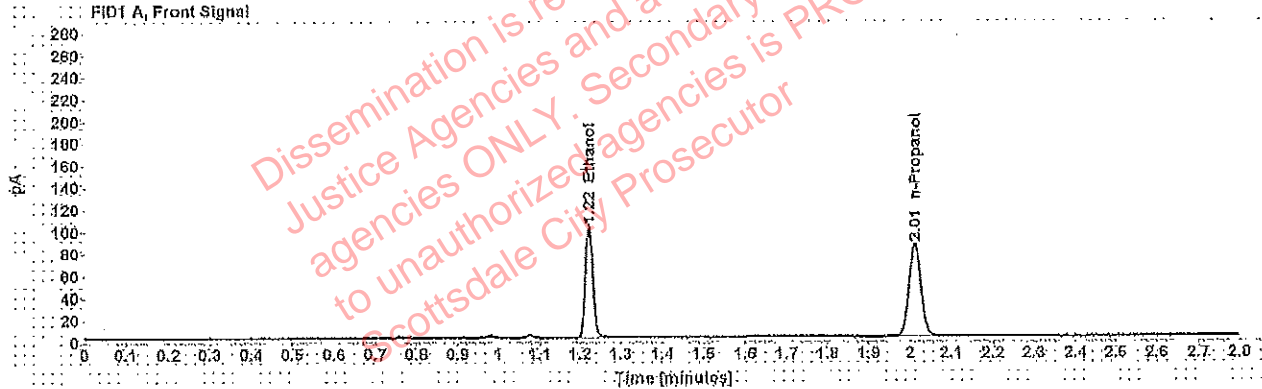


Table 1: FID 1 A (column DB-ALC1)

Compound	Amount (g/100mL)	Time (min)	Peak Area
>Ethanol	0.2022	1.222	129.992
n-Propanol	-----	2.011	171.120

Table 2: FID 2 B (column DB-ALC2)

Compound	Time (min)	Peak Area
Ethanol	1.342	154.276
n-Propanol	2.373	201.397

Scottsdale Police Department Crime Lab Volatiles Analysis

Sample: [REDACTED]	Item number:	310-01A
Injection date: 7/20/2018 2:18:27 PM	Vial:	23
Method: ethanol quant.M	Sequence:	26Jul18
Instrument: US14173023 CN14160045	Analyst:	Adrian
Data file: C:\Chem32\1\Data\26Jul18\23.D		

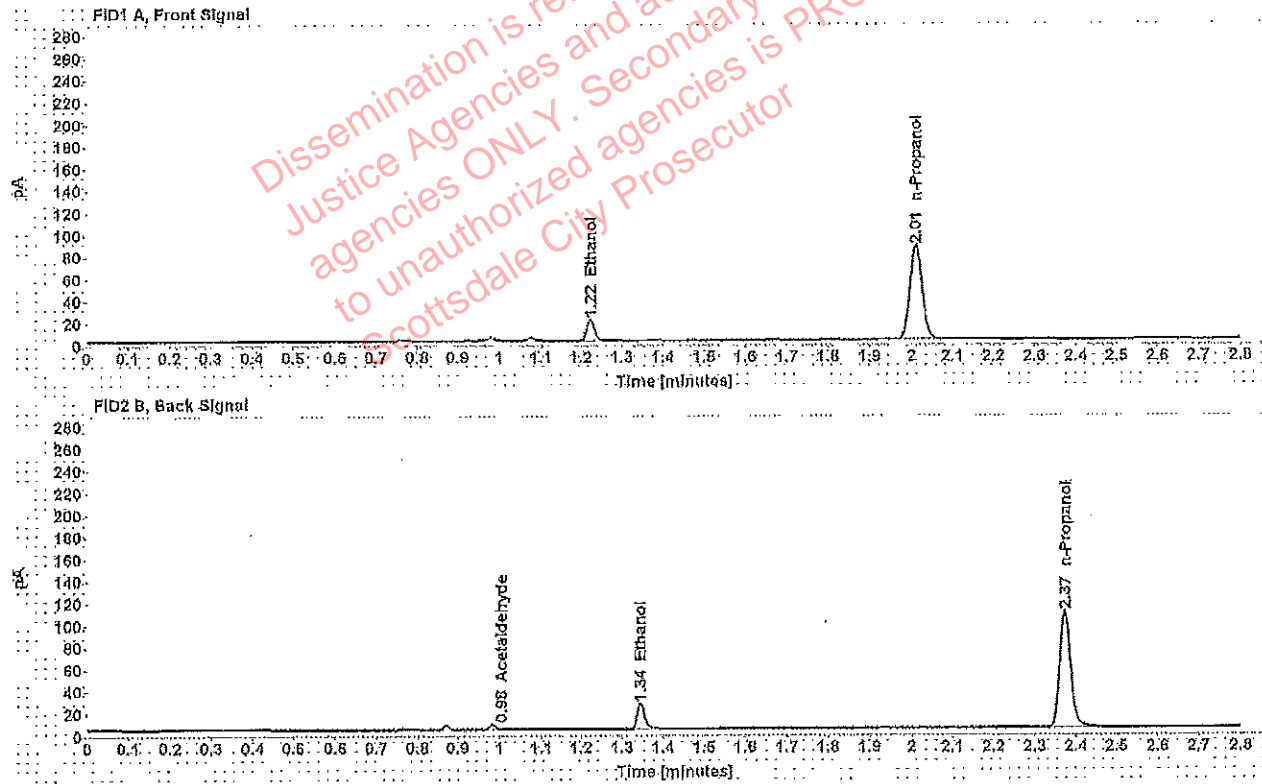


Table 1: FID 1 A (column DB-ALC1)

Compound	Amount (g/100mL)	Time (min)	Peak Area
>Ethanol	0.0383	1.223	24.427
n-Propanol	-----	2.011	173.662

Table 2: FID 2 B (column DB-ALC2)

Compound	Time (min)	Peak Area
Acetaldehyde	0.983	3.827
Ethanol	1.344	29.008
n-Propanol	2.373	203.875

Scottsdale Police Department Crime Lab Volatiles Analysis

Sample: [REDACTED]	Item number: 310-01A
Injection date: 7/26/2018 2:22:27 PM	Vial: 24
Method: ethanol quant.M	Sequence: 26Jul18
Instrument: US14173023 CN14160045	Analyst: Adrian
Data file: C:\Chem32\1\Data\26Jul18\24.D	

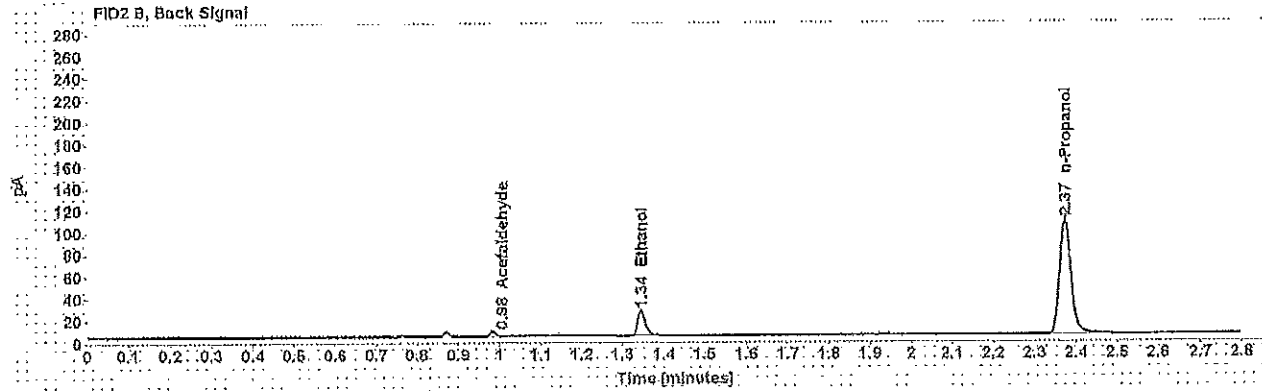
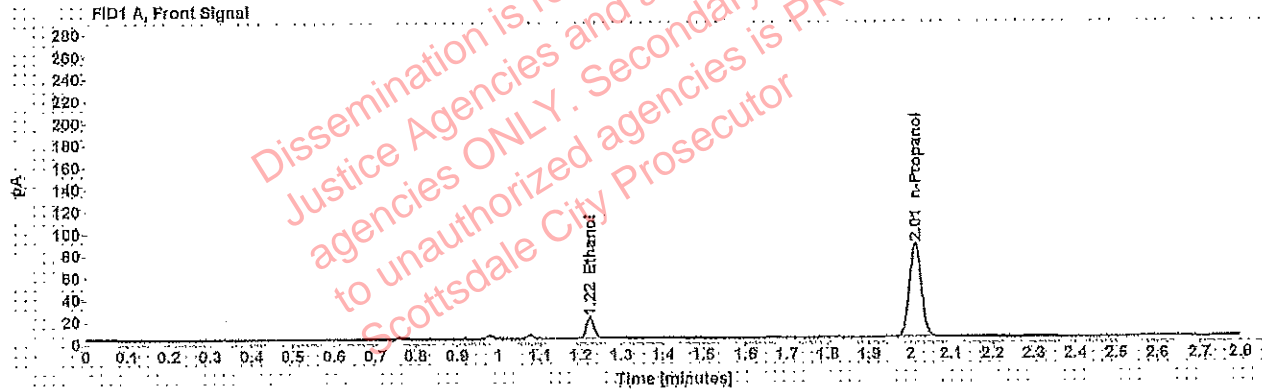


Table 1: FID 1 A (column DB-ALC1)

Compound	Amount (g/100mL)	Time (min)	Peak Area
>Ethanol	0.0386	1.223	24.440
n-Propanol	-----	2.011	172.601

Table 2: FID 2 B (column DB-ALC2)

Compound	Time (min)	Peak Area
Acetaldehyde	0.983	4.083
Ethanol	1.345	29.019
n-Propanol	2.373	202.731

Scottsdale Police Department Crime Lab Volatiles Analysis

Sample: [REDACTED]	Item number: 1223029
Injection date: 7/26/2018 2:26:41 PM	Vial: 25
Method: ethanol quant.M	Sequence: 26Jul18
Instrument: US14173023 CN14160045	Analyst: Adrian
Data file: C:\Chem3211\Data\26Jul18\25.D	

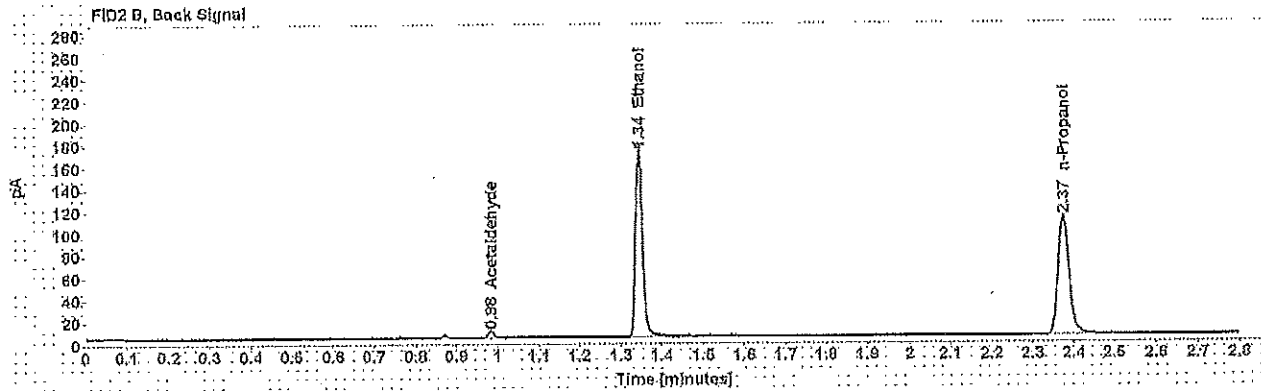
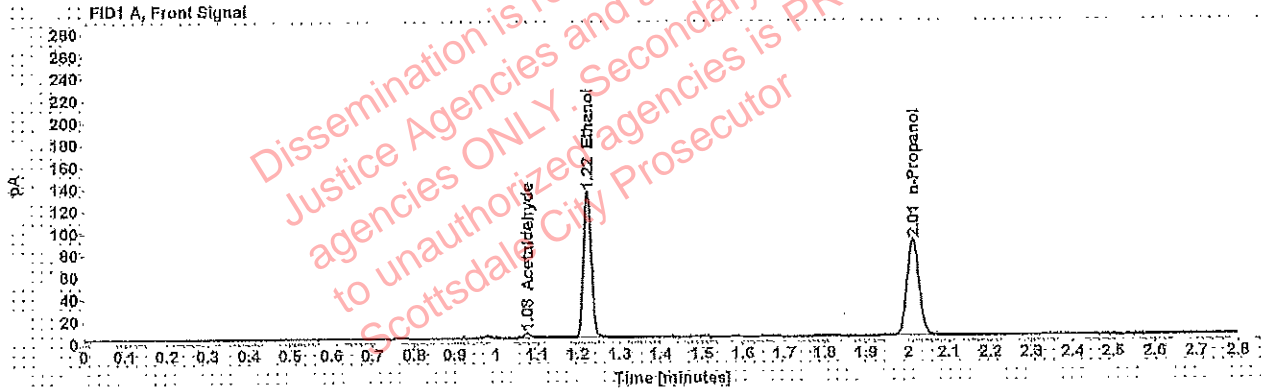


Table 1: FID 1 A (column DB-ALC1)

Compound	Amount (g/100mL)	Time (min)	Peak Area
Acetaldehyde	-----	1.077	4.200
>Ethanol	0.2548	1.223	169,702
n-Propanol	-----	2.012	177.061

Table 2: FID 2 B (column DB-ALC2)

Compound	Time (min)	Peak Area
Acetaldehyde	0.984	5.304
Ethanol	1.343	202,255
n-Propanol	2.374	209,095

Scottsdale Police Department Crime Lab Volatiles Analysis

Sample: [REDACTED]	Item number: 1223029
Injection date: 7/26/2018 2:30:42 PM	Vial: 26
Method: ethanol quant.M	Sequence: 26Jul18
Instrument: US14173023 CN14160045	Analyst: Adrian
Data file: C:\Chem32\11\Data\26Jul18\26.D	

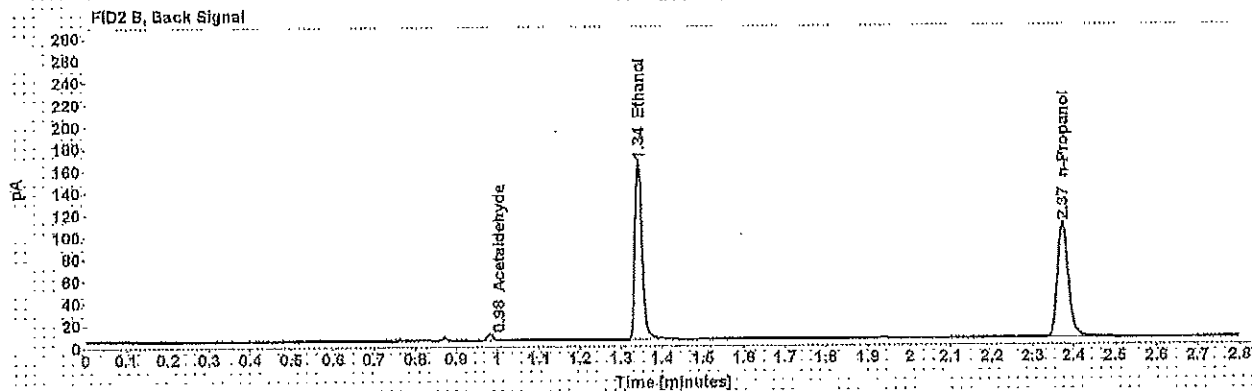
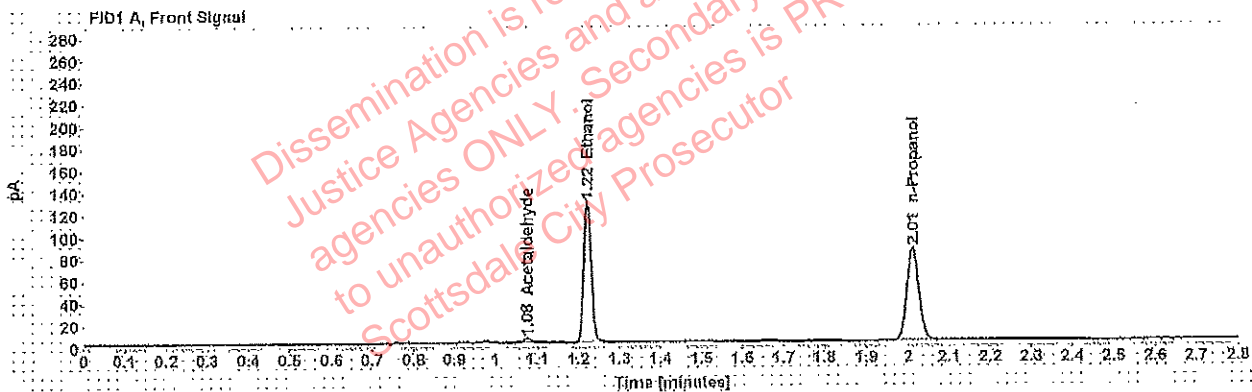


Table 1: FID 1 A (column DB-ALC1)

Compound	Amount (g/100mL)	Time (min)	Peak Area
Acetaldehyde	-----	1.076	4.172
>Ethanol	0.2540	1.222	163.723
n-Propanol	-----	2.012	171.377

Table 2: FID 2 B (column DB-ALC2)

Compound	Time (min)	Peak Area
Acetaldehyde	0.983	5.227
Ethanol	1.342	194.697
n-Propanol	2.373	201.872

Scottsdale Police Department Crime Lab Volatiles Analysis

Sample: [REDACTED]	Item number: 1222058
Injection date: 7/26/2018 2:34:42 PM	Vial: 27
Method: ethanol quant.M	Sequence: 26Jul18
Instrument: US14173023 CN14160045	Analyst: Adrian
Data file: C:\Chem32\1\Data\26Jul18\27.D	

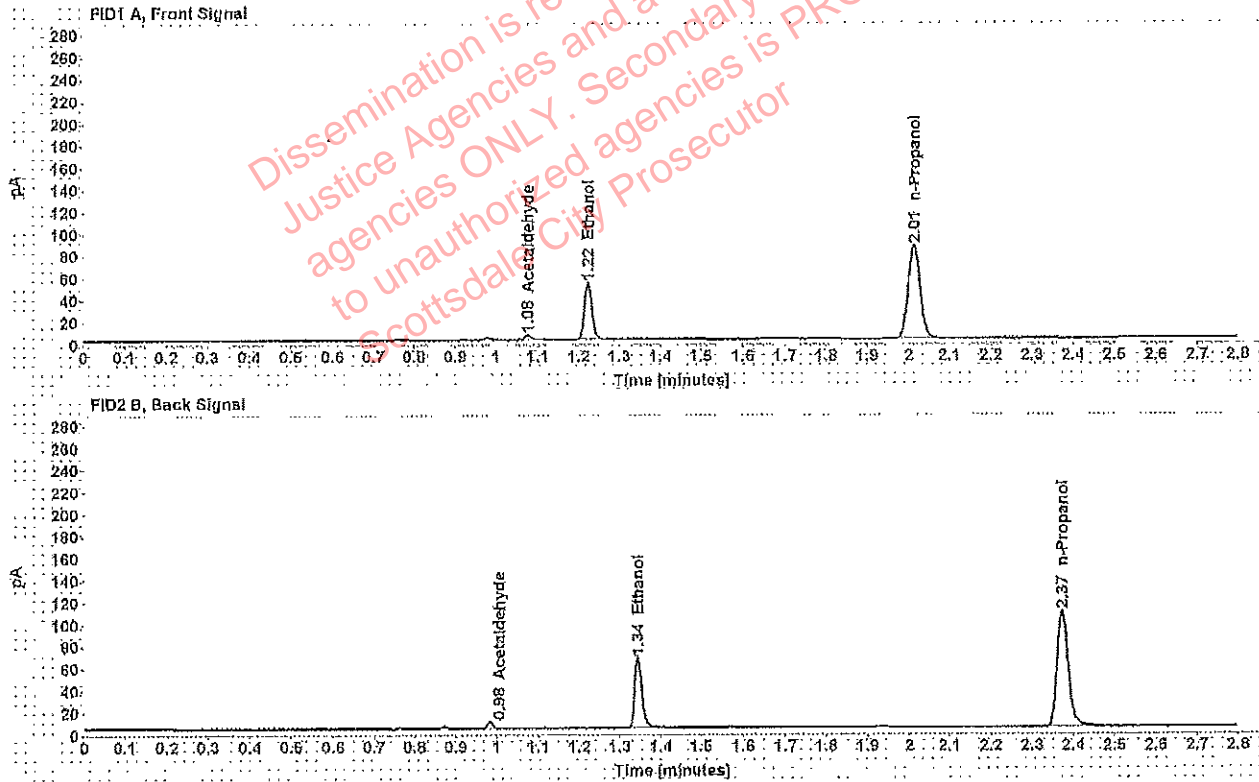


Table 1: FID 1 A (column DB-ALC1)

Compound	Amount (g/100mL)	Time (min)	Peak Area
Acetaldehyde	-----	1.076	4.402
>Ethanol	0.1030	1.223	66.239
n-Propanol	-----	2.012	171.976

Table 2: FID 2 B (column DB-ALC2)

Compound	Time (min)	Peak Area
Acetaldehyde	0.983	5.540
Ethanol	1.344	77.592
n-Propanol	2.374	202.365

Scottsdale Police Department Crime Lab Volatiles Analysis

Sample: [REDACTED]	Item number: 1222058
Injection date: 7/26/2018 2:38:42 PM	Vial: 28
Method: ethanol quant.M	Sequence: 26Jul18
Instrument: US14173023 CN14160045	Analyst: Adrian
Data file: C:\Chem32\11\Data\26Jul18\28.D	

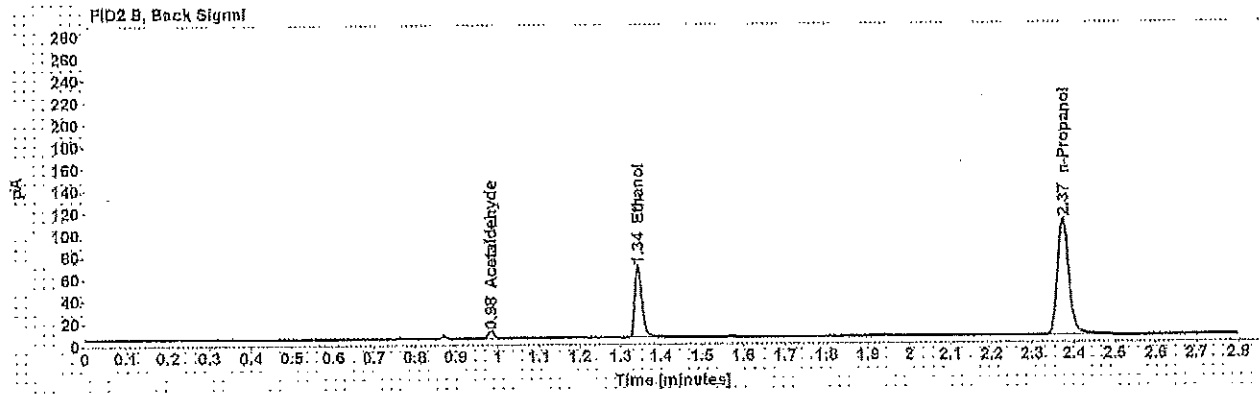
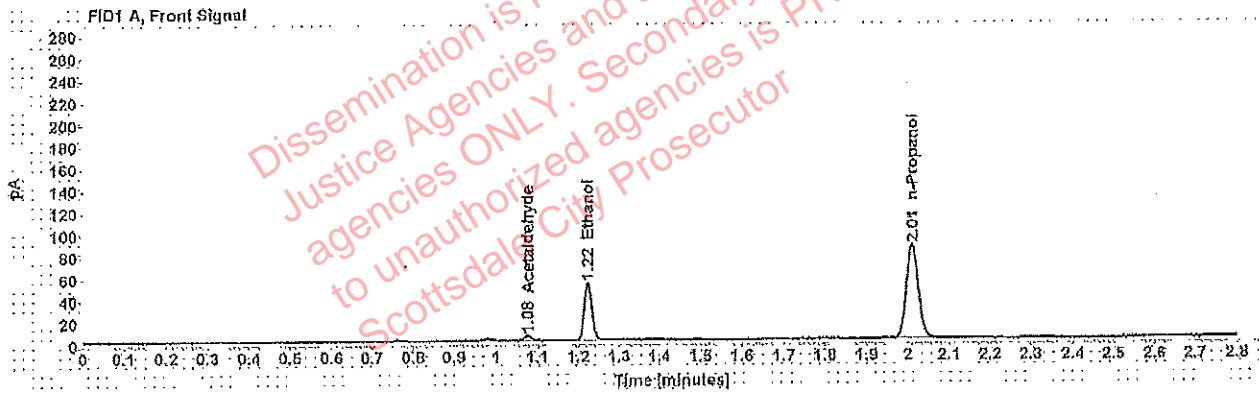


Table 1: FID 1 A (column DB-ALC1)

Compound	Amount (g/100mL)	Time (min)	Peak Area
Acetaldehyde	-----	1.076	4.692
>Ethanol	0.1031	1.223	66.639
n-Propanol	-----	2.011	172.949

Table 2: FID 2 B (column DB-ALC2)

Compound	Time (min)	Peak Area
Acetaldehyde	0.983	5.867
Ethanol	1.343	78.039
n-Propanol	2.373	203.891

Scottsdale Police Department Crime Lab Volatiles Analysis

Sample: [REDACTED]	Item number: 1220361
Injection date: 7/26/2018 2:42:42 PM	Vial: 29
Method: ethanol quant.M	Sequence: 26Jul18
Instrument: US14173023 CN14160045	Analyst: Adrian
Data file: C:\Chem32\11Data\26Jul18\29.D	

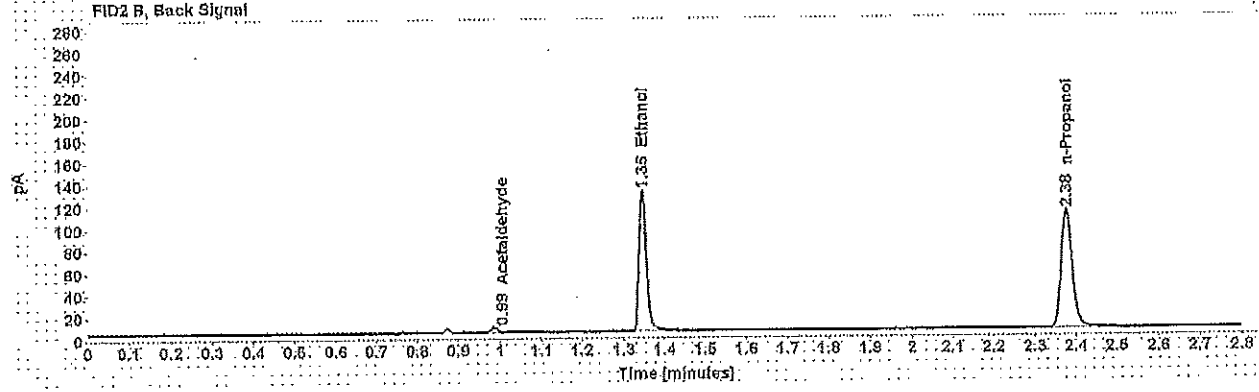
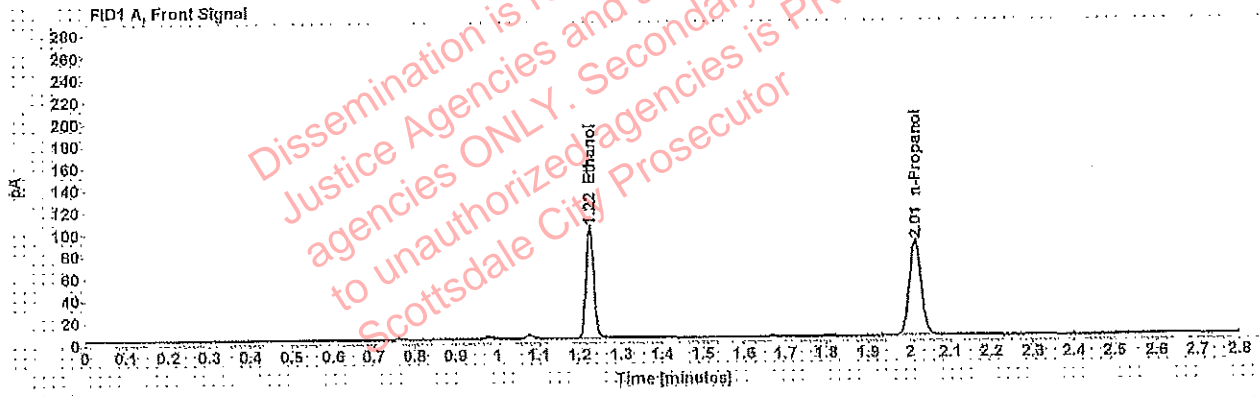


Table 1: FID 1 A (column DB-ALC1)

Compound	Amount (g/100mL)	Time (min)	Peak Area
>Ethanol	0.1976	1.225	130.499
n-Propanol	-----	2.014	175.779

Table 2: FID 2 B (column DB-ALC2)

Compound	Time (min)	Peak Area
Acetaldehyde	0.985	4.146
Ethanol	1.348	155.090
n-Propanol	2.376	207.139

Scottsdale Police Department Crime Lab Volatiles Analysis

Sample: [REDACTED]	Item number: 1220361
Injection date: 7/26/2018 2:46:42 PM	Vial: 30
Method: ethanol quant.M	Sequence: 26Jul18
Instrument: US14173023 CN14160045	Analyst: Adrian
Data file: C:\Chem32\1\Data\26Jul18\30.D	

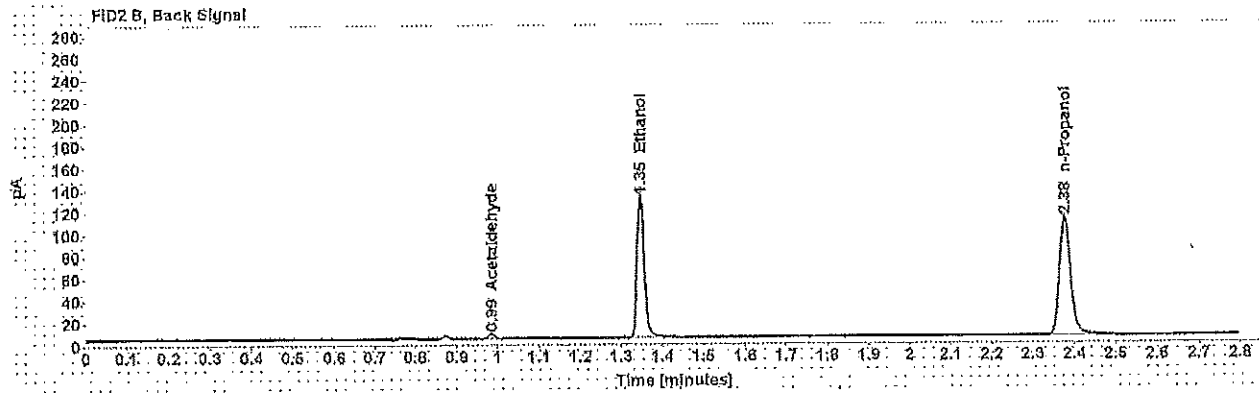
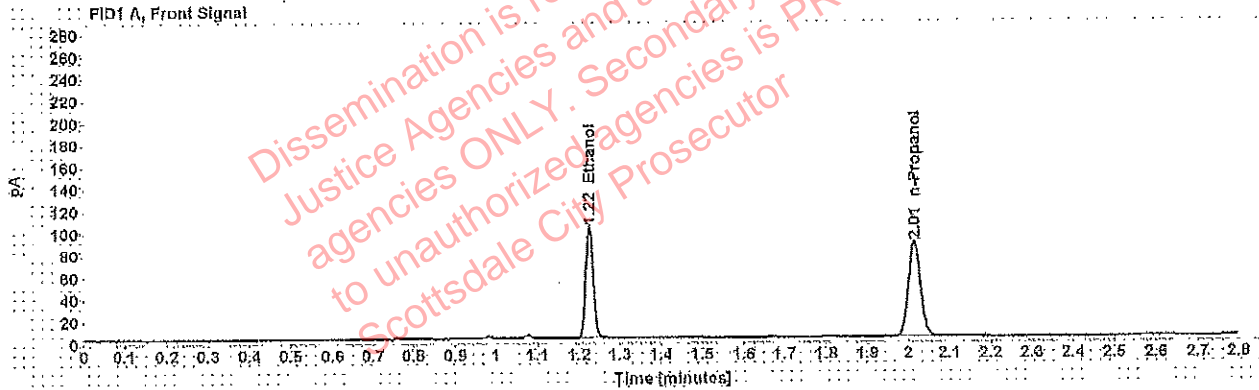


Table 1: FID 1 A (column DB-ALC1)

Compound	Amount (g/100mL)	Time (min)	Peak Area
>Ethanol	0.1982	1.225	130.617
n-Propanol	-----	2.014	175.433

Table 2: FID 2 B (column DB-ALC2)

Compound	Time (min)	Peak Area
Acetaldehyde	0.985	3.768
Ethanol	1.347	155.407
n-Propanol	2.377	206.570

Scottsdale Police Department Crime Lab Volatiles Analysis

Sample: [REDACTED]	Item number: 1221665
Injection date: 7/26/2018 2:54:57 PM	Vial: 32
Method: ethanol quant.M	Sequence: 26Jul18
Instrument: US14173023 CN14160045	Analyst: Adrian
Data file: C:\Chem32\1\Data\26Jul18\32.D	

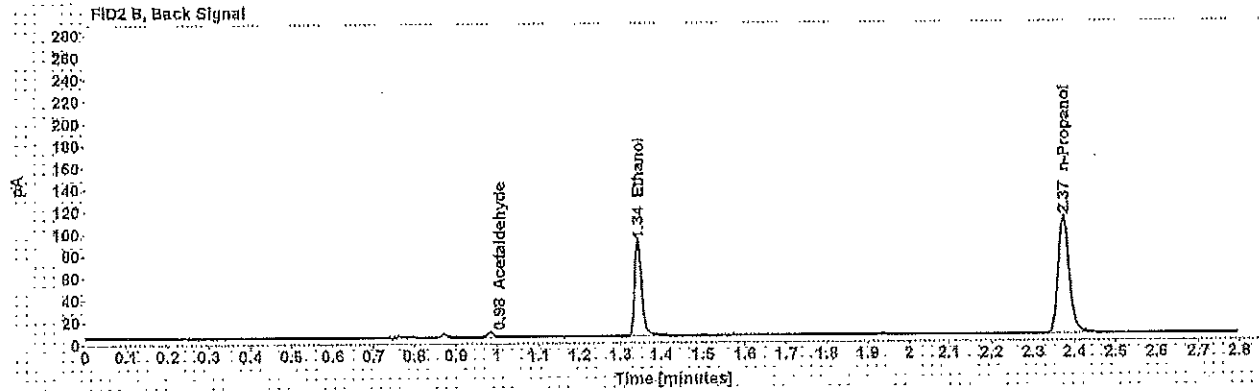
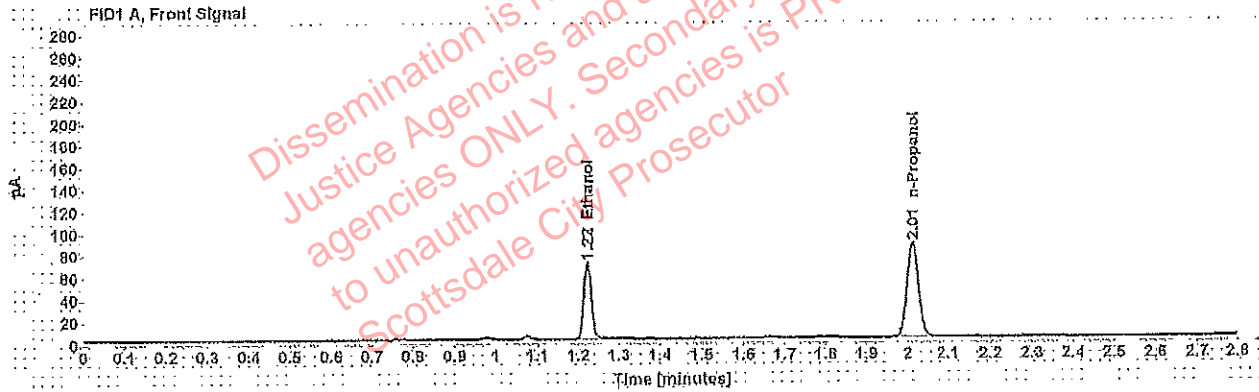


Table 1: FID 1 A (column DB-ALC1)

Compound	Amount (g/100mL)	Time (min)	Peak Area
>Ethanol	0.1364	1.223	88.615
n-Propanol	-----	2.012	173.800

Table 2: FID 2 B (column DB-ALC2)

Compound	Time (min)	Peak Area
Acetaldehyde	0.983	3.794
Ethanol	1.343	104.848
n-Propanol	2.373	205.046

Scottsdale Police Department Crime Lab Volatiles Analysis

Sample: [REDACTED]	Item number: 1221665
Injection date: 7/26/2018 2:58:56 PM	Vial: 33
Method: ethanol quant.M	Sequence: 26Jul18
Instrument: US14173023 CN14160045	Analyst: Adrian
Data file: C:\Chem32\1\Data\26Jul18\33.D	

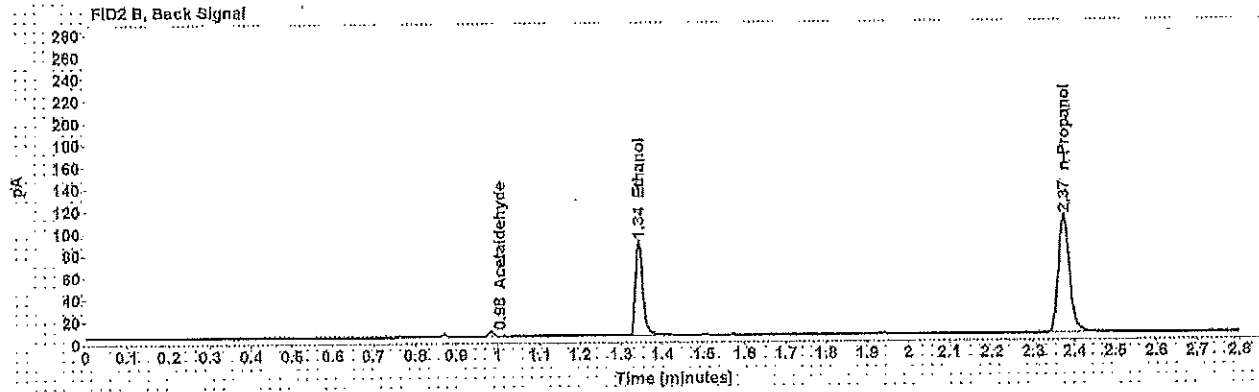
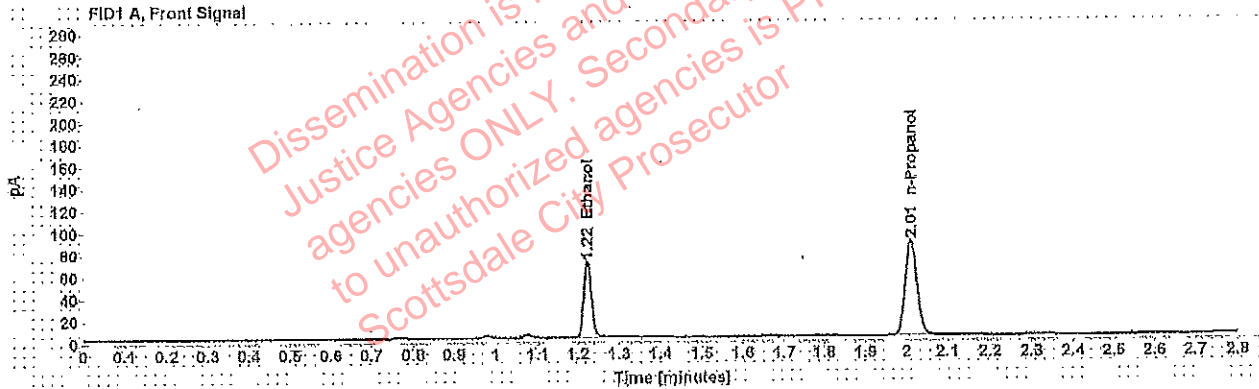


Table 1: FID 1 A (column DB-ALC1)

Compound	Amount (g/100mL)	Time (min)	Peak Area
>Ethanol	0.1342	1.223	87.839
n-Propanol	-----	2.012	174.701

Table 2: FID 2 B (column DB-ALC2)

Compound	Time (min)	Peak Area
Acetaldehyde	0.983	3.823
Ethanol	1.343	103.384
n-Propanol	2.374	205.939

Scottsdale Police Department Crime Lab Volatiles Analysis

Sample: [REDACTED]	Item number: 1220924
Injection date: 7/26/2018 3:02:57 PM	Vial: 34
Method: ethanol quant.M	Sequence: 26Jul18
Instrument: US14173023 CN14160045	Analyst: Adrian
Data file: C:\Chem32\1\Data\26Jul18\34.D	

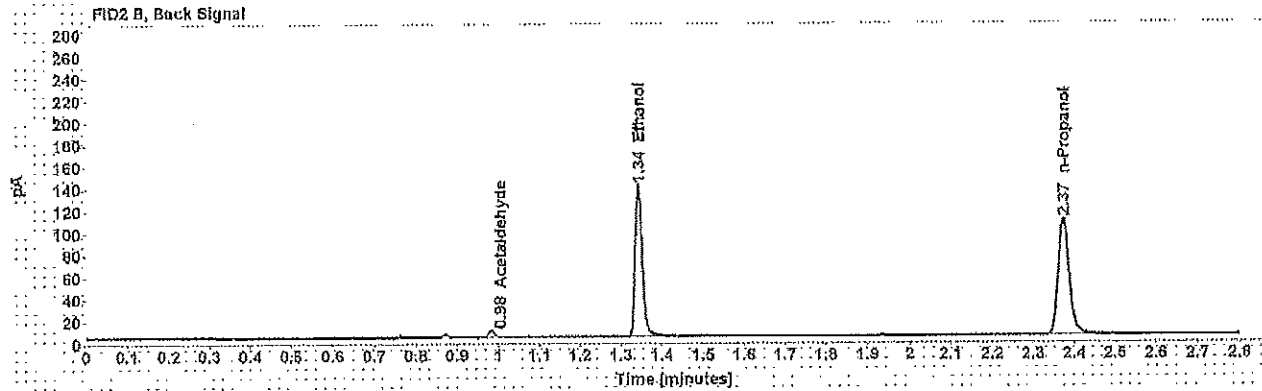
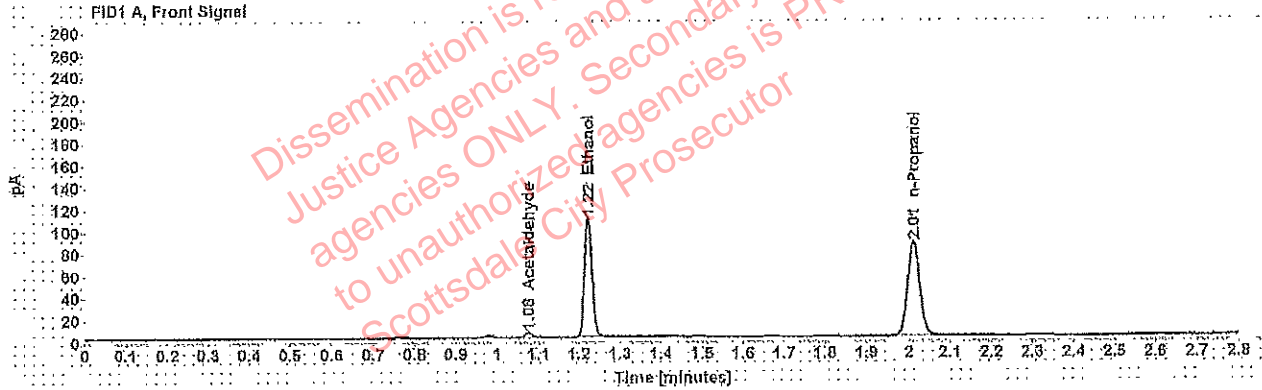


Table 1: FID 1 A (column DB-ALC1)

Compound	Amount (g/100mL)	Time (min)	Peak Area
Acetaldehyde	-----	1.076	4.447
>Ethanol	0.2137	1.222	139.215
n-Propanol	-----	2.012	173.285

Table 2: FID 2 B (column DB-ALC2)

Compound	Time (min)	Peak Area
Acetaldehyde	0.983	5.597
Ethanol	1.343	185.591
n-Propanol	2.373	204.459

Scottsdale Police Department Crime Lab Volatiles Analysis

Sample: [REDACTED]	Item number: 1220924
Injection date: 7/26/2018 3:06:57 PM	Vial: 35
Method: ethanol quant.M	Sequence: 26Jul18
Instrument: US14173023 CN14160045	Analyst: Adrian
Data file: C:\Chem3211\Data\26Jul18\35.D	

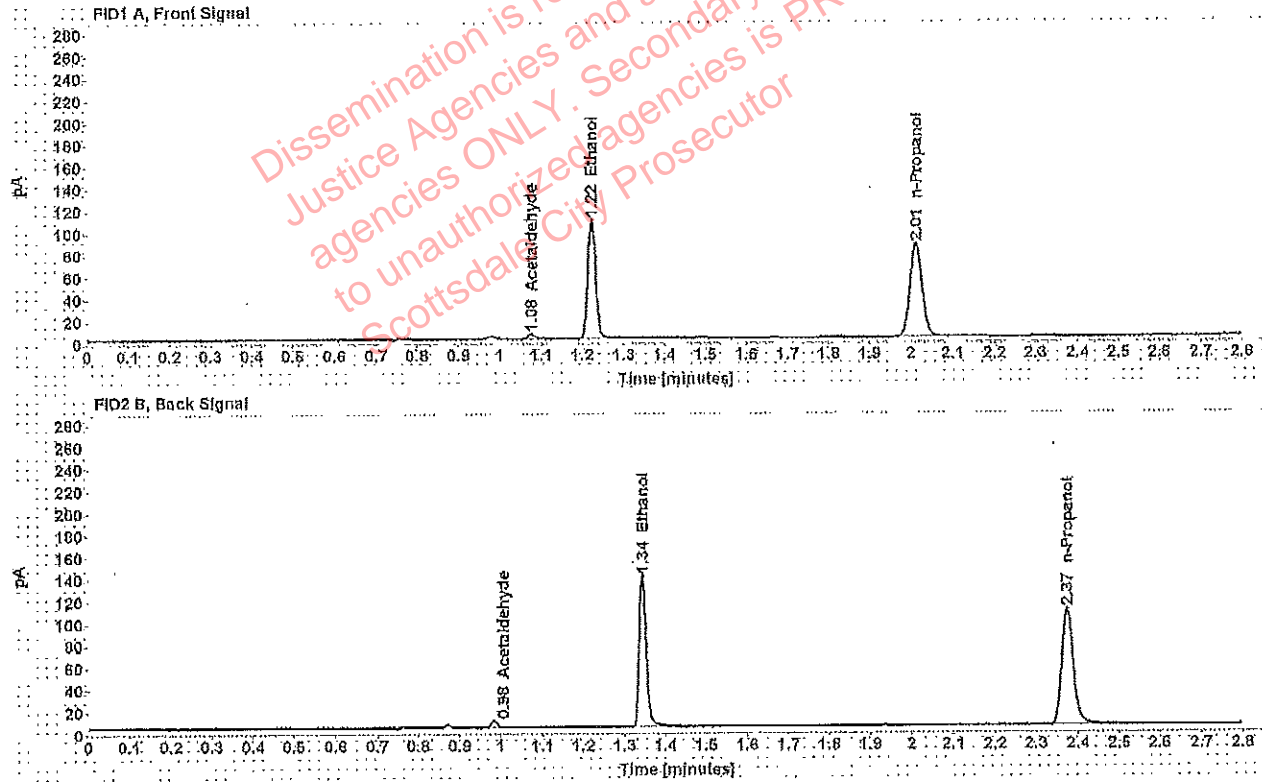


Table 1: FID 1 A (column DB-ALC1)

Compound	Amount (g/100mL)	Time (min)	Peak Area
Acetaldehyde	-----	1.076	4.434
>Ethanol	0.2144	1.222	139.197
n-Propanol	-----	2.012	172.759

Table 2: FID 2 B (column DB-ALC2)

Compound	Time (min)	Peak Area
Acetaldehyde	0.983	5.585
Ethanol	1.343	165.809
n-Propanol	2.374	203.806

Scottsdale Police Department Crime Lab Volatiles Analysis

Sample: [REDACTED]	Item number: 1222130
Injection date: 7/26/2018 3:10:56 PM	Vial: 36
Method: ethanol quant.M	Sequence: 26Jul18
Instrument: US14173023 CN14160045	Analyst: Adrian
Data file: C:\Chem32\11\Data\26Jul18\36.D	

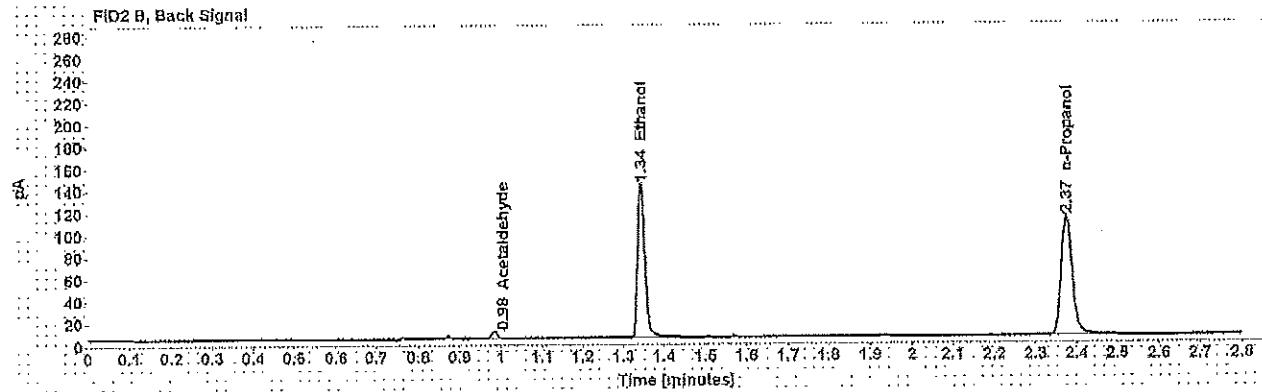
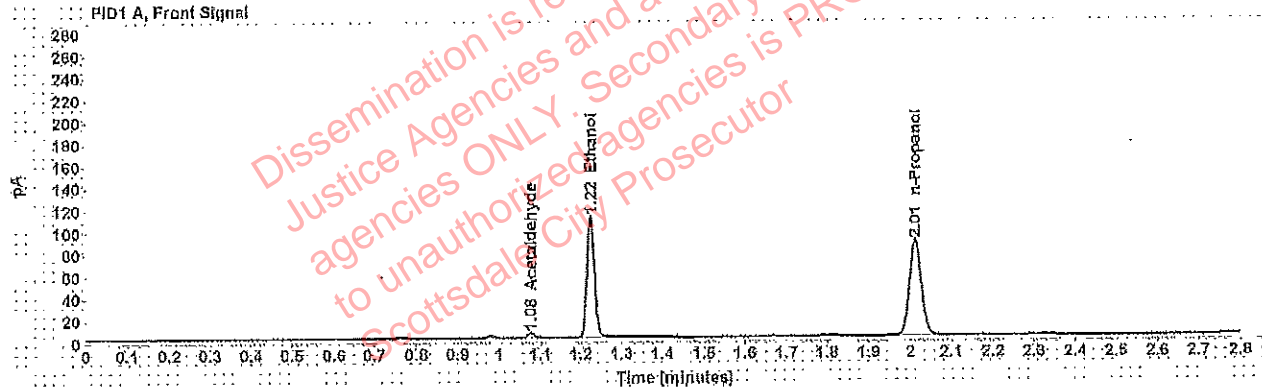


Table 1: FID 1 A (column DB-ALC1)

Compound	Amount (g/100mL)	Time (min)	Peak Area
Acetaldehyde	-----	1.077	4.421
>Ethanol	0.2134	1.223	141.675
n-Propanol	-----	2.013	176.633

Table 2: FID 2 B (column DB-ALC2)

Compound	Time (min)	Peak Area
Acetaldehyde	0.984	5.484
Ethanol	1.344	188.618
n-Propanol	2.375	208.607

Scottsdale Police Department Crime Lab Volatiles Analysis

Sample: [REDACTED]	Item number: 1222130
Injection date: 7/26/2018 3:15:11 PM	Vial: 37
Method: ethanol quant.M	Sequence: 26Jul18
Instrument: US14173023 CN14160045	Analyst: Adrian
Data file: C:\Chem32\11Data\26Jul18\37.D	

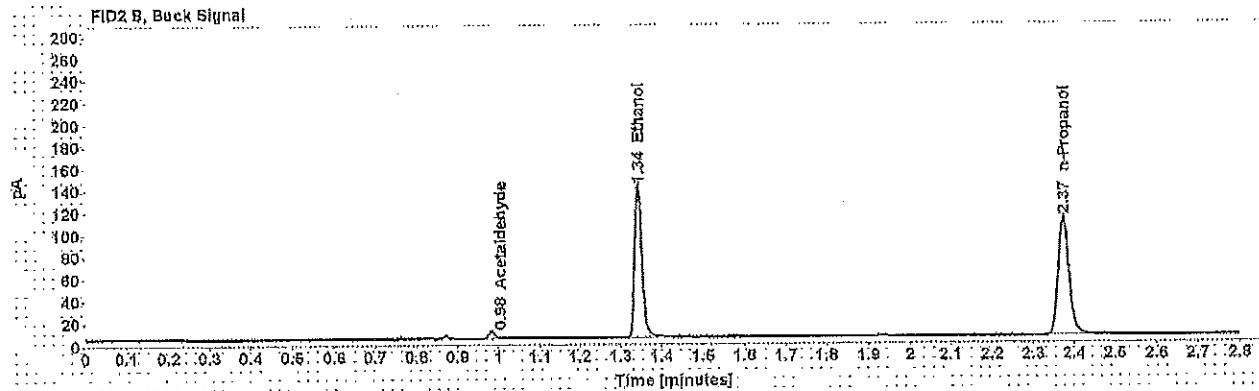
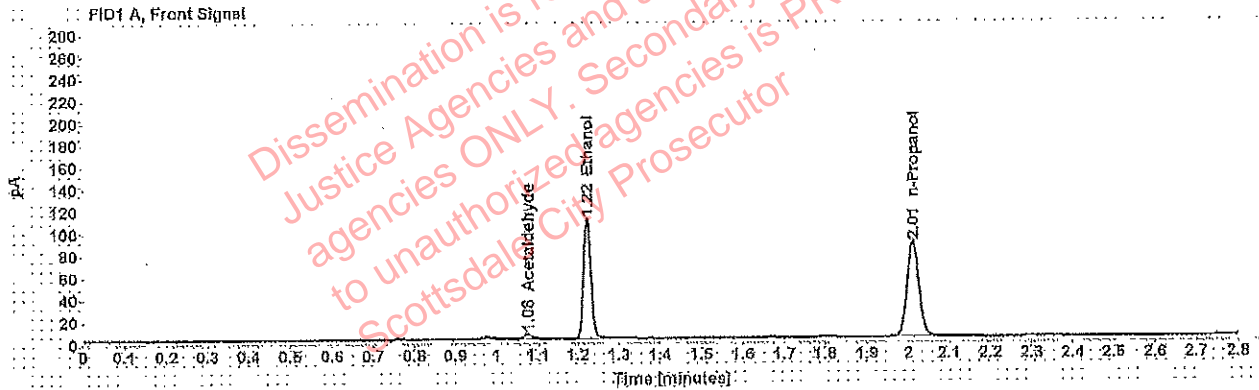


Table 1: FID 1 A (column DB-ALC1)

Compound	Amount (g/100mL)	Time (min)	Peak Area
Acetaldehyde	-----	1.076	4.536
>Ethanol	0.2120	1.222	139,832
n-Propanol	-----	2.012	175,475

Table 2: FID 2 B (column DB-ALC2)

Compound	Time (min)	Peak Area
Acetaldehyde	0.983	5.688
Ethanol	1.343	167,660
n-Propanol	2.373	207,555

Case: [REDACTED] User: wadrian 7/30/2018

Scottsdale Police Department Crime Lab Volatiles Analysis

Sample:	[REDACTED]	Item number:	1189111
Injection date:	7/26/2018 3:19:12 PM	Vial:	38
Method:	ethanol quant.M	Sequence:	26Jul18
Instrument:	US14173023 CN14160045	Analyst:	Adrian
Data file:	C:\Chem3211\Data\26Jul18\38.D		

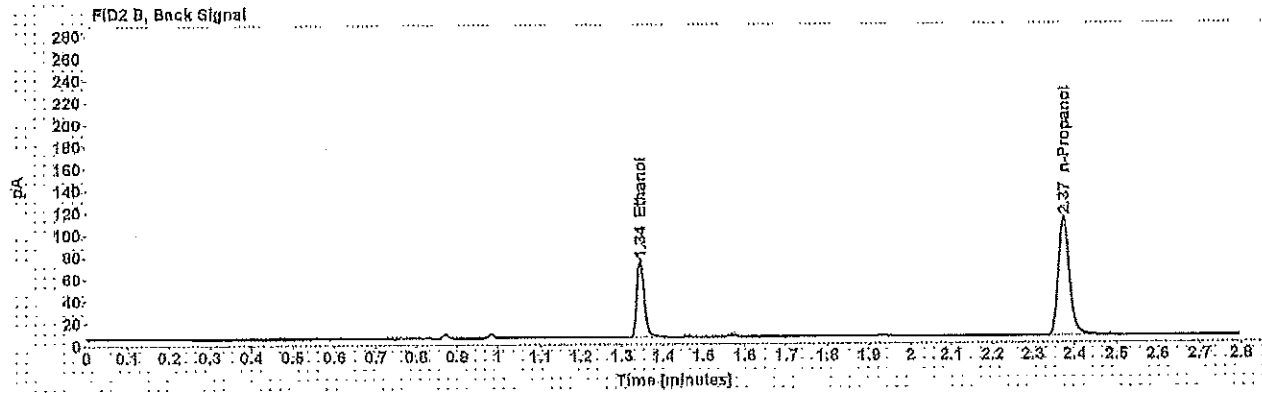
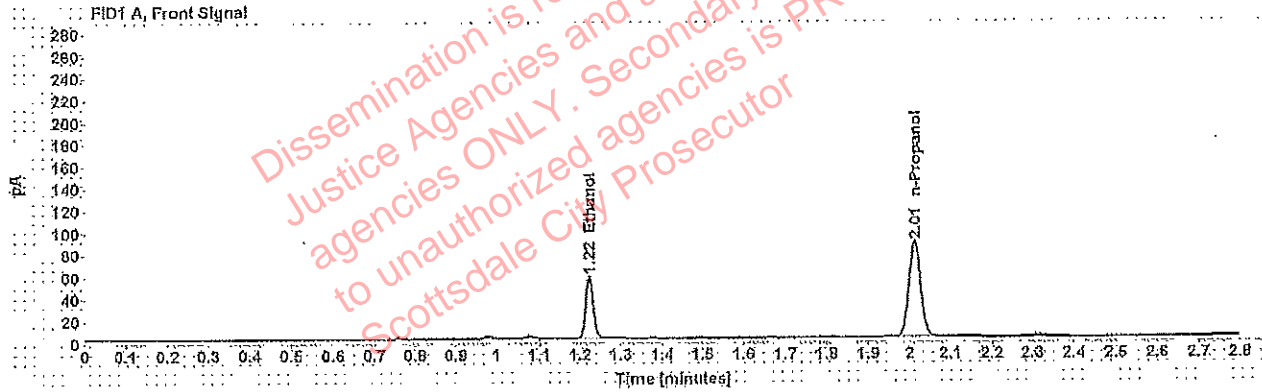


Table 1: FID 1 A (column DB-ALC1)

Compound	Amount (g/100mL)	Time (min)	Peak Area
>Ethanol	0.1104	1.223	72.459
n-Propanol	-----	2.012	175.409

Table 2: FID 2 B (column DB-ALC2)

Compound	Time (min)	Peak Area
Ethanol	1.344	85.187
n-Propanol	2.373	207.591

Scottsdale Police Department Crime Lab Volatiles Analysis

Sample: [REDACTED]	Item number: 1189111
Injection date: 7/26/2018 3:23:12 PM	Vial: 39
Method: ethanol quant.M	Sequence: 26Jul18
Instrument: US14173023 CN14160045	Analyst: Adrian
Data file: C:\Chem3211\Data\26Jul18\39.D	

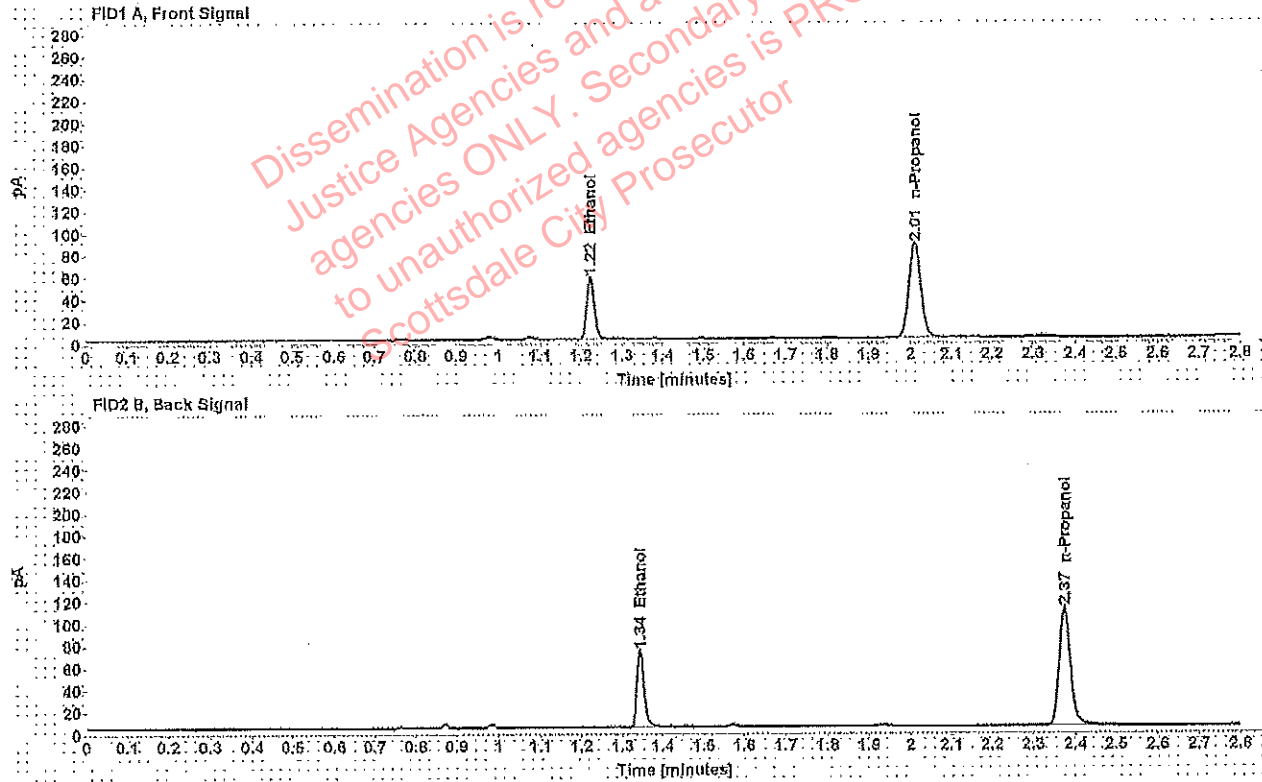


Table 1: FID 1 A (column DB-ALC1)

Compound	Amount (g/100mL)	Time (min)	Peak Area
>Ethanol	0.1101	1.223	71.784
n-Propanol	-----	2.011	174.325

Table 2: FID 2 B (column DB-ALC2)

Compound	Time (min)	Peak Area
Ethanol	1.343	84.573
n-Propanol	2.373	206.478

Scottsdale Police Department Crime Lab Volatiles Analysis

Sample: [REDACTED]	Item number: 1223251
Injection date: 7/26/2018 3:27:12 PM	Vial: 40
Method: ethanol quant.M	Sequence: 26Jul18
Instrument: US14173023 CN14160045	Analyst: Adrian
Data file: C:\Chem3211\Data\26Jul18\40.D	

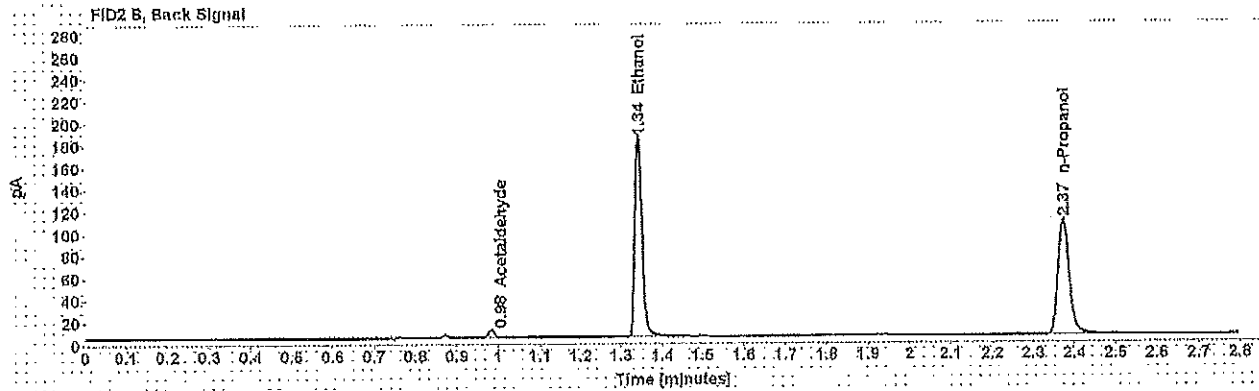
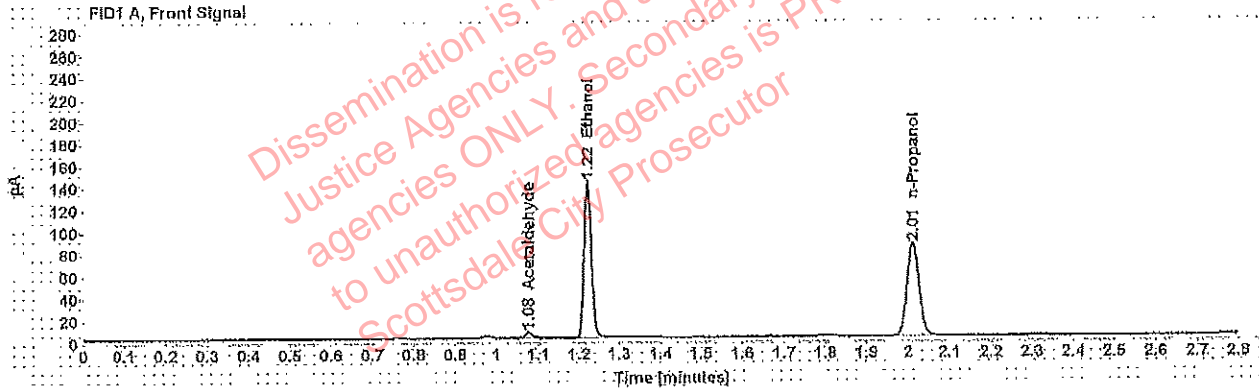


Table 1: FID 1 A (column DB-ALC1)

Compound	Amount (g/100mL)	Time (min)	Peak Area
Acetaldehyde	-----	1.076	5.081
>Ethanol	0.2826	1.222	182.006
n-Propanol	-----	2.011	171.129

Table 2: FID 2 B (column DB-ALC2)

Compound	Time (min)	Peak Area
Acetaldehyde	0.983	6.379
Ethanol	1.342	217.306
n-Propanol	2.373	202.141

Case: [REDACTED] User: wadrian 7/30/2018

Scottsdale Police Department Crime Lab Volatiles Analysis

Sample:	[REDACTED]	Item number:	1223251
Injection date:	7/26/2018 3:31:12 PM	Vial:	41
Method:	ethanol quant.M	Sequence:	26Jul18
Instrument:	US14173023 CN14160045	Analyst:	Adrian
Data file:	C:\Chem32\1\Data\26Jul18\41.D		

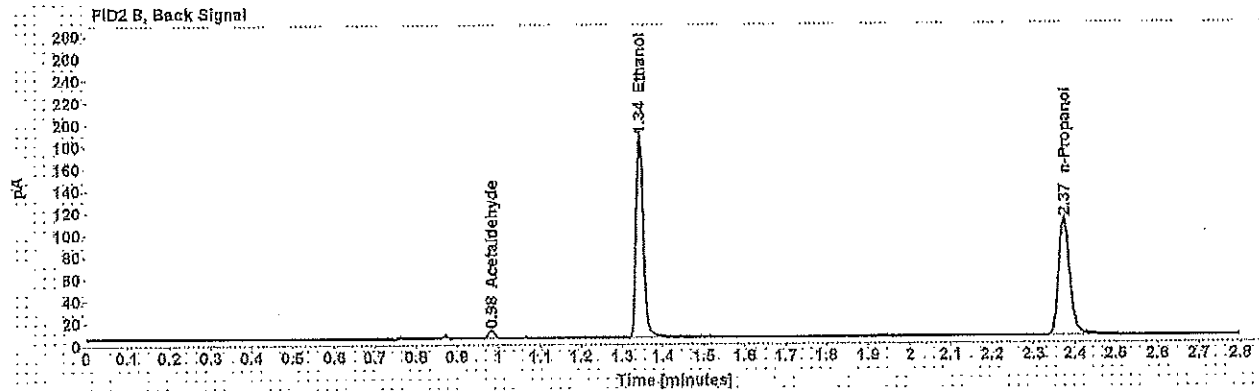
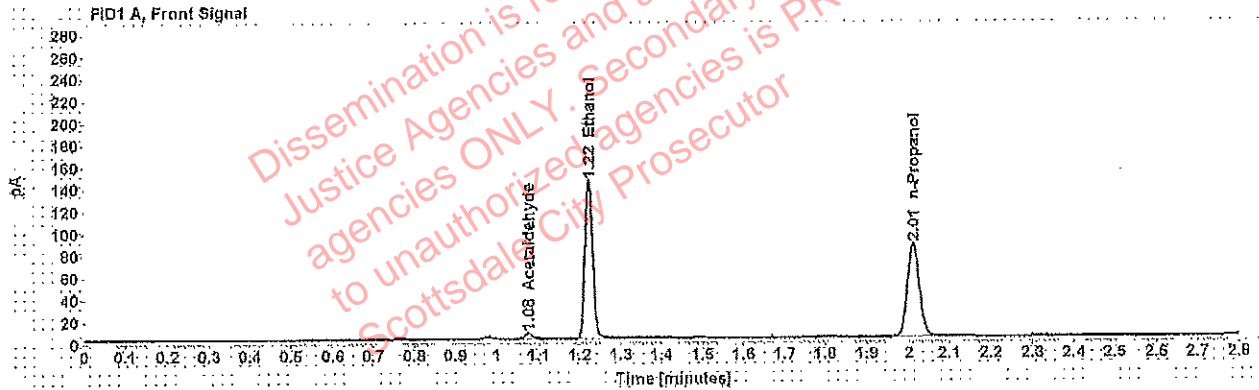


Table 1: FID 1 A (column DB-ALC1)

Compound	Amount (g/100mL)	Time (min)	Peak Area
Acetaldehyde	-----	1.076	5.048
>Ethanol	0.2835	1.222	184.083
n-Propanol	-----	2.011	172.520

Table 2: FID 2 B (column DB-ALC2)

Compound	Time (min)	Peak Area
Acetaldehyde	0.883	6.305
Ethanol	1.342	219.995
n-Propanol	2.373	203.822

Scottsdale Police Department Crime Lab Volatiles Analysis

Sample: [REDACTED]	Item number: 1225706
Injection date: 7/26/2018 3:39:27 PM	Vial: 43
Method: ethanol quant.M	Sequence: 26Jul18
Instrument: US14173023 CN14160045	Analyst: Adrian
Data file: C:\Chem32\1\1Data\26Jul18\43.D	

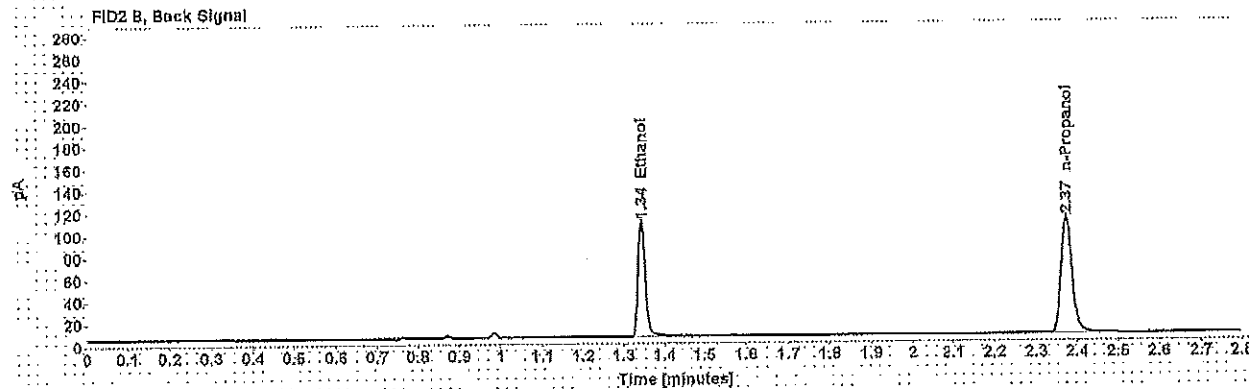
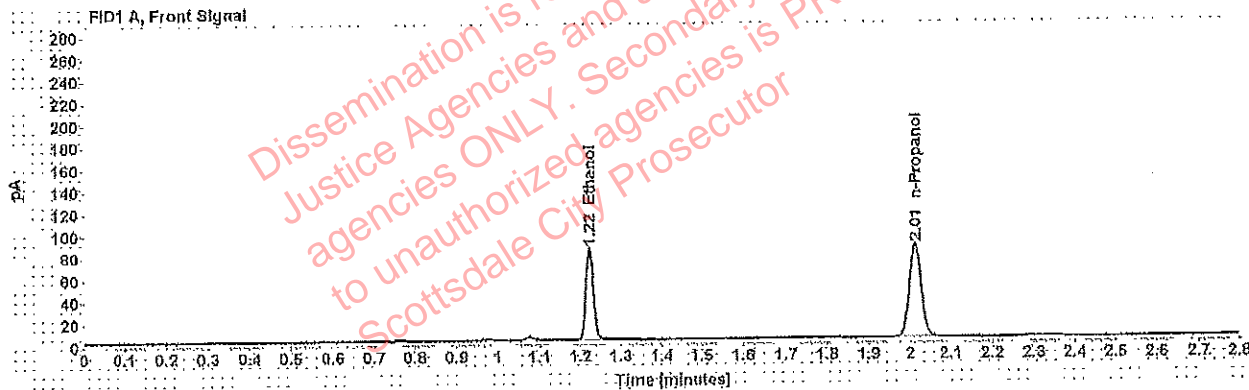


Table 1: FID 1 A (column DB-ALC1)

Compound	Amount (g/100mL)	Time (min)	Peak Area
>Ethanol	0.1639	1.223	106,659
n-Propanol	---	2.012	173,458

Table 2: FID 2 B (column DB-ALC2)

Compound	Time (min)	Peak Area
Ethanol	1.343	127,123
n-Propanol	2.374	205,049

Case: [REDACTED] User: wadrian 7/30/2018

Scottsdale Police Department Crime Lab Volatiles Analysis

Sample:	[REDACTED]	Item number:	1225706
Injection date:	7/26/2018 3:43:27 PM	Vial:	44
Method:	ethanol quant.M	Sequence:	26Jul18
Instrument:	US14173023 CN14160045	Analyst:	Adrian
Data file:	C:\Chem32\11Data\26Jul18\44.D		

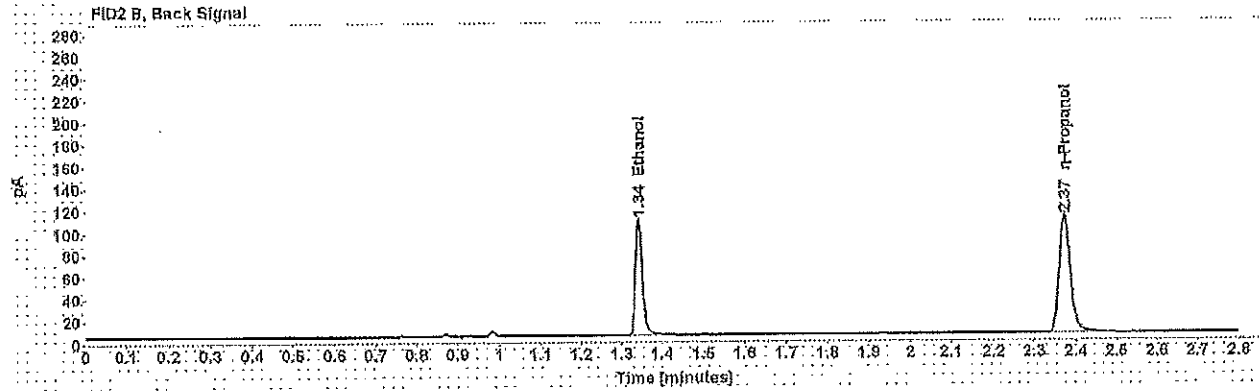
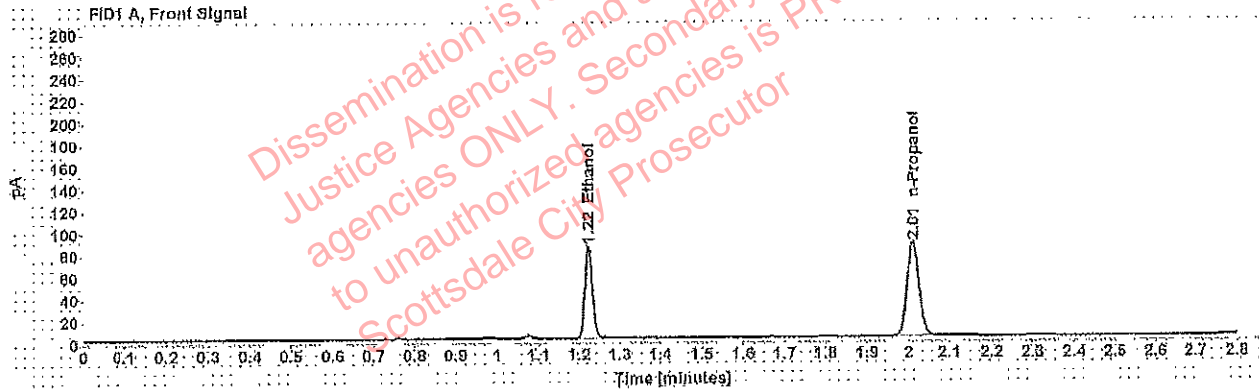


Table 1: FID 1 A (column DB-ALC1)

Compound	Amount (g/100mL)	Time (min)	Peak Area
>Ethanol	0.1642	1.222	107.531
n-Propanol	-----	2.011	174.484

Table 2: FID 2 B (column DB-ALC2)

Compound	Time (min)	Peak Area
Ethanol	1.343	127.914
n-Propanol	2.373	206.050

Case: [REDACTED] User: wadrian 7/30/2018

Scottsdale Police Department Crime Lab Volatiles Analysis

Sample:	[REDACTED]	Item number:	1194993
Injection date:	7/26/2018 3:47:27 PM	Vial:	45
Method:	ethanol quant.M	Sequence:	26Jul18
Instrument:	US14173023 CN14160045	Analyst:	Adrian
Data file:	C:\Chem32\11\Data\26Jul18\45.D		

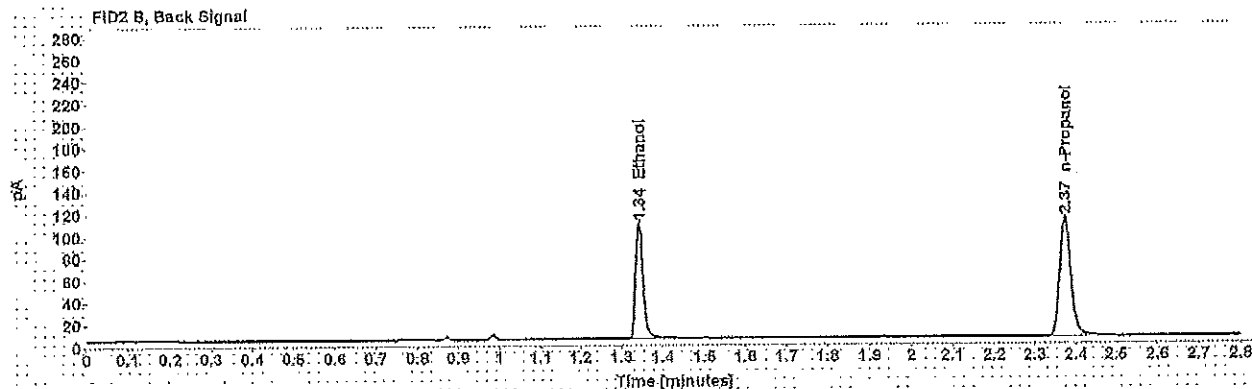
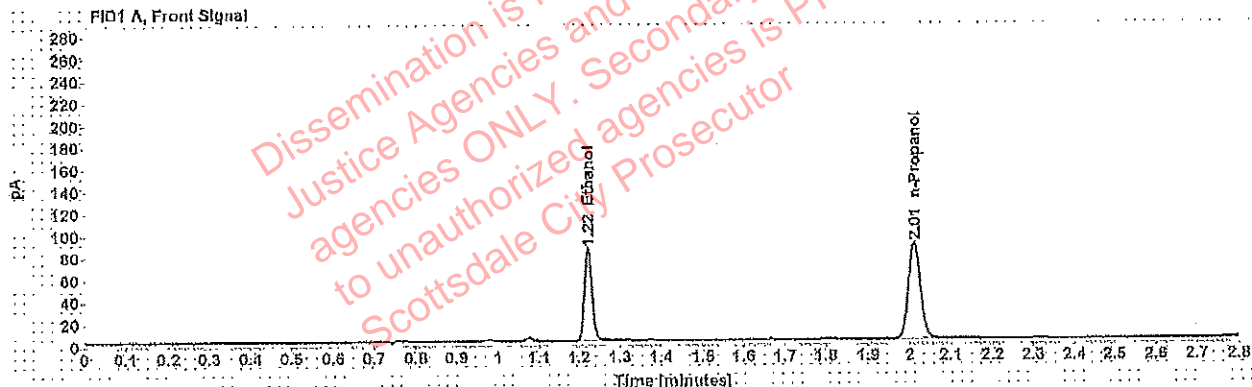


Table 1: FID 1 A (column DB-ALC1)

Compound	Amount (g/100mL)	Time (min)	Peak Area
>Ethanol	0.1621	1.222	107.863
n-Propanol	-----	2.011	177.340

Table 2: FID 2 B (column DB-ALC2)

Compound	Time (min)	Peak Area
Ethanol	1.343	128.667
n-Propanol	2.373	209.695

Case: [REDACTED] ser; wadrian 7/30/2018

Scottsdale Police Department Crime Lab Volatiles Analysis

Sample:	[REDACTED]	Item number:	1194993
Injection date:	7/26/2018 3:51:27 PM	Vial:	46
Method:	ethanol quant.M	Sequence:	26Jul18
Instrument:	US14173023 CN14160045	Analyst:	Adrian
Data file:	C:\Chem32\1\Data\26Jul18\46.D		

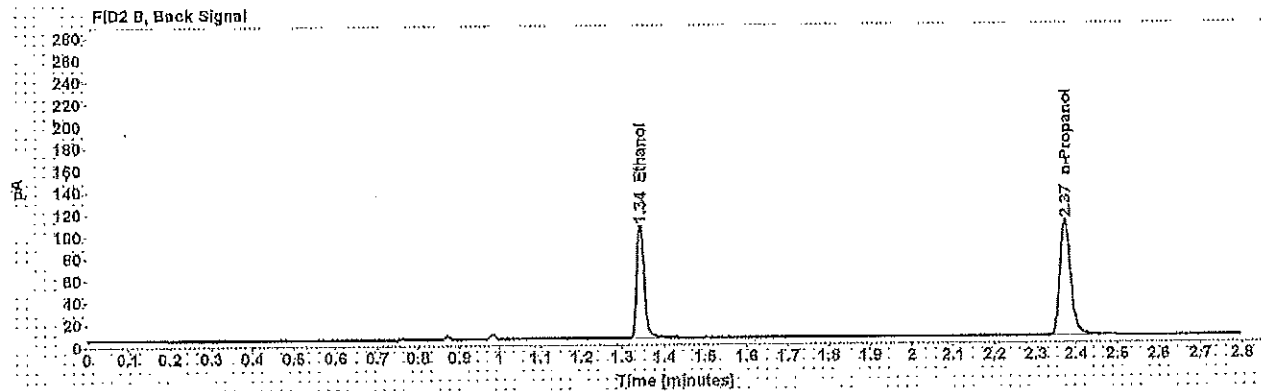
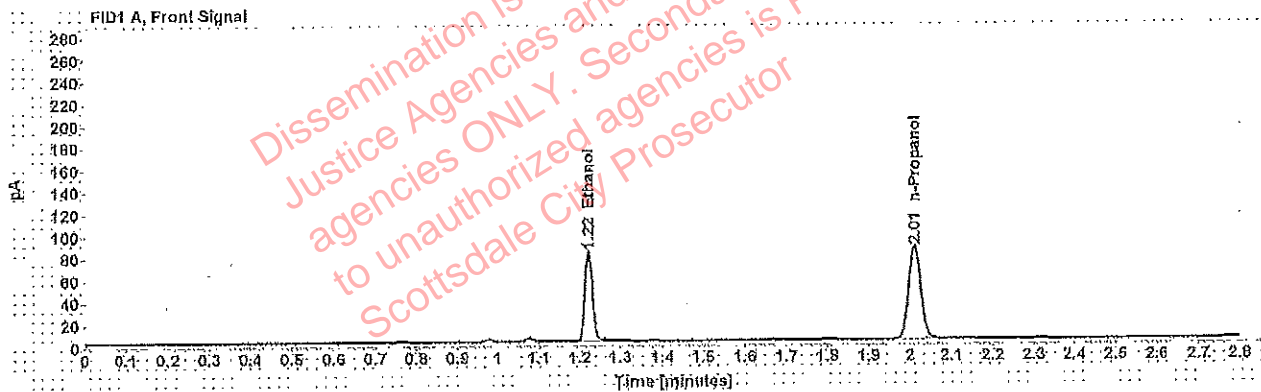


Table 1: FID 1 A (column DB-ALC1)

Compound	Amount (g/100mL)	Time (min)	Peak Area
>Ethanol	0.1621	1.222	104.550
n-Propanol	-----	2.011	171.902

Table 2: FID 2 B (column DB-ALC2)

Compound	Time (min)	Peak Area
Ethanol	1.342	124.445
n-Propanol	2.373	203.200

Scottsdale Police Department Crime Lab Volatiles Analysis

Sample: [REDACTED]	Item number: 1222020
Injection date: 7/26/2018 3:55:27 PM	Vial: 47
Method: ethanol quant.M	Sequence: 26Jul18
Instrument: US14173023 CN14160045	Analyst: Adrian
Data file: C:\Chem321\Data\26Jul18\47.D	

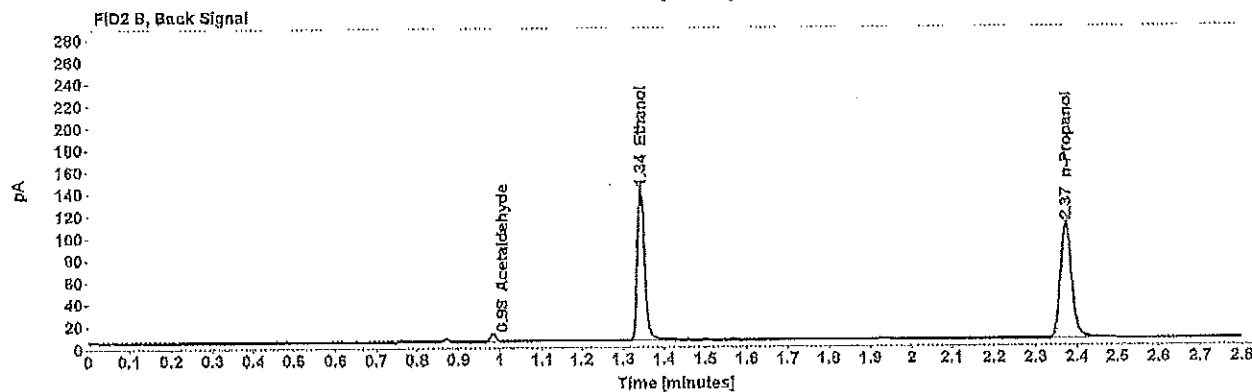
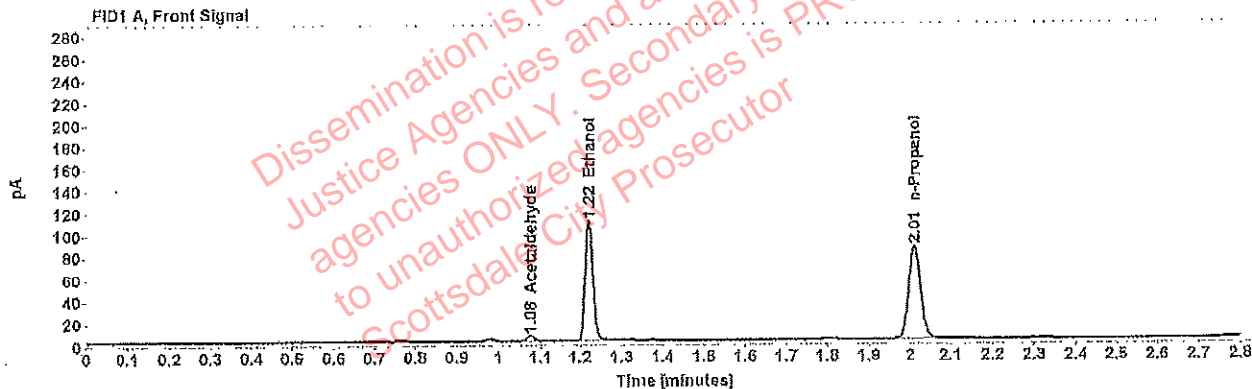


Table 1: FID 1 A (column DB-ALC1)

Compound	Amount (g/100mL)	Time (min)	Peak Area
Acetaldehyde	-----	1.076	4.934
>Ethanol	0.2167	1.222	139.465
n-Propanol	-----	2.011	171.243

Table 2: FID 2 B (column DB-ALC2)

Compound	Time (min)	Peak Area
Acetaldehyde	0.983	6.219
Ethanol	1.342	167.792
n-Propanol	2.373	202.438

Scottsdale Police Department Crime Lab Volatiles Analysis

Sample: [REDACTED]	Item number: 1222020
Injection date: 7/26/2018 3:59:27 PM	Vial: 48
Method: ethanol quant.M	Sequence: 26Jul18
Instrument: US14173023 CN14160045	Analyst: Adrian
Data file: C:\Chem32\1\Data\26Jul18\48.D	

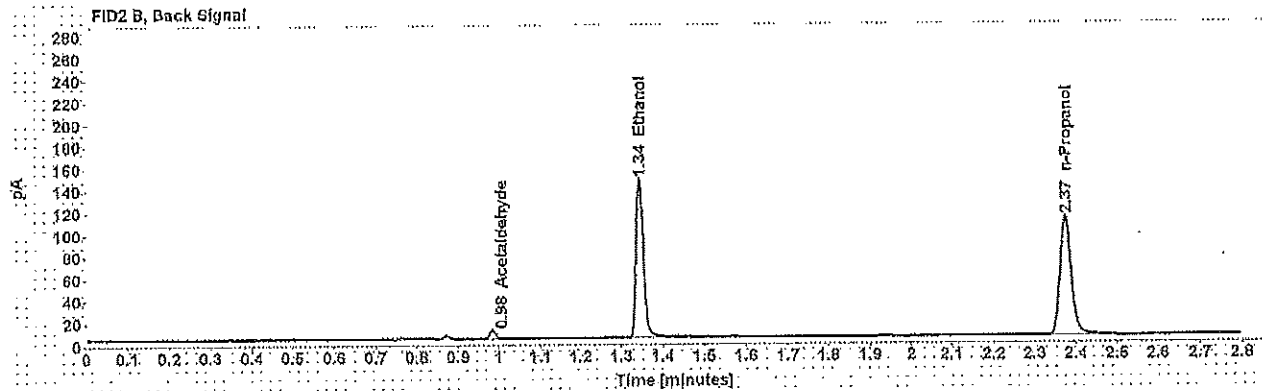
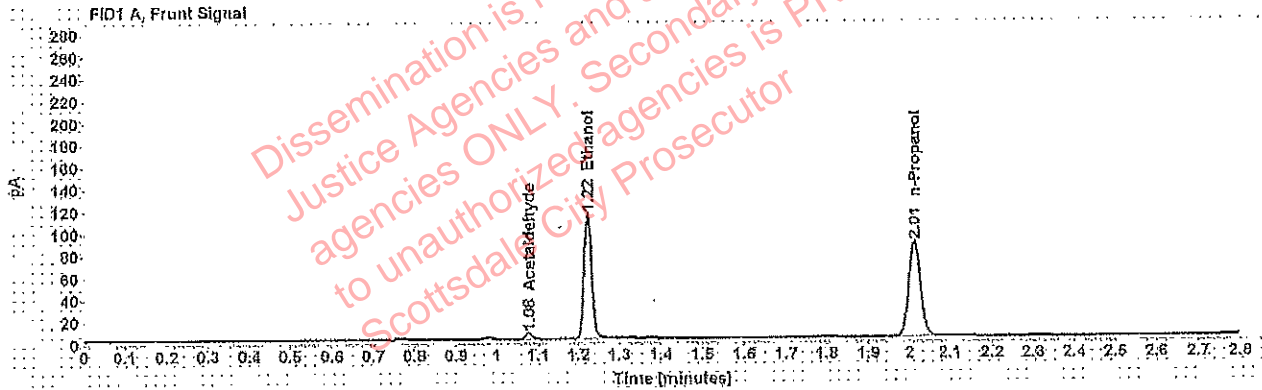


Table 1: FID 1 A (column DB-ALC1)

Compound	Amount (g/100mL)	Time (min)	Peak Area
Acetaldehyde	-----	1.077	5.329
>Ethanol	0.2208	1.223	145.273
n-Propanol	-----	2.012	175.191

Table 2: FID 2 B (column DB-ALC2)

Compound	Time (min)	Peak Area
Acetaldehyde	0.984	6.878
Ethanol	1.344	174.775
n-Propanol	2.374	207.189

Scottsdale Police Department Crime Lab Volatiles Analysis

Sample: [REDACTED]	Item number: 1226301
Injection date: 7/26/2018 4:03:42 PM	Vial: 49
Method: ethanol quant.M	Sequence: 26Jul18
Instrument: US14173023 CN14160045	Analyst: Adrian
Data file: C:\Chem32\11\Data\26Jul18\49.D	

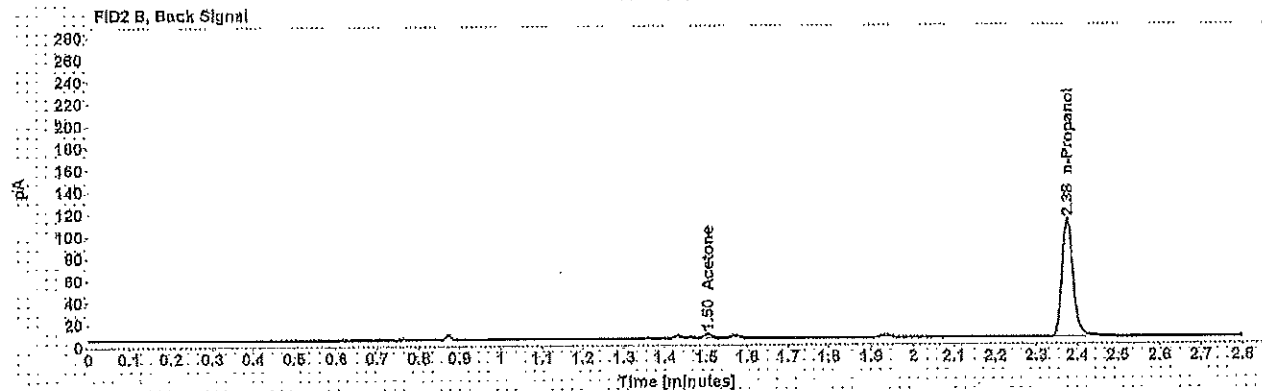
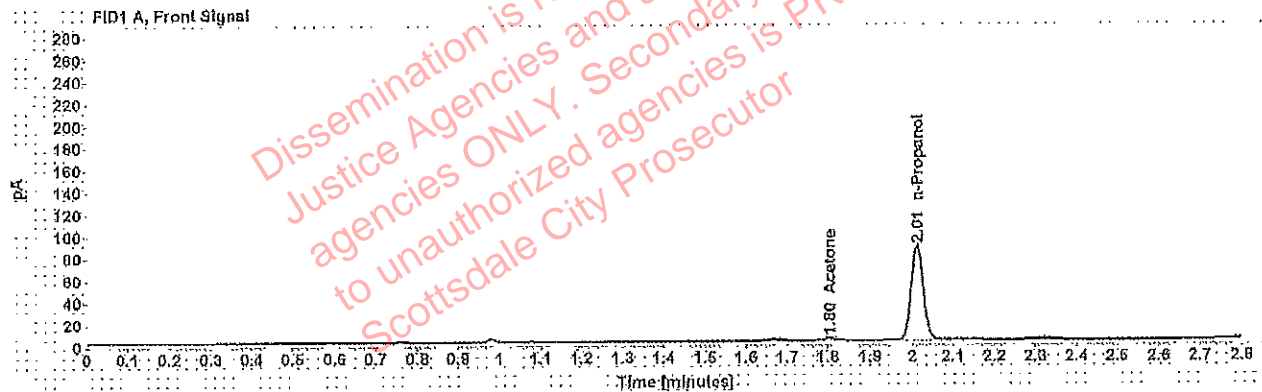


Table 1: FID 1 A (column DB-ALC1)

Compound	Amount (g/100mL)	Time (min)	Peak Area
Acetone	-----	1.804	4.043
n-Propanol	-----	2.013	175.849

Table 2: FID 2 B (column DB-ALC2)

Compound	Time (min)	Peak Area
Acetone	1.503	4.755
n-Propanol	2.375	206.441

Scottsdale Police Department Crime Lab Volatiles Analysis

Sample: [REDACTED]	Item number: 1226301
Injection date: 7/26/2018 4:07:42 PM	Vial: 50
Method: ethanol quant.M	Sequence: 26Jul18
Instrument: US14173023 CN14160045	Analyst: Adrian
Data file: C:\Chem32\1\Data\26Jul18\50.D	

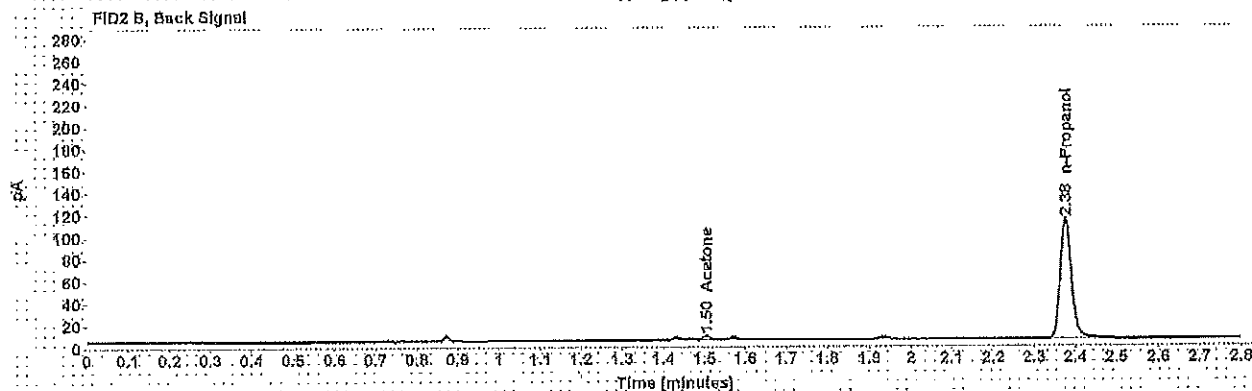



Table 1: FID 1 A (column DB-ALC1)

Compound	Amount (g/100mL)	Time (min)	Peak Area
Acetone	-----	1.804	4.124
n-Propanol	-----	2.013	178.382

Table 2: FID 2 B (column DB-ALC2)

Compound	Time (min)	Peak Area
Acetone	1.504	4.826
n-Propanol	2.376	200.132

Scottsdale Police Department Crime Lab Volatiles Analysis

Sample: [REDACTED]	Item number: 323-01A
Injection date: 7/26/2018 4:11:42 PM	Vial: 51
Method: ethanol quant.M	Sequence: 26Jul18
Instrument: US14173023 CN14160045	Analyst: Adrian
Data file: C:\Chem321\1\Data\26Jul18\51.D	

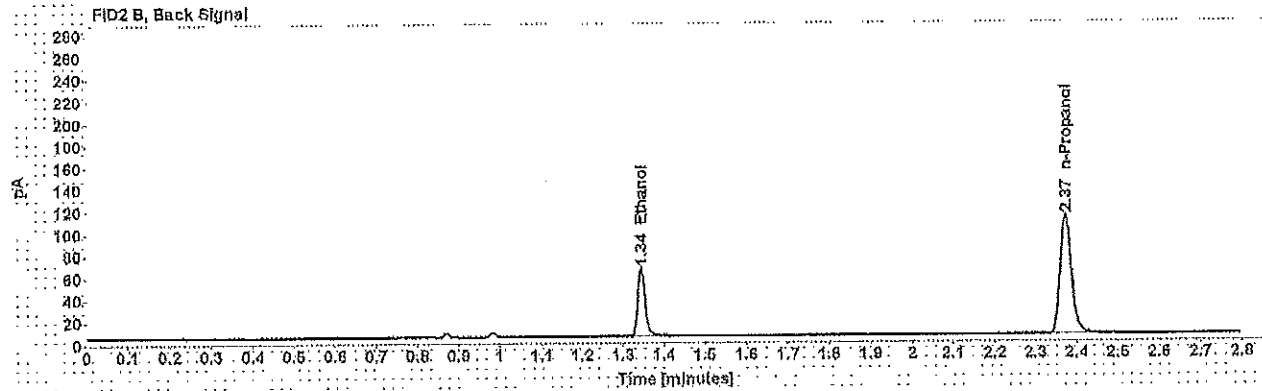
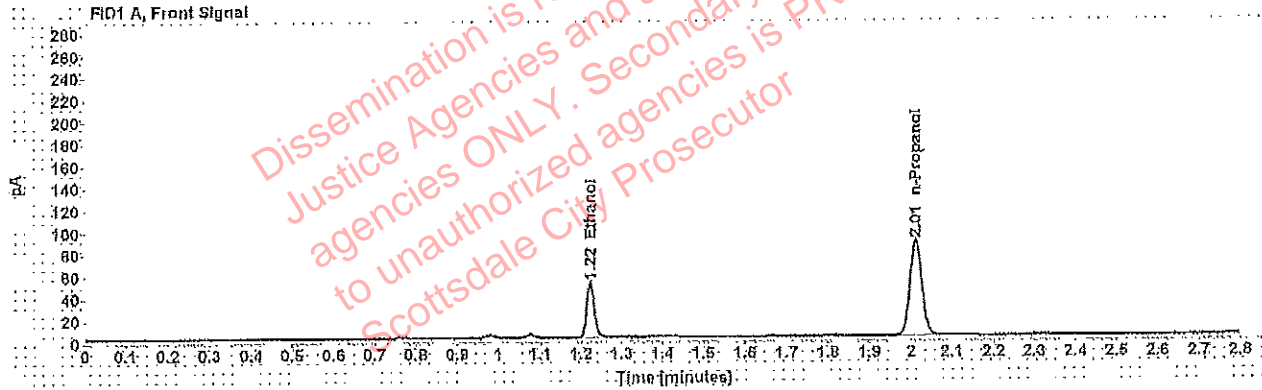


Table 1: FID 1 A (column DB-ALC1)

Compound	Amount (g/100mL)	Time (min)	Peak Area
>Ethanol	0.0969	1.223	63.983
n-Propanol	-----	2.011	176.743

Table 2: FID 2 B (column DB-ALC2)

Compound	Time (min)	Peak Area
Ethanol	1.343	75.230
n-Propanol	2.373	209.017

Scottsdale Police Department Crime Lab Volatiles Analysis

Sample: [REDACTED]	Item number: 323-01A
Injection date: 7/26/2018 4:15:42 PM	Vial: 52
Method: ethanol quant.M	Sequence: 26Jul18
Instrument: US14173023 CN14160045	Analyst: Adrian
Data file: C:\Chem3211\Data\26Jul18\52.D	

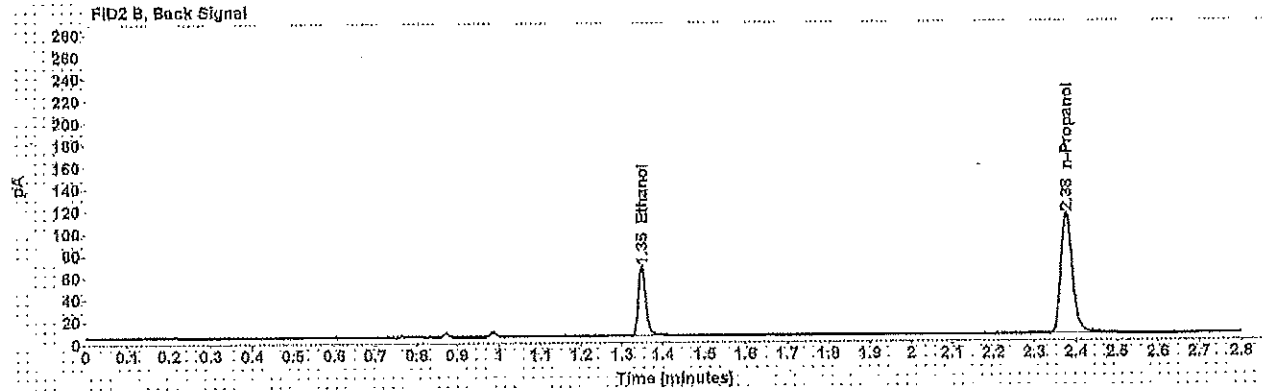
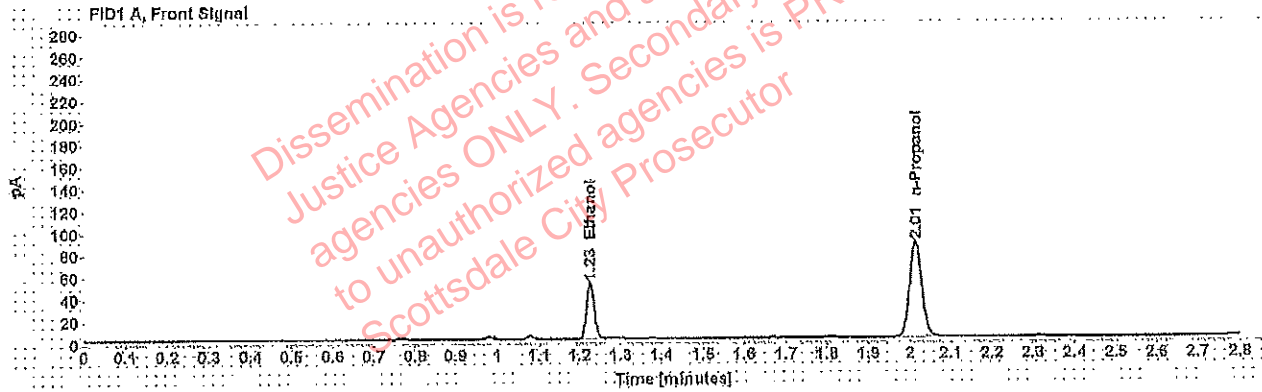


Table 1: FID 1 A (column DB-ALC1)

Compound	Amount (g/100mL)	Time (min)	Peak Area
>Ethanol	0.0983	1.226	65.173
n-Propanol	-----	2.014	177.408

Table 2: FID 2 B (column DB-ALC2)

Compound	Time (min)	Peak Area
Ethanol	1.348	77.184
n-Propanol	2.378	209.778

Case: [REDACTED] User: wadrian 7/30/2018

Scottsdale Police Department Crime Lab Volatiles Analysis

Sample:	[REDACTED]	Item number:	335-01
Injection date:	7/28/2018 4:23:42 PM	Vial:	54
Method:	ethanol quant.M	Sequence:	26Jul18
Instrument:	US14173023 CN14160045	Analyst:	Adrian
Data file:	C:\Chem32\1\Data\26Jul18\54.D		

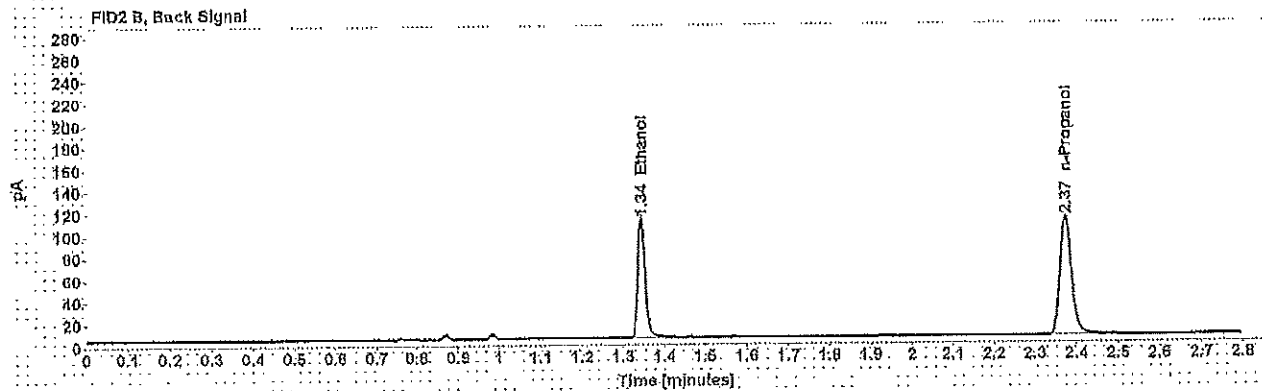
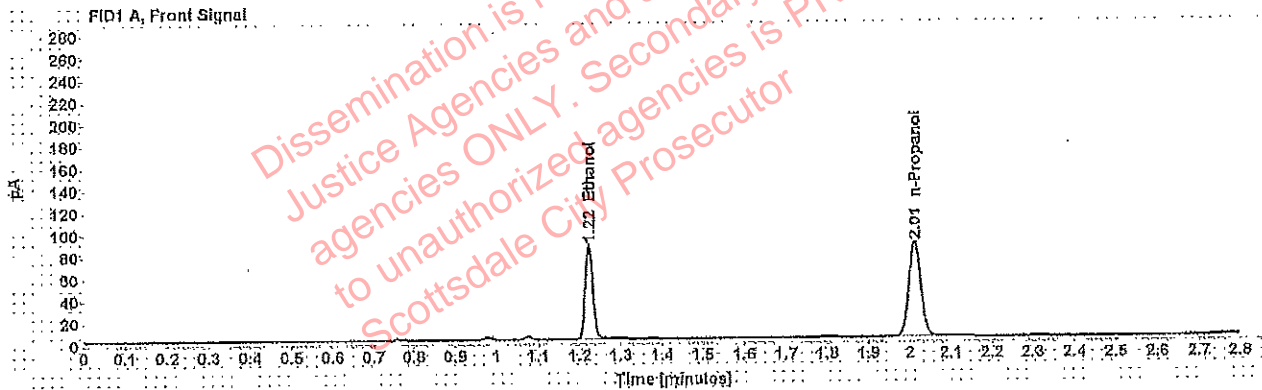


Table 1: FID 1 A (column DB-ALC1)

Compound	Amount (g/100mL)	Time (min)	Peak Area
>Ethanol	0.1674	1.223	110.228
n-Propanol	---	2.012	175.420

Table 2: FID 2 B (column DB-ALC2)

Compound	Time (min)	Peak Area
Ethanol	1.343	132.655
n-Propanol	2.373	208.503

Scottsdale Police Department Crime Lab Volatiles Analysis

Sample: [REDACTED]	Item number: 335-01
Injection date: 7/26/2018 4:27:57 PM	Vial: 55
Method: ethanol quant.M	Sequence: 26Jul18
Instrument: US14173023 CN14160045	Analyst: Adrian
Data file: C:\Chem32\1\Data\26Jul18\55.D	

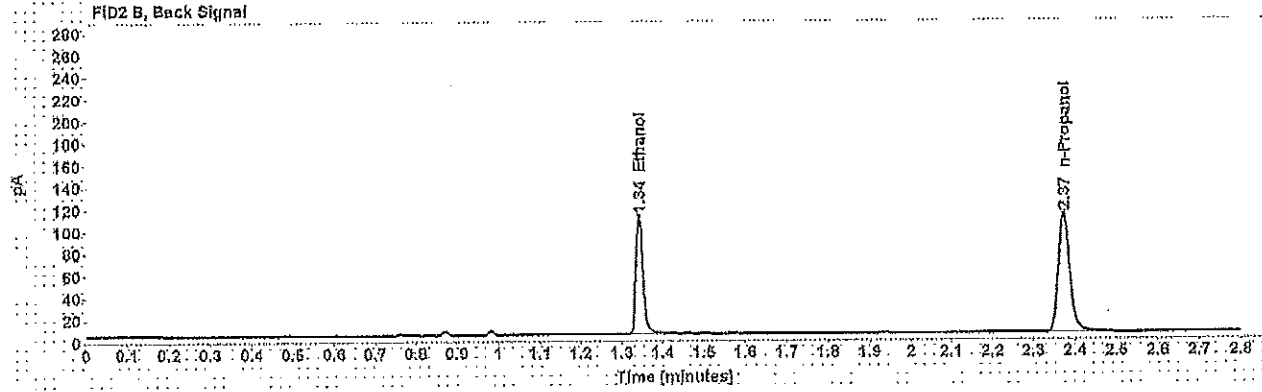
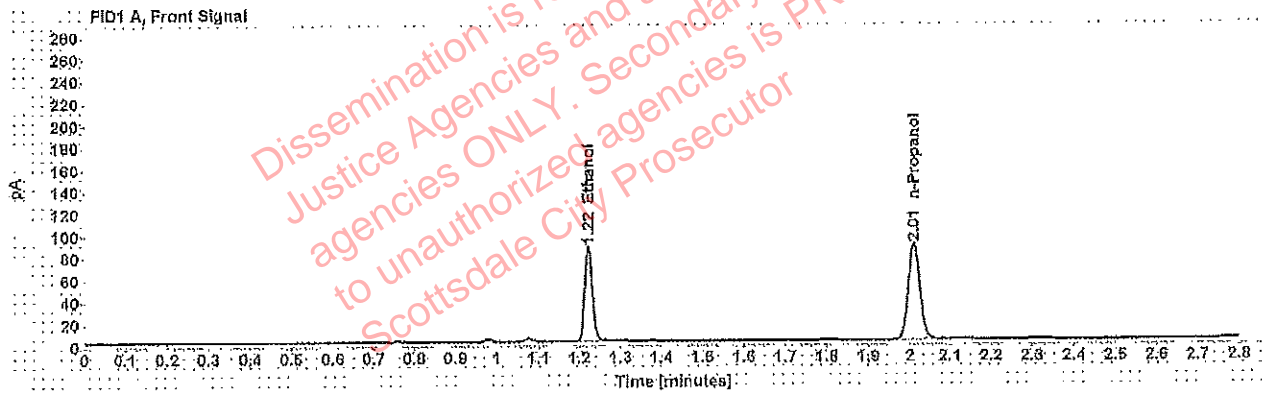


Table 1: FID 1 A (column DB-ALC1)

Compound	Amount (g/100mL)	Time (min)	Peak Area
>Ethanol	0.1663	1.222	110.324
n-Propanol	----	2.011	176.774

Table 2: FID 2 B (column DB-ALC2)

Compound	Time (min)	Peak Area
Ethanol	1.343	132.573
n-Propanol	2.373	210.314

Scottsdale Police Department Crime Lab Volatiles Analysis

Sample: [REDACTED]	Item number: 1221794
Injection date: 7/26/2018 4:31:58 PM	Vial: 56
Method: ethanol quant.M	Sequence: 26Jul18
Instrument: US14173023 CN14160045	Analyst: Adrian
Data file: C:\Chem32\1\Data\26Jul18\56.D	

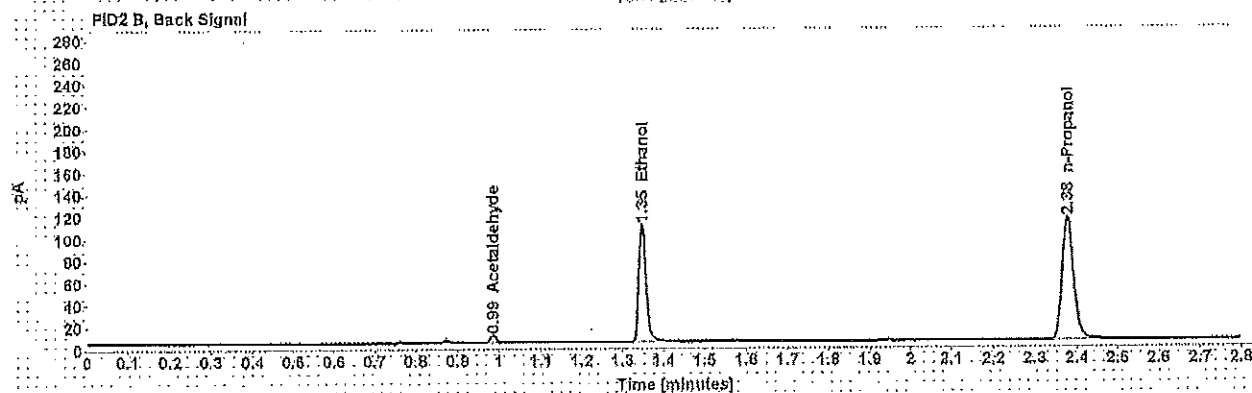
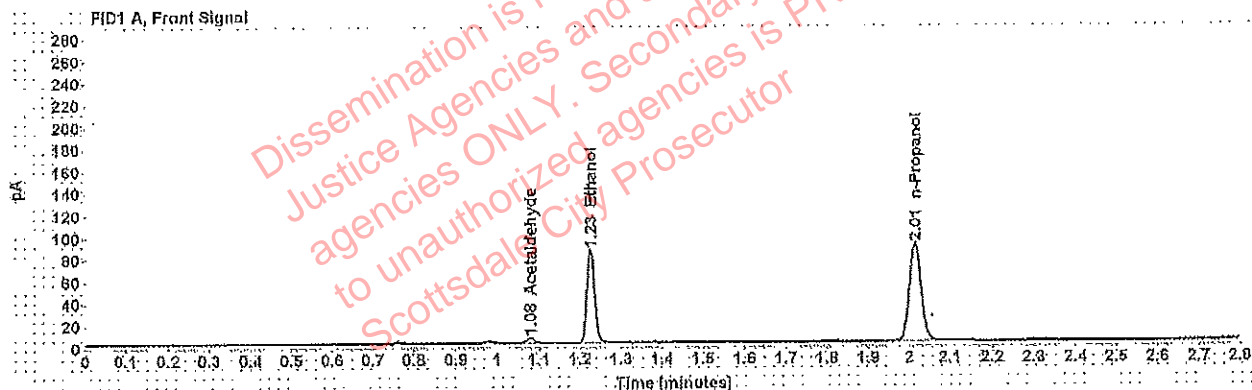


Table 1: FID 1 A (column DB-ALC1)

Compound	Amount (g/100mL)	Time (min)	Peak Area
Acetaldehyde	-----	1.078	4.846
>Ethanol	0.1610	1.226	109.014
n-Propanol	-----	2.015	180.427

Table 2: FID 2 B (column DB-ALC2)

Compound	Time (min)	Peak Area
Acetaldehyde	0.986	6.041
Ethanol	1.348	129.474
n-Propanol	2.378	214.031

Case: [REDACTED] User: wadrian 7/30/2018

Scottsdale Police Department Crime Lab Volatiles Analysis

Sample:	[REDACTED]	Item number:	1221794
Injection date:	7/26/2018 4:35:57 PM	Vial:	57
Method:	ethanol quant.M	Sequence:	26Jul18
Instrument:	US14173023 CN14160045	Analyst:	Adrian
Data file:	C:\Chem32\11\Data\26Jul18\57.D		

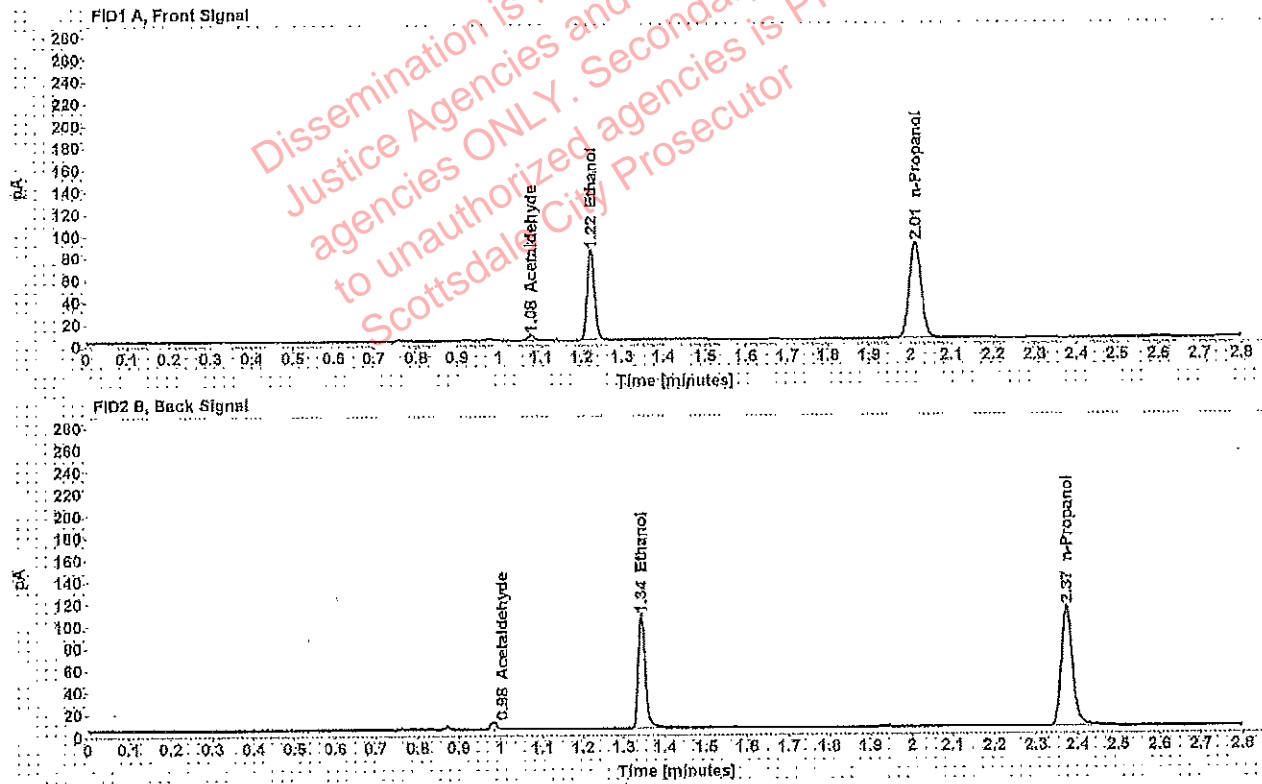


Table 1: FID 1 A (column DB-ALC1)

Compound	Amount (g/100mL)	Time (min)	Peak Area
Acetaldehyde	-----	1.076	4.990
>Ethanol	0.1575	1.222	104.651
n-Propanol	-----	2.012	177.060

Table 2: FID 2 B (column DB-ALC2)

Compound	Time (min)	Peak Area
Acetaldehyde	0.983	6.258
Ethanol	1.343	125.886
n-Propanol	2.373	209.878

Case: [REDACTED] User: wadrian 7/30/2018

Scottsdale Police Department Crime Lab Volatiles Analysis

Sample: [REDACTED]	Item number: 1222931
Injection date: 7/26/2018 4:39:57 PM	Vial: 58
Method: ethanol quant.M	Sequence: 26Jul18
Instrument: US14173023 CN14160045	Analyst: Adrian
Data file: C:\Chem32\1\Data\26Jul18\58.D	

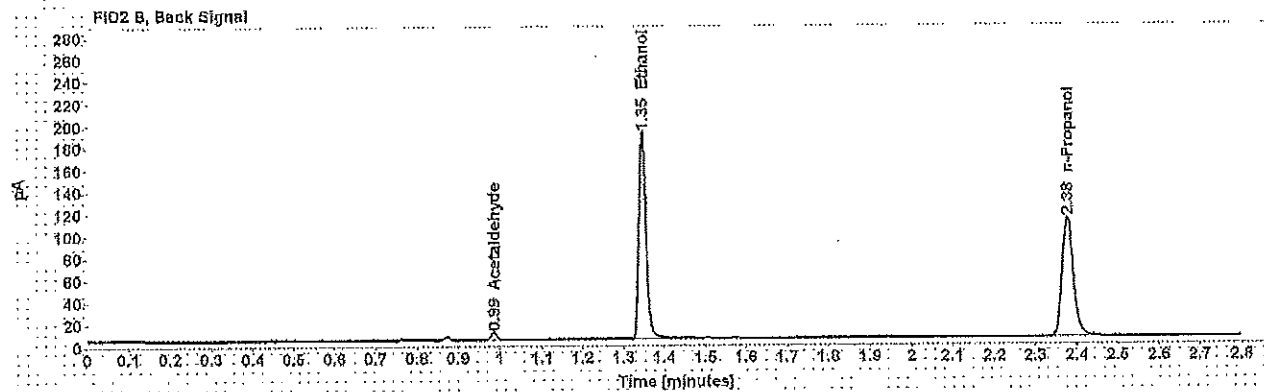
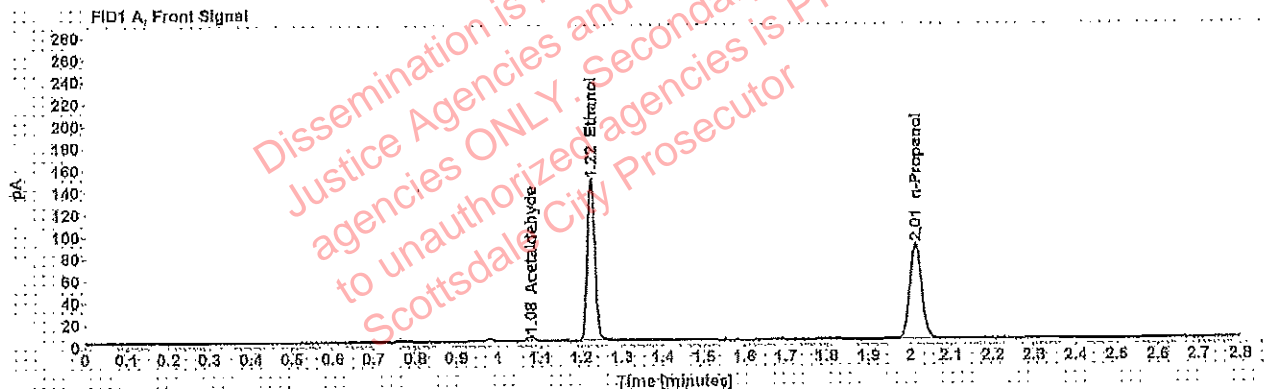


Table 1: FID 1 A (column DB-ALC1)

Compound	Amount (g/100mL)	Time (min)	Peak Area
Acetaldehyde	---	1.078	4.673
>Ethanol	0.2851	1.224	188.562
n-Propanol	---	2.014	175.737

Table 2: FID 2 B (column DB-ALC2)

Compound	Time (min)	Peak Area
Acetaldehyde	0.985	5.873
Ethanol	1.346	227.406
n-Propanol	2.377	208.877

Scottsdale Police Department Crime Lab Volatiles Analysis

Sample: [REDACTED]	Item number: 1222931
Injection date: 7/26/2018 4:43:57 PM	Vial: 59
Method: ethanol quant.M	Sequence: 26Jul18
Instrument: US14173023 CN14160045	Analyst: Adrian
Data file: C:\Chem32\1\Data\26Jul18\59.D	

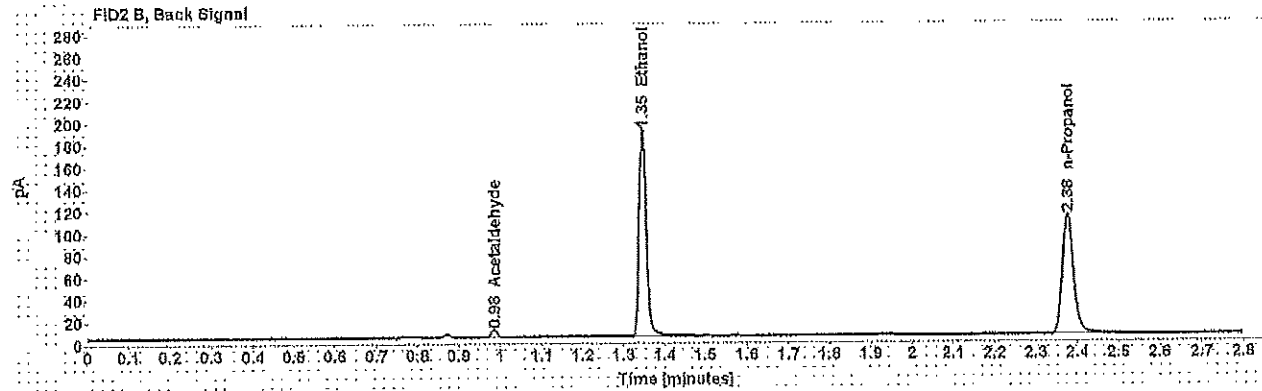
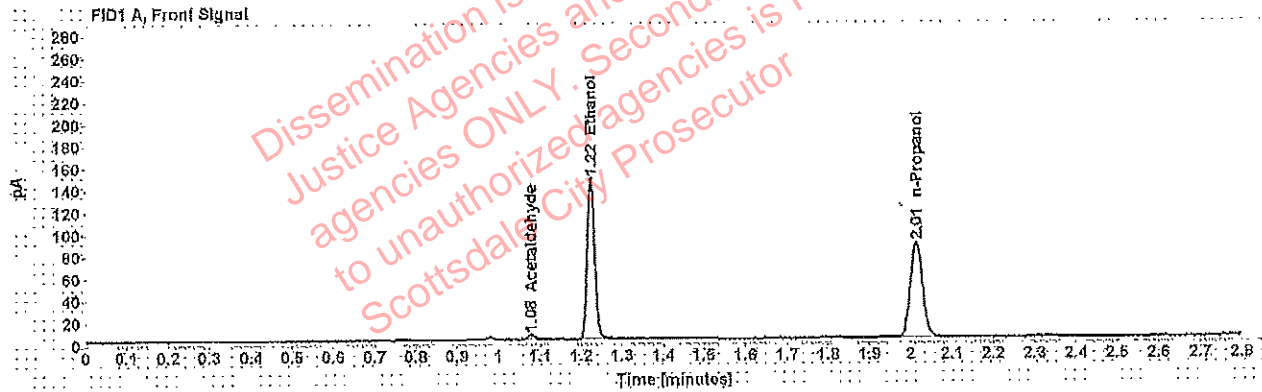


Table 1: FID 1 A (column DB-ALC1)

Compound	Amount (g/100mL)	Time (min)	Peak Area
Acetaldehyde	-----	1.078	4.734
>Ethanol	0.2646	1.224	188.357
n-Propanol	-----	2.014	175.887

Table 2: FID 2 B (column DB-ALC2)

Compound	Time (min)	Peak Area
Acetaldehyde	0.985	5.931
Ethanol	1.346	226.961
n-Propanol	2.376	208.909

Case: [REDACTED] User: wadrian 7/30/2018

Scottsdale Police Department Crime Lab Volatiles Analysis

Sample:	[REDACTED]	Item number:	1222805
Injection date:	7/26/2018 4:47:57 PM	Vial:	60
Method:	ethanol quant.M	Sequence:	26Jul18
Instrument:	US14173023 CN14160045	Analyst:	Adrian
Data file:	C:\Chem32\1\Data\26Jul18\60.D		

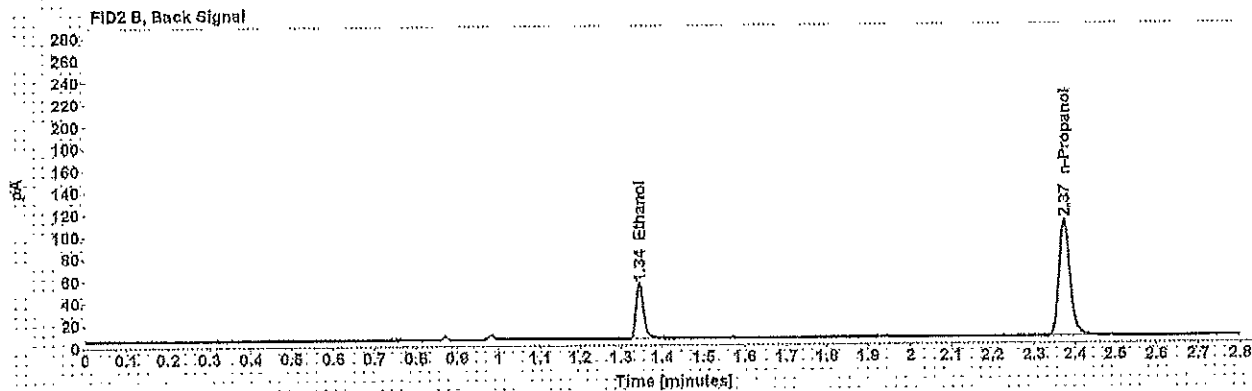
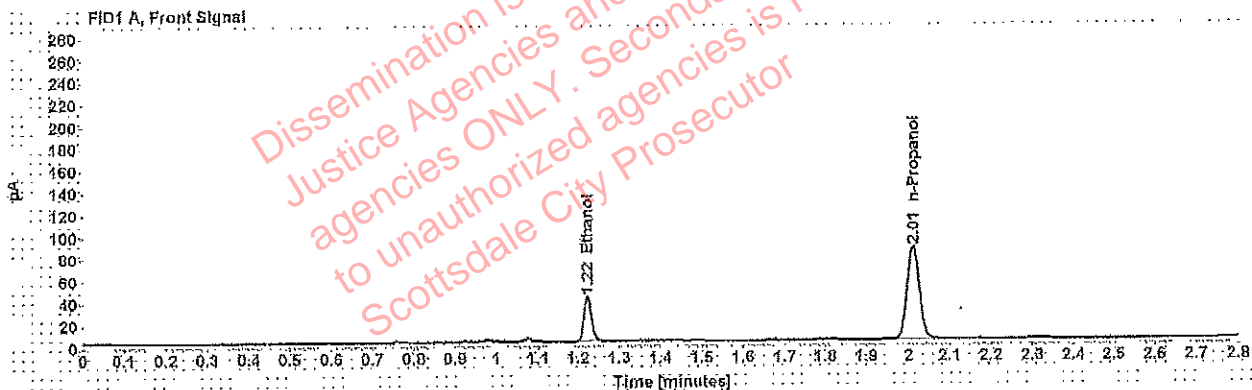


Table 1: FID 1 A (column DB-ALC1)

Compound	Amount (g/100mL)	Time (min)	Peak Area
>Ethanol	0.0811	1.223	51.915
n-Propanol	-----	2.012	171.859

Table 2: FID 2 B (column DB-ALC2)

Compound	Time (min)	Peak Area
Ethanol	1.344	61.168
n-Propanol	2.374	203.378

Scottsdale Police Department Crime Lab Volatiles Analysis

Sample: [REDACTED]	Item number: 1222805
Injection date: 7/26/2018 4:52:12 PM	Vial: 61
Method: ethanol quant.M	Sequence: 26Jul18
Instrument: US14173023 CN14160045	Analyst: Adrian
Data file: C:\Chem32\1\Data\26Jul18\61.D	

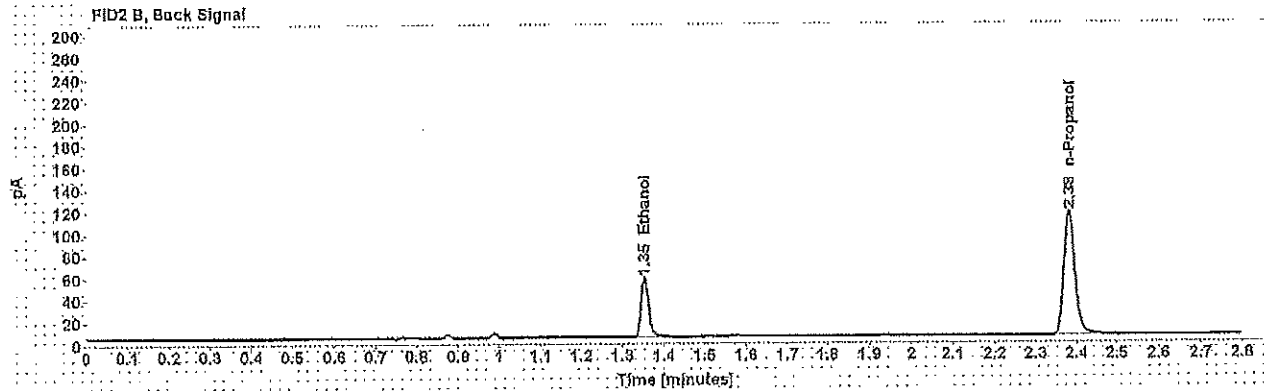
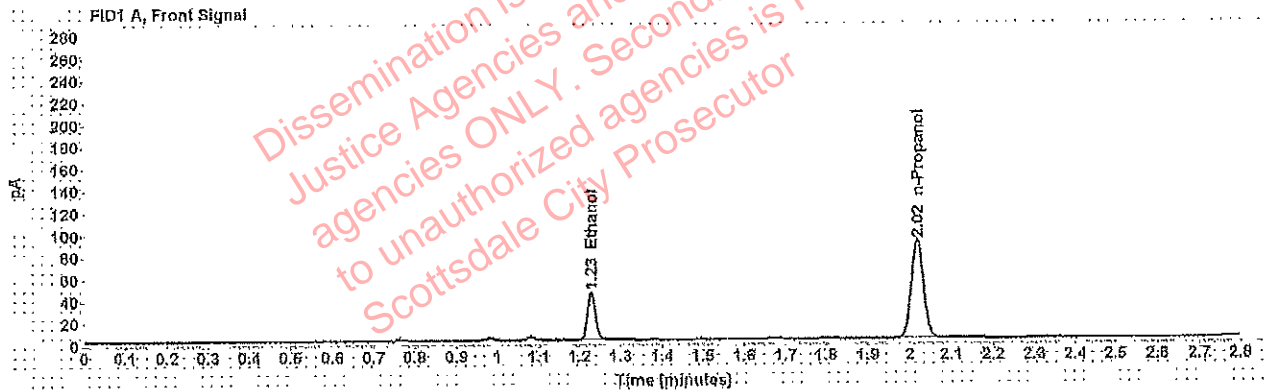


Table 1: FID 1 A (column DB-ALC1)

Compound	Amount (g/100mL)	Time (min)	Peak Area
>Ethanol	0.0830	1.229	56.554
n-Propanol	-----	2.017	182.729

Table 2: FID 2 B (column DB-ALC2)

Compound	Time (min)	Peak Area
Ethanol	1.353	86.716
n-Propanol	2.382	216.730

Scottsdale Police Department Crime Lab Volatiles Analysis

Sample: [REDACTED]	Item number: 1223450
Injection date: 7/26/2018 4:56:12 PM	Vial: 62
Method: ethanol quant.M	Sequence: 26Jul18
Instrument: US14173023 CN14160045	Analyst: Adrian
Data file: C:\Chem3211\Data\26Jul18\62.D	

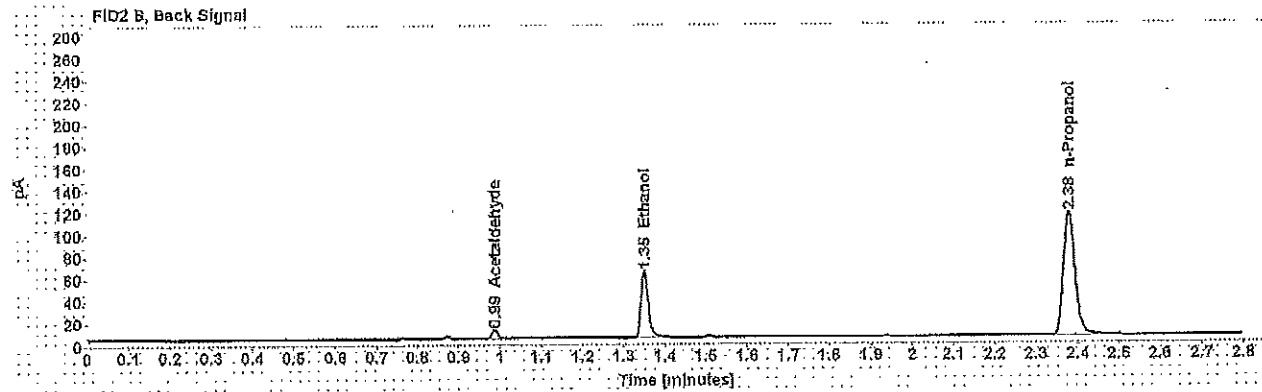
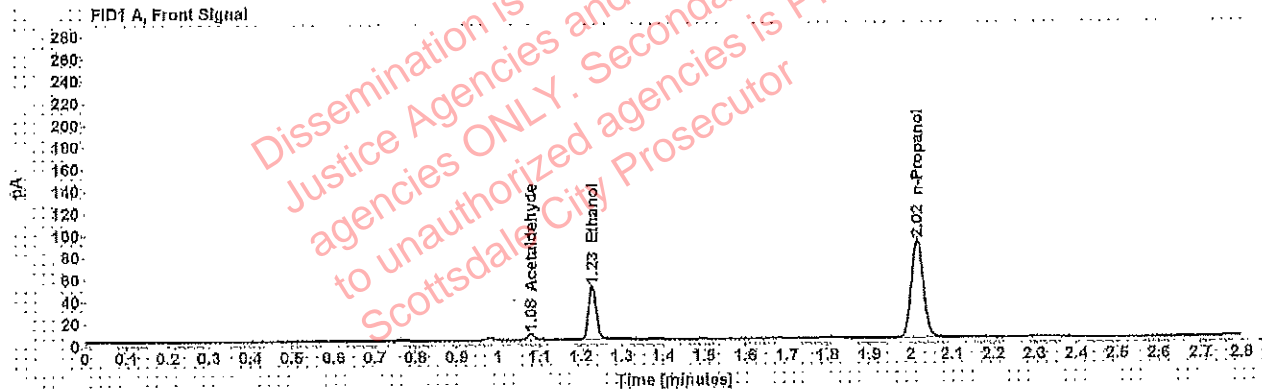


Table 1: FID 1 A (column DB-ALC1)

Compound	Amount (g/100mL)	Time (min)	Peak Area
Acetaldehyde	-----	1.079	5.585
>Ethanol	0.0921	1.227	62.515
n-Propanol	-----	2.016	181.762

Table 2: FID 2 B (column DB-ALC2)

Compound	Time (min)	Peak Area
Acetaldehyde	0.987	6.988
Ethanol	1.350	73.936
n-Propanol	2.379	215.619

Scottsdale Police Department Crime Lab Volatiles Analysis

Sample: [REDACTED]	Item number: 1223450
Injection date: 7/26/2018 5:00:12 PM	Vial: 63
Method: ethanol quant.M	Sequence: 26Jul18
Instrument: US14173023 CN14100045	Analyst: Adrian
Data file: C:\Chem32\1\Data\26Jul18\63.D	

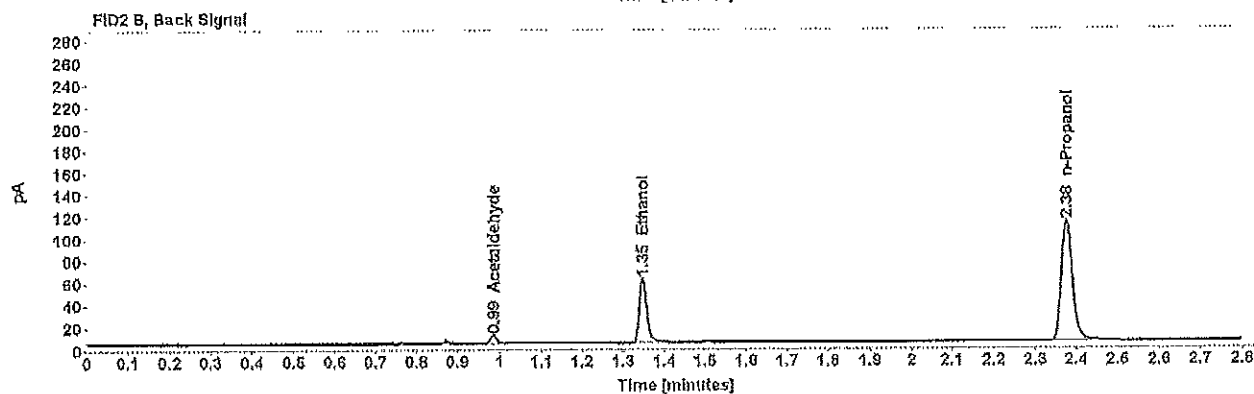
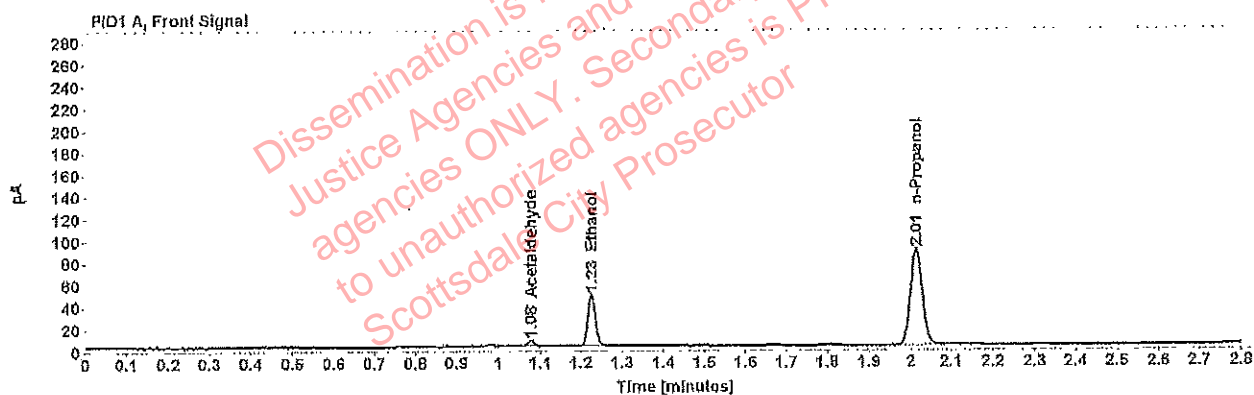


Table 1: FID 1 A (column DB-ALC1)

Compound	Amount (g/100mL)	Time (min)	Peak Area
Acetaldehyde	-----	1.078	5.428
>Ethanol	0.0912	1.225	60.475
n-Propanol	-----	2.014	177.700

Table 2: FID 2 B (column DB-ALC2)

Compound	Time (min)	Peak Area
Acetaldehyde	0.985	6.773
Ethanol	1.348	70.895
n-Propanol	2.377	210.640