

SCOTTSDALE POLICE DEPARTMENT CRIME LABORATORY BLOOD ALCOHOL FACE SHEET

ANALYSIS DATE 2/25/20 SEQUENCE NAME 25Feb20

EQUIPMENT

Pipettor Hamilton ML600EH7497 Hamilton ML600GJ10749
 Gas Chromatograph Agilent US14173023

INSTRUMENT CALIBRATION

Vial 1 0.02 calibrator Lot FN03241604 Coefficient of determination (r²)
 Vial 2 0.10 calibrator Lot FN02271802 0.99999
 Vial 3 0.20 calibrator Lot FN06231704
 Vial 4 0.40 calibrator Lot FN05131606

CALIBRATION VERIFICATION AND RESOLUTION TEST


Vial	Sample	Expected result	Measured result	Manufacturer/lot
5	Blank	Not detected	Not detected	SPD lab 121219
6	Volatiles mix	6 compounds	6 compounds	SPD lab 070819
7	Aqueous control	0.400 g/dL	0.404 g/dL	Lipomed 11092018-A
8	Aqueous control	0.040 g/dL	0.041 g/dL	Lipomed 14082019-B
9	Blood control	0.198 g/dL	0.202 g/dL	ACQ 407041529/13
20	Aqueous control	0.080 g/dL	0.081 g/dL	Lipomed 03102016-A/1
31	Aqueous control	0.150 g/dL	0.152 g/dL	Lipomed 09022015-C
42	Blood control	0.198 g/dL	0.203 g/dL	ACQ 407041529/13
53	Aqueous control	0.080 g/dL	0.081 g/dL	Lipomed 03102016-A/1
60	Aqueous control	0.400 g/dL	0.402 g/dL	Lipomed 11092018-A
61	Aqueous control	0.040 g/dL	0.040 d/dL	Lipomed 14082019-B
62	Blood control	0.198 g/dL	0.199 g/dL	ACQ 407041529/13
63	Blank	Not detected	Not detected	SPD lab 040919WB

SUBJECT SAMPLES

Subjects in the sequence 19 Subjects requiring reanalysis 0

ADDITIONAL NOTES: All testing proceeded as expected. The run also included four proficiency samples.

Run valid
 Run invalid


 Analyst

Run valid
 Run invalid


 Technical Reviewer

Scottsdale Police Department Crime Laboratory Sequence Quality Assurance Summary

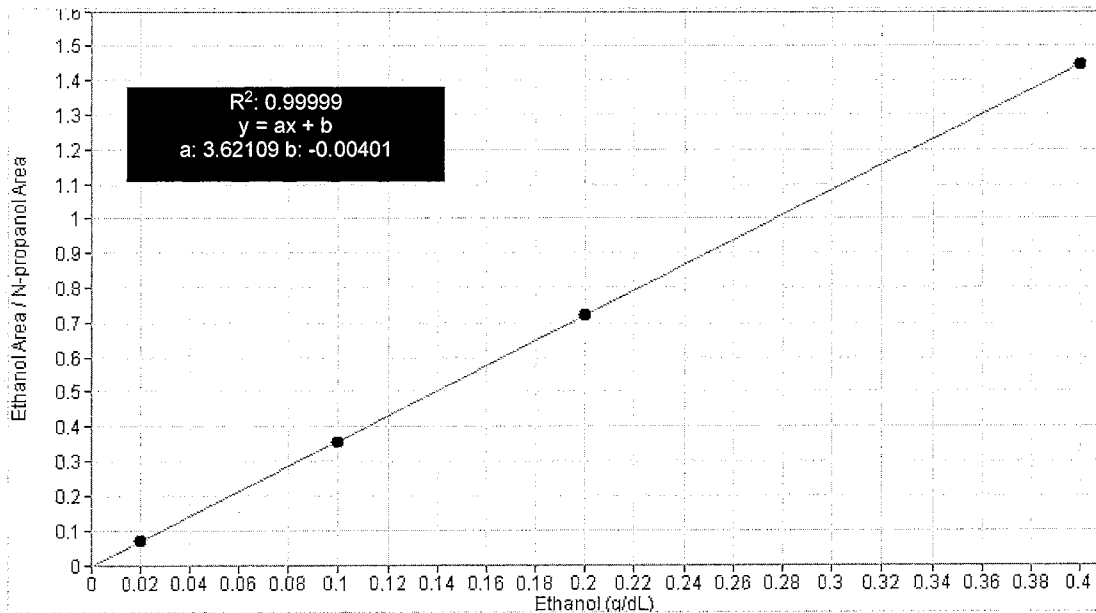
SEQUENCE NAME: 25Feb20

ANALYST: Brooke AB

Sample Name	Vial	Measured Value (g/dL)	Expected Value (g/dL)	Percent Difference	Absolute Difference (g/dL)
blank 121219	5	negative	negative	-	-
0.400 11092018-A	7	0.404	0.400	1.00	0.004
0.040 14082019-B	8	0.041	0.040	2.50	0.001
0.198 407041529/13	9	0.202	0.198	2.02	0.004
0.080 03102016-A/1	20	0.081	0.080	1.25	0.001
0.150 09022015-C	31	0.152	0.150	1.33	0.002
0.198 407041529/13	42	0.203	0.198	2.53	0.005
0.080 03102016-A/1	53	0.081	0.080	1.25	0.001
0.400 11092018-A	60	0.402	0.400	0.50	0.002
0.040 14082019-B	61	0.040	0.040	0.00	0.000
0.198 407041529/13	62	0.199	0.198	0.51	0.001
blank 040919VVB	63	negative	negative	-	-

Calibrator	Ethanol Area	N-propanol Area	Ratio
0.020	12.374	175.207	0.071
0.100	59.598	167.747	0.355
0.200	121.158	168.223	0.720
0.400	243.436	168.466	1.445

Calibration Line



Scottsdale Police Department Crime Lab Volatiles Analysis

Sample: FN03241604	Vial: 1
Description: 0.020 calibrator	Sequence: 25Feb20
Method: ethanol quant.M	Injection date: 2/25/2020 1:11:13 PM
Instrument: US14173023 CN14160045	Analyst: Brooke <i>RB</i>
Data file: C:\Chem32\1\Data\25Feb20\1.D	

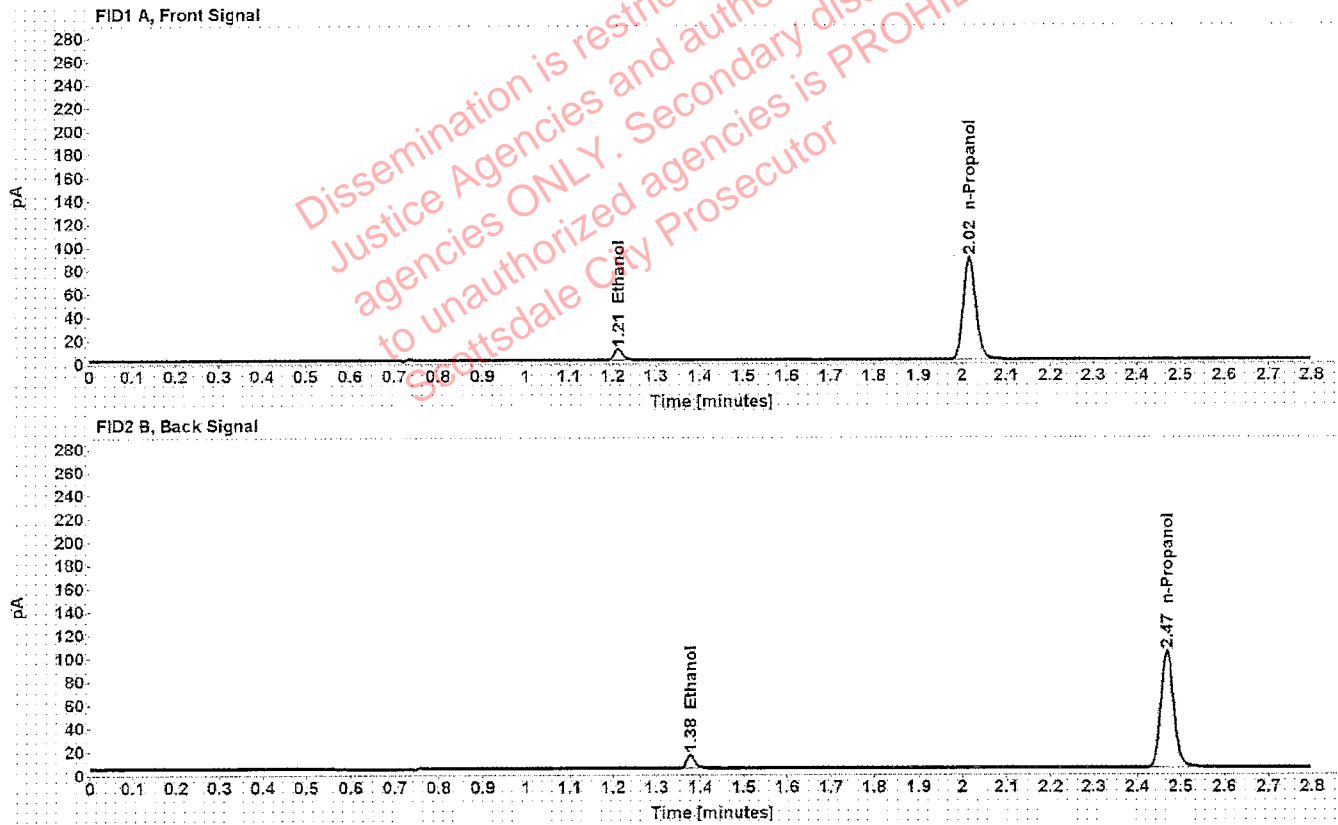


Table 1: FID 1 A (column DB-ALC1)

Compound	Time (min)	Peak Area
Ethanol	1.213	12.374
n-Propanol	2.016	175.207

Table 2: FID 2 B (column DB-ALC2)

Compound	Time (min)	Peak Area
Ethanol	1.377	14.918
n-Propanol	2.469	206.200

Scottsdale Police Department Crime Lab Volatiles Analysis

Sample: FN02271802	Vial: 2
Description: 0.100 calibrator	Sequence: 25Feb20
Method: ethanol quant.M	Injection date: 2/25/2020 1:15:13 PM
Instrument: US14173023 CN14160045	Analyst: Brooke
Data file: C:\Chem32\1\Data\25Feb20\2.D	

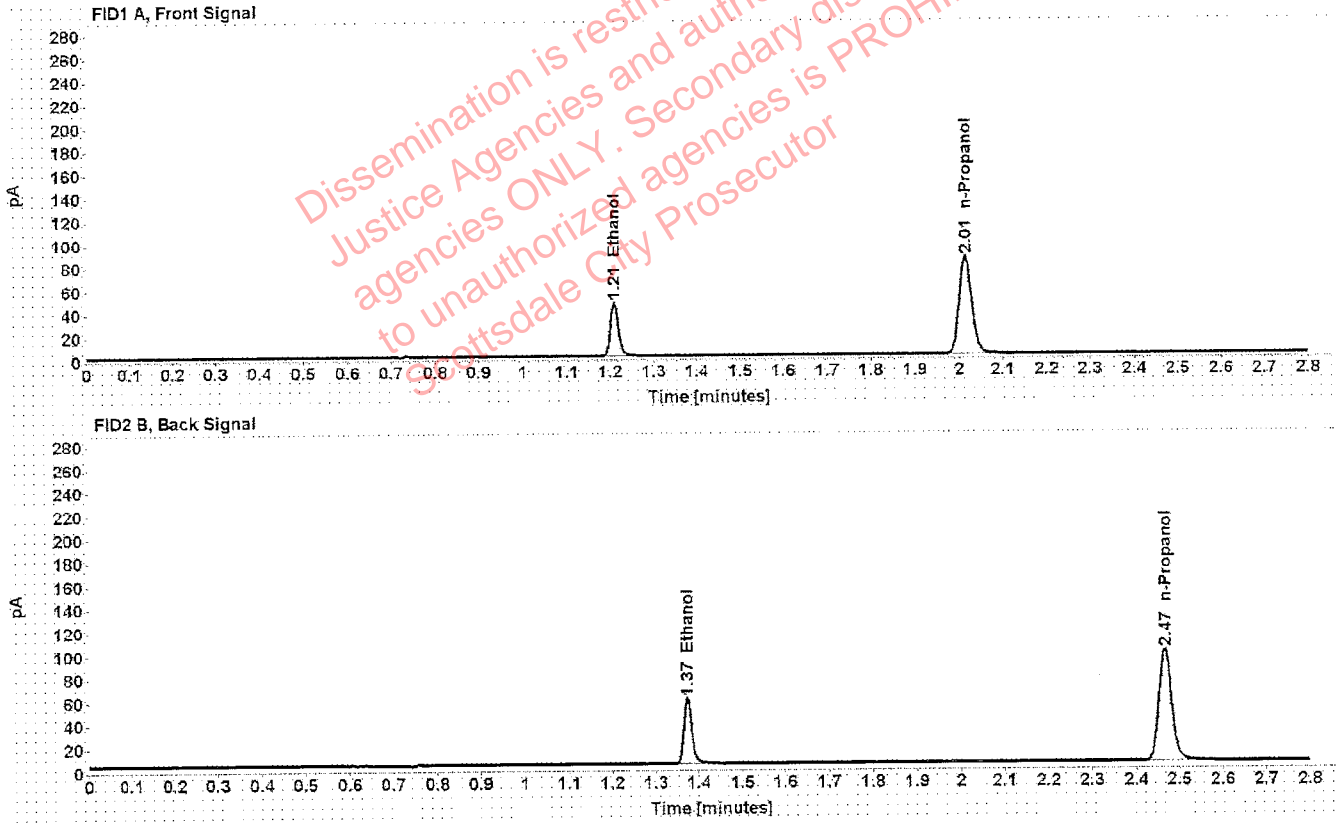


Table 1: FID 1 A (column DB-ALC1)

Compound	Time (min)	Peak Area
Ethanol	1.209	59.598
n-Propanol	2.014	167.747

Table 2: FID 2 B (column DB-ALC2)

Compound	Time (min)	Peak Area
Ethanol	1.373	72.379
n-Propanol	2.466	198.033

Scottsdale Police Department Crime Lab Volatiles Analysis

Sample: FN06231704	Vial: 3
Description: 0.200 calibrator	Sequence: 25Feb20
Method: ethanol quant.M	Injection date: 2/25/2020 1:19:12 PM
Instrument: US14173023 CN14160045	Analyst: Brooke <i>RB</i>
Data file: C:\Chem32\1\Data\25Feb20\3.D	

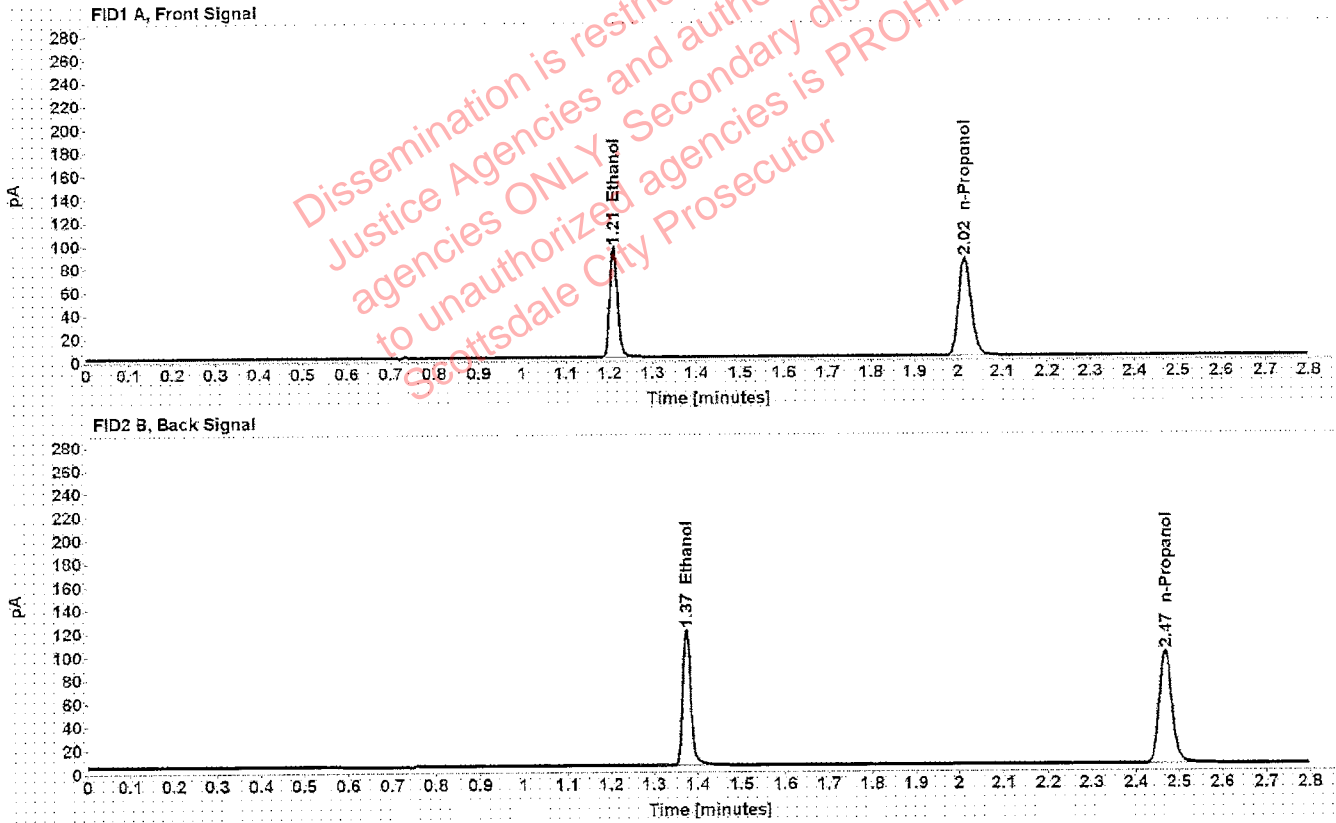


Table 1: FID 1 A (column DB-ALC1)

Compound	Time (min)	Peak Area
Ethanol	1.209	121.158
n-Propanol	2.015	168.223

Table 2: FID 2 B (column DB-ALC2)

Compound	Time (min)	Peak Area
Ethanol	1.374	148.241
n-Propanol	2.468	199.672

Scottsdale Police Department Crime Lab Volatiles Analysis

Sample: FN05131606	Vial: 4
Description: 0.400 calibrator	Sequence: 25Feb20
Method: ethanol quant.M	Injection date: 2/25/2020 1:23:13 PM
Instrument: US14173023 CN14160045	Analyst: Brooke <i>TB</i>
Data file: C:\Chem32\1\Data\25Feb20\4.D	

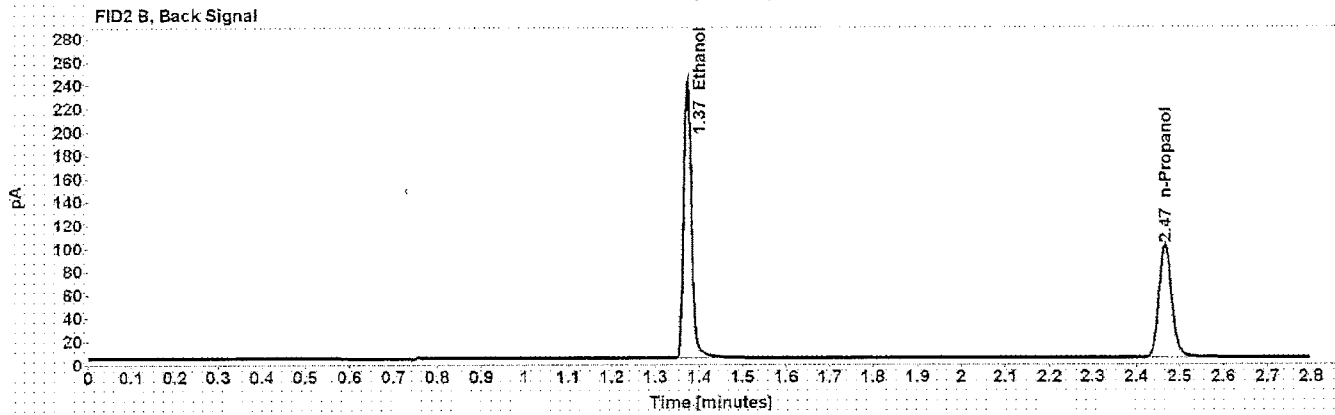
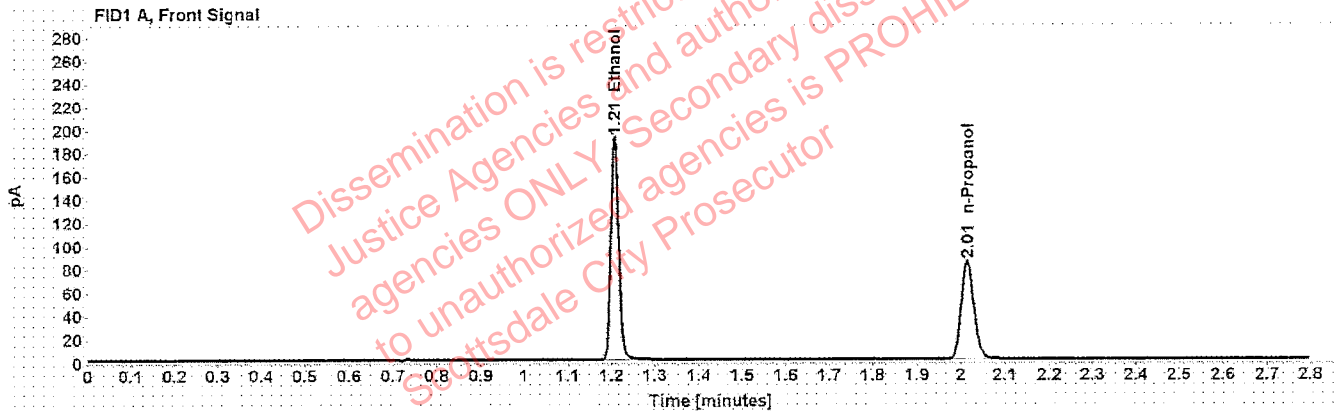


Table 1: FID 1 A (column DB-ALC1)

Compound	Time (min)	Peak Area
Ethanol	1.208	243.436
n-Propanol	2.014	168.466

Table 2: FID 2 B (column DB-ALC2)

Compound	Time (min)	Peak Area
Ethanol	1.373	300.246
n-Propanol	2.467	200.125

Scottsdale Police Department Crime Lab Volatiles Analysis

Sample: 121219	Vial: 5
Description: Negative	LIMS ID:
Method: ethanol quant.M	Sequence: 25Feb20
Instrument: US14173023 CN14160045	Injection date: 2/25/2020 1:27:13 PM
Data file: C:\Chem32\1\Data\25Feb20\5.D	Analyst: Brooke

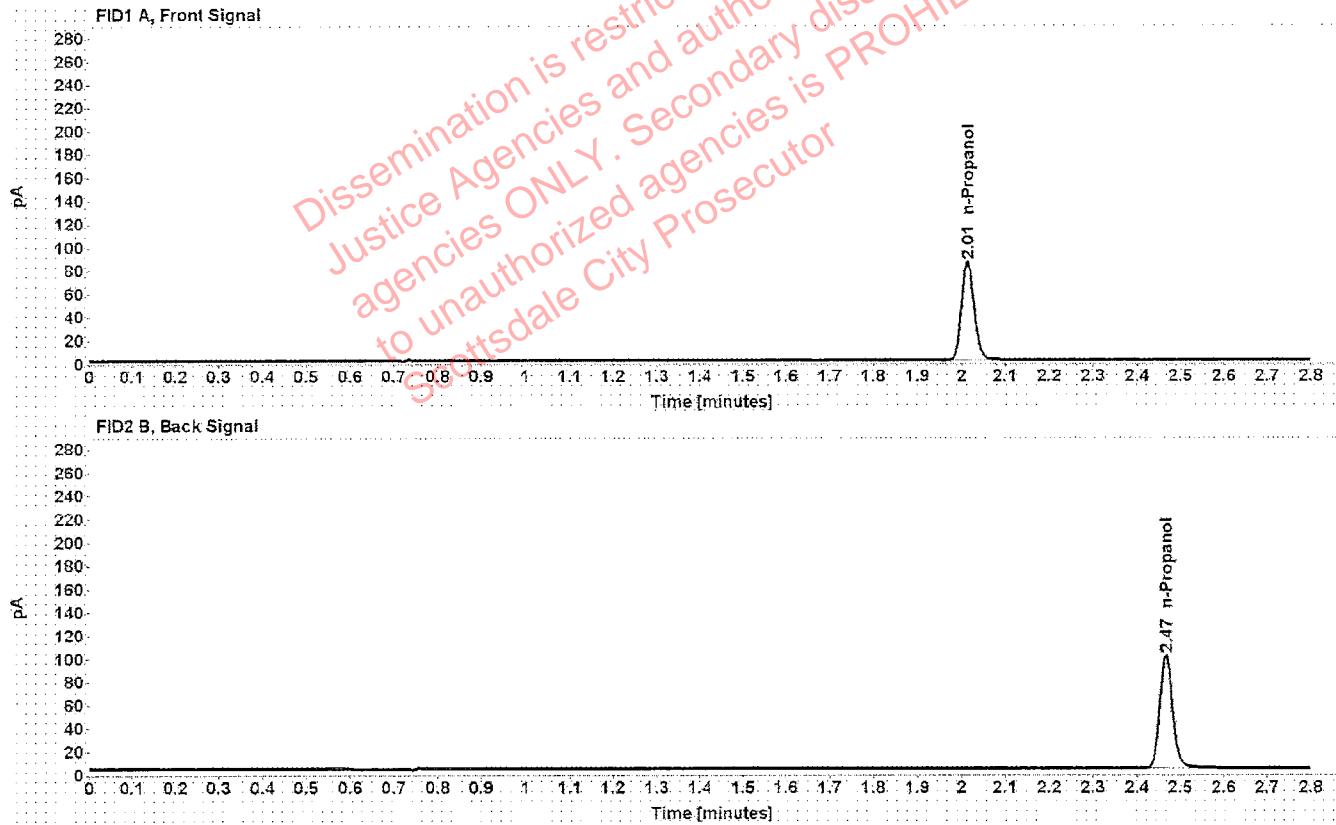


Table 1: FID 1 A (column DB-ALC1)

Compound	Amount (g/100mL)	Time (min)	Peak Area
n-Propanol	-----	2.014	170.048

Table 2: FID 2 B (column DB-ALC2)

Compound	Time (min)	Peak Area
n-Propanol	2.466	201.476

Scottsdale Police Department Crime Lab Volatiles Analysis

Sample: 070819	Vial: 6
Description: Volatiles mix	LIMS ID:
Method: ethanol quant.M	Sequence: 25Feb20
Instrument: US14173023 CN14160045	Injection date: 2/25/2020 1:31:13 PM
Data file: C:\Chem32\1\Data\25Feb20\6.D	Analyst: Brooke 18

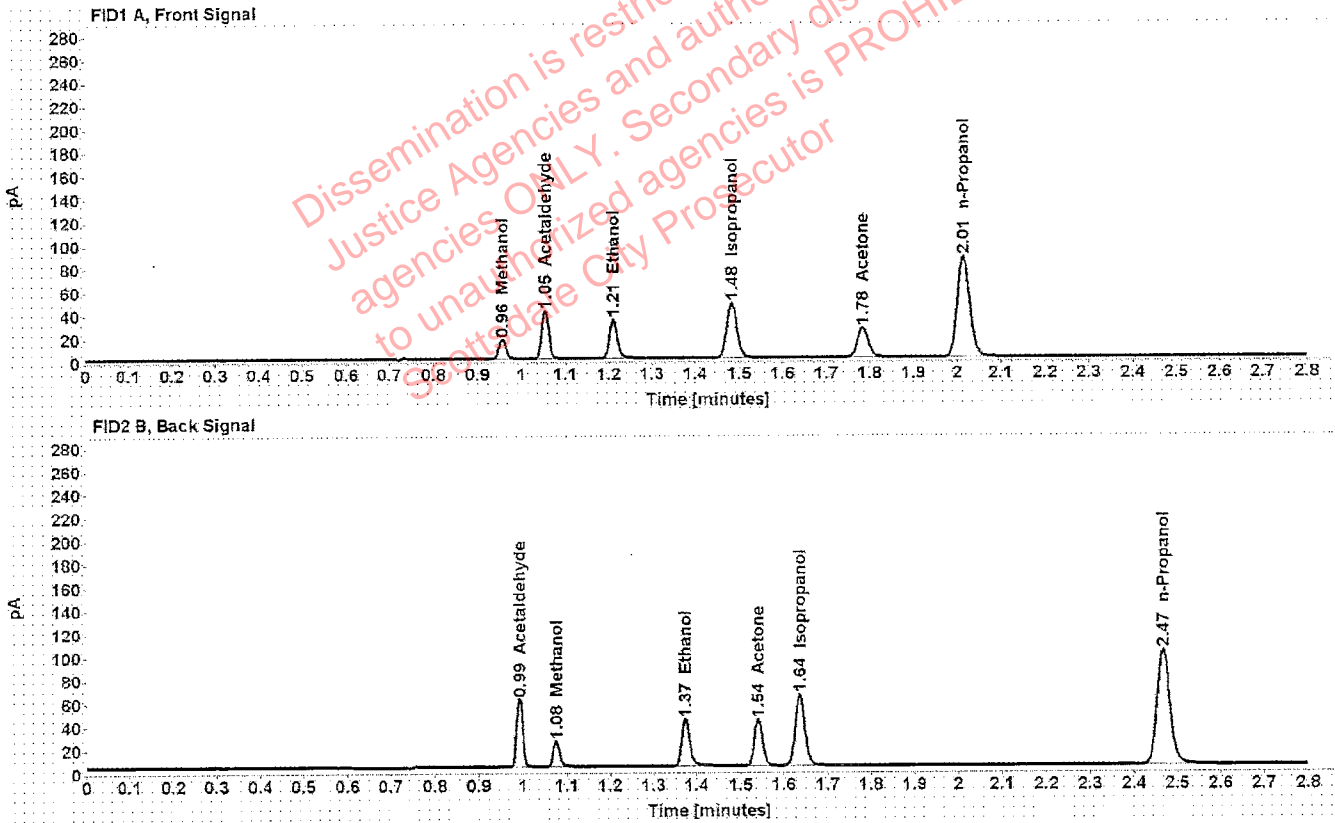


Table 1: FID 1 A (column DB-ALC1)

Compound	Amount (g/100mL)	Time (min)	Peak Area
Methanol	-----	0.956	19.077
Acetaldehyde	-----	1.054	44.863
>Ethanol	0.0705	1.210	43.325
Isopropanol	-----	1.483	76.047
Acetone	-----	1.783	44.231
n-Propanol	-----	2.015	172.301

Table 2: FID 2 B (column DB-ALC2)

Compound	Time (min)	Peak Area
Acetaldehyde	0.992	58.108
Methanol	1.076	24.162
Ethanol	1.374	52.445
Acetone	1.540	53.141
Isopropanol	1.636	94.576
n-Propanol	2.467	205.331

Scottsdale Police Department Crime Lab Volatiles Analysis

Sample: 11092018-A	Vial: 7
Description: 0.400	LIMS ID:
Method: ethanol quant.M	Sequence: 25Feb20
Instrument: US14173023 CN14160045	Injection date: 2/25/2020 1:35:27 PM
Data file: C:\Chem32\1\Data\25Feb20\7.D	Analyst: Brooke <i>RB</i>

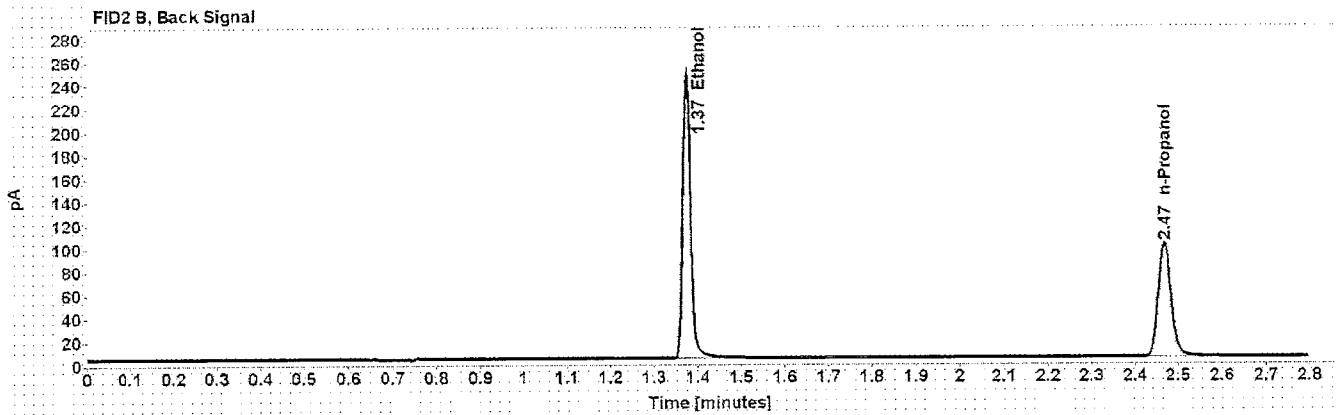
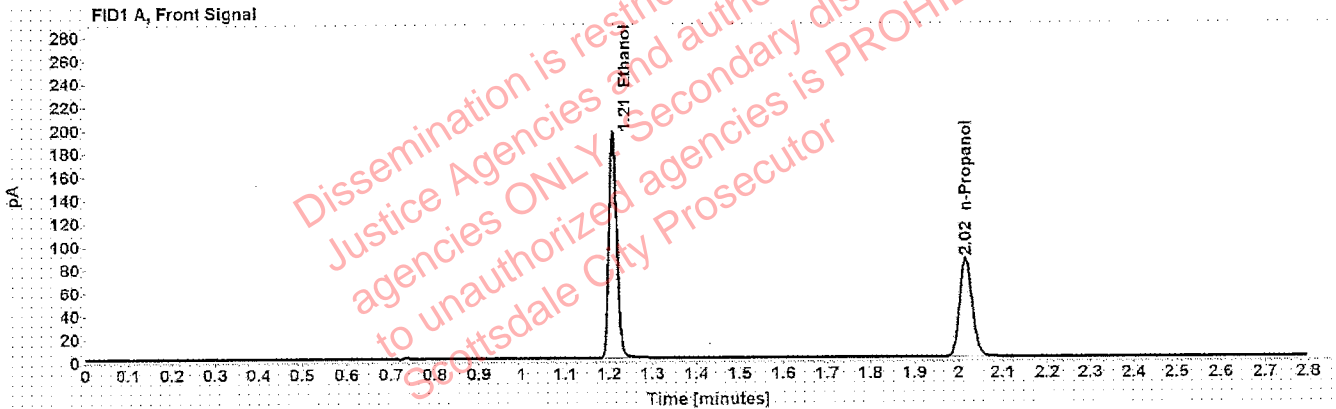


Table 1: FID 1 A (column DB-ALC1)

Compound	Amount (g/100mL)	Time (min)	Peak Area
>Ethanol	0.4040	1.209	248.696
n-Propanol	-----	2.016	170.466

Table 2: FID 2 B (column DB-ALC2)

Compound	Time (min)	Peak Area
Ethanol	1.375	305.863
n-Propanol	2.469	202.844

Scottsdale Police Department Crime Lab Volatiles Analysis

Sample: 14082019-B	Vial: 8
Description: 0.040	LIMS ID:
Method: ethanol quant.M	Sequence: 25Feb20
Instrument: US14173023 CN14160045	Injection date: 2/25/2020 1:39:27 PM
Data file: C:\Chem321\1\Data\25Feb20\8.D	Analyst: Brooke <i>PS</i>

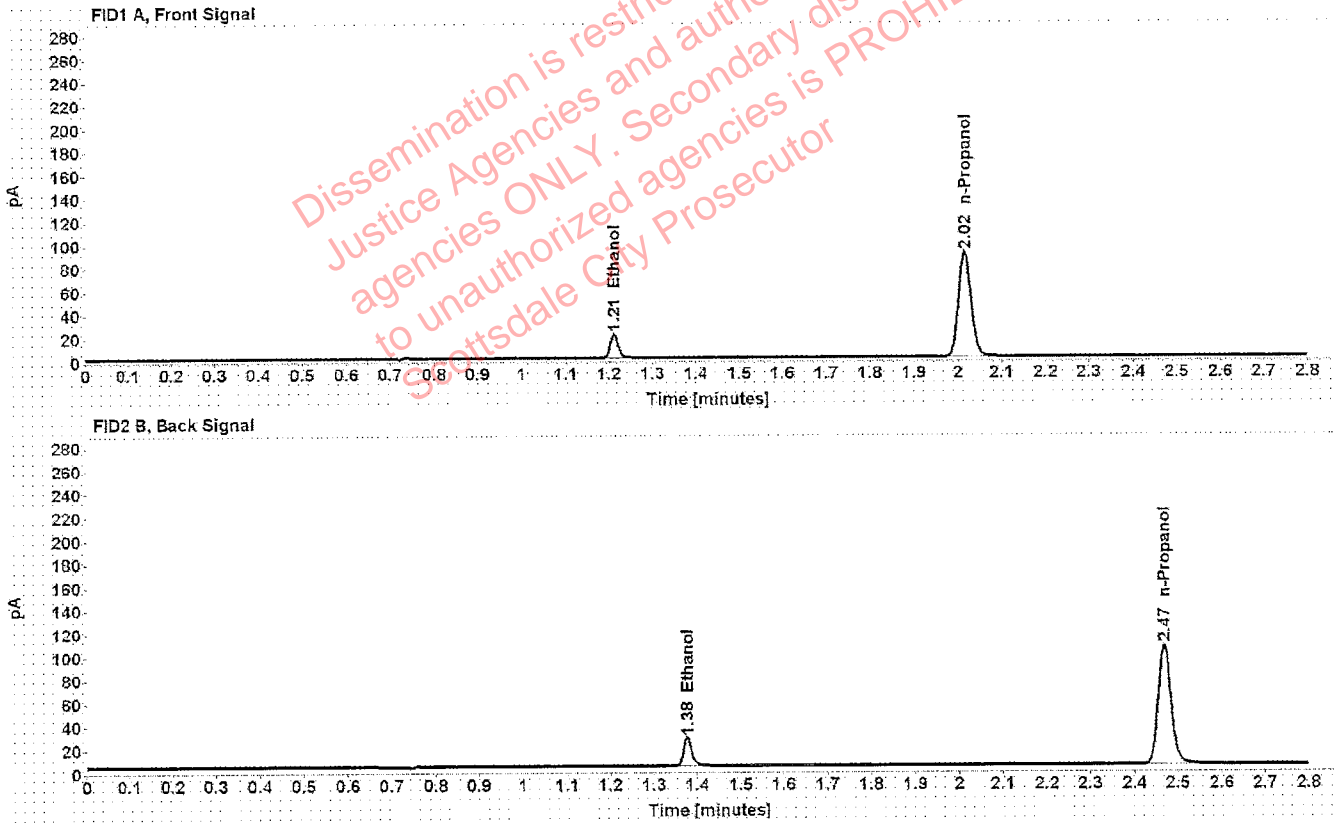


Table 1: FID 1 A (column DB-ALC1)

Compound	Amount (g/100mL)	Time (min)	Peak Area
>Ethanol	0.0415	1.211	26.365
n-Propanol	-----	2.016	180.270

Table 2: FID 2 B (column DB-ALC2)

Compound	Time (min)	Peak Area
Ethanol	1.377	31.826
n-Propanol	2.469	213.772

Scottsdale Police Department Crime Lab Volatiles Analysis

Sample: 407041529/13	Vial: 9
Description: 0.198	LIMS ID:
Method: ethanol quant.M	Sequence: 25Feb20
Instrument: US14173023 CN14160045	Injection date: 2/25/2020 1:43:28 PM
Data file: C:\Chem32\1\Data\25Feb20\9.D	Analyst: Brooke <i>BB</i>

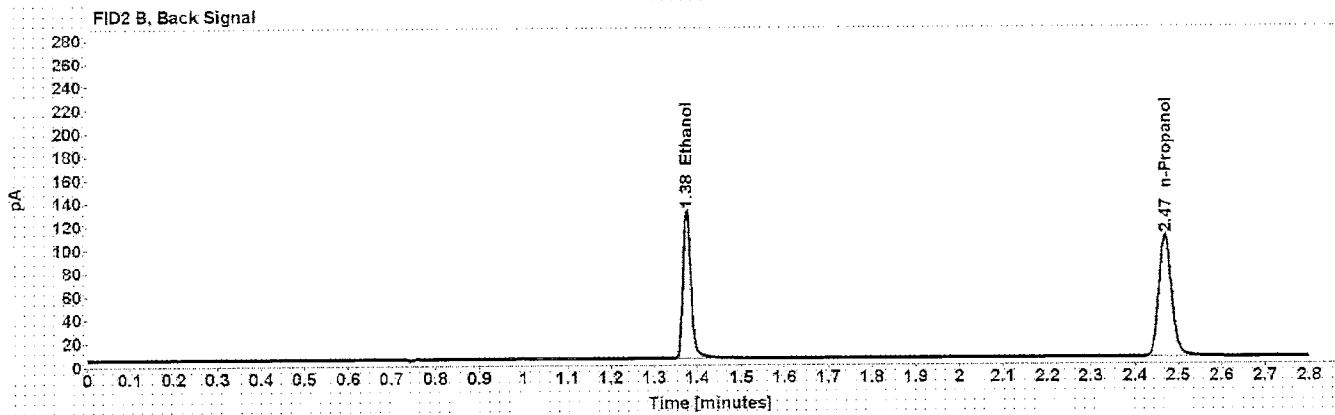
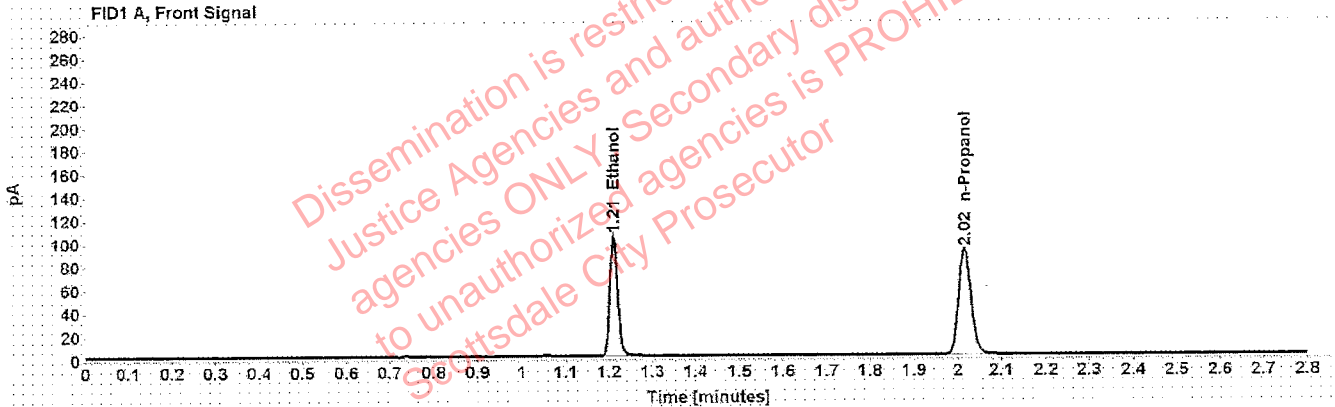


Table 1: FID 1 A (column DB-ALC1)

Compound	Amount (g/100mL)	Time (min)	Peak Area
>Ethanol	0.2020	1.210	132.609
n-Propanol	-----	2.016	182.253

Table 2: FID 2 B (column DB-ALC2)

Compound	Time (min)	Peak Area
Ethanol	1.376	162.272
n-Propanol	2.470	216.654

Scottsdale Police Department Crime Lab Volatiles Analysis

Sample: 03102016-A/1	Vial: 20
Description: 0.080	LIMS ID:
Method: ethanol quant.M	Sequence: 25Feb20
Instrument: US14173023 CN14160045	Injection date: 2/25/2020 2:27:58 PM
Data file: C:\Chem32\1\Data\25Feb20\20.D	Analyst: Brooke <i>YBS</i>

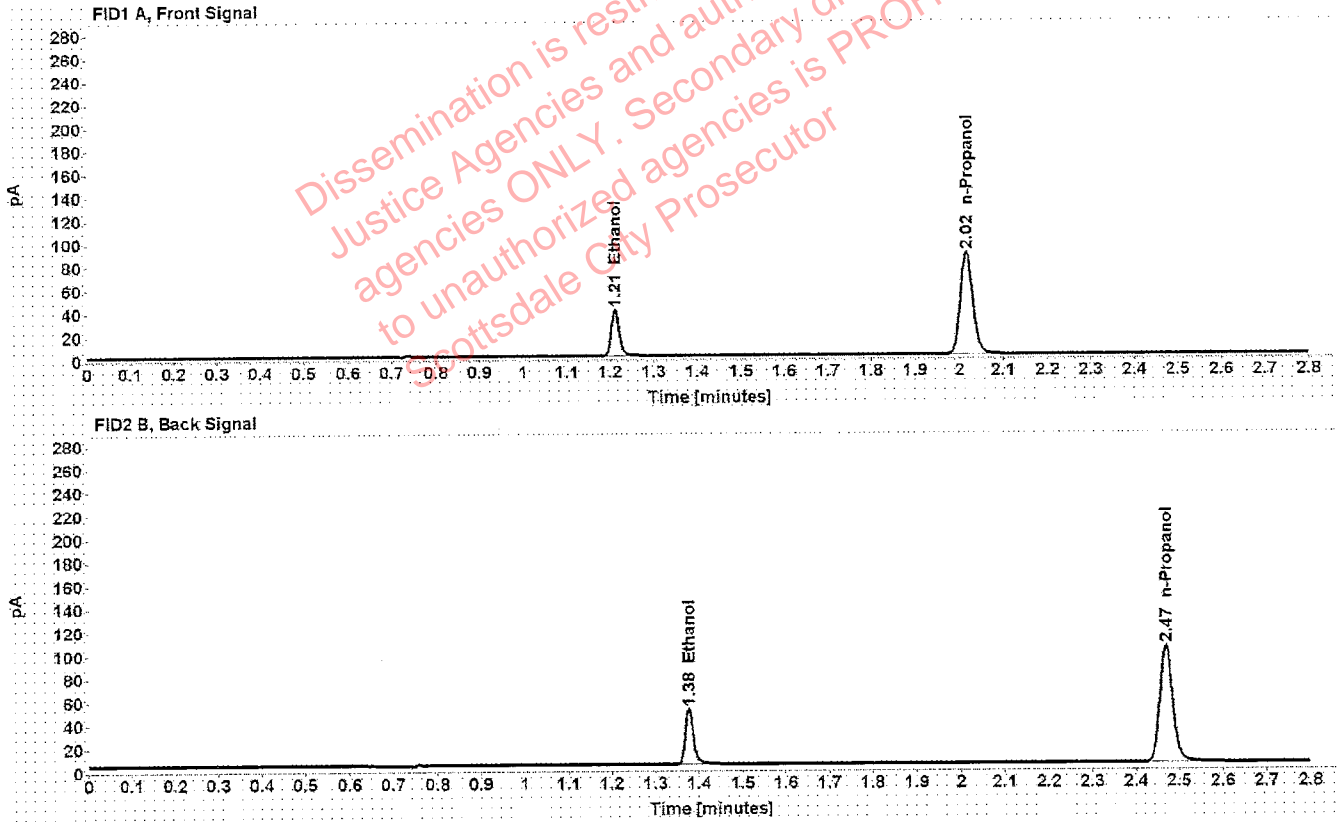


Table 1: FID 1 A (column DB-ALC1)

Compound	Amount (g/100mL)	Time (min)	Peak Area
>Ethanol	0.0816	1.211	51.101
n-Propanol	-----	2.016	175.378

Table 2: FID 2 B (column DB-ALC2)

Compound	Time (min)	Peak Area
Ethanol	1.377	62.065
n-Propanol	2.470	208.603

Scottsdale Police Department Crime Lab Volatiles Analysis

Sample: 09022015-C	Vial: 31
Description: 0.150	LIMS ID:
Method: ethanol quant.M	Sequence: 25Feb20
Instrument: US14173023 CN14160045	Injection date: 2/25/2020 3:12:28 PM
Data file: C:\Chem32\1\Data\25Feb20\31.D	Analyst: Brooke PS

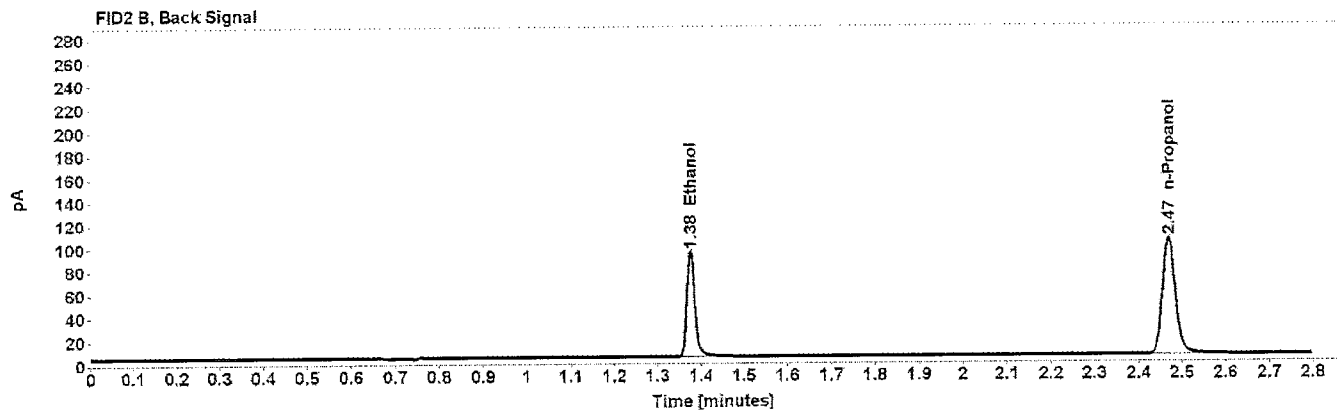
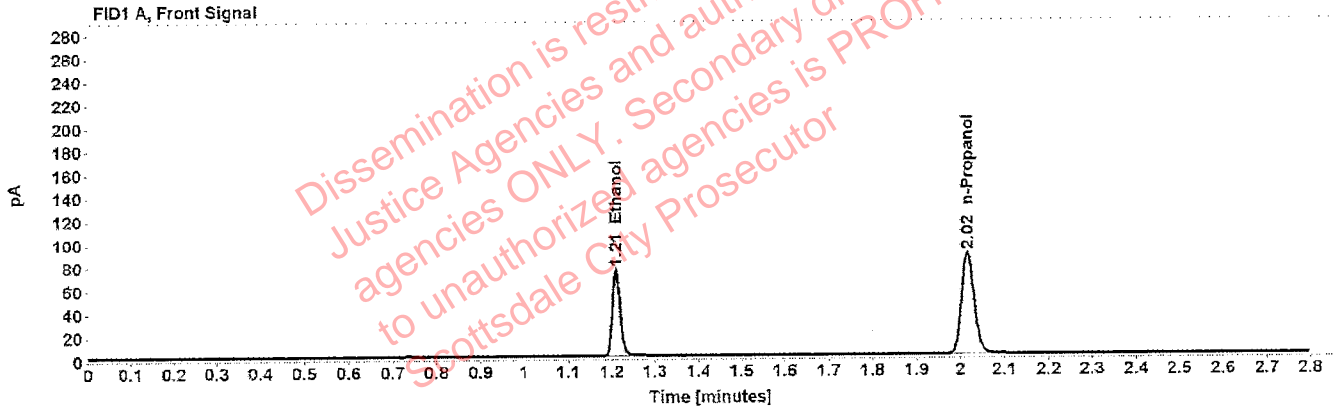


Table 1: FID 1 A (column DB-ALC1)

Compound	Amount (g/100mL)	Time (min)	Peak Area
>Ethanol	0.1522	1.210	96.071
n-Propanol	-----	2.016	175.550

Table 2: FID 2 B (column DB-ALC2)

Compound	Time (min)	Peak Area
Ethanol	1.376	117.196
n-Propanol	2.469	208.962

Scottsdale Police Department Crime Lab Volatiles Analysis

Sample: 407041529/13	Vial: 42
Description: 0.198	LIMS ID:
Method: ethanol quant.M	Sequence: 25Feb20
Instrument: US14173023 CN14160045	Injection date: 2/25/2020 3:56:42 PM
Data file: C:\Chem32\1\Data\25Feb20\42.D	Analyst: Brooke <i>RB</i>

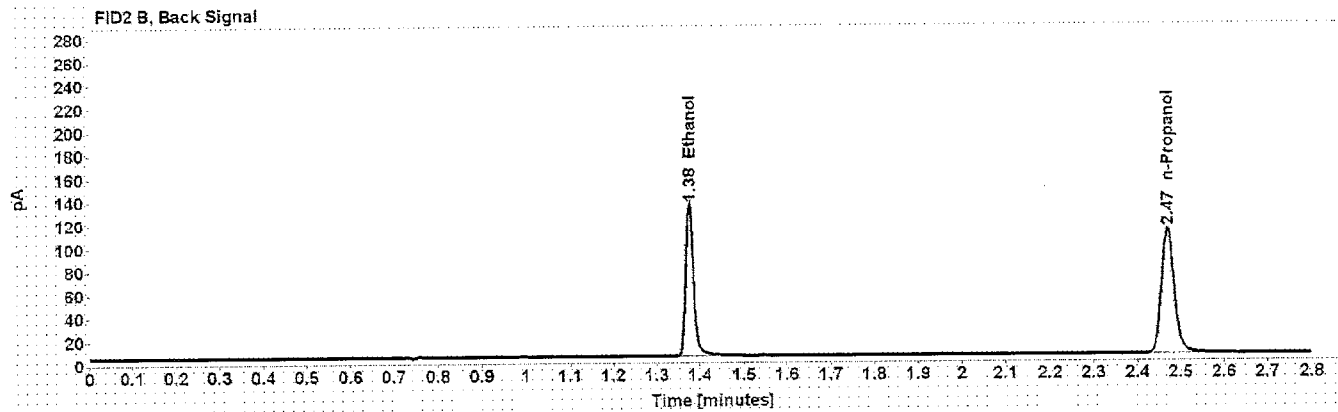
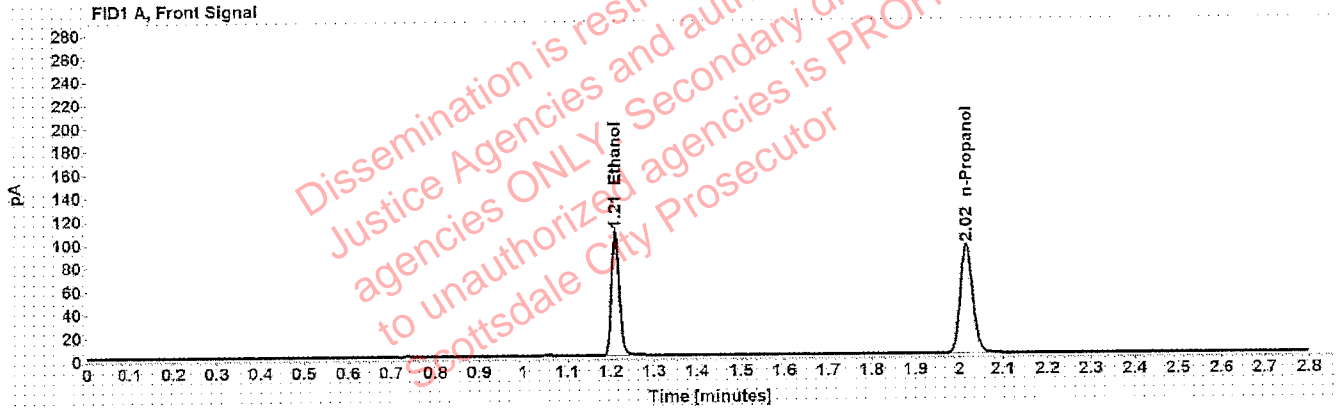


Table 1: FID 1 A (column DB-ALC1)

Compound	Amount (g/100mL)	Time (min)	Peak Area
>Ethanol	0.2031	1.210	136.879
n-Propanol	-----	2.016	187.118

Table 2: FID 2 B (column DB-ALC2)

Compound	Time (min)	Peak Area
Ethanol	1.376	167.881
n-Propanol	2.470	224.740

Scottsdale Police Department Crime Lab Volatiles Analysis

Sample: 03102016-A/1	Vial: 53
Description: 0.080	LIMS ID:
Method: ethanol quant.M	Sequence: 25Feb20
Instrument: US14173023 CN14160045	Injection date: 2/25/2020 4:41:13 PM
Data file: C:\Chem32\1\Data\25Feb20\53.D	Analyst: Brooke

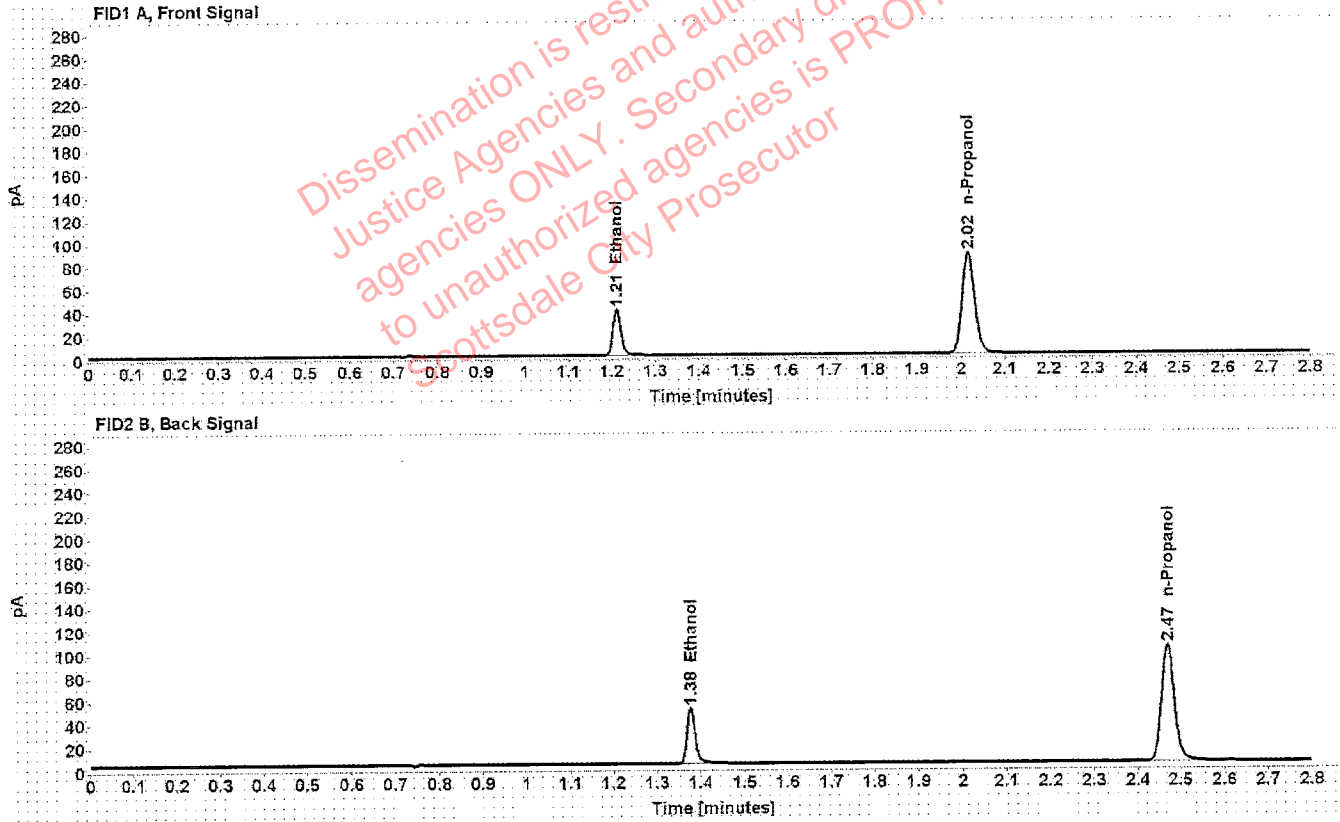


Table 1: FID 1 A (column DB-ALC1)

Compound	Amount (g/100mL)	Time (min)	Peak Area
>Ethanol	0.0816	1.211	50.894
n-Propanol	-----	2.016	174.585

Table 2: FID 2 B (column DB-ALC2)

Compound	Time (min)	Peak Area
Ethanol	1.377	62.353
n-Propanol	2.470	208.828

Scottsdale Police Department Crime Lab Volatiles Analysis

Sample: 11092018-A	Vial: 60
Description: 0.400	LIMS ID:
Method: ethanol quant.M	Sequence: 25Feb20
Instrument: US14173023 CN14160045	Injection date: 2/25/2020 5:09:28 PM
Data file: C:\Chem32\1\Data\25Feb20\60.D	Analyst: Brooke YS

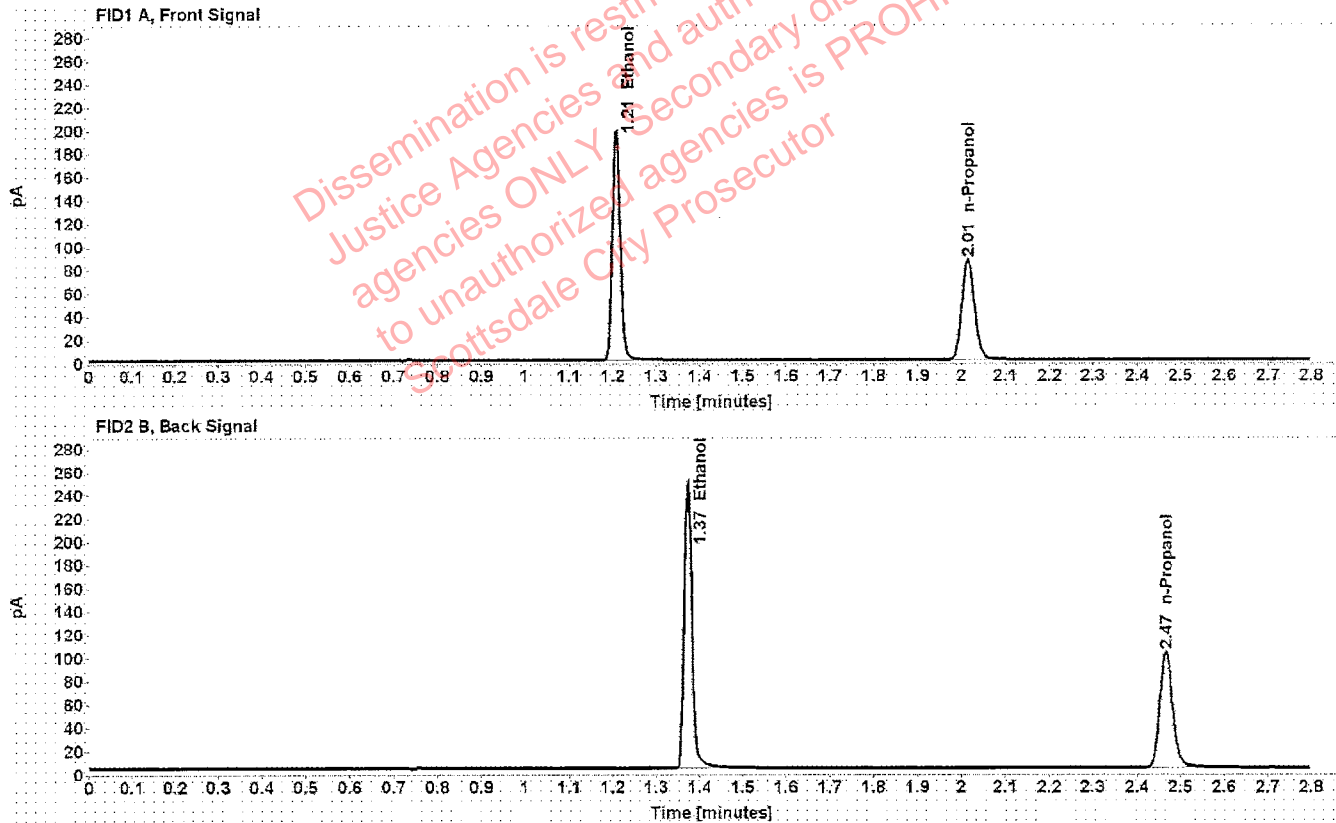


Table 1: FID 1 A (column DB-ALC1)

Compound	Amount (g/100mL)	Time (min)	Peak Area
>Ethanol	0.4025	1.208	250.737
n-Propanol	-----	2.014	172.513

Table 2: FID 2 B (column DB-ALC2)

Compound	Time (min)	Peak Area
Ethanol	1.373	309.486
n-Propanol	2.467	207.647

Scottsdale Police Department Crime Lab Volatiles Analysis

Sample: 14082019-B	Vial: 61
Description: 0.040	LIMS ID:
Method: ethanol quant.M	Sequence: 25Feb20
Instrument: US14173023 CN14160045	Injection date: 2/25/2020 5:13:43 PM
Data file: C:\Chem32\1\Data\25Feb20\61.D	Analyst: Brooke PB

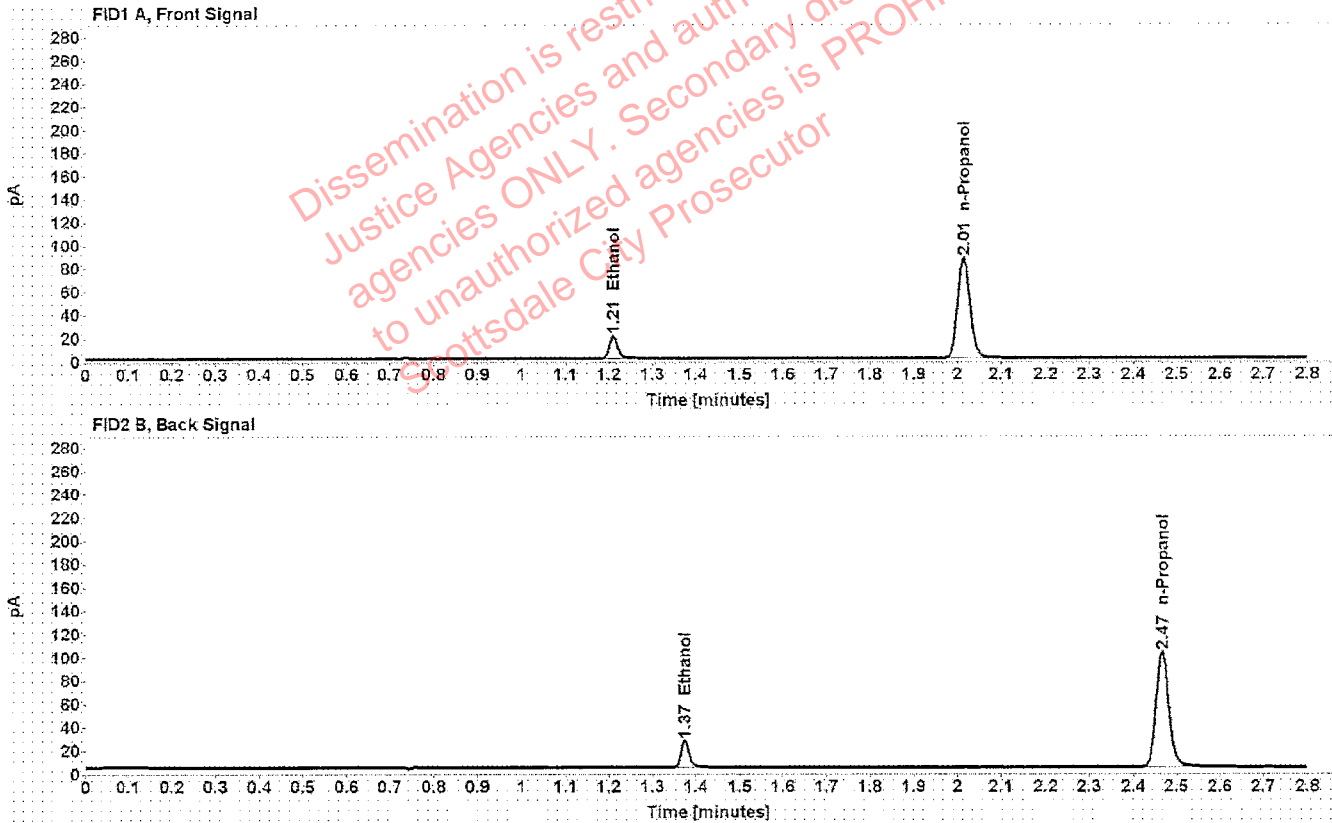


Table 1: FID 1 A (column DB-ALC1)

Compound	Amount (g/100mL)	Time (min)	Peak Area
>Ethanol	0.0407	1.210	24.685
n-Propanol	-----	2.014	172.148

Table 2: FID 2 B (column DB-ALC2)

Compound	Time (min)	Peak Area
Ethanol	1.374	29.867
n-Propanol	2.467	206.020

Scottsdale Police Department Crime Lab Volatiles Analysis

Sample: 407041529/13	Vial: 62
Description: 0.198	LIMS ID:
Method: ethanol quant.M	Sequence: 25Feb20
Instrument: US14173023 CN14160045	Injection date: 2/25/2020 5:17:43 PM
Data file: C:\Chem32\1\Data\25Feb20\62.D	Analyst: Brooke <i>BS</i>

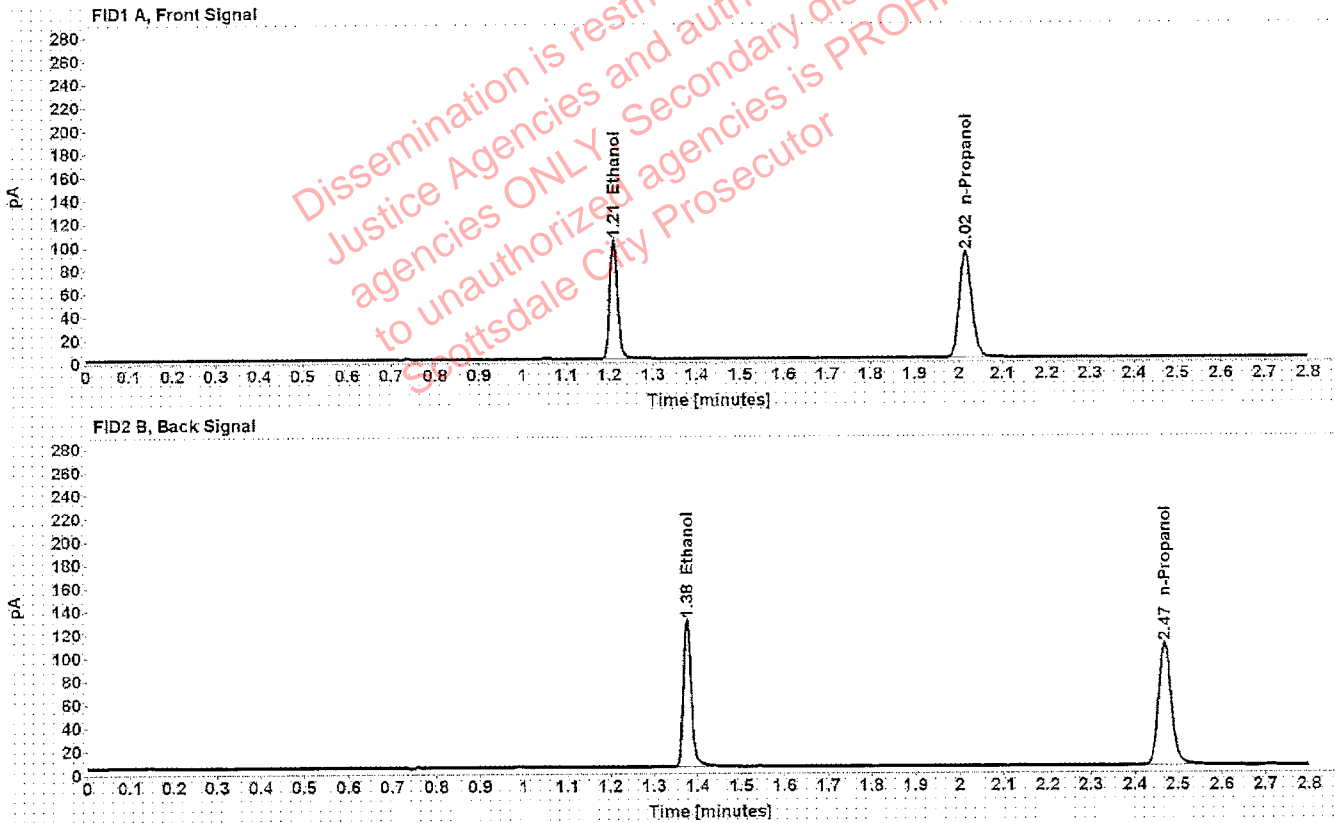


Table 1: FID 1 A (column DB-ALC1)

Compound	Amount (g/100mL)	Time (min)	Peak Area
>Ethanol	0.1998	1.210	130.725
n-Propanol	-----	2.016	181.661

Table 2: FID 2 B (column DB-ALC2)

Compound	Time (min)	Peak Area
Ethanol	1.375	160.529
n-Propanol	2.469	218.257

Scottsdale Police Department Crime Lab Volatiles Analysis

Sample: 040919WB	Vial: 63
Description: Negative	LIMS ID:
Method: ethanol quant.M	Sequence: 25Feb20
Instrument: US14173023 CN14160045	Injection date: 2/25/2020 5:21:42 PM
Data file: C:\Chem32\1\Data\25Feb20\63.D	Analyst: Brooke <i>PS</i>

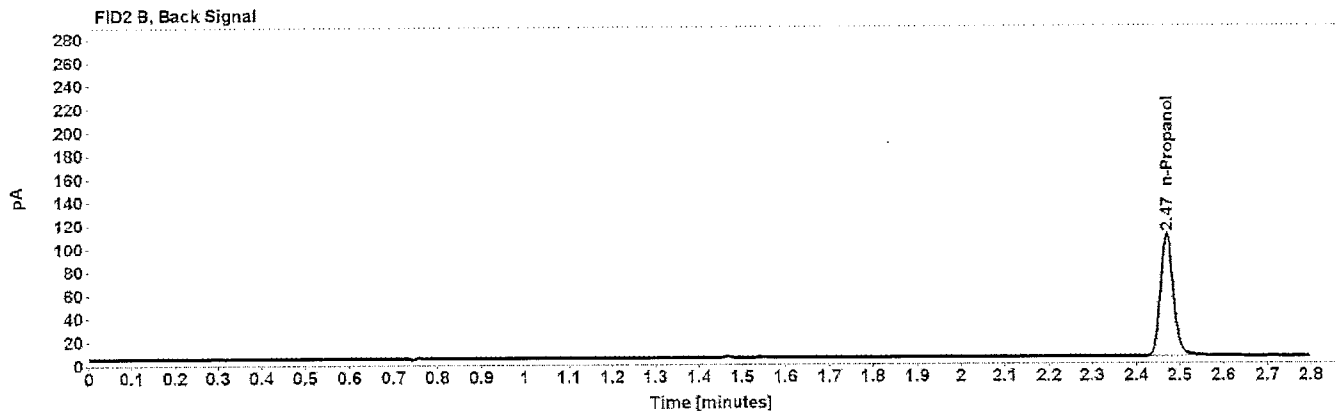


Table 1: FID 1 A (column DB-ALC1)

Compound	Amount (g/100mL)	Time (min)	Peak Area
n-Propanol	-----	2.016	181.615

Table 2: FID 2 B (column DB-ALC2)

Compound	Time (min)	Peak Area
n-Propanol	2.470	217.967

Sequence Summary

Sequence name: 25Feb20 Instrument: US14173023 CN14160045 Analyst: Brooke *PE*

Vial	Sample	Description	Type	LIMS ID	Method
1	FN03241604	0.020 calibrator	Calibration		ethanol quant.M
2	FN02271802	0.100 calibrator	Calibration		ethanol quant.M
3	FN06231704	0.200 calibrator	Calibration		ethanol quant.M
4	FN05131606	0.400 calibrator	Calibration		ethanol quant.M
5	121219	Negative	Control		ethanol quant.M
6	070819	Volatiles mix	Control		ethanol quant.M
7	11092018-A	0.400	Control		ethanol quant.M
8	14082019-B	0.040	Control		ethanol quant.M
9	407041529/13	0.198	Control		ethanol quant.M
10	1304216		Sample		ethanol quant.M
11	1304216		Sample		ethanol quant.M
12	1304480		Sample		ethanol quant.M
13	1304480		Sample		ethanol quant.M
14	1306718		Sample		ethanol quant.M
15	1306718		Sample		ethanol quant.M
16	1305862		Sample		ethanol quant.M
17	1305862		Sample		ethanol quant.M
18	1280895		Sample		ethanol quant.M
19	1280895		Sample		ethanol quant.M
20	03102016-A/1	0.080	Control		ethanol quant.M
21	34401JM		Sample		ethanol quant.M
22	34401JM		Sample		ethanol quant.M
23	1304561		Sample		ethanol quant.M
24	1304561		Sample		ethanol quant.M
25	1306265		Sample		ethanol quant.M
26	1306265		Sample		ethanol quant.M
27	1289937		Sample		ethanol quant.M
28	1289937		Sample		ethanol quant.M
29	1294724		Sample		ethanol quant.M
30	1294724		Sample		ethanol quant.M
31	09022015-C	0.150	Control		ethanol quant.M
32	1310756		Sample		ethanol quant.M
33	1310756		Sample		ethanol quant.M
34	1310864		Sample		ethanol quant.M
35	1310864		Sample		ethanol quant.M
36	1303967		Sample		ethanol quant.M
37	1303967		Sample		ethanol quant.M
38	1309483		Sample		ethanol quant.M
39	1309483		Sample		ethanol quant.M
40	1289500		Sample		ethanol quant.M
41	1289500		Sample		ethanol quant.M
42	407041529/13	0.198	Control		ethanol quant.M
43	1308022		Sample		ethanol quant.M
44	1308022		Sample		ethanol quant.M
45	1257094		Sample		ethanol quant.M
46	1257094		Sample		ethanol quant.M
47	1307824		Sample		ethanol quant.M

Dissemination is restricted to Criminal Justice Agencies and authorized agencies only. Secondary Dissemination to unauthorized agencies is PROHIBITED. Scottsdale City Prosecutor

Sequence Summary

98

48	1307824		Sample		ethanol quant.M
49	1308176		Sample		ethanol quant.M
50	1308176		Sample		ethanol quant.M
51	0000001		Sample		ethanol quant.M
52	0000001		Sample		ethanol quant.M
53	03102016-A/1	0.080	Control		ethanol quant.M
54	0000003		Sample		ethanol quant.M
55	0000003		Sample		ethanol quant.M
56	0000004		Sample		ethanol quant.M
57	0000004		Sample		ethanol quant.M
58	0000002		Sample		ethanol quant.M
59	0000002		Sample		ethanol quant.M
60	11092018-A	0.400	Control		ethanol quant.M
61	14082019-B	0.040	Control		ethanol quant.M
62	407041529/13	0.198	Control		ethanol quant.M
63	040919WB	Negative	Control		ethanol quant.M

Dissemination is restricted to Criminal Justice Agencies and authorized agencies ONLY. Secondary dissemination to unauthorized agencies is PROHIBITED.
 Scottsdale City Prosecutor

Scottsdale Police Department Crime Laboratory Summary of Cases

18

SEQUENCE NAME: 25Feb20

ANALYST: Brooke

Vials	Test 1 (g/dL)	Test 2 (g/dL)	Mean (g/dL)	Percent Difference*	Absolute Difference (g/dL)*
10 11	0.1090	0.1101	0.10955	0.50	0.00055
12 13	0.0645	0.0643	0.06440	0.16	0.00010
14 15	0.0935	0.0948	0.09415	0.69	0.00065
16 17	0.2867	0.2871	0.28690	0.07	0.00020
18 19	0.2677	0.2657	0.26670	0.37	0.00100
21 22	0.2068	0.2080	0.20740	0.29	0.00060
23 24	0.3178	0.3128	0.31530	0.79	0.00250
25 26	0.2665	0.2633	0.26490	0.60	0.00160
27 28	0.3881	0.3889	0.38850	0.10	0.00040
29 30	0.1138	0.1136	0.11370	0.09	0.00010
32 33	0.1233	0.1249	0.12410	0.64	0.00080
34 35	0.0000	0.0000	0.00000	0.00	0.00000
36 37	0.1282	0.1270	0.12760	0.47	0.00060
38 39	0.0773	0.0763	0.07680	0.65	0.00050
40 41	0.1106	0.1112	0.11090	0.27	0.00030
43 44	0.0969	0.0973	0.09710	0.21	0.00020
45 46	0.1918	0.1910	0.19140	0.21	0.00040
47 48	0.2289	0.2260	0.22745	0.64	0.00145
49 50	0.0952	0.0962	0.09570	0.52	0.00050
51 52	0.2434	0.2443	0.24385	0.18	0.00045
54 55	0.0664	0.0663	0.06635	0.08	0.00005
56 57	0.2959	0.2946	0.29525	0.22	0.00065
58 59	0.1834	0.1832	0.18330	0.05	0.00010

*Calculated differences are differences from the mean of the two results.

Scottsdale Police Department Crime Lab Volatiles Analysis

Sample:	1304216	Vial:	10
Description:	[REDACTED]	LIMS ID:	[REDACTED]
Method:	ethanol quant.M	Sequence:	25Feb20
Instrument:	US14173023 CN14160045	Injection date:	2/25/2020 1:47:27 PM
Data file:	C:\Chem32\1\Data\25Feb20\10.D	Analyst:	Brooke

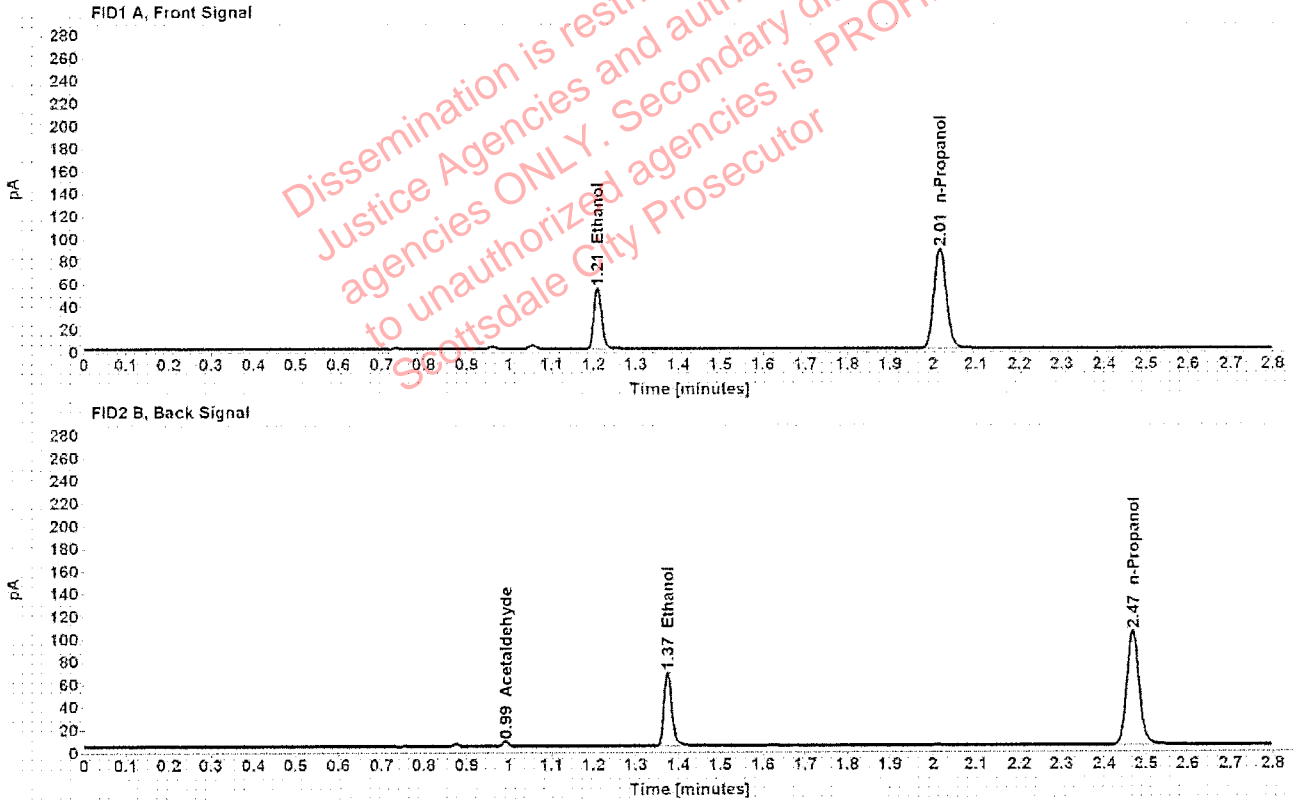


Table 1: FID 1 A (column DB-ALC1)

Compound	Amount (g/100mL)	Time (min)	Peak Area
>Ethanol	0.1090	1.210	68.836
n-Propanol	-----	2.015	176.180

Table 2: FID 2 B (column DB-ALC2)

Compound	Time (min)	Peak Area
Acetaldehyde	0.993	4.553
Ethanol	1.374	82.908
n-Propanol	2.468	209.709

Scottsdale Police Department Crime Lab Volatiles Analysis

Sample: 1304216	Vial: 11
Description: ██████████	LIMS ID: ██████████
Method: ethanol quant.M	Sequence: 25Feb20
Instrument: US14173023 CN14160045	Injection date: 2/25/2020 1:51:28 PM
Data file: C:\Chem32\11\Data\25Feb20\11.D	Analyst: Brooke

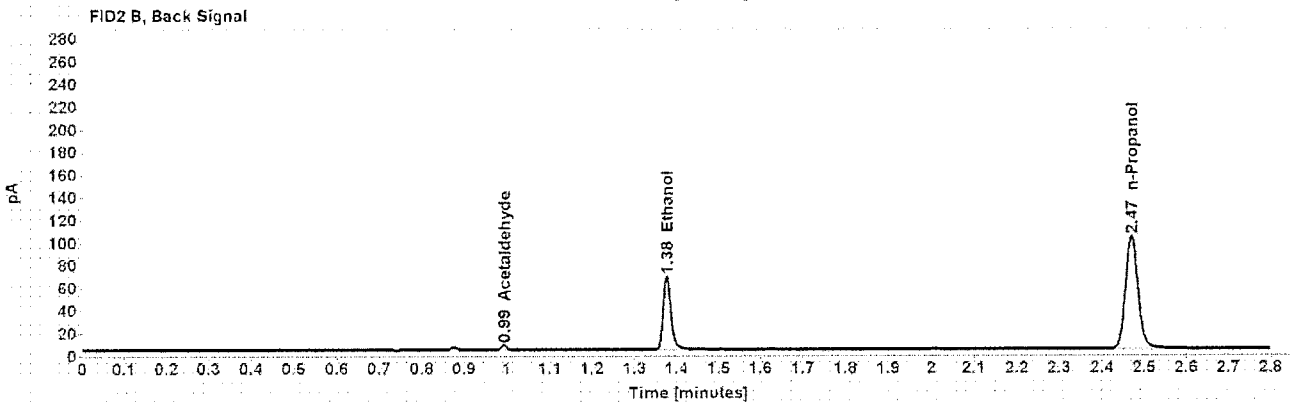
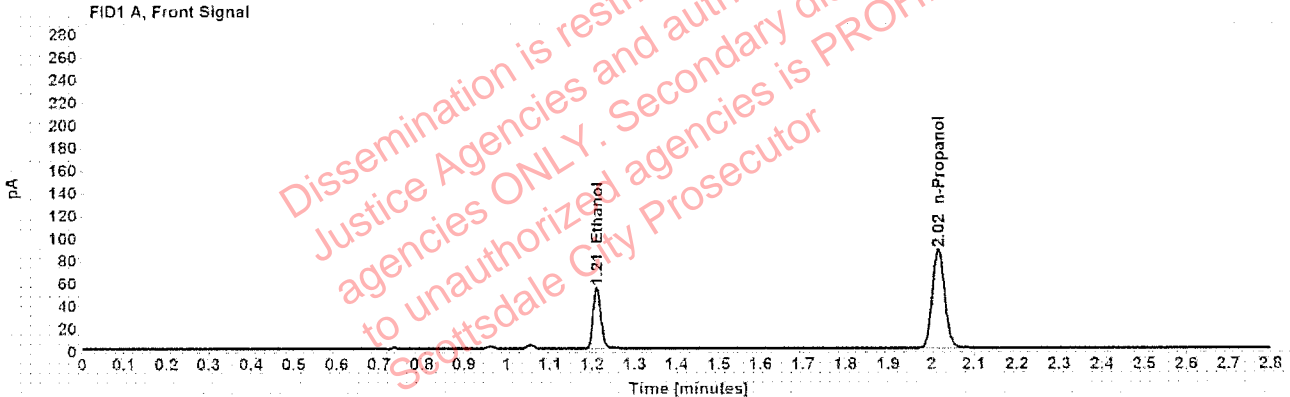


Table 1: FID 1 A (column DB-ALC1)

Compound	Amount (g/100mL)	Time (min)	Peak Area
>Ethanol	0.1101	1.211	68.771
n-Propanol	-----	2.016	174.190

Table 2: FID 2 B (column DB-ALC2)

Compound	Time (min)	Peak Area
Acetaldehyde	0.994	4.376
Ethanol	1.377	83.069
n-Propanol	2.470	207.203

Scottsdale Police Department Crime Lab Volatiles Analysis

Sample:	1304480	Vial:	12
Description:	[REDACTED]	LIMS ID:	[REDACTED]
Method:	ethanol quant.M	Sequence:	25Feb20
Instrument:	US14173023 CN14160045	Injection date:	2/25/2020 1:55:27 PM
Data file:	C:\Chem32\1\Data\25Feb20\12.D	Analyst:	Brooke

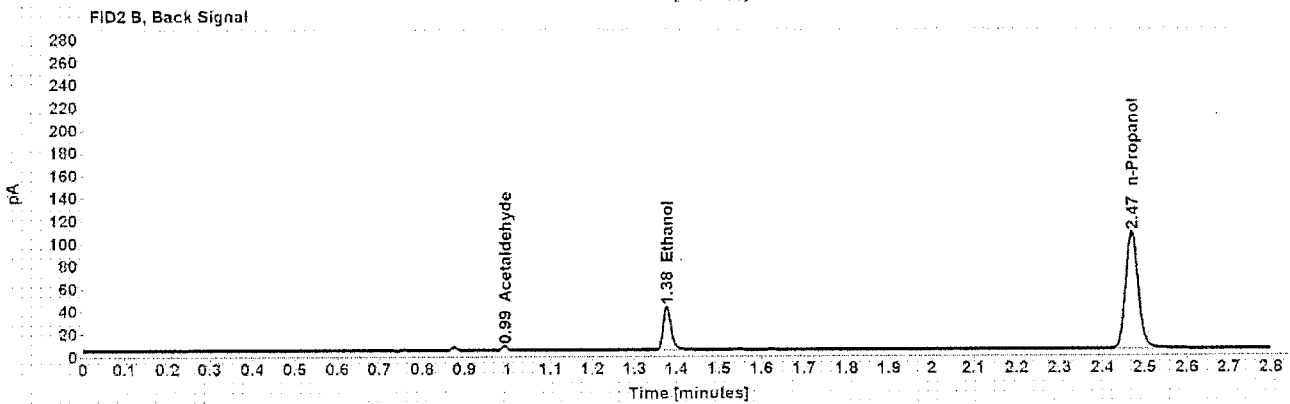
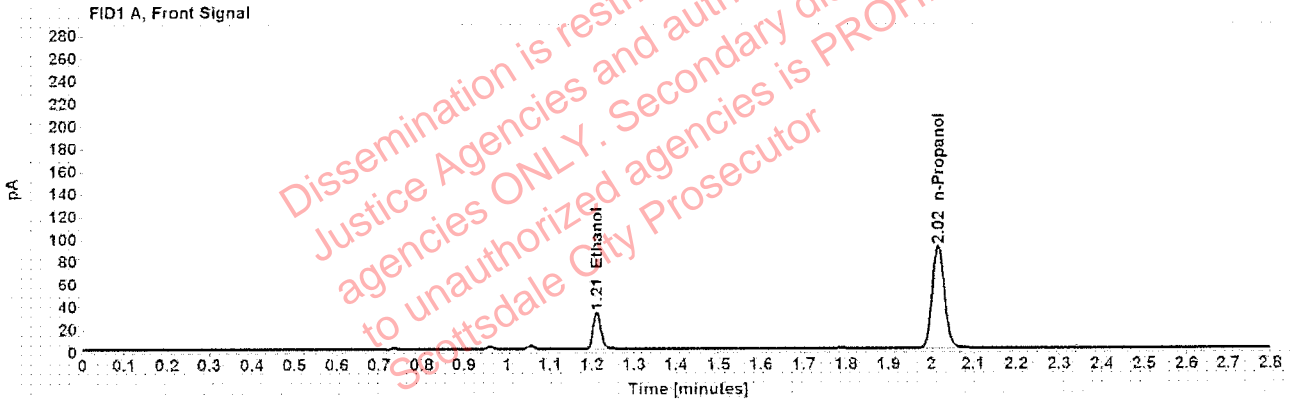


Table 1: FID 1 A (column DB-ALC1)

Compound	Amount (g/100mL)	Time (min)	Peak Area
>Ethanol	0.0645	1.211	41.202
n-Propanol	-----	2.016	179.571

Table 2: FID 2 B (column DB-ALC2)

Compound	Time (min)	Peak Area
Acetaldehyde	0.994	3.850
Ethanol	1.377	50.396
n-Propanol	2.469	213.909

Scottsdale Police Department Crime Lab Volatiles Analysis

Sample:	1304480	Vial:	13
Description:	[REDACTED]	LIMS ID:	[REDACTED]
Method:	ethanol quant.M	Sequence:	25Feb20
Instrument:	US14173023 CN14160045	Injection date:	2/25/2020 1:59:42 PM
Data file:	C:\Chem32\1\Data\25Feb20\13.D	Analyst:	Brooke

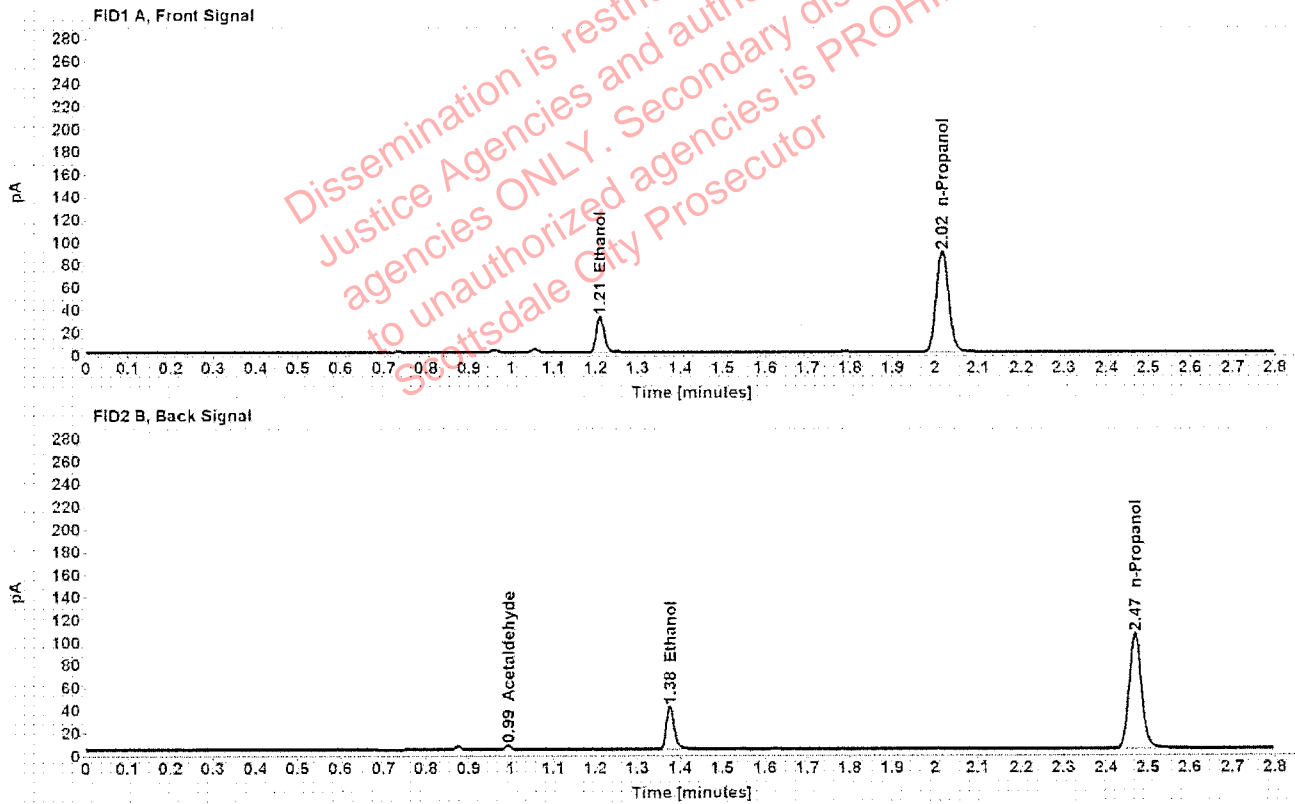


Table 1: FID 1 A (column DB-ALC1)

Compound	Amount (g/100mL)	Time (min)	Peak Area
>Ethanol	0.0643	1.211	40.635
n-Propanol	-----	2.016	177.606

Table 2: FID 2 B (column DB-ALC2)

Compound	Time (min)	Peak Area
Acetaldehyde	0.993	3.785
Ethanol	1.376	49.784
n-Propanol	2.469	210.904

Scottsdale Police Department Crime Lab Volatiles Analysis

Sample:	1306718	Vial:	14
Description:	[REDACTED]	LIMS ID:	[REDACTED]
Method:	ethanol quant.M	Sequence:	25Feb20
Instrument:	US14173023 CN14160045	Injection date:	2/25/2020 2:03:42 PM
Data file:	C:\Chem32\1\Data\25Feb20\14.D	Analyst:	Brooke

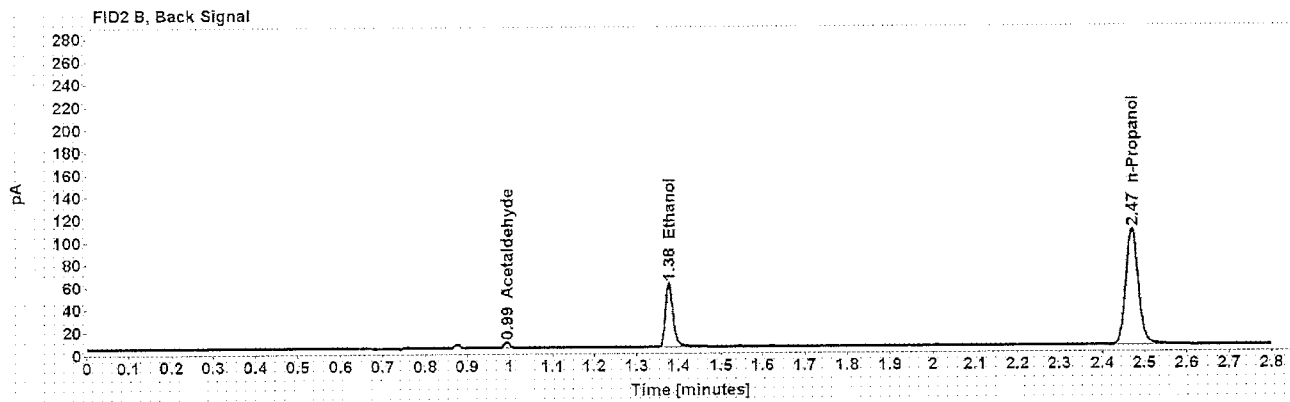
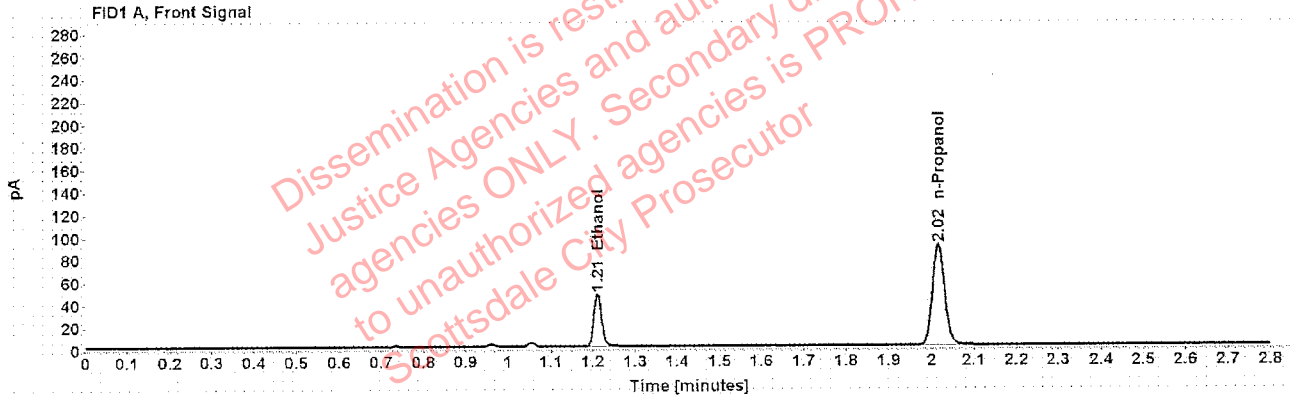


Table 1: FID 1 A (column DB-ALC1)

Compound	Amount (g/100mL)	Time (min)	Peak Area
>Ethanol	0.0935	1.211	59.841
n-Propanol	-----	2.016	178.852

Table 2: FID 2 B (column DB-ALC2)

Compound	Time (min)	Peak Area
Acetaldehyde	0.994	4.533
Ethanol	1.377	72.124
n-Propanol	2.470	213.157

Scottsdale Police Department Crime Lab Volatiles Analysis

Sample:	1306718	Vial:	15
Description:	[REDACTED]	LIMS ID:	[REDACTED]
Method:	ethanol quant.M	Sequence:	25Feb20
Instrument:	US14173023 CN14160045	Injection date:	2/25/2020 2:07:43 PM
Data file:	C:\Chem32\1\Data\25Feb20\15.D	Analyst:	Brooke

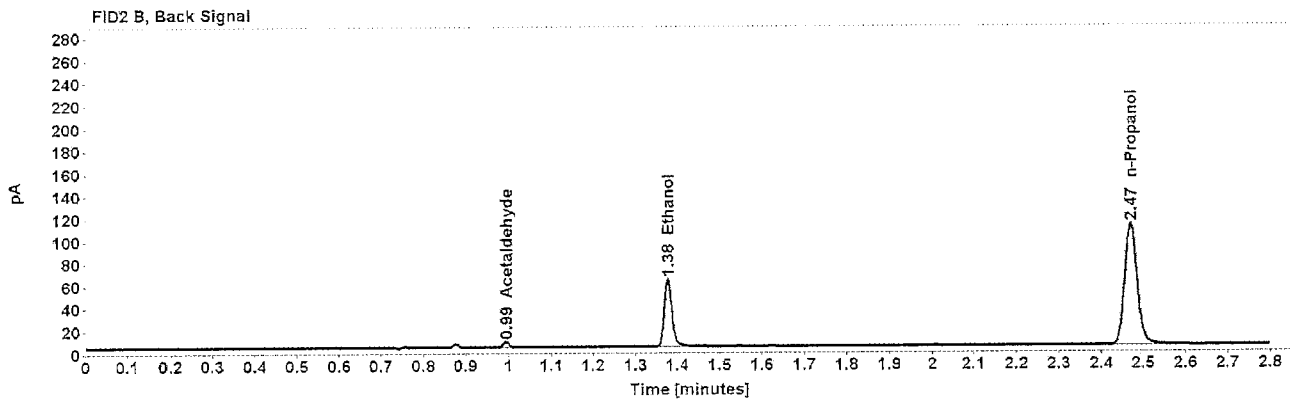
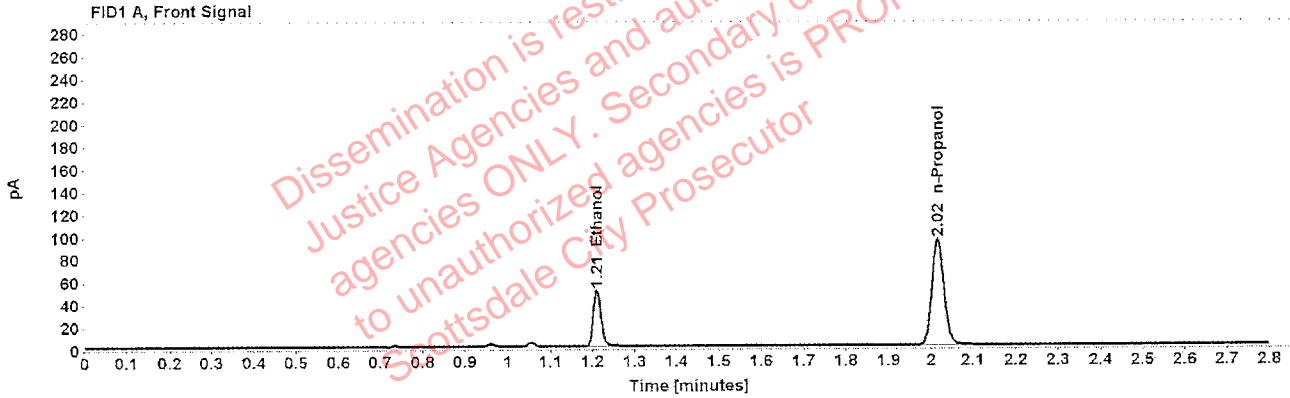


Table 1: FID 1 A (column DB-ALC1)

Compound	Amount (g/100mL)	Time (min)	Peak Area
>Ethanol	0.0948	1.211	63.562
n-Propanol	-----	2.016	187.385

Table 2: FID 2 B (column DB-ALC2)

Compound	Time (min)	Peak Area
Acetaldehyde	0.994	4.516
Ethanol	1.377	76.897
n-Propanol	2.470	223.999

Scottsdale Police Department Crime Lab Volatiles Analysis

Sample:	1305862	Vial:	16
Description:	[REDACTED]	LIMS ID:	[REDACTED]
Method:	ethanol quant.M	Sequence:	25Feb20
Instrument:	US14173023 CN14160045	Injection date:	2/25/2020 2:11:42 PM
Data file:	C:\Chem32\1\Data\25Feb20\16.D	Analyst:	Brooke

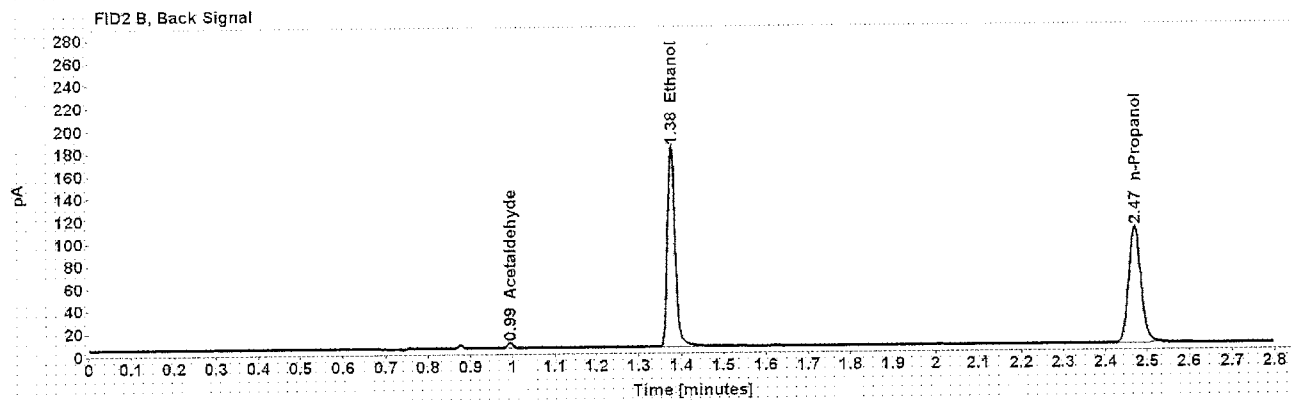
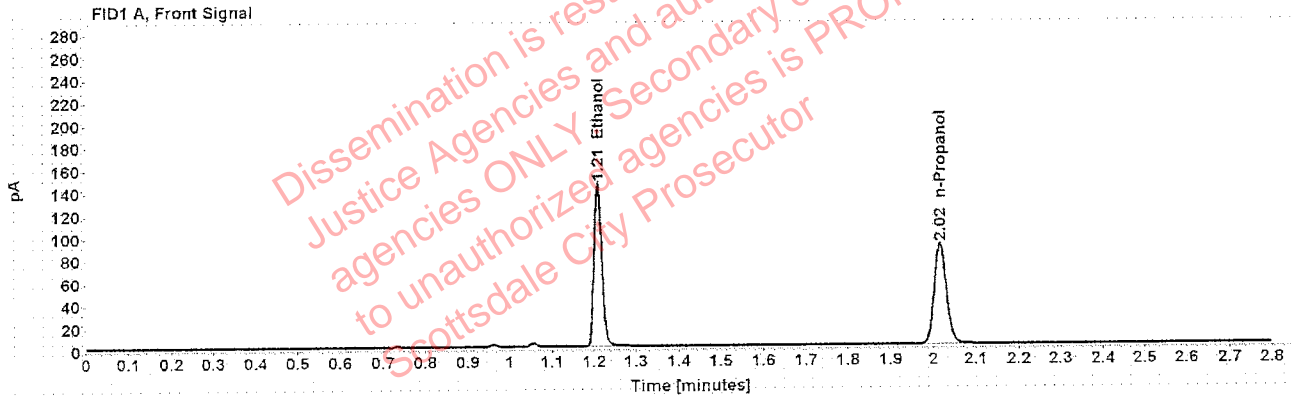


Table 1: FID 1 A (column DB-ALC1)

Compound	Amount (g/100mL)	Time (min)	Peak Area
>Ethanol	0.2867	1.210	184.649
n-Propanol	-----	2.016	178.579

Table 2: FID 2 B (column DB-ALC2)

Compound	Time (min)	Peak Area
Acetaldehyde	0.994	4.263
Ethanol	1.376	227.764
n-Propanol	2.470	212.834

Scottsdale Police Department Crime Lab Volatiles Analysis

Sample: 1305862	Vial: 17
Description: [REDACTED]	LIMS ID: [REDACTED]
Method: ethanol quant.M	Sequence: 25Feb20
Instrument: US14173023 CN14160045	Injection date: 2/25/2020 2:15:42 PM
Data file: C:\Chem32\1\Data\25Feb20\17.D	Analyst: Brooke

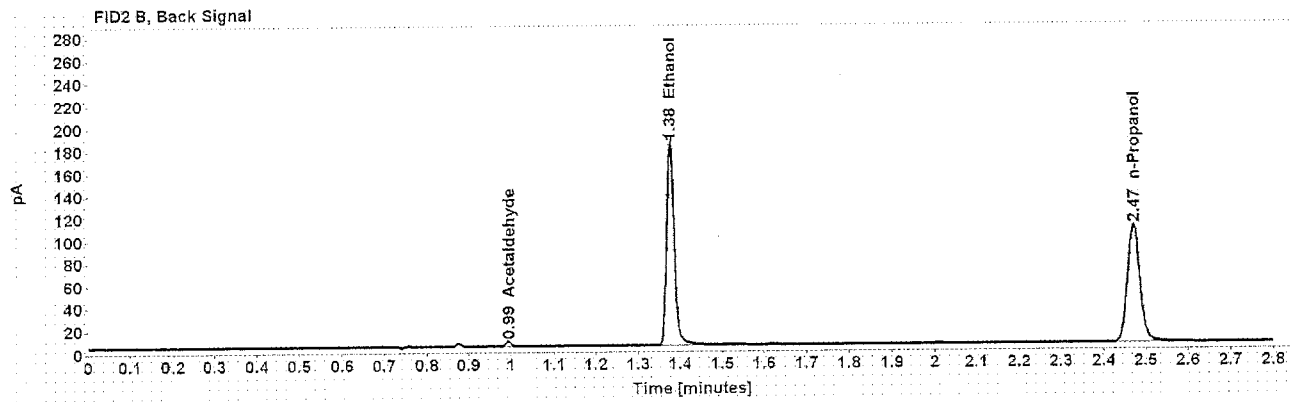
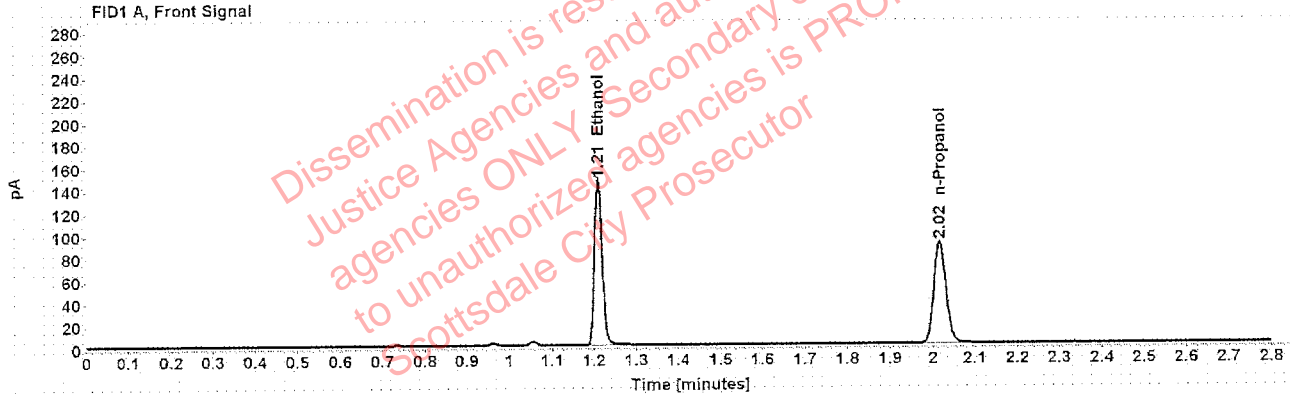


Table 1: FID 1 A (column DB-ALC1)

Compound	Amount (g/100mL)	Time (min)	Peak Area
>Ethanol	0.2871	1.210	186.996
n-Propanol	-----	2.016	180.542

Table 2: FID 2 B (column DB-ALC2)

Compound	Time (min)	Peak Area
Acetaldehyde	0.994	4.276
Ethanol	1.376	230.629
n-Propanol	2.470	215.585

Scottsdale Police Department Crime Lab Volatiles Analysis

Sample:	1280895	Vial:	18
Description:	[REDACTED]	LIMS ID:	[REDACTED]
Method:	ethanol quant.M	Sequence:	25Feb20
Instrument:	US14173023 CN14160045	Injection date:	2/25/2020 2:19:43 PM
Data file:	C:\Chem32\11\Data\25Feb20\18.D	Analyst:	Brooke

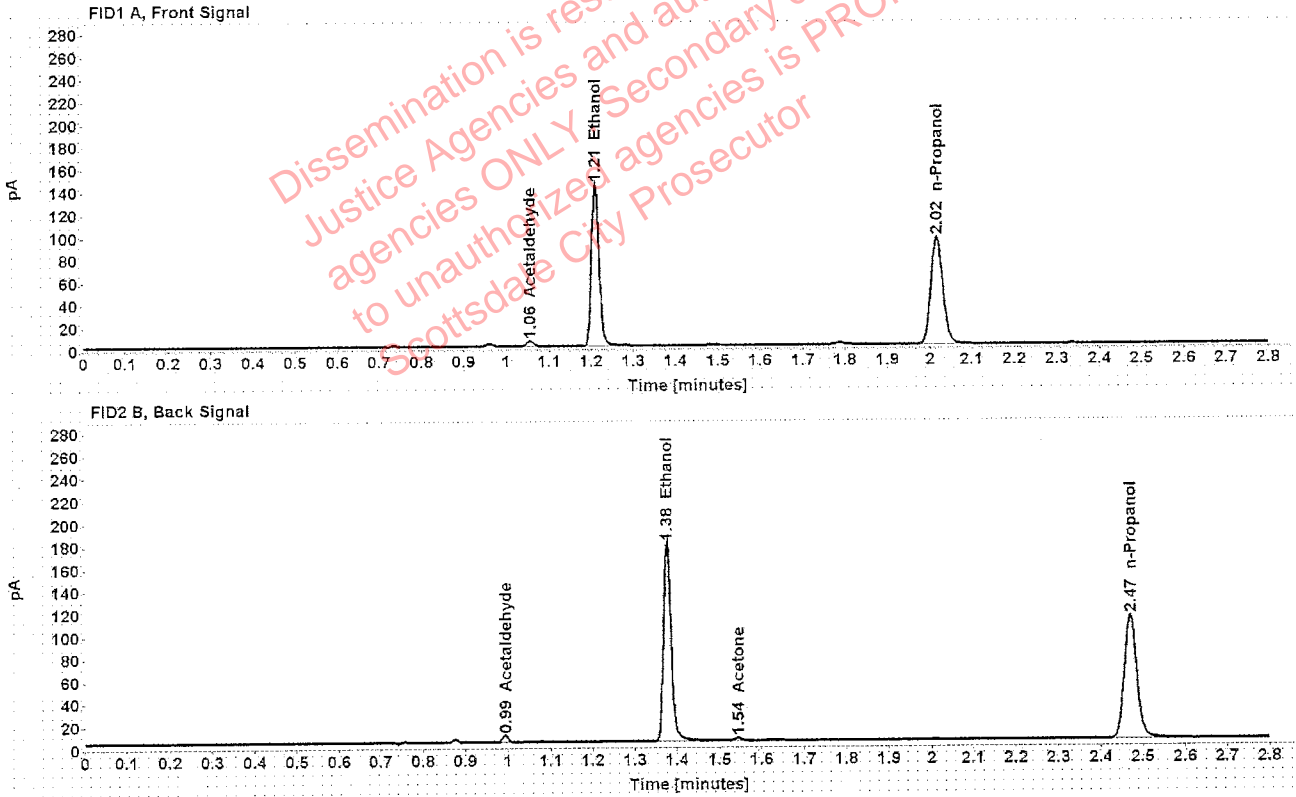


Table 1: FID 1 A (column DB-ALC1)

Compound	Amount (g/100mL)	Time (min)	Peak Area
Acetaldehyde	-----	1.056	4.604
>Ethanol	0.2677	1.210	183.089
n-Propanol	-----	2.016	189.681

Table 2: FID 2 B (column DB-ALC2)

Compound	Time (min)	Peak Area
Acetaldehyde	0.994	5.967
Ethanol	1.376	225.885
Acetone	1.544	3.936
n-Propanol	2.470	227.686

Case: [REDACTED] User: pbrooke 2/26/2020

Scottsdale Police Department Crime Lab Volatiles Analysis

Sample: 1280895	Vial: 19
Description: [REDACTED]	LIMS ID: [REDACTED]
Method: ethanol quant.M	Sequence: 25Feb20
Instrument: US14173023 CN14160045	Injection date: 2/25/2020 2:23:58 PM
Data file: C:\Chem32\1\Data\25Feb20\19.D	Analyst: Brooke

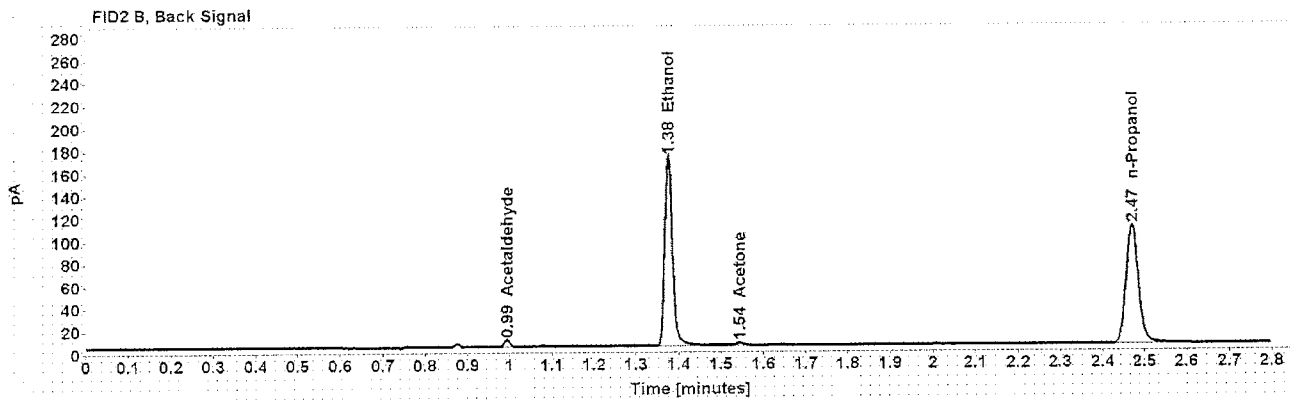
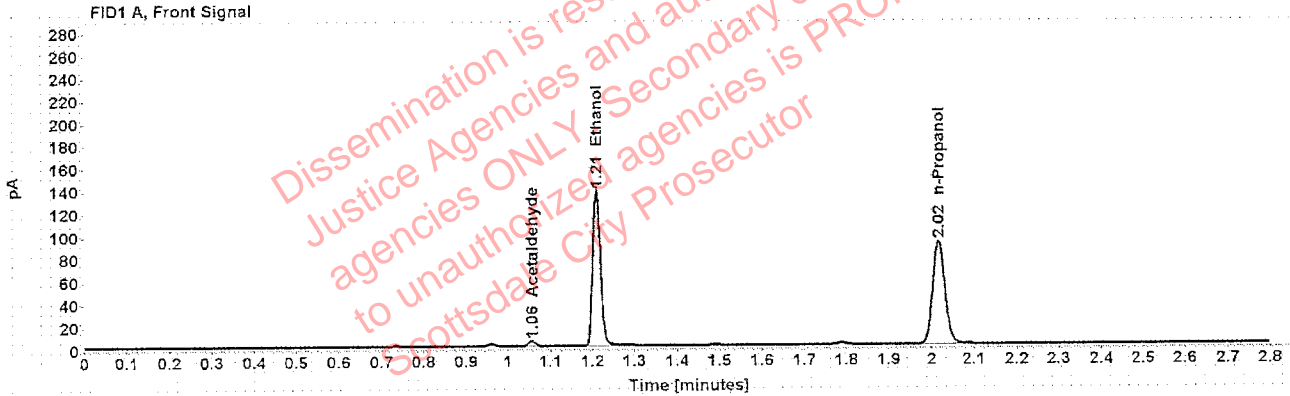


Table 1: FID 1 A (column DB-ALC1)

Compound	Amount (g/100mL)	Time (min)	Peak Area
Acetaldehyde	-----	1.056	4.497
>Ethanol	0.2657	1.210	175.255
n-Propanol	-----	2.016	182.883

Table 2: FID 2 B (column DB-ALC2)

Compound	Time (min)	Peak Area
Acetaldehyde	0.994	5.877
Ethanol	1.376	216.247
Acetone	1.544	3.932
n-Propanol	2.470	218.546

Scottsdale Police Department Crime Lab Volatiles Analysis

Sample:	34401JM	Vial:	21
Description:	[REDACTED]	LIMS ID:	[REDACTED]
Method:	ethanol quant.M	Sequence:	25Feb20
Instrument:	US14173023 CN14160045	Injection date:	2/25/2020 2:31:58 PM
Data file:	C:\Chem32\1\Data\25Feb20\21.D	Analyst:	Brooke

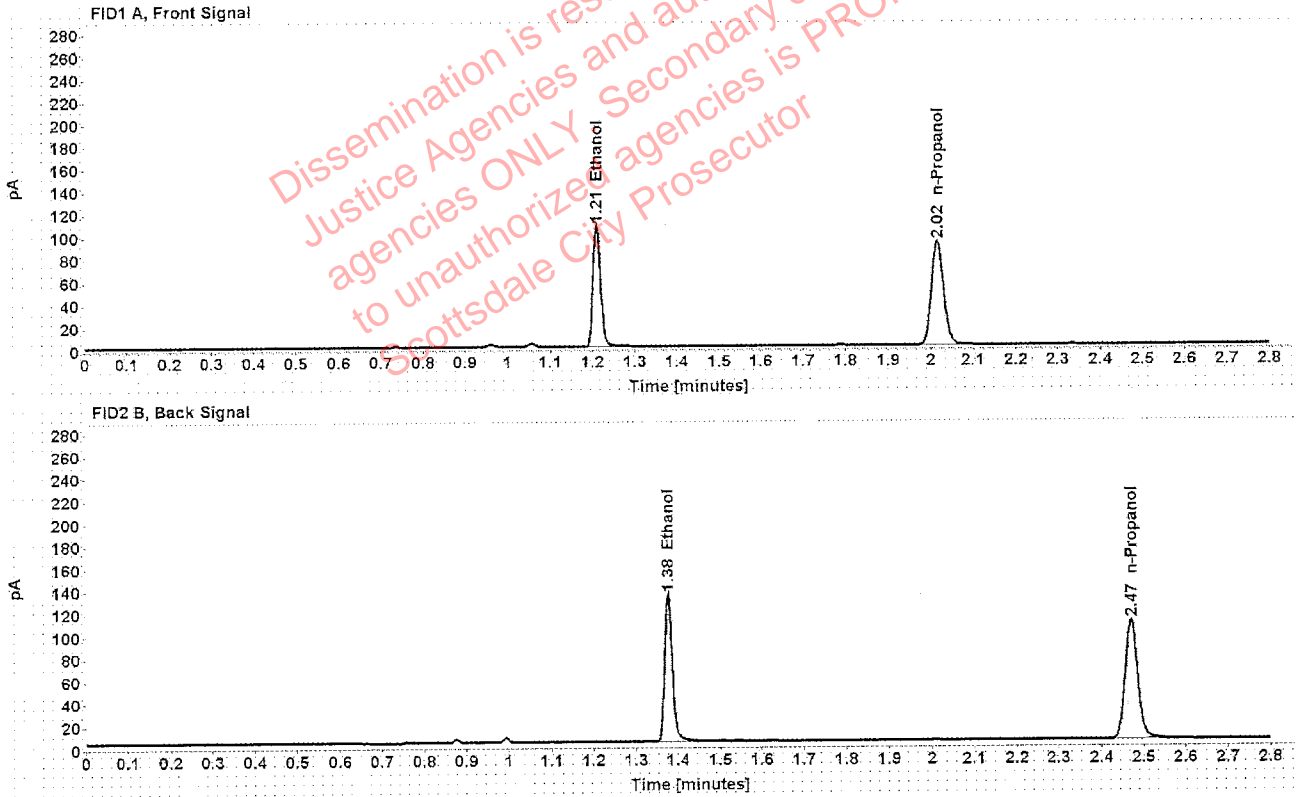


Table 1: FID 1 A (column DB-ALC1)

Compound	Amount (g/100mL)	Time (min)	Peak Area
>Ethanol	0.2068	1.210	136.945
n-Propanol	-----	2.016	183.857

Table 2: FID 2 B (column DB-ALC2)

Compound	Time (min)	Peak Area
Ethanol	1.376	169.130
n-Propanol	2.470	218.285

Scottsdale Police Department Crime Lab Volatiles Analysis

Sample:	34401JM	Vial:	22
Description:	[REDACTED]	LIMS ID:	[REDACTED]
Method:	ethanol quant.M	Sequence:	25Feb20
Instrument:	US14173023 CN14160045	Injection date:	2/25/2020 2:35:57 PM
Data file:	C:\Chem32\1\Data\25Feb20\22.D	Analyst:	Brooke

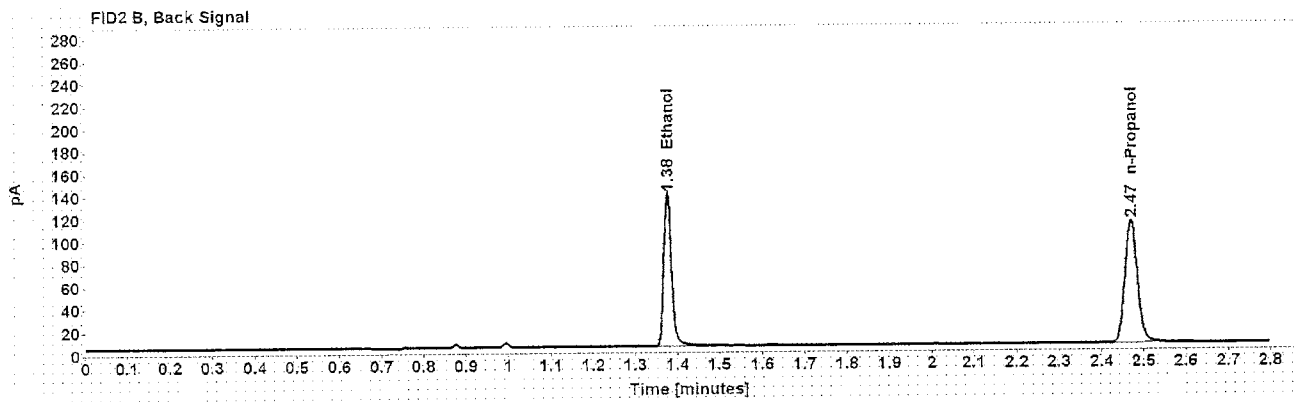
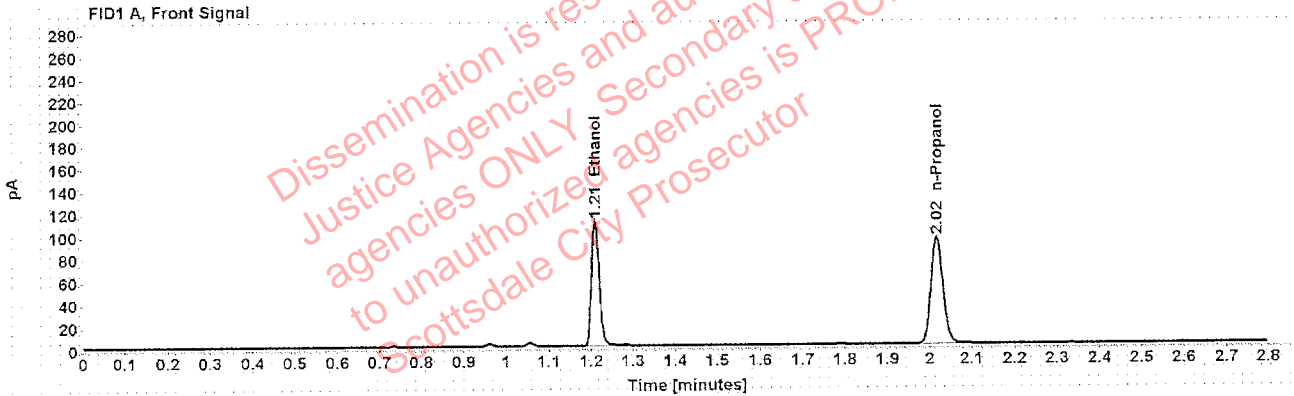


Table 1: FID 1 A (column DB-ALC1)

Compound	Amount (g/100mL)	Time (min)	Peak Area
>Ethanol	0.2080	1.210	141.438
n-Propanol	-----	2.016	188.781

Table 2: FID 2 B (column DB-ALC2)

Compound	Time (min)	Peak Area
Ethanol	1.376	174.620
n-Propanol	2.470	224.176

Scottsdale Police Department Crime Lab Volatiles Analysis

Sample:	1304561	Vial:	23
Description:	[REDACTED]	LIMS ID:	[REDACTED]
Method:	ethanol quant.M	Sequence:	25Feb20
Instrument:	US14173023 CN14160045	Injection date:	2/25/2020 2:39:58 PM
Data file:	C:\Chem32\1\Data\25Feb20\23.D	Analyst:	Brooke

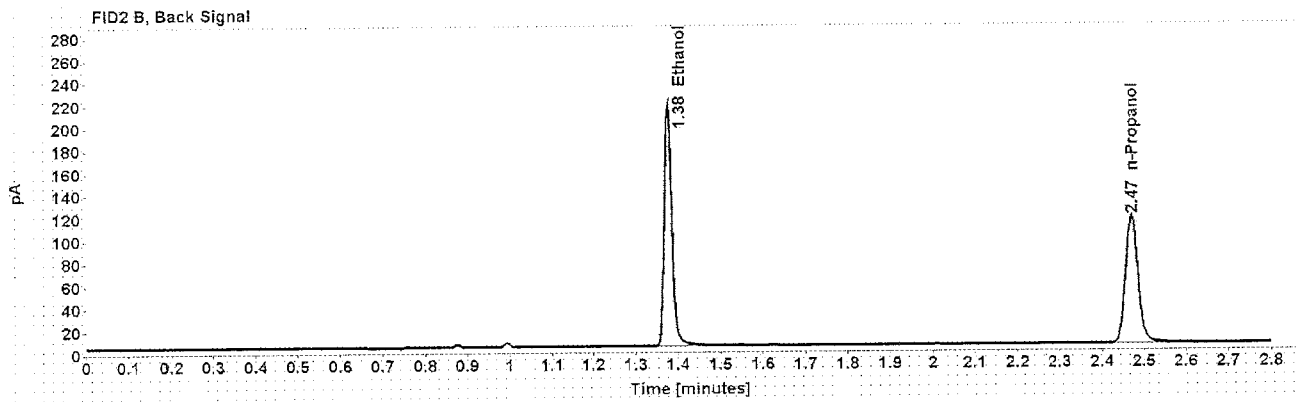
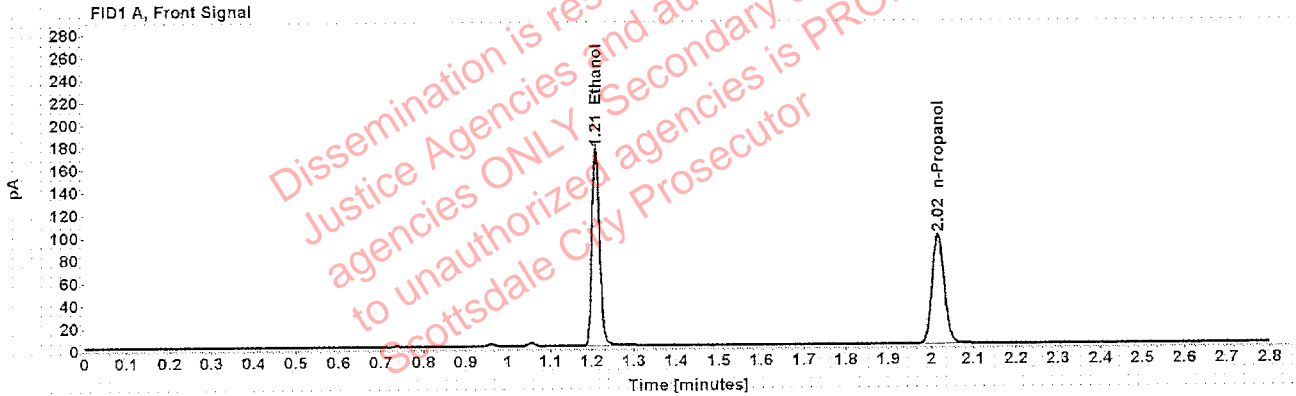


Table 1: FID 1 A (column DB-ALC1)

Compound	Amount (g/100mL)	Time (min)	Peak Area
>Ethanol	0.3178	1.210	222.483
n-Propanol	-----	2.016	194.034

Table 2: FID 2 B (column DB-ALC2)

Compound	Time (min)	Peak Area
Ethanol	1.376	272.363
n-Propanol	2.470	233.312

Scottsdale Police Department Crime Lab Volatiles Analysis

Sample:	1304561	Vial:	24
Description:	[REDACTED]	LIMS ID:	[REDACTED]
Method:	ethanol quant.M	Sequence:	25Feb20
Instrument:	US14173023 CN14160045	Injection date:	2/25/2020 2:43:57 PM
Data file:	C:\Chem32\1\Data\25Feb20\24.D	Analyst:	Brooke

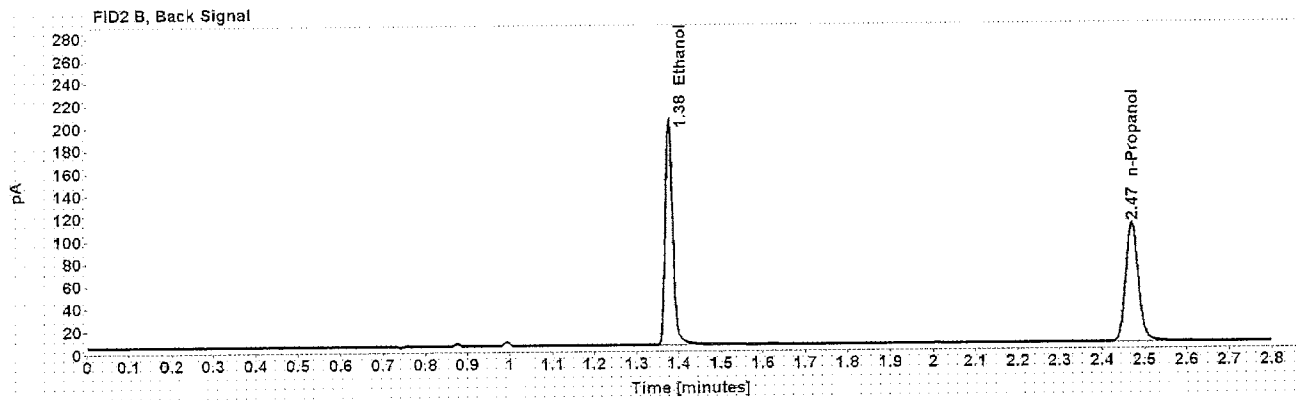
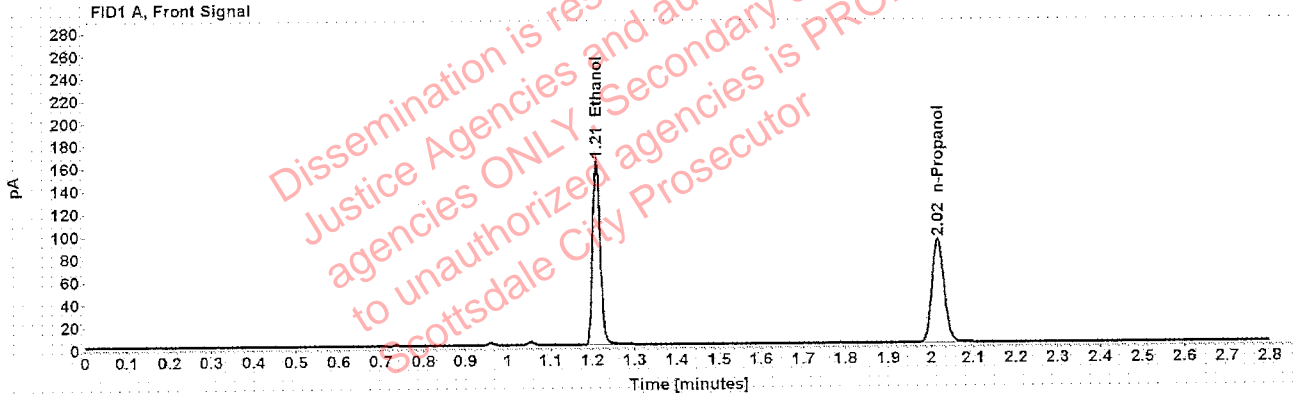


Table 1: FID 1 A (column DB-ALC1)

Compound	Amount (g/100mL)	Time (min)	Peak Area
>Ethanol	0.3128	1.210	206.826
n-Propanol	-----	2.016	183.274

Table 2: FID 2 B (column DB-ALC2)

Compound	Time (min)	Peak Area
Ethanol	1.376	253.655
n-Propanol	2.470	220.409

Case: [REDACTED] User: pbrooke 2/26/2020

Scottsdale Police Department Crime Lab Volatiles Analysis

Sample:	1306265	Vial:	25
Description:	[REDACTED]	LIMS ID:	[REDACTED]
Method:	ethanol quant.M	Sequence:	25Feb20
Instrument:	US14173023 CN14160045	Injection date:	2/25/2020 2:48:13 PM
Data file:	C:\Chem32\1\Data\25Feb20\25.D	Analyst:	Brooke

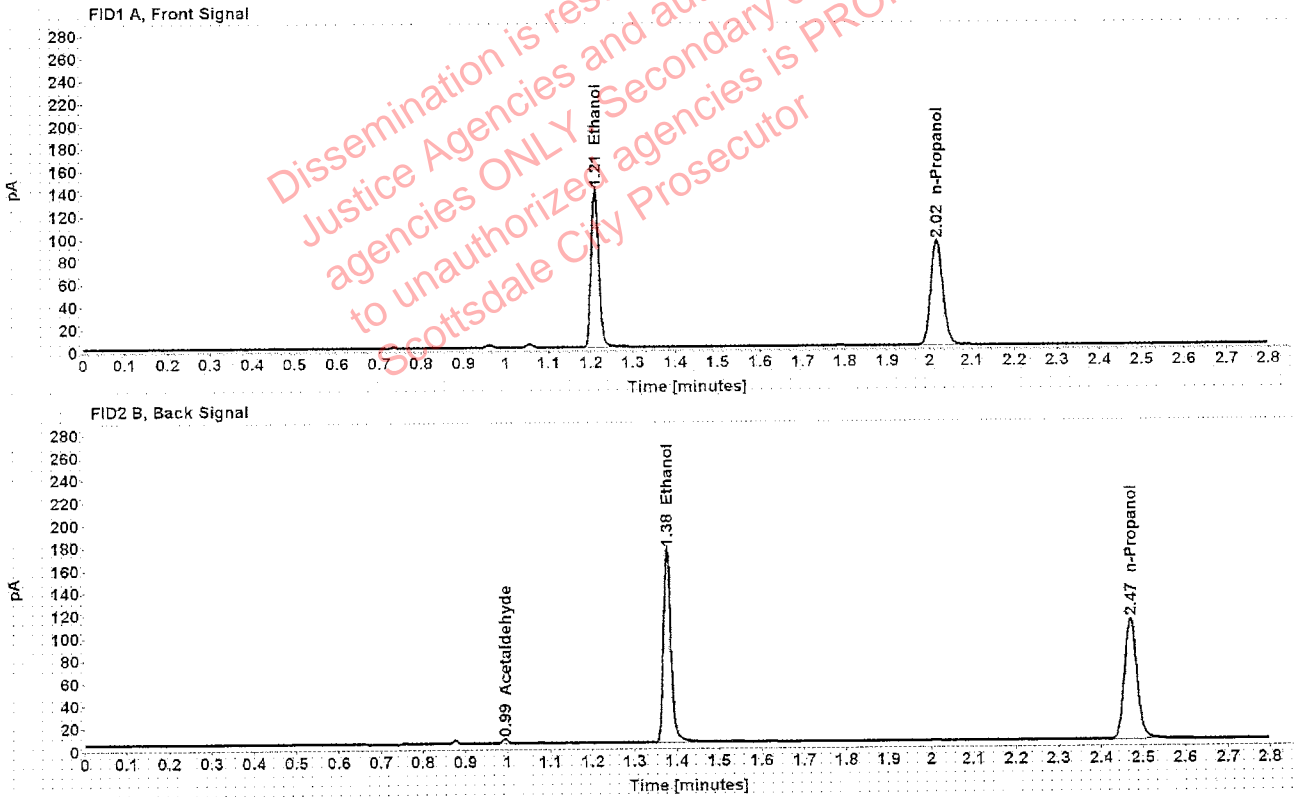


Table 1: FID 1 A (column DB-ALC1)

Compound	Amount (g/100mL)	Time (min)	Peak Area
>Ethanol	0.2665	1.210	178.638
n-Propanol	-----	2.016	185.876

Table 2: FID 2 B (column DB-ALC2)

Compound	Time (min)	Peak Area
Acetaldehyde	0.994	3.754
Ethanol	1.376	219.981
n-Propanol	2.470	221.215

Case: [REDACTED] User: pbrooke 2/26/2020

Scottsdale Police Department Crime Lab Volatiles Analysis

Sample:	1306265	Vial:	26
Description:	[REDACTED]	LIMS ID:	[REDACTED]
Method:	ethanol quant.M	Sequence:	25Feb20
Instrument:	US14173023 CN14160045	Injection date:	2/25/2020 2:52:13 PM
Data file:	C:\Chem32\1\Data\25Feb20\26.D	Analyst:	Brooke

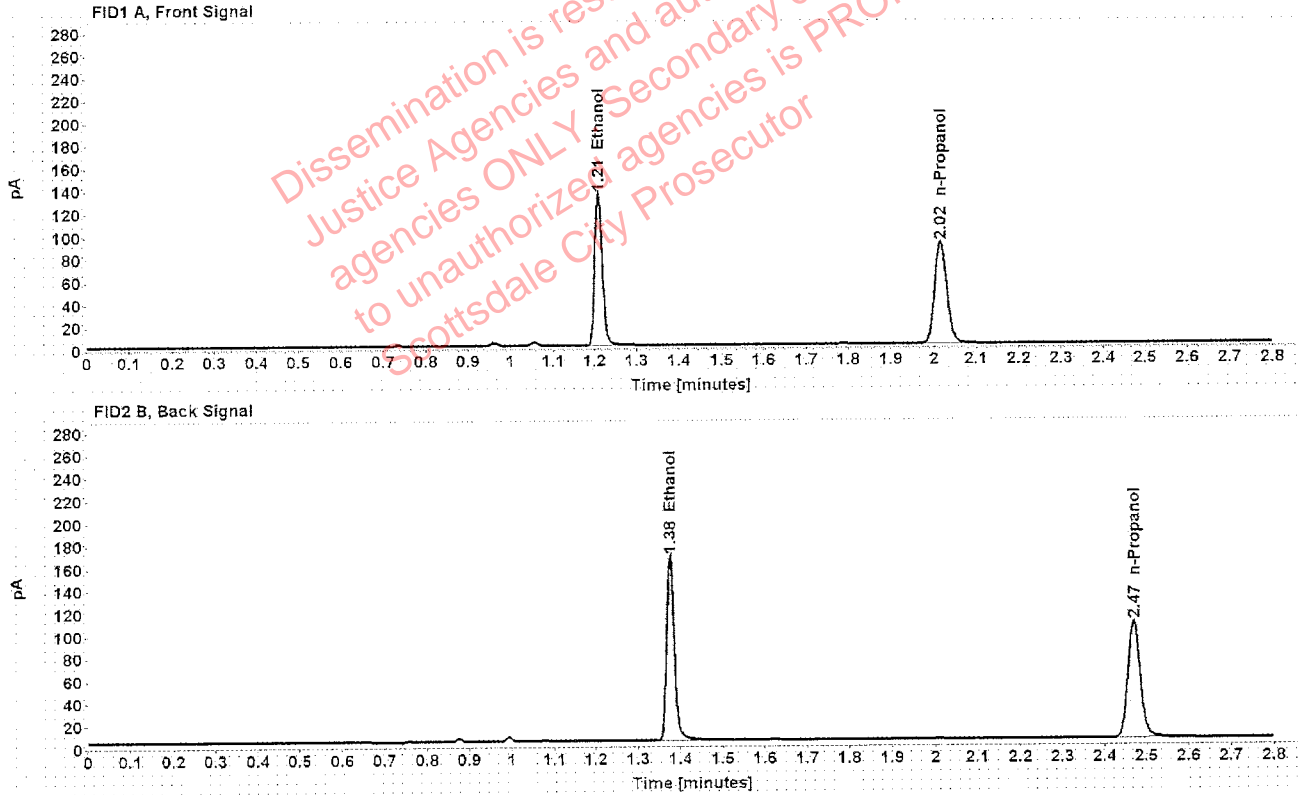


Table 1: FID 1 A (column DB-ALC1)

Compound	Amount (g/100mL)	Time (min)	Peak Area
>Ethanol	0.2633	1.210	170.595
n-Propanol	-----	2.016	179.715

Table 2: FID 2 B (column DB-ALC2)

Compound	Time (min)	Peak Area
Ethanol	1.376	210.634
n-Propanol	2.470	213.876

Scottsdale Police Department Crime Lab Volatiles Analysis

Sample:	1289937	Vial:	27
Description:	[REDACTED]	LIMS ID:	[REDACTED]
Method:	ethanol quant.M	Sequence:	25Feb20
Instrument:	US14173023 CN14160045	Injection date:	2/25/2020 2:56:12 PM
Data file:	C:\Chem32\1\Data\25Feb20\27.D	Analyst:	Brooke

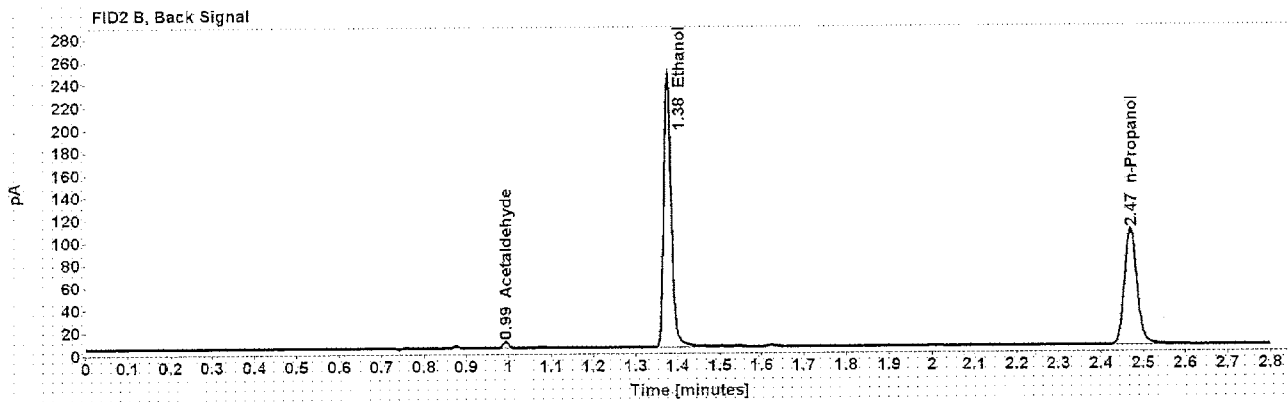
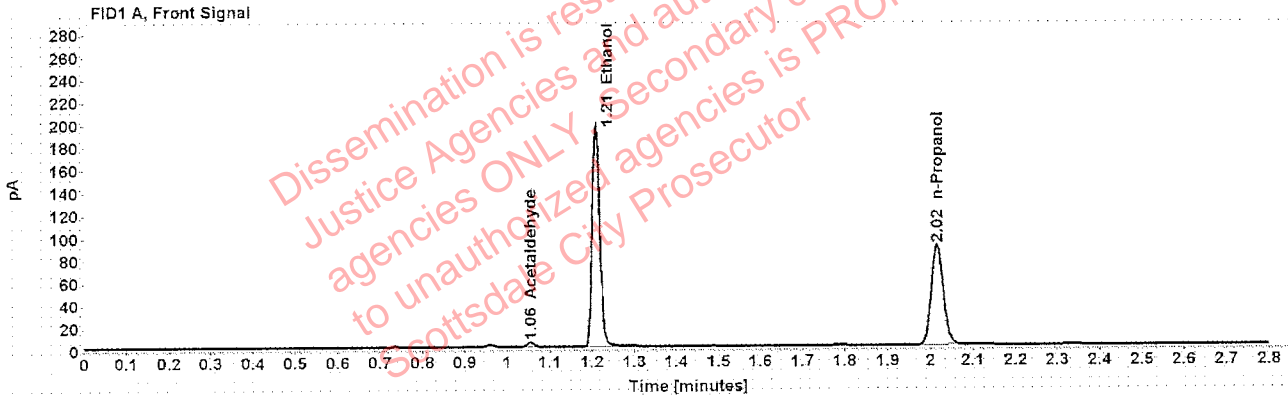


Table 1: FID 1 A (column DB-ALC1)

Compound	Amount (g/100mL)	Time (min)	Peak Area
Acetaldehyde	-----	1.055	3.955
>Ethanol	0.3881	1.210	249.636
n-Propanol	-----	2.016	178.121

Table 2: FID 2 B (column DB-ALC2)

Compound	Time (min)	Peak Area
Acetaldehyde	0.993	5.167
Ethanol	1.376	309.301
n-Propanol	2.469	214.447

Scottsdale Police Department Crime Lab Volatiles Analysis

Sample:	1289937	Vial:	28
Description:	[REDACTED]	LIMS ID:	[REDACTED]
Method:	ethanol quant.M	Sequence:	25Feb20
Instrument:	US14173023 CN14160045	Injection date:	2/25/2020 3:00:13 PM
Data file:	C:\Chem32\1\Data\25Feb20\28.D	Analyst:	Brooke

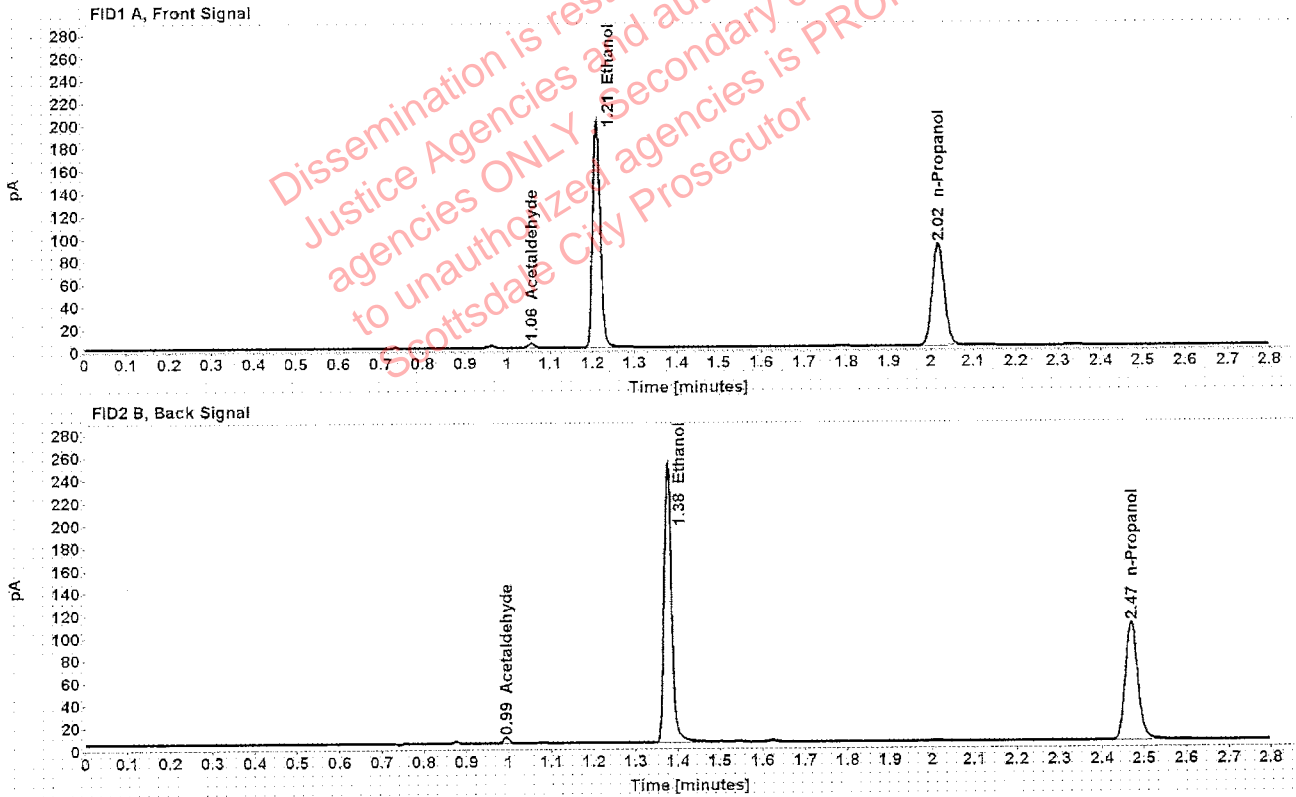


Table 1: FID 1 A (column DB-ALC1)

Compound	Amount (g/100mL)	Time (min)	Peak Area
Acetaldehyde	-----	1.056	4.024
>Ethanol	0.3889	1.210	254.783
n-Propanol	-----	2.016	181.430

Table 2: FID 2 B (column DB-ALC2)

Compound	Time (min)	Peak Area
Acetaldehyde	0.994	5.208
Ethanol	1.376	315.029
n-Propanol	2.470	218.208

Scottsdale Police Department Crime Lab Volatiles Analysis

Sample:	1294724	Vial:	29
Description:	[REDACTED]	LIMS ID:	[REDACTED]
Method:	ethanol quant.M	Sequence:	25Feb20
Instrument:	US14173023 CN14160045	Injection date:	2/25/2020 3:04:12 PM
Data file:	C:\Chem32\1\Data\25Feb20\29.D	Analyst:	Brooke

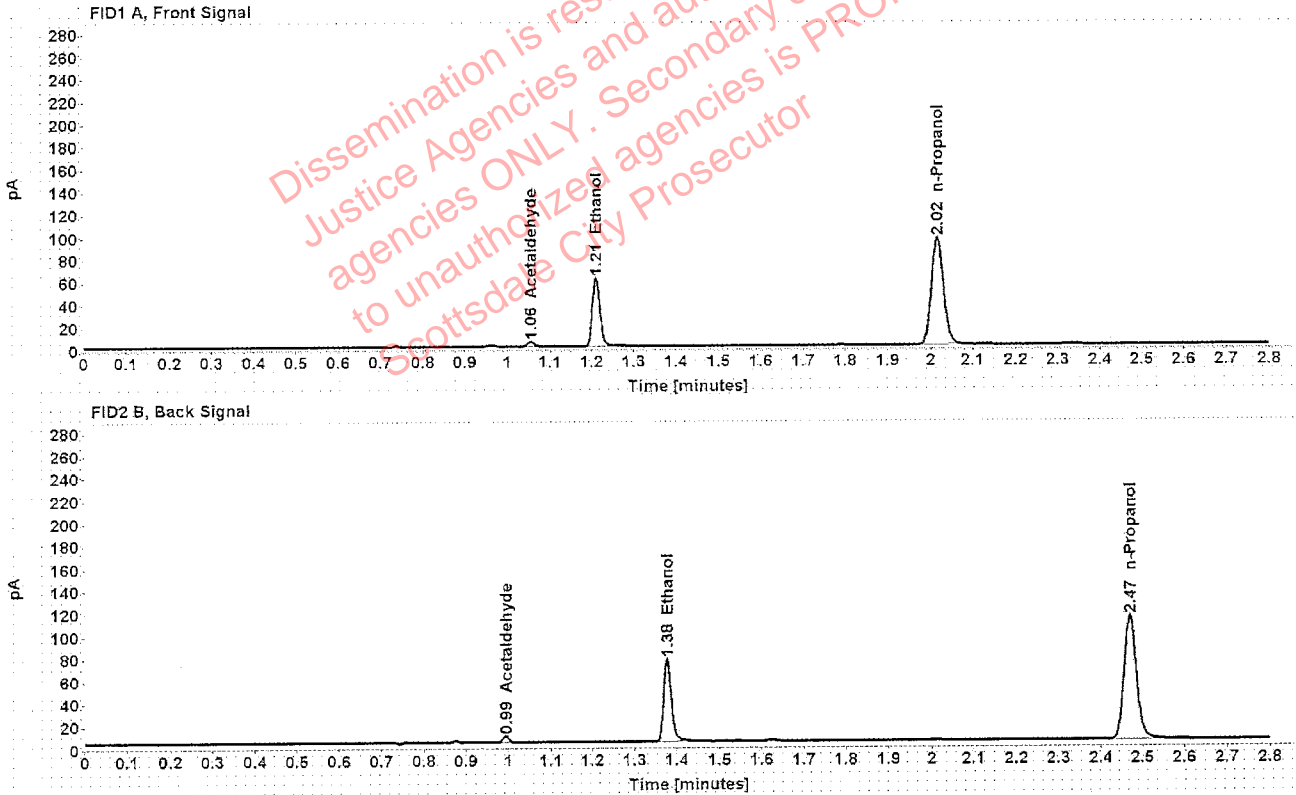


Table 1: FID 1 A (column DB-ALC1)

Compound	Amount (g/100mL)	Time (min)	Peak Area
Acetaldehyde	-----	1.056	4.308
>Ethanol	0.1138	1.211	77.651
n-Propanol	-----	2.016	190.227

Table 2: FID 2 B (column DB-ALC2)

Compound	Time (min)	Peak Area
Acetaldehyde	0.994	5.571
Ethanol	1.377	93.781
n-Propanol	2.470	228.180

Case: [REDACTED] User: pbrooke 2/26/2020

Scottsdale Police Department Crime Lab Volatiles Analysis

Sample: 1294724	Vial: 30
Description: [REDACTED]	LIMS ID: [REDACTED]
Method: ethanol quant.M	Sequence: 25Feb20
Instrument: US14173023 CN14160045	Injection date: 2/25/2020 3:08:13 PM
Data file: C:\Chem32\1\Data\25Feb20\30.D	Analyst: Brooke

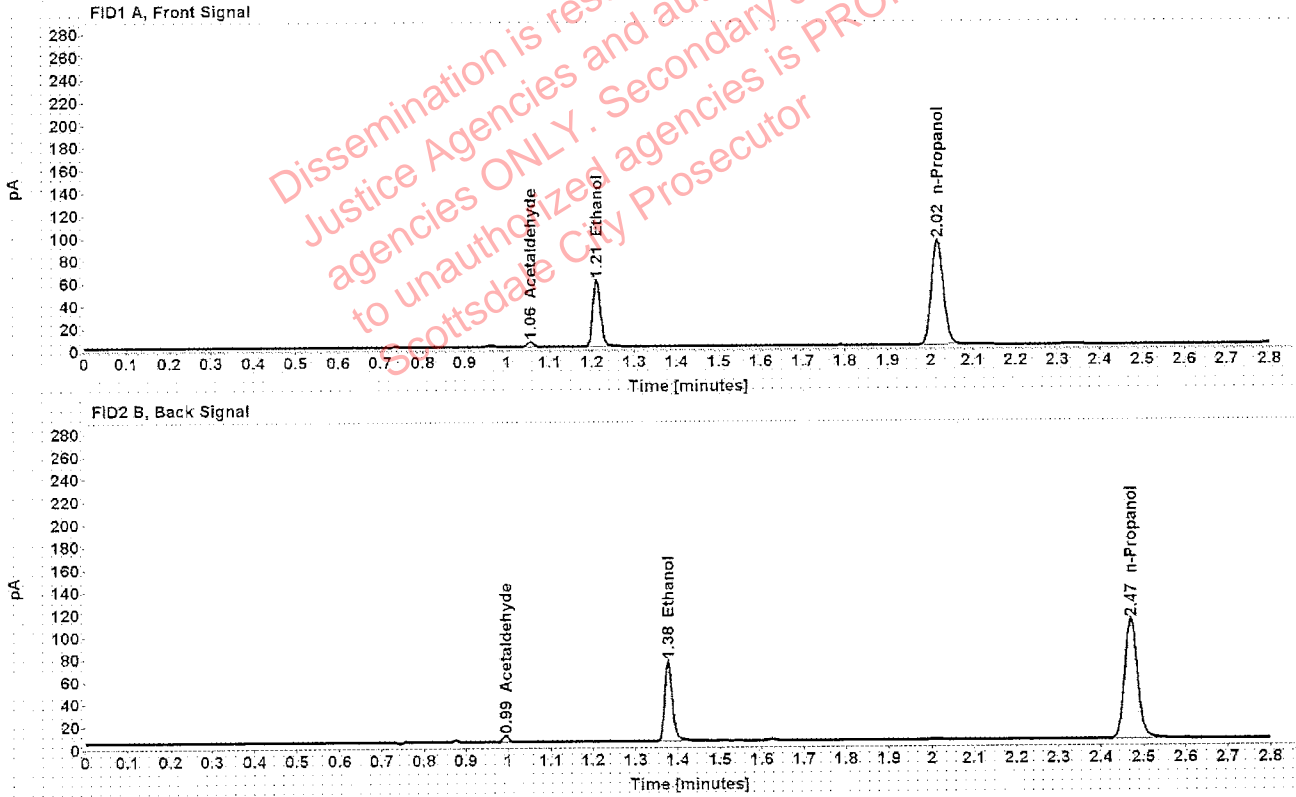


Table 1: FID 1 A (column DB-ALC1)

Compound	Amount (g/100mL)	Time (min)	Peak Area
Acetaldehyde	-----	1.056	4.315
>Ethanol	0.1136	1.211	75.388
n-Propanol	-----	2.016	185.051

Table 2: FID 2 B (column DB-ALC2)

Compound	Time (min)	Peak Area
Acetaldehyde	0.994	5.598
Ethanol	1.377	91.533
n-Propanol	2.470	222.030

Scottsdale Police Department Crime Lab Volatiles Analysis

Sample:	1310756	Vial:	32
Description:	[REDACTED]	LIMS ID:	[REDACTED]
Method:	ethanol quant.mv	Sequence:	25Feb20
Instrument:	US14173023 CN14160045	Injection date:	2/25/2020 3:16:27 PM
Data file:	C:\Chem32\1\Data\25Feb20\32.D	Analyst:	Brooke

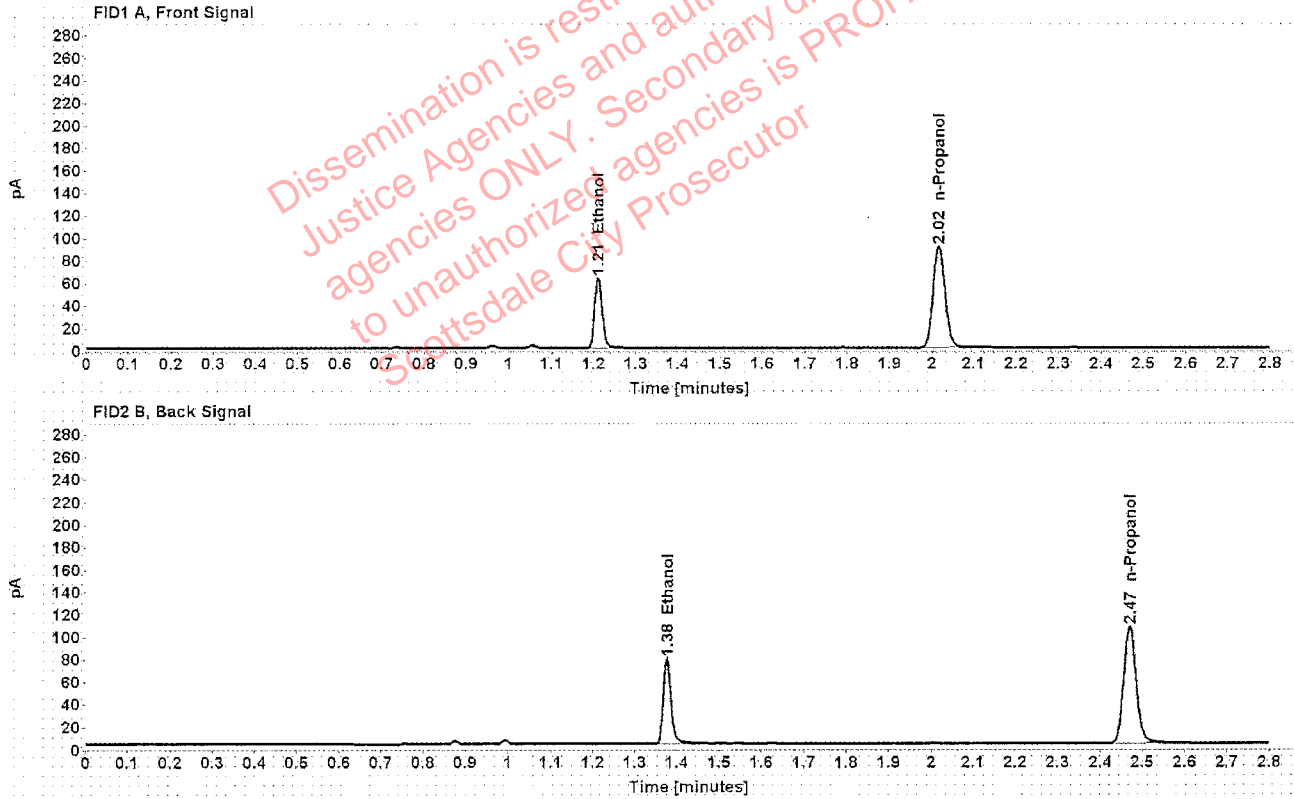


Table 1: FID 1 A (column DB-ALC1)

Compound	Amount (g/100mL)	Time (min)	Peak Area
>Ethanol	0.1233	1.211	79.804
n-Propanol	-----	2.016	180.313

Table 2: FID 2 B (column DB-ALC2)

Compound	Time (min)	Peak Area
Ethanol	1.377	96.964
n-Propanol	2.470	214.996

Scottsdale Police Department Crime Lab Volatiles Analysis

Sample:	1310756	Vial:	33
Description:	[REDACTED]	LIMS ID:	[REDACTED]
Method:	ethanol quant.M	Sequence:	25Feb20
Instrument:	US14173023 CN14160045	Injection date:	2/25/2020 3:20:28 PM
Data file:	C:\Chem32\1\Data\25Feb20\33.D	Analyst:	Brooke

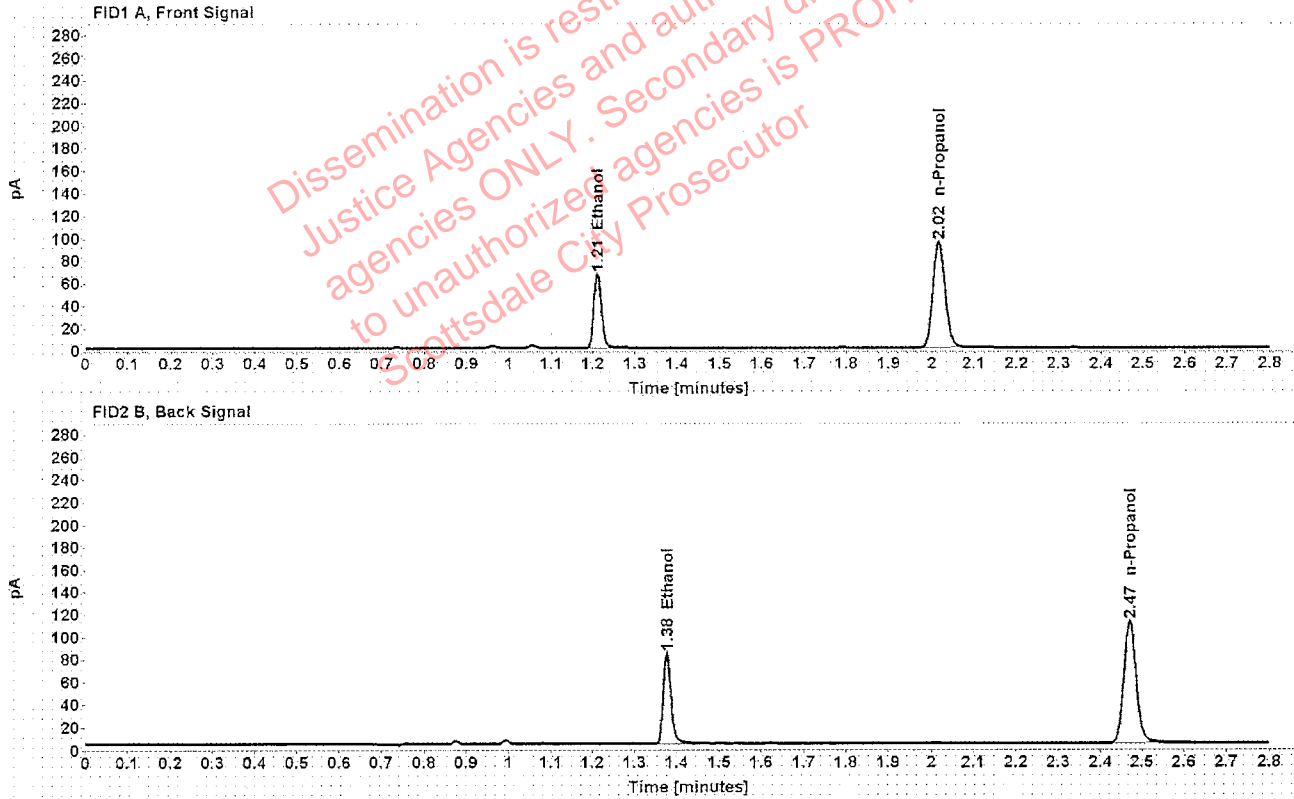


Table 1: FID 1 A (column DB-ALC1)

Compound	Amount (g/100mL)	Time (min)	Peak Area
>Ethanol	0.1249	1.211	84.360
n-Propanol	-----	2.016	188.261

Table 2: FID 2 B (column DB-ALC2)

Compound	Time (min)	Peak Area
Ethanol	1.377	104.624
n-Propanol	2.470	224.625

Scottsdale Police Department Crime Lab Volatiles Analysis

Sample:	1310864	Vial:	34
Description:	[REDACTED]	LIMS ID:	[REDACTED]
Method:	ethanol quant.M	Sequence:	25Feb20
Instrument:	US14173023 CN14160045	Injection date:	2/25/2020 3:24:28 PM
Data file:	C:\Chem32\1\Data\25Feb20\34.D	Analyst:	Brooke

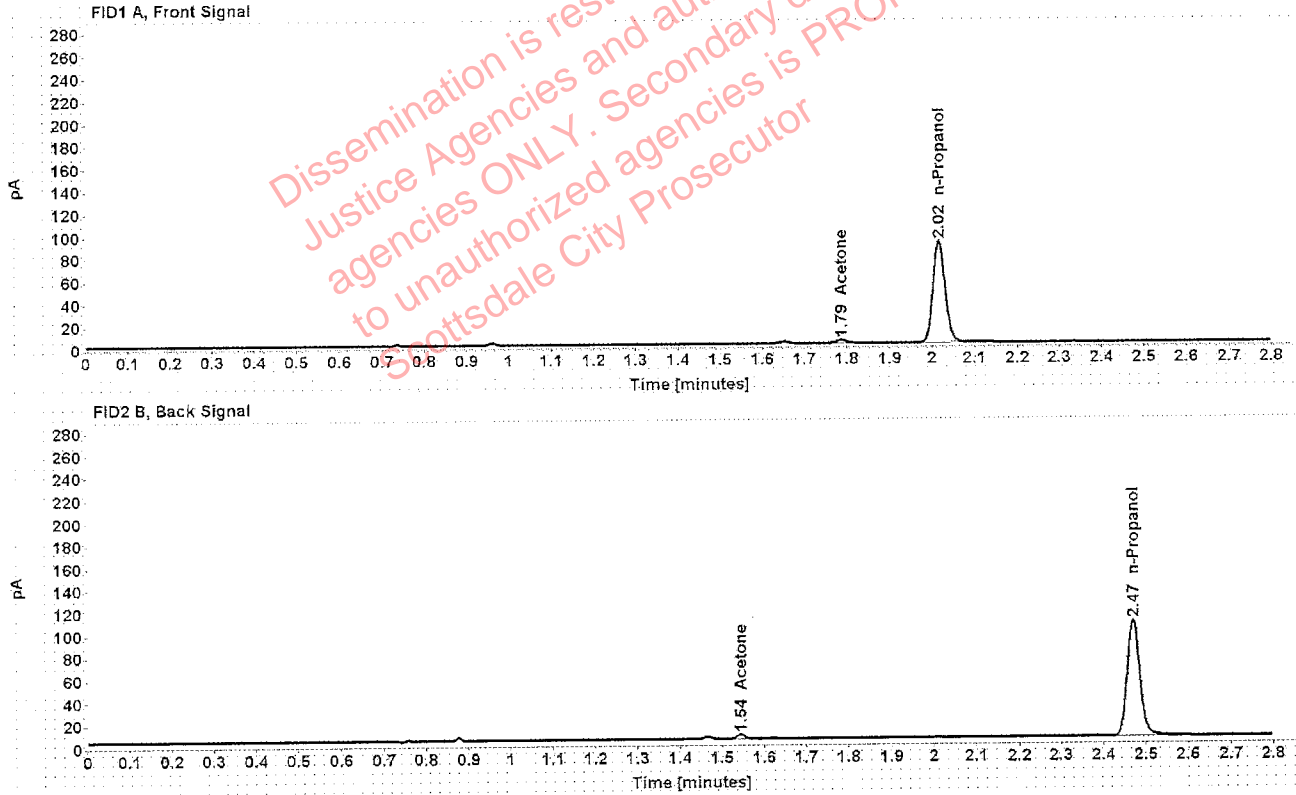


Table 1: FID 1 A (column DB-ALC1)

Compound	Amount (g/100mL)	Time (min)	Peak Area
Acetone	-----	1.787	4.492
n-Propanol	-----	2.016	179.893

Table 2: FID 2 B (column DB-ALC2)

Compound	Time (min)	Peak Area
Acetone	1.544	5.521
n-Propanol	2.470	214.958

Scottsdale Police Department Crime Lab Volatiles Analysis

Sample:	1310864	Vial:	35
Description:	[REDACTED]	LIMS ID:	[REDACTED]
Method:	ethanol quant.M	Sequence:	25Feb20
Instrument:	US14173023 CN14160045	Injection date:	2/25/2020 3:28:27 PM
Data file:	C:\Chem32\1\Data\25Feb20\35.D	Analyst:	Brooke

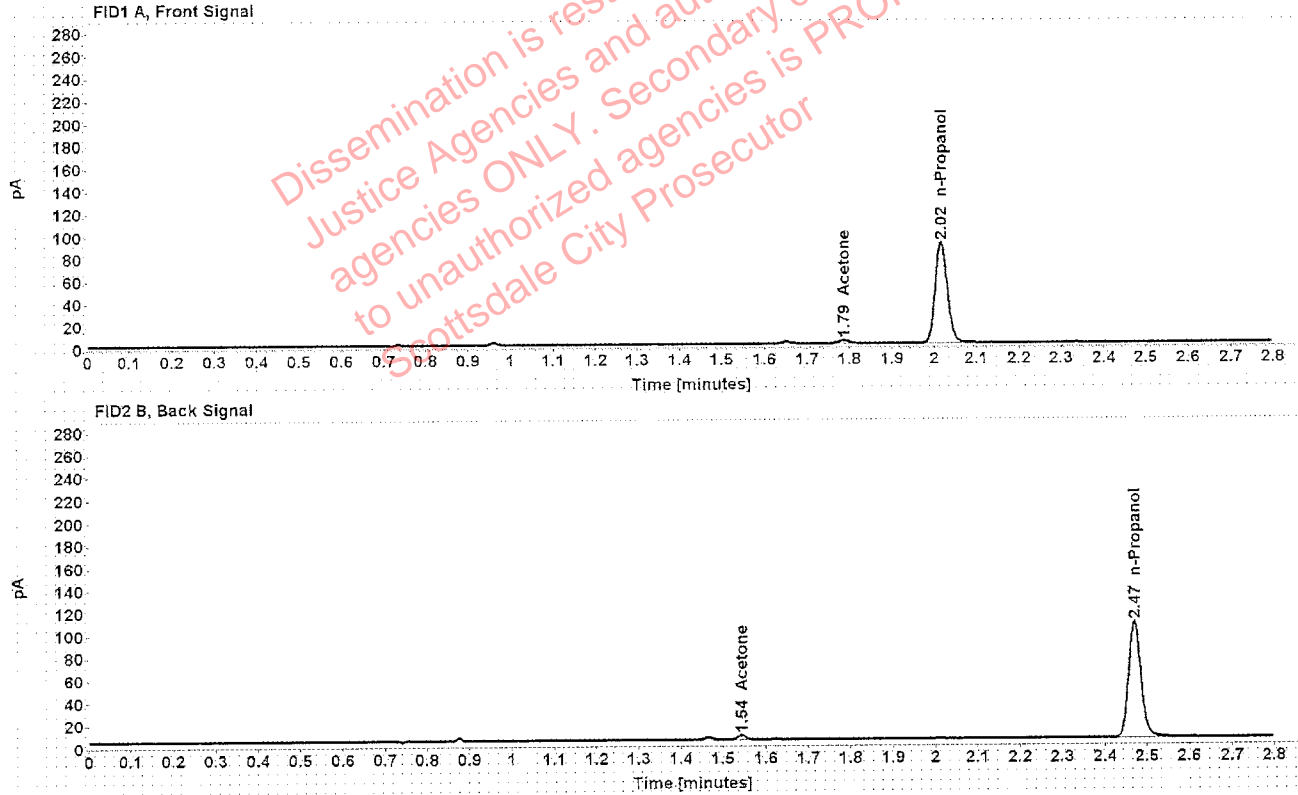


Table 1: FID 1 A (column DB-ALC1)

Compound	Amount (g/100mL)	Time (min)	Peak Area
Acetone	-----	1.787	4.489
n-Propanol	-----	2.016	179.090

Table 2: FID 2 B (column DB-ALC2)

Compound	Time (min)	Peak Area
Acetone	1.544	5.546
n-Propanol	2.470	214.188

Scottsdale Police Department Crime Lab Volatiles Analysis

Sample:	1303967	Vial:	36
Description:	[REDACTED]	LIMS ID:	[REDACTED]
Method:	ethanol quant.M	Sequence:	25Feb20
Instrument:	US14173023 CN14160045	Injection date:	2/25/2020 3:32:28 PM
Data file:	C:\Chem32\1\Data\25Feb20\36.D	Analyst:	Brooke

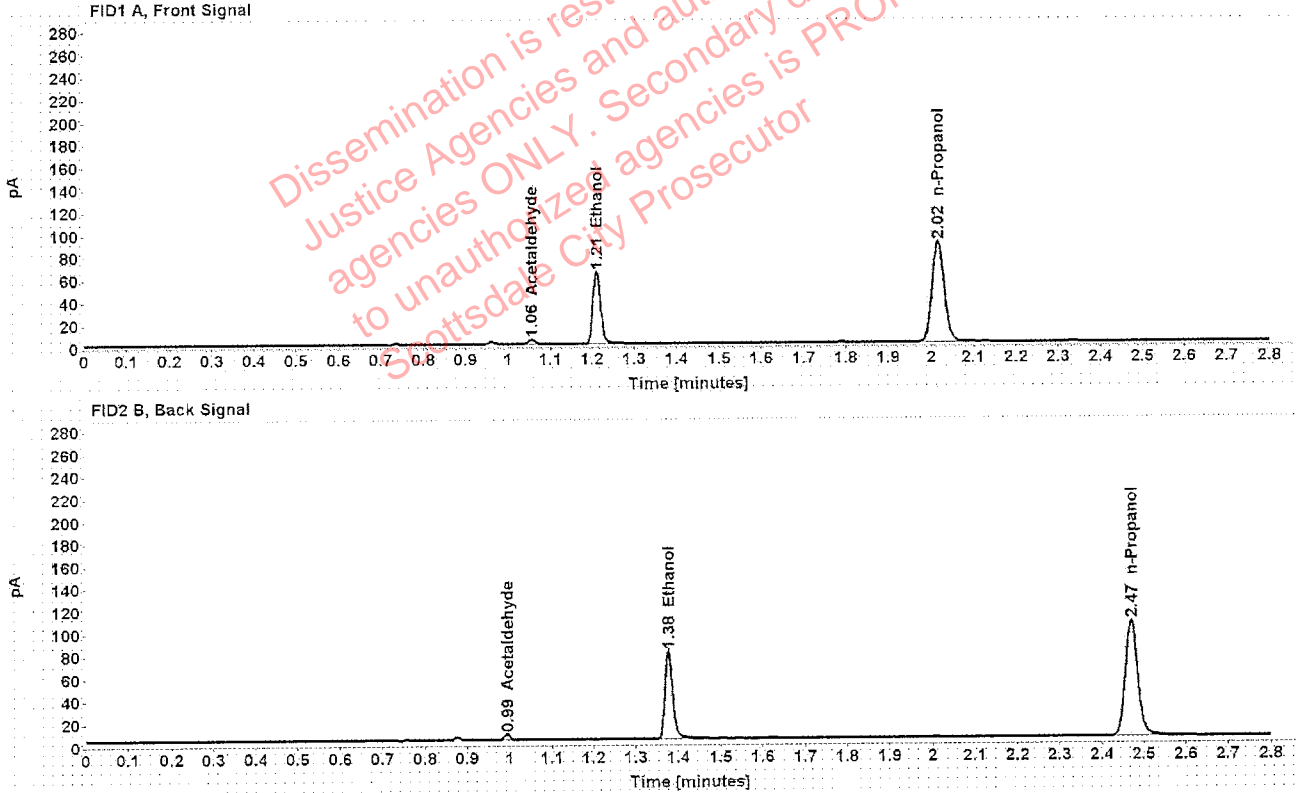


Table 1: FID 1 A (column DB-ALC1)

Compound	Amount (g/100mL)	Time (min)	Peak Area
Acetaldehyde	-----	1.056	3.869
>Ethanol	0.1282	1.211	82.091
n-Propanol	-----	2.016	178.432

Table 2: FID 2 B (column DB-ALC2)

Compound	Time (min)	Peak Area
Acetaldehyde	0.994	5.045
Ethanol	1.377	99.662
n-Propanol	2.470	213.581

Scottsdale Police Department Crime Lab Volatiles Analysis

Sample:	1303967	Vial:	37
Description:	[REDACTED]	LIMS ID:	[REDACTED]
Method:	ethanol quant.M	Sequence:	25Feb20
Instrument:	US14173023 CN14160045	Injection date:	2/25/2020 3:36:42 PM
Data file:	C:\Chem32\1\Data\25Feb20\37.D	Analyst:	Brooke

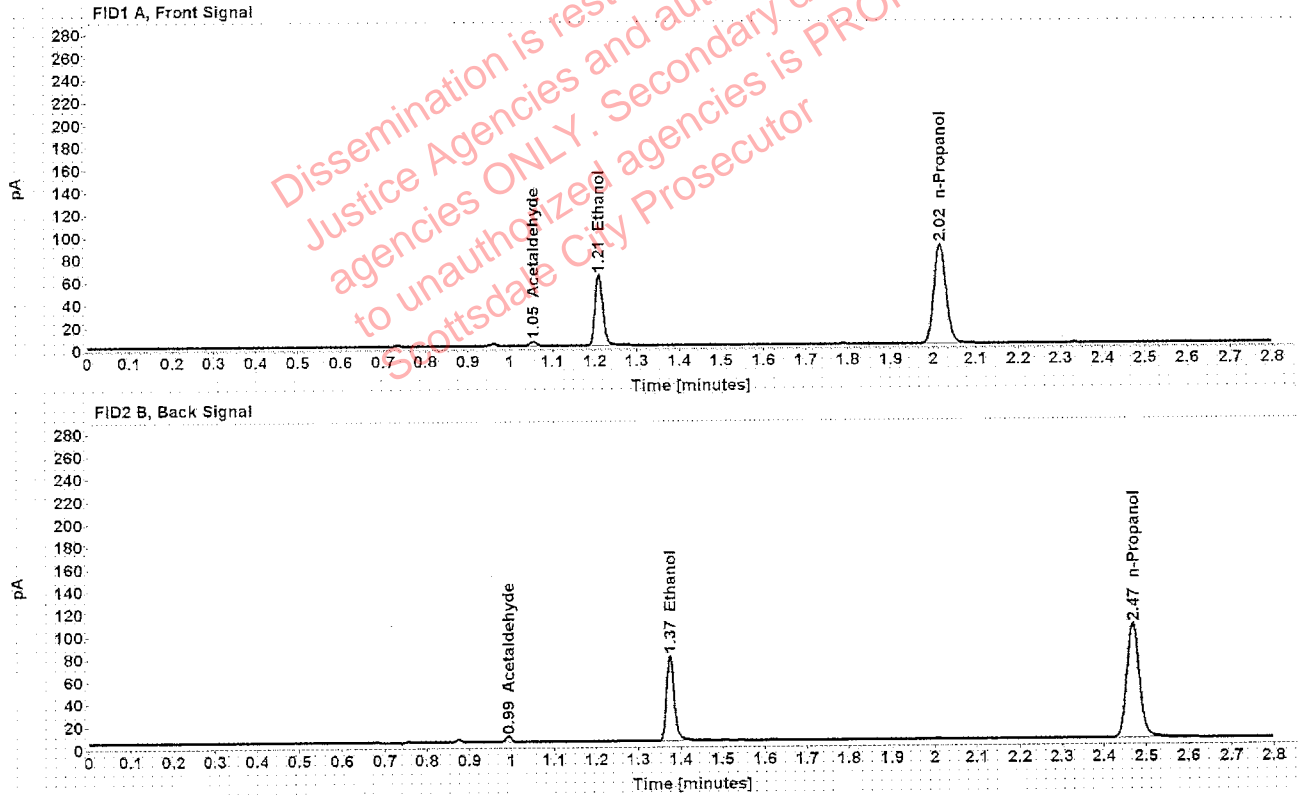


Table 1: FID 1 A (column DB-ALC1)

Compound	Amount (g/100mL)	Time (min)	Peak Area
Acetaldehyde	-----	1.055	3.784
>Ethanol	0.1270	1.209	80.176
n-Propanol	-----	2.015	175.909

Table 2: FID 2 B (column DB-ALC2)

Compound	Time (min)	Peak Area
Acetaldehyde	0.993	4.960
Ethanol	1.374	96.546
n-Propanol	2.468	210.048

Case: [REDACTED] User: pbrooke 2/26/2020

Scottsdale Police Department Crime Lab Volatiles Analysis

Sample:	1309483	Vial:	38
Description:	[REDACTED]	LIMS ID:	[REDACTED]
Method:	ethanol quant.M	Sequence:	25Feb20
Instrument:	US14173023 CN14160045	Injection date:	2/25/2020 3:40:42 PM
Data file:	C:\Chem32\1\Data\25Feb20\38.D	Analyst:	Brooke

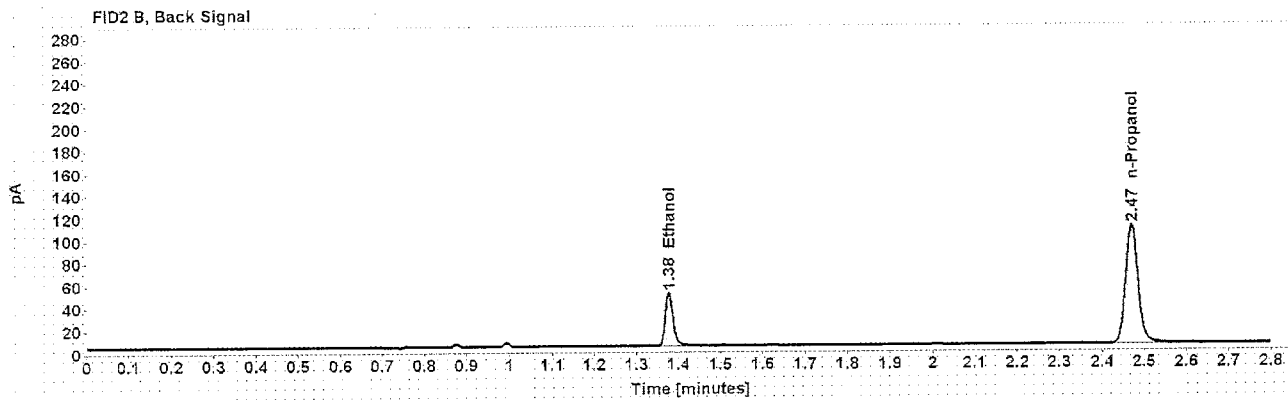
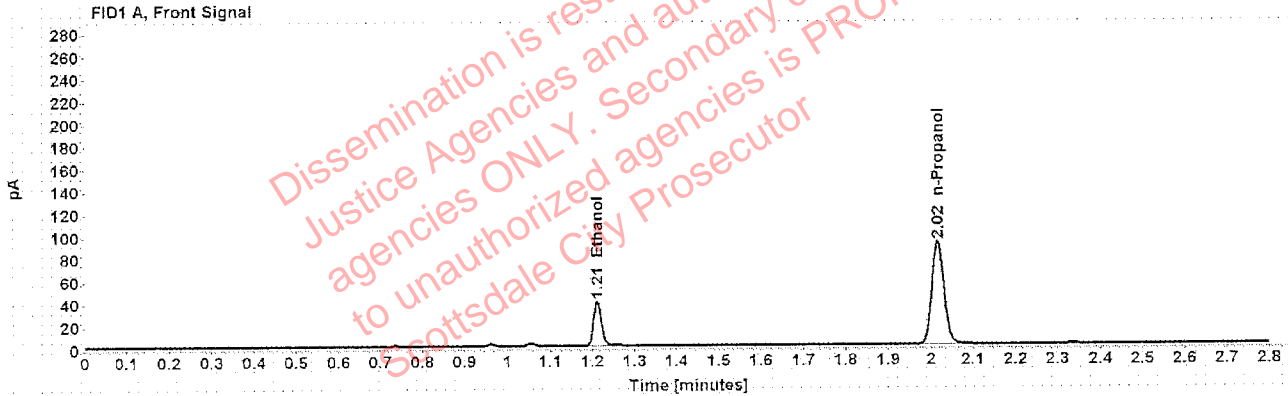


Table 1: FID 1 A (column DB-ALC1)

Compound	Amount (g/100mL)	Time (min)	Peak Area
>Ethanol	0.0773	1.211	50.440
n-Propanol	-----	2.016	182.766

Table 2: FID 2 B (column DB-ALC2)

Compound	Time (min)	Peak Area
Ethanol	1.377	60.764
n-Propanol	2.470	219.000

Scottsdale Police Department Crime Lab Volatiles Analysis

Sample:	1309483	Vial:	39
Description:	[redacted]	LIMS ID:	[redacted]
Method:	ethanol quant.M	Sequence:	25Feb20
Instrument:	US14173023 CN14160045	Injection date:	2/25/2020 3:44:42 PM
Data file:	C:\Chem32\1\Data\25Feb20\39.D	Analyst:	Brooke

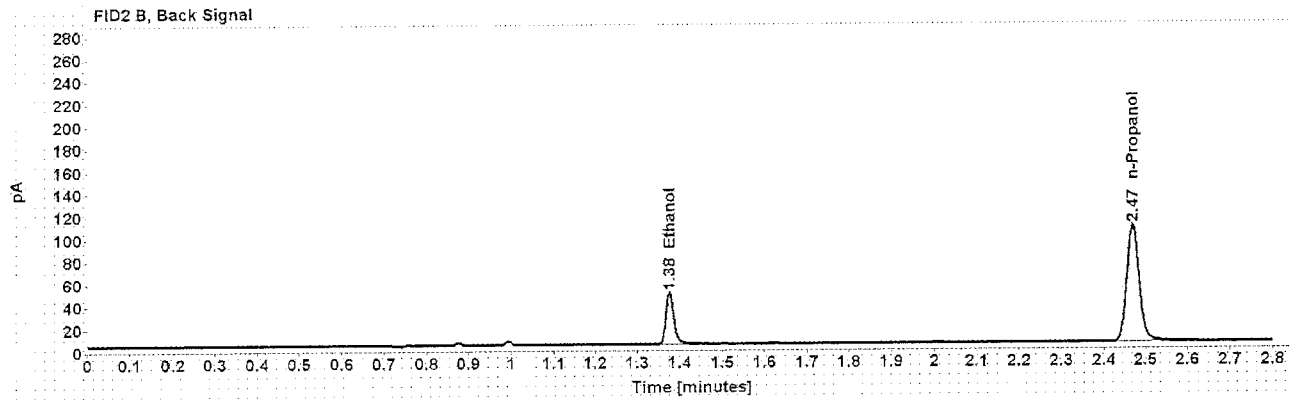
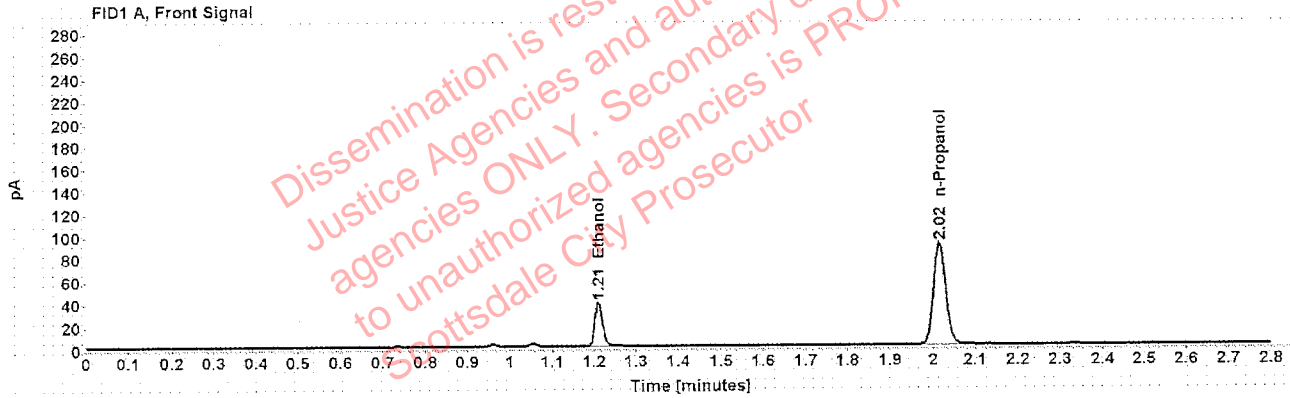


Table 1: FID 1 A (column DB-ALC1)

Compound	Amount (g/100mL)	Time (min)	Peak Area
>Ethanol	0.0763	1.211	48.925
n-Propanol	-----	2.016	179.732

Table 2: FID 2 B (column DB-ALC2)

Compound	Time (min)	Peak Area
Ethanol	1.376	58.951
n-Propanol	2.469	215.487

Case: [REDACTED] User: pbrooke 2/26/2020

Scottsdale Police Department Crime Lab Volatiles Analysis

Sample:	1289500	Vial:	40
Description:	[REDACTED]	LIMS ID:	[REDACTED]
Method:	ethanol quant.M	Sequence:	25Feb20
Instrument:	US14173023 CN14160045	Injection date:	2/25/2020 3:48:43 PM
Data file:	C:\Chem32\1\Data\25Feb20\40.D	Analyst:	Brooke

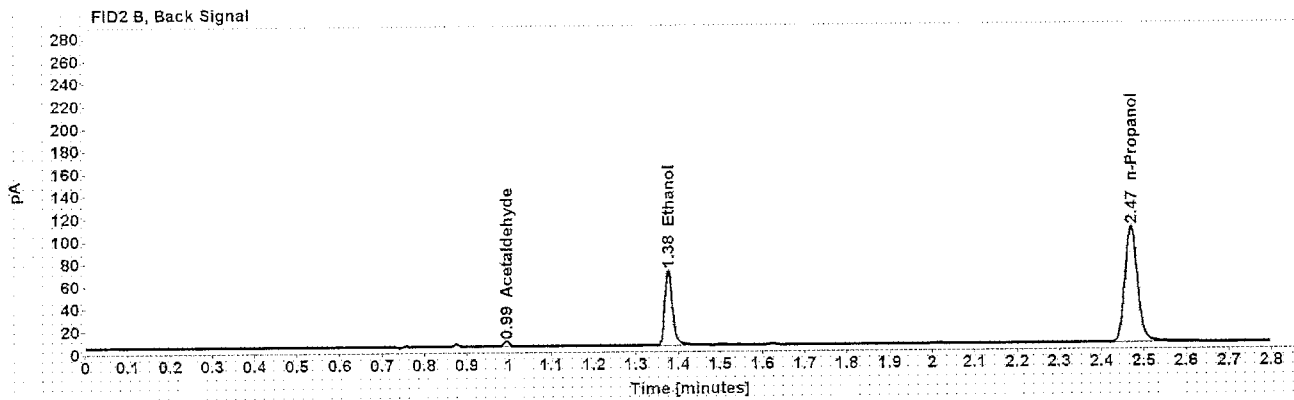
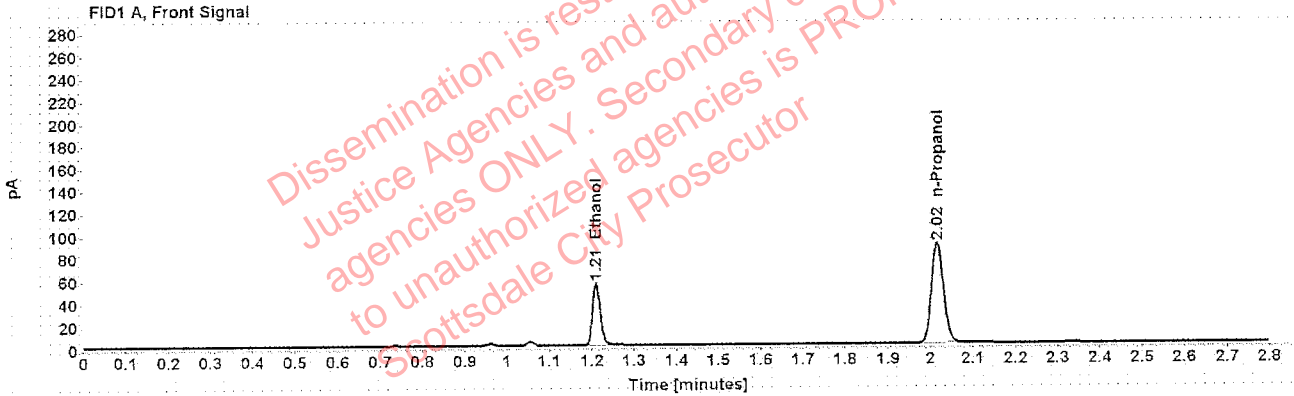


Table 1: FID 1 A (column DB-ALC1)

Compound	Amount (g/100mL)	Time (min)	Peak Area
>Ethanol	0.1106	1.211	70.500
n-Propanol	-----	2.016	177.880

Table 2: FID 2 B (column DB-ALC2)

Compound	Time (min)	Peak Area
Acetaldehyde	0.994	4.407
Ethanol	1.376	85.659
n-Propanol	2.469	213.456

Case: [REDACTED] User: pbrooke 2/26/2020

Scottsdale Police Department Crime Lab Volatiles Analysis

Sample:	1289500	Vial:	41
Description:	[REDACTED]	LIMS ID:	[REDACTED]
Method:	ethanol quant.M	Sequence:	25Feb20
Instrument:	US14173023 CN14160045	Injection date:	2/25/2020 3:52:43 PM
Data file:	C:\Chem32\1\Data\25Feb20\41.D	Analyst:	Brooke

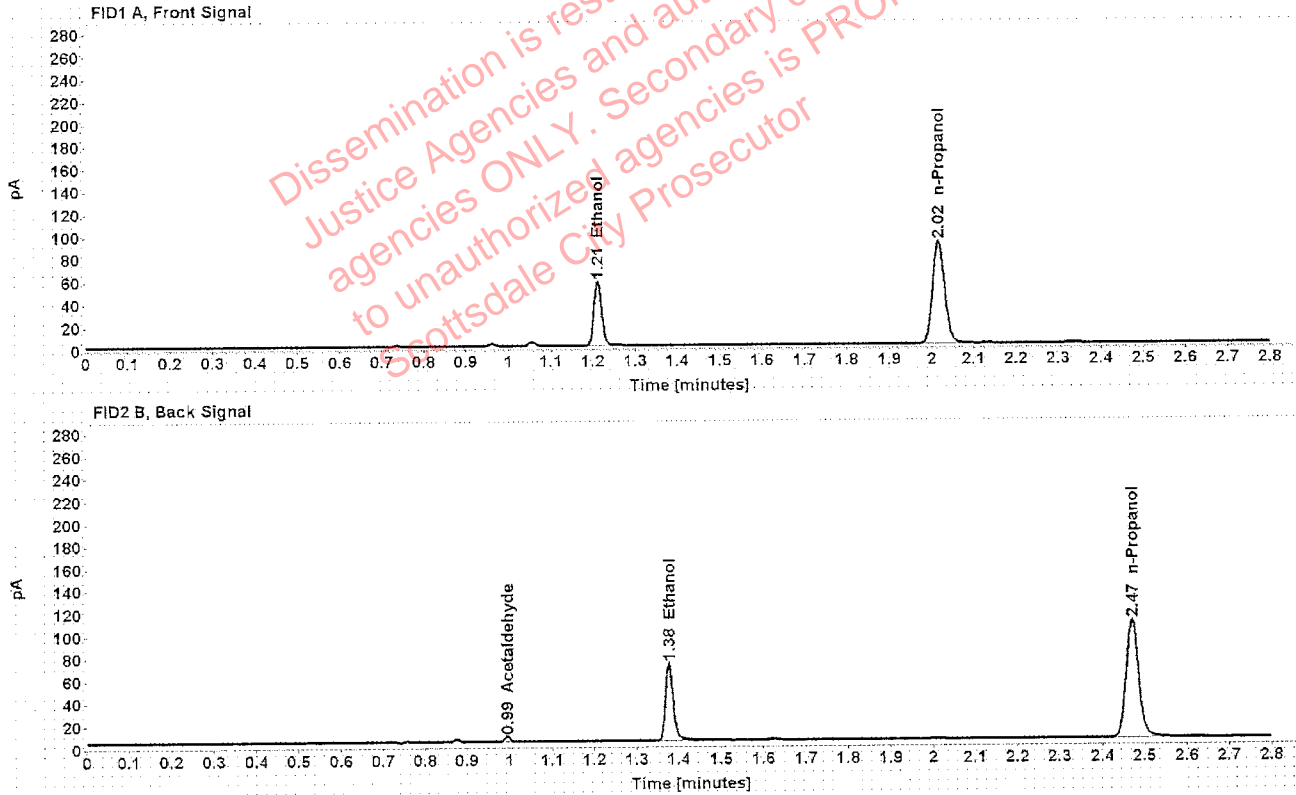


Table 1: FID 1 A (column DB-ALC1)

Compound	Amount (g/100mL)	Time (min)	Peak Area
>Ethanol	0.1112	1.211	72.263
n-Propanol	-----	2.016	181.224

Table 2: FID 2 B (column DB-ALC2)

Compound	Time (min)	Peak Area
Acetaldehyde	0.994	4.496
Ethanol	1.377	87.762
n-Propanol	2.470	217.727

Scottsdale Police Department Crime Lab Volatiles Analysis

Sample:	1308022	Vial:	43
Description:	[REDACTED]	LIMS ID:	[REDACTED]
Method:	ethanol quant.M	Sequence:	25Feb20
Instrument:	US14173023 CN14160045	Injection date:	2/25/2020 4:00:58 PM
Data file:	C:\Chem32\1\Data\25Feb20\43.D	Analyst:	Brooke

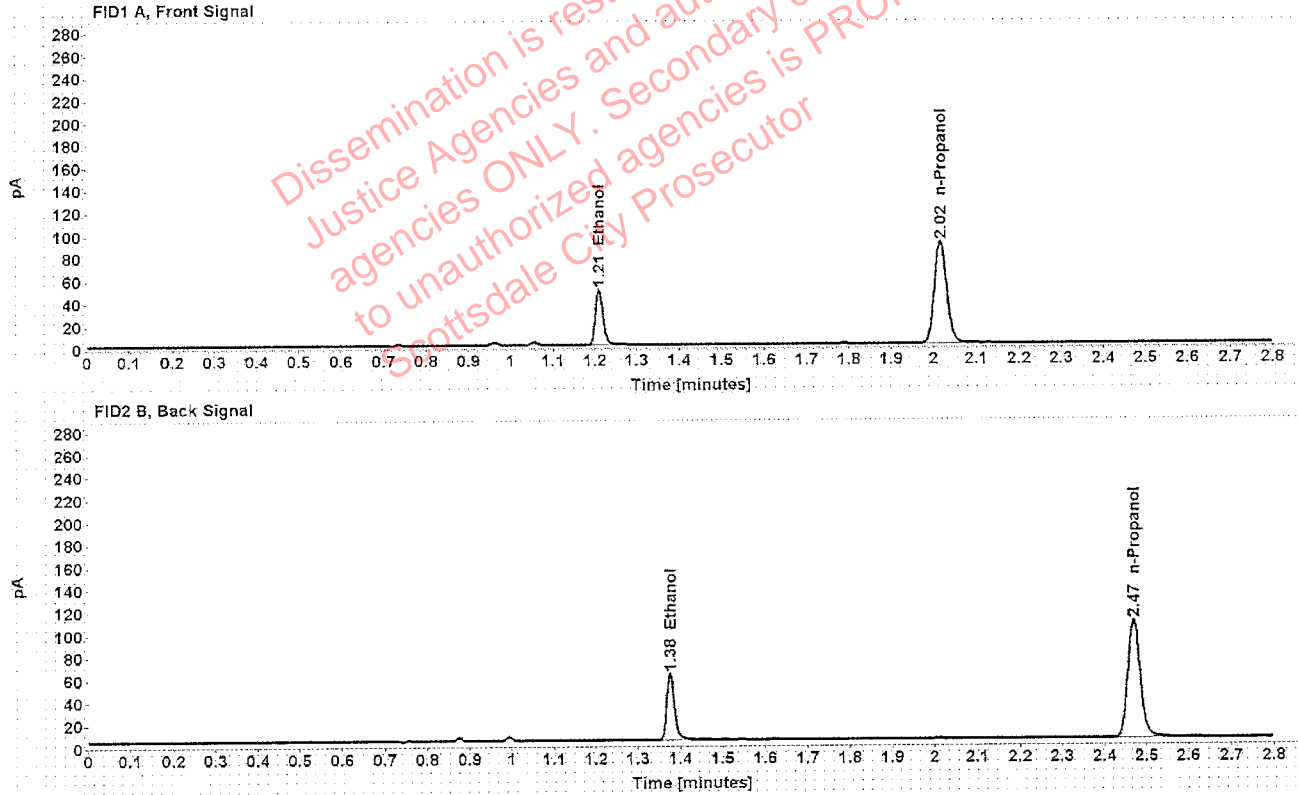


Table 1: FID 1 A (column DB-ALC1)

Compound	Amount (g/100mL)	Time (min)	Peak Area
>Ethanol	0.0969	1.211	62.709
n-Propanol	-----	2.016	180.853

Table 2: FID 2 B (column DB-ALC2)

Compound	Time (min)	Peak Area
Ethanol	1.376	75.621
n-Propanol	2.469	216.916

Scottsdale Police Department Crime Lab Volatiles Analysis

Sample:	1308022	Vial:	44
Description:	[redacted]	LIMS ID:	[redacted]
Method:	ethanol quant.M	Sequence:	25Feb20
Instrument:	US14173023 CN14160045	Injection date:	2/25/2020 4:04:58 PM
Data file:	C:\Chem32\1\Data\25Feb20\44.D	Analyst:	Brooke

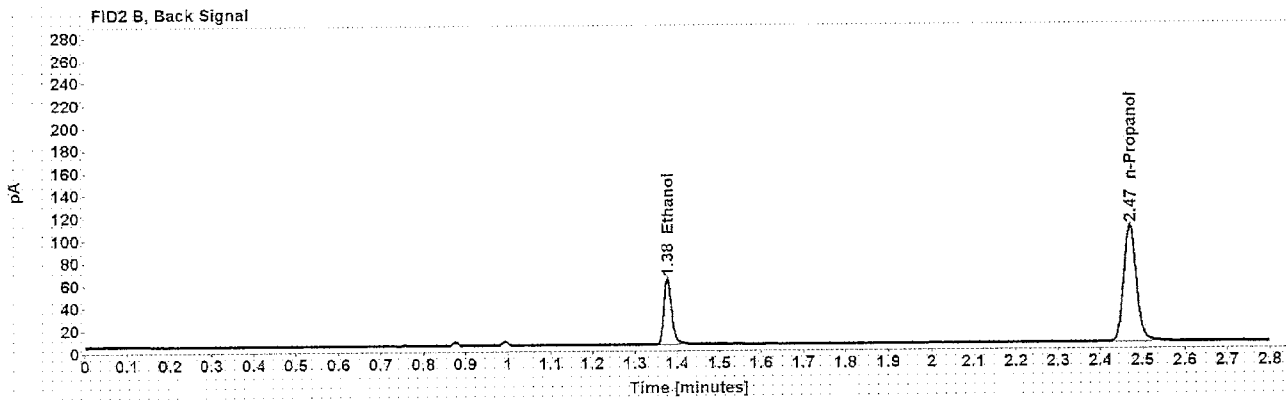
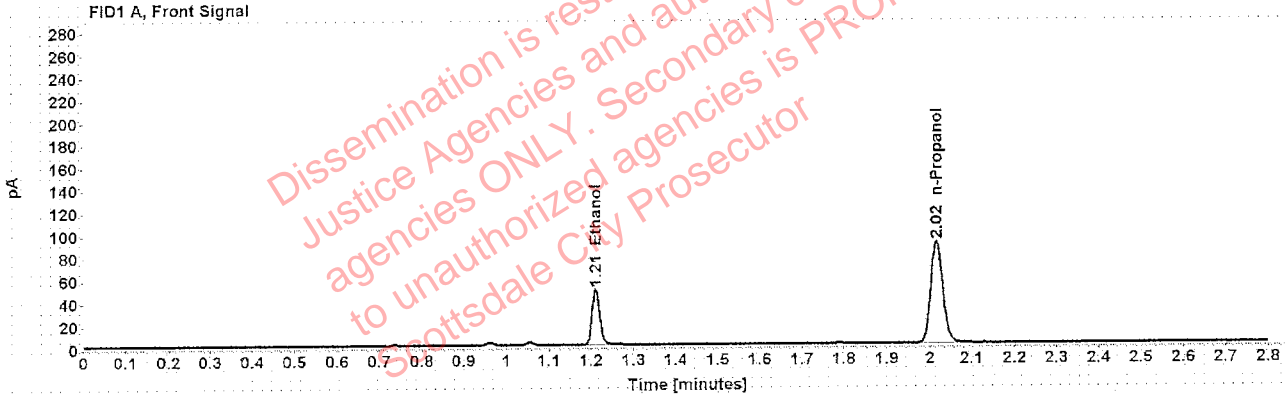


Table 1: FID 1 A (column DB-ALC1)

Compound	Amount (g/100mL)	Time (min)	Peak Area
>Ethanol	0.0973	1.211	62.680
n-Propanol	-----	2.016	180.022

Table 2: FID 2 B (column DB-ALC2)

Compound	Time (min)	Peak Area
Ethanol	1.377	75.716
n-Propanol	2.470	216.147

Scottsdale Police Department Crime Lab Volatiles Analysis

Sample:	1257094	Vial:	45
Description:	[REDACTED]	LIMS ID:	[REDACTED]
Method:	ethanol quant.M	Sequence:	25Feb20
Instrument:	US14173023 CN14160045	Injection date:	2/25/2020 4:08:58 PM
Data file:	C:\Chem32\1\Data\25Feb20\45.D	Analyst:	Brooke

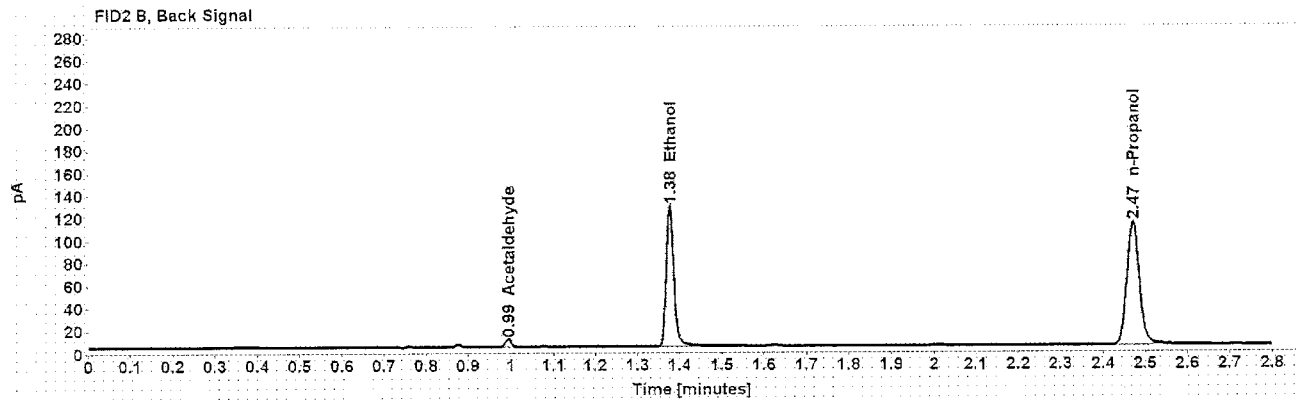
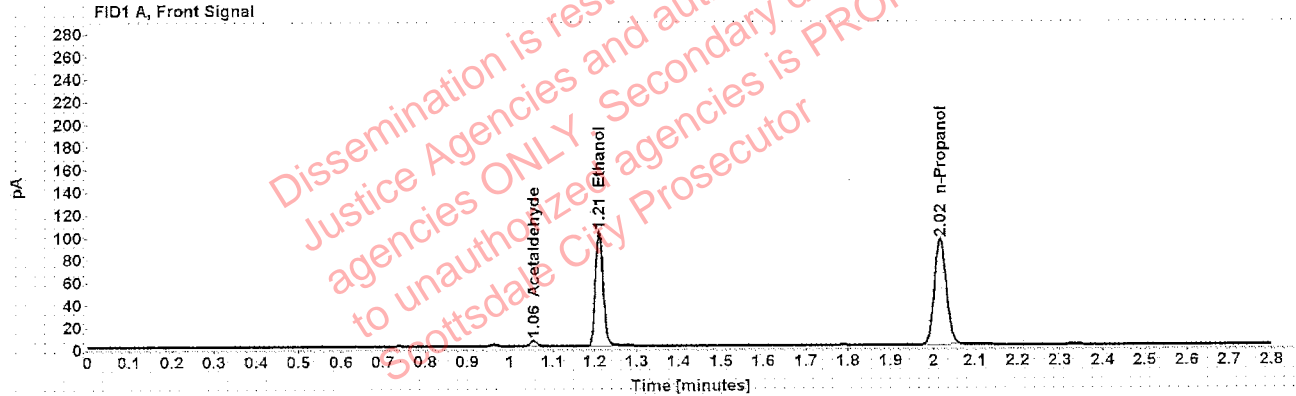


Table 1: FID 1 A (column DB-ALC1)

Compound	Amount (g/100mL)	Time (min)	Peak Area
Acetaldehyde	-----	1.056	4.987
>Ethanol	0.1918	1.210	130.026
n-Propanol	-----	2.016	188.296

Table 2: FID 2 B (column DB-ALC2)

Compound	Time (min)	Peak Area
Acetaldehyde	0.994	6.485
Ethanol	1.376	160.744
n-Propanol	2.470	226.762

Scottsdale Police Department Crime Lab Volatiles Analysis

Sample: 1257094	Vial: 46
Description: [REDACTED]	LIMS ID: [REDACTED]
Method: ethanol quant.M	Sequence: 25Feb20
Instrument: US14173023 CN14160045	Injection date: 2/25/2020 4:12:58 PM
Data file: C:\Chem32\1\Data\25Feb20\46.D	Analyst: Brooke

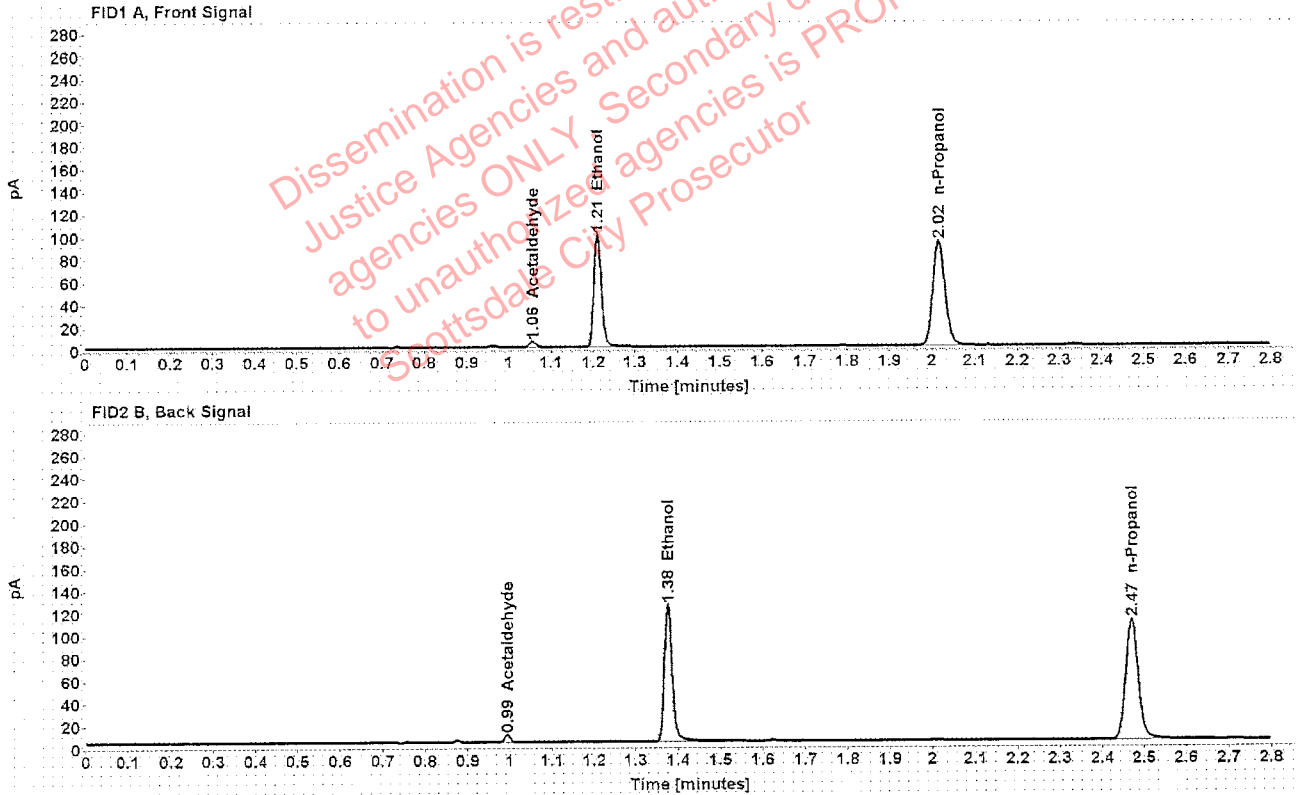


Table 1: FID 1 A (column DB-ALC1)

Compound	Amount (g/100mL)	Time (min)	Peak Area
Acetaldehyde	-----	1.056	4.940
>Ethanol	0.1910	1.210	126.898
n-Propanol	-----	2.016	184.593

Table 2: FID 2 B (column DB-ALC2)

Compound	Time (min)	Peak Area
Acetaldehyde	0.994	6.409
Ethanol	1.376	156.976
n-Propanol	2.470	222.208

Scottsdale Police Department Crime Lab Volatiles Analysis

Sample:	1307824	Vial:	47
Description:	[REDACTED]	LIMS ID:	[REDACTED]
Method:	ethanol quant.M	Sequence:	25Feb20
Instrument:	US14173023 CN14160045	Injection date:	2/25/2020 4:16:58 PM
Data file:	C:\Chem32\11\Data\25Feb20\47.D	Analyst:	Brooke

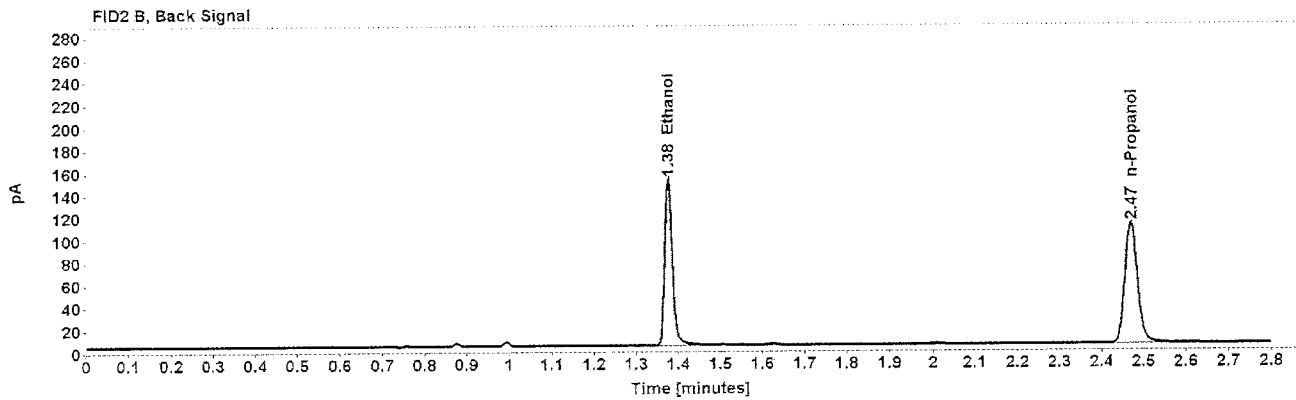
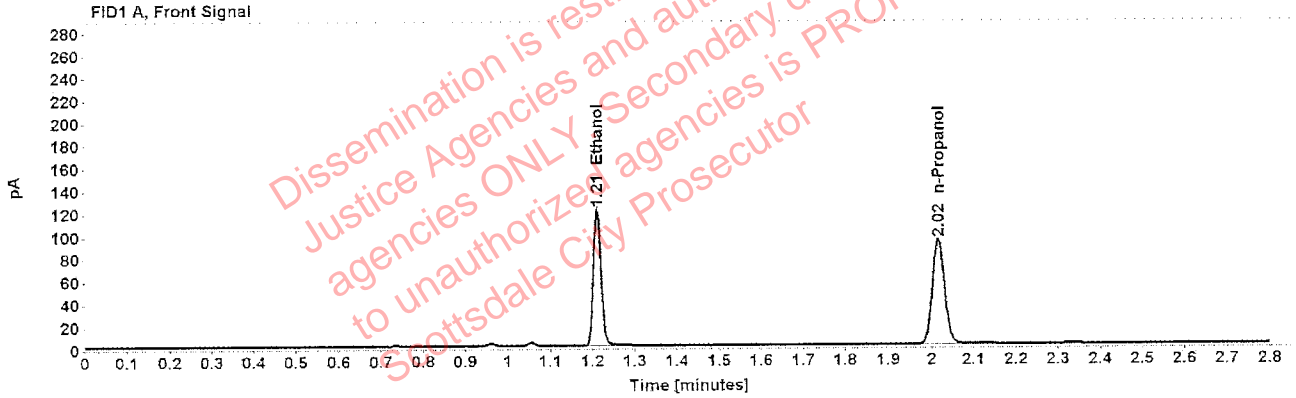


Table 1: FID 1 A (column DB-ALC1)

Compound	Amount (g/100mL)	Time (min)	Peak Area
>Ethanol	0.2289	1.210	154.100
n-Propanol	-----	2.016	186.805

Table 2: FID 2 B (column DB-ALC2)

Compound	Time (min)	Peak Area
Ethanol	1.376	191.022
n-Propanol	2.470	224.663

Scottsdale Police Department Crime Lab Volatiles Analysis

Sample:	1307824	Vial:	48
Description:	[REDACTED]	LIMS ID:	[REDACTED]
Method:	ethanol quant.M	Sequence:	25Feb20
Instrument:	US14173023 CN14160045	Injection date:	2/25/2020 4:20:58 PM
Data file:	C:\Chem32\1\Data\25Feb20\48.D	Analyst:	Brooke

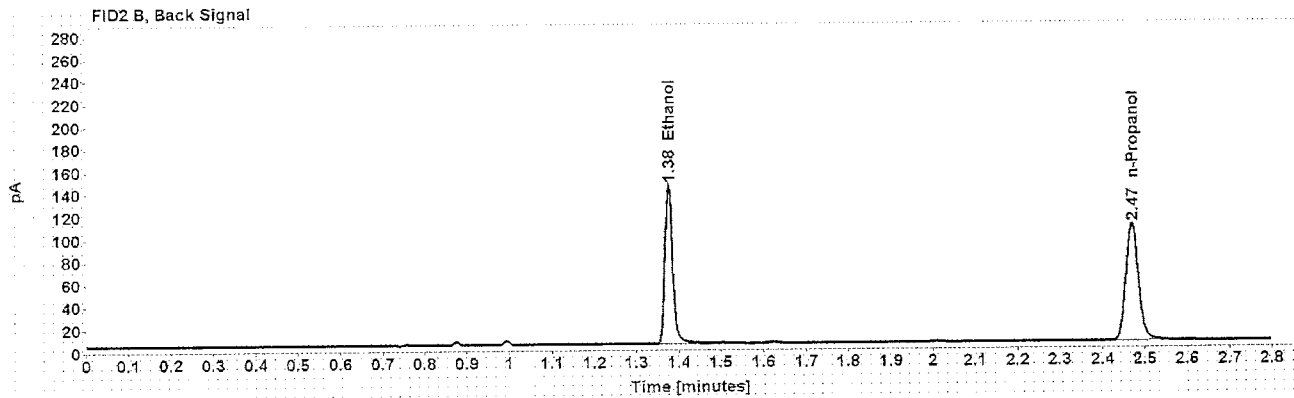
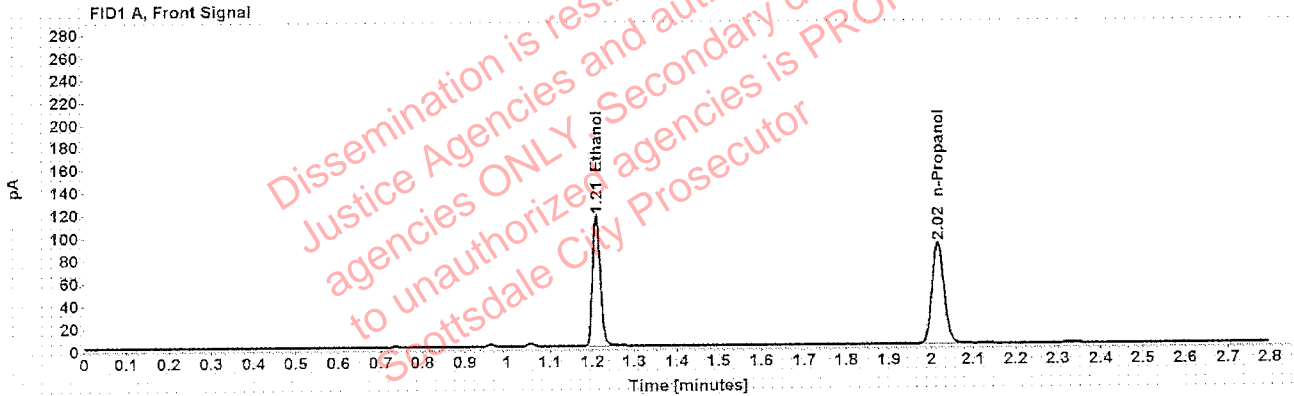


Table 1: FID 1 A (column DB-ALC1)

Compound	Amount (g/100mL)	Time (min)	Peak Area
>Ethanol	0.2260	1.210	147.144
n-Propanol	-----	2.016	180.658

Table 2: FID 2 B (column DB-ALC2)

Compound	Time (min)	Peak Area
Ethanol	1.376	181.881
n-Propanol	2.469	215.660

Scottsdale Police Department Crime Lab Volatiles Analysis

Sample:	1308176	Vial:	49
Description:	[REDACTED]	LIMS ID:	[REDACTED]
Method:	ethanol quant.M	Sequence:	25Feb20
Instrument:	US14173023 CN14160045	Injection date:	2/25/2020 4:25:12 PM
Data file:	C:\Chem32\1\Data\25Feb20\49.D	Analyst:	Brooke

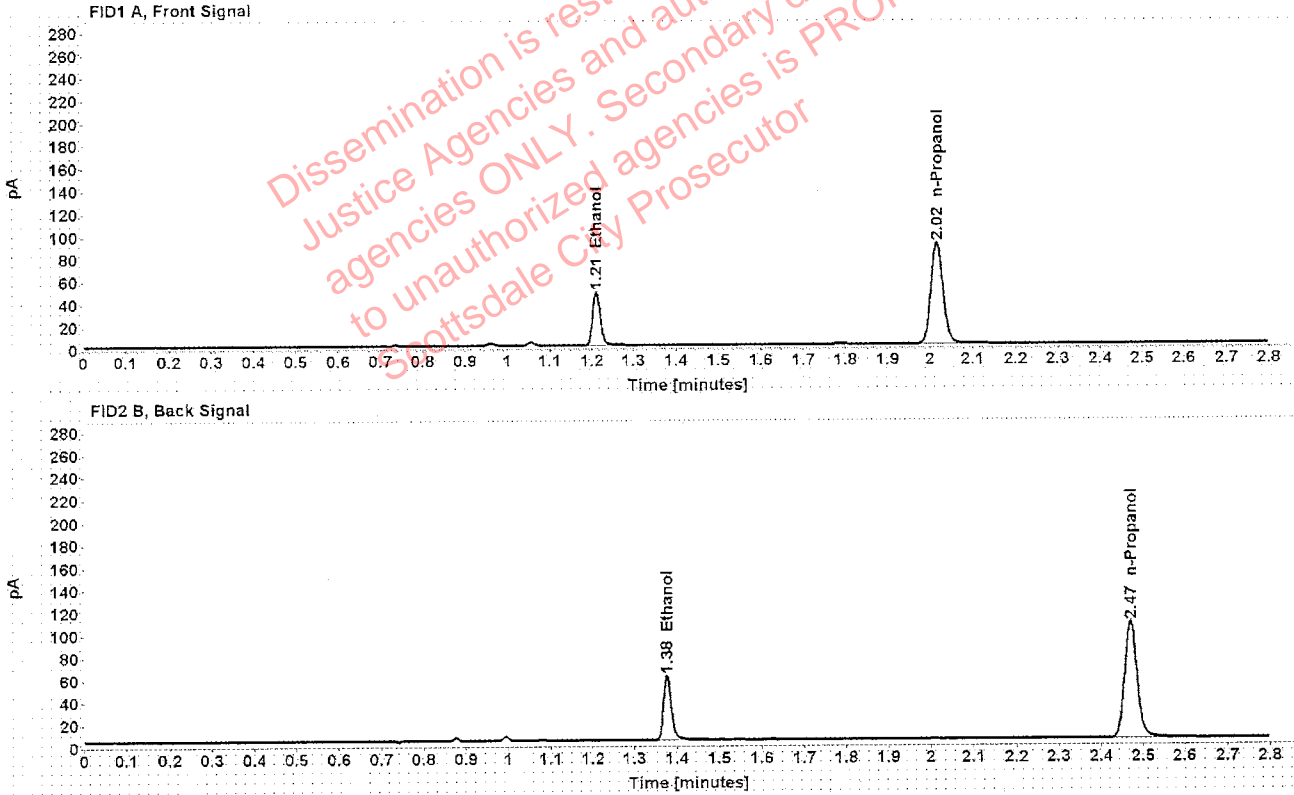


Table 1: FID 1 A (column DB-ALC1)

Compound	Amount (g/100mL)	Time (min)	Peak Area
>Ethanol	0.0952	1.211	61.143
n-Propanol	-----	2.016	179.431

Table 2: FID 2 B (column DB-ALC2)

Compound	Time (min)	Peak Area
Ethanol	1.377	73.862
n-Propanol	2.469	215.320

Scottsdale Police Department Crime Lab Volatiles Analysis

Sample:	1308176	Vial:	50
Description:	[REDACTED]	LIMS ID:	[REDACTED]
Method:	ethanol quant.M	Sequence:	25Feb20
Instrument:	US14173023 CN14160045	Injection date:	2/25/2020 4:29:13 PM
Data file:	C:\Chem32\1\Data\25Feb20\50.D	Analyst:	Brooke

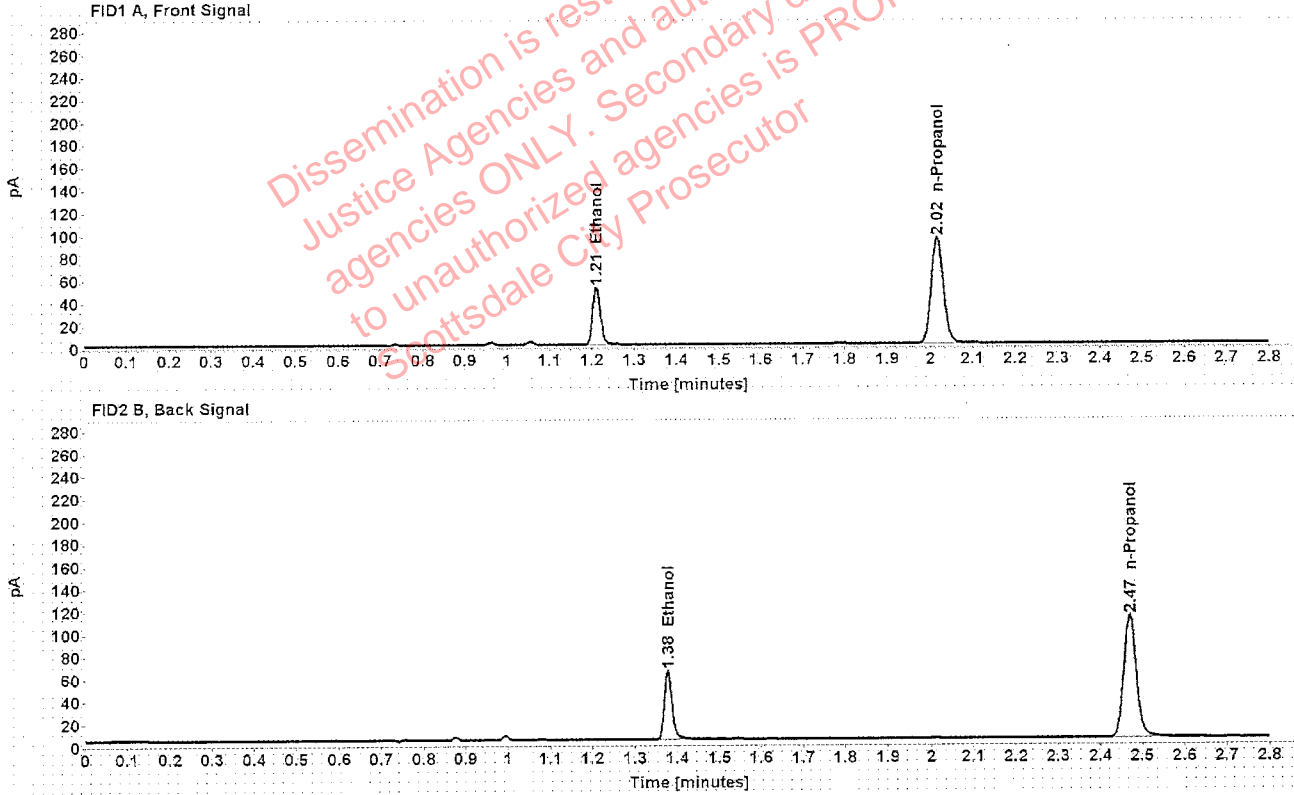


Table 1: FID 1 A (column DB-ALC1)

Compound	Amount (g/100mL)	Time (min)	Peak Area
>Ethanol	0.0962	1.211	64.819
n-Propanol	-----	2.016	188.163

Table 2: FID 2 B (column DB-ALC2)

Compound	Time (min)	Peak Area
Ethanol	1.377	78.464
n-Propanol	2.470	226.003

Scottsdale Police Department Crime Lab Volatiles Analysis

Sample:	0000001	Vial:	51
Description:	[REDACTED]	LIMS ID:	[REDACTED]
Method:	ethanol quant.M	Sequence:	25Feb20
Instrument:	US14173023 CN14160045	Injection date:	2/25/2020 4:33:13 PM
Data file:	C:\Chem32\1\Data\25Feb20\51.D	Analyst:	Brooke

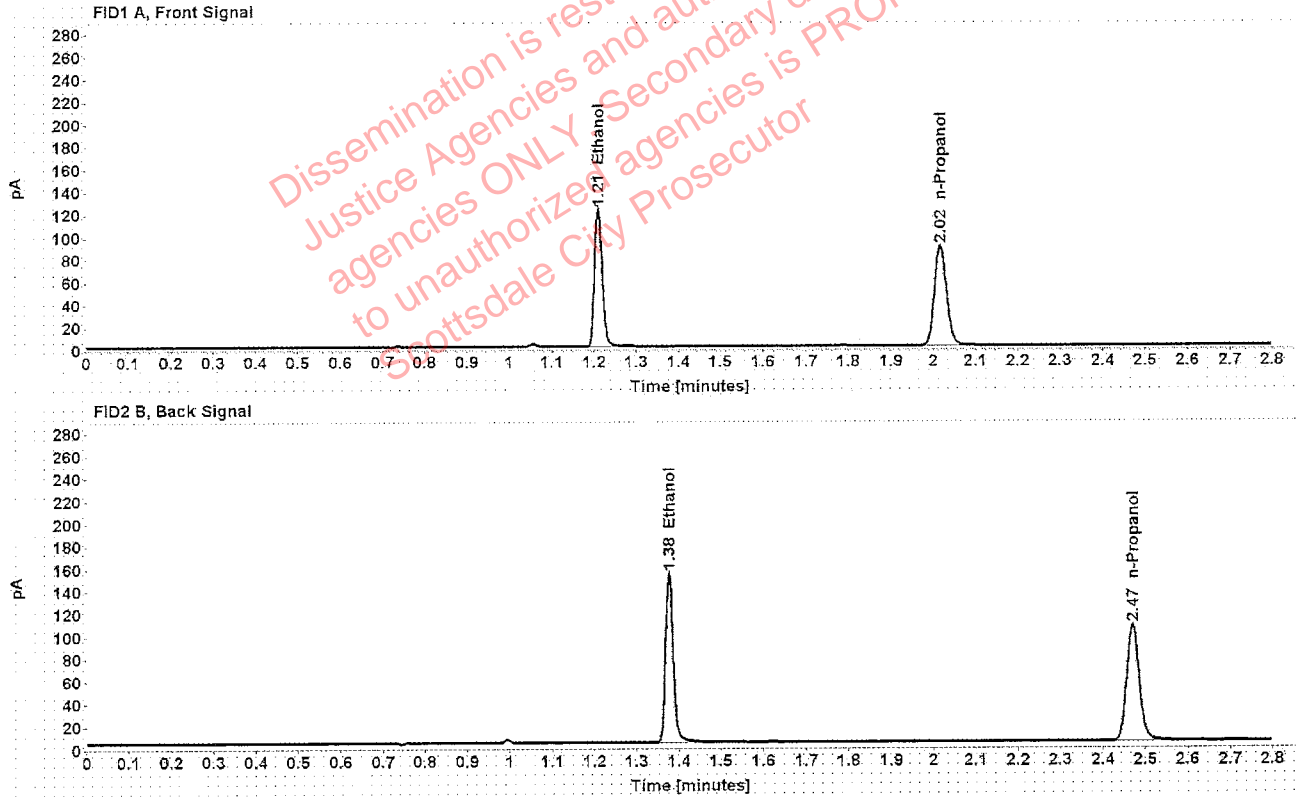


Table 1: FID 1 A (column DB-ALC1)

Compound	Amount (g/100mL)	Time (min)	Peak Area
>Ethanol	0.2434	1.210	156.383
n-Propanol	-----	2.016	178.274

Table 2: FID 2 B (column DB-ALC2)

Compound	Time (min)	Peak Area
Ethanol	1.376	191.845
n-Propanol	2.470	214.110

Scottsdale Police Department Crime Lab Volatiles Analysis

Sample:	0000001	Vial:	52
Description:	[REDACTED]	LIMS ID:	[REDACTED]
Method:	ethanol quant.M	Sequence:	25Feb20
Instrument:	US14173023 CN14160045	Injection date:	2/25/2020 4:37:13 PM
Data file:	C:\Chem32\1\Data\25Feb20\52.D	Analyst:	Brooke

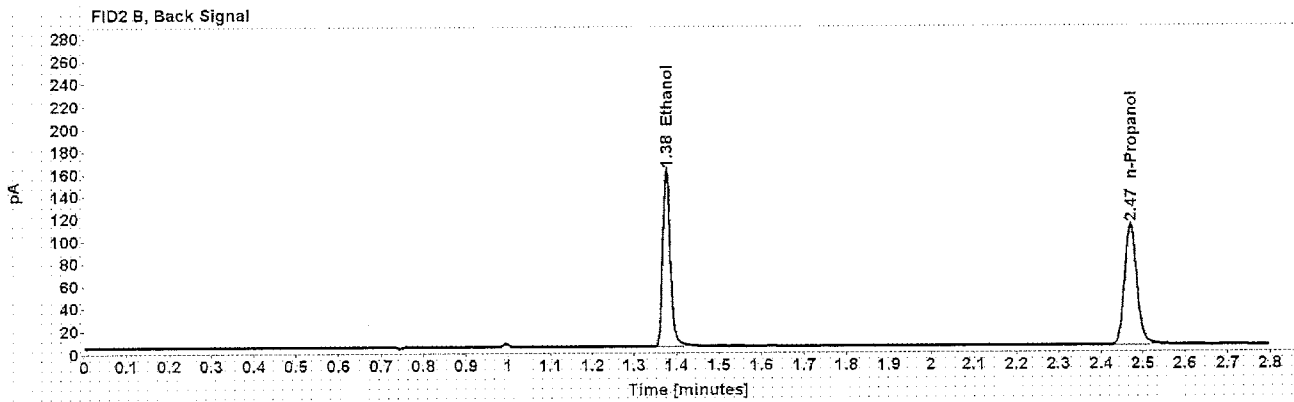
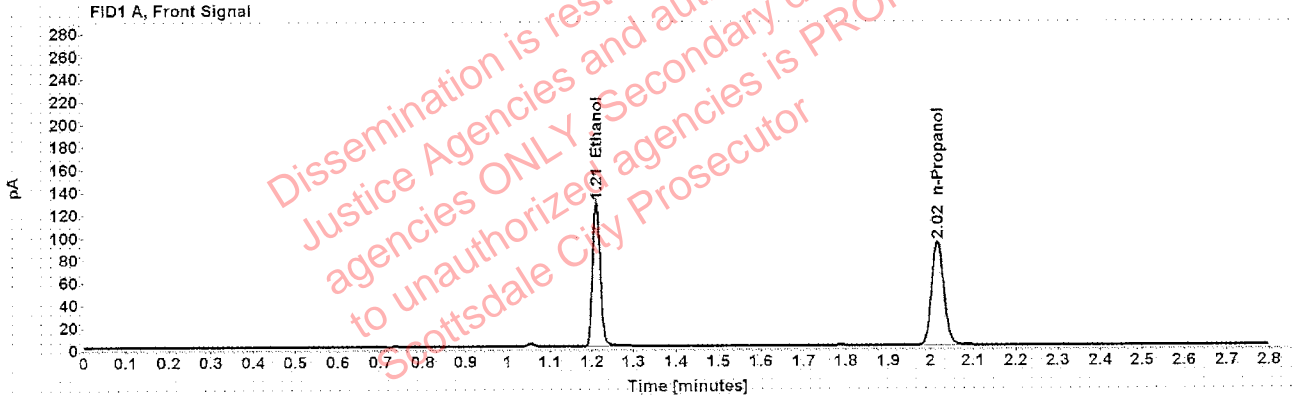


Table 1: FID 1 A (column DB-ALC1)

Compound	Amount (g/100mL)	Time (min)	Peak Area
>Ethanol	0.2443	1.210	163.045
n-Propanol	-----	2.016	185.158

Table 2: FID 2 B (column DB-ALC2)

Compound	Time (min)	Peak Area
Ethanol	1.376	199.795
n-Propanol	2.470	222.555

Case: [REDACTED] User: pbrooke 2/26/2020

Scottsdale Police Department Crime Lab Volatiles Analysis

Sample:	0000003	Vial:	54
Description:	[REDACTED]	LIMS ID:	[REDACTED]
Method:	ethanol quant.M	Sequence:	25Feb20
Instrument:	US14173023 CN14160045	Injection date:	2/25/2020 4:45:13 PM
Data file:	C:\Chem32\1\Data\25Feb20\54.D	Analyst:	Brooke

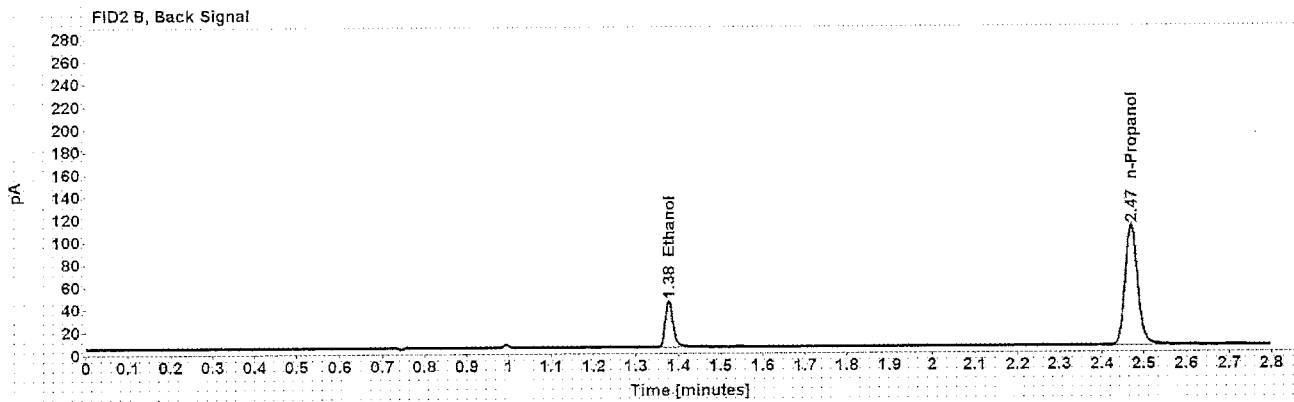
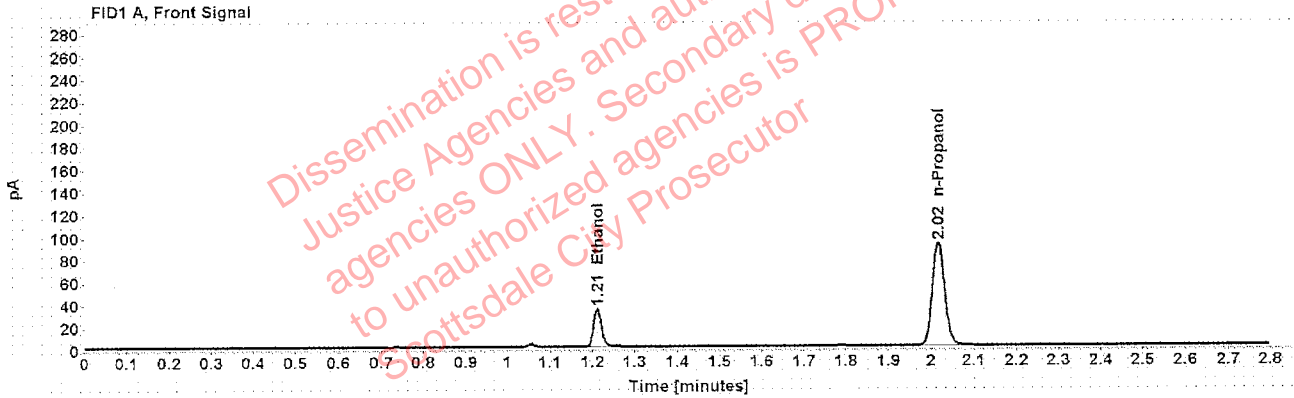


Table 1: FID 1 A (column DB-ALC1)

Compound	Amount (g/100mL)	Time (min)	Peak Area
>Ethanol	0.0664	1.212	43.485
n-Propanol	-----	2.017	184.062

Table 2: FID 2 B (column DB-ALC2)

Compound	Time (min)	Peak Area
Ethanol	1.377	52.233
n-Propanol	2.470	220.922

Scottsdale Police Department Crime Lab Volatiles Analysis

Sample:	0000003	Vial:	55
Description:	[REDACTED]	LIMS ID:	[REDACTED]
Method:	ethanol quant.M	Sequence:	25Feb20
Instrument:	US14173023 CN14160045	Injection date:	2/25/2020 4:49:28 PM
Data file:	C:\Chem32\1\Data\25Feb20\55.D	Analyst:	Brooke

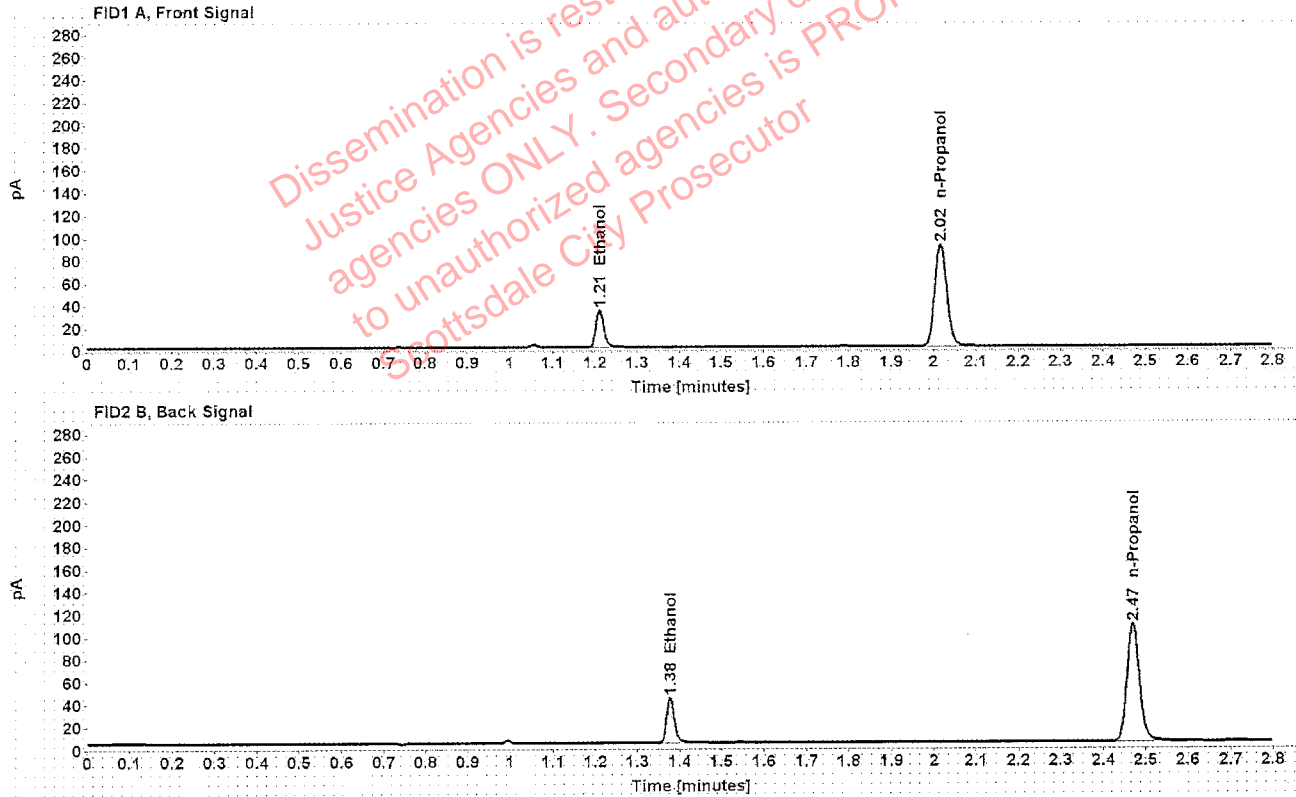


Table 1: FID 1 A (column DB-ALC1)

Compound	Amount (g/100mL)	Time (min)	Peak Area
>Ethanol	0.0663	1.211	42.922
n-Propanol	-----	2.016	181.733

Table 2: FID 2 B (column DB-ALC2)

Compound	Time (min)	Peak Area
Ethanol	1.377	51.698
n-Propanol	2.470	217.836

Scottsdale Police Department Crime Lab Volatiles Analysis

Sample:	0000004	Vial:	56
Description:	[REDACTED]	LIMS ID:	[REDACTED]
Method:	ethanol quant.M	Sequence:	25Feb20
Instrument:	US14173023 CN14160045	Injection date:	2/25/2020 4:53:28 PM
Data file:	C:\Chem32\1\Data\25Feb20\56.D	Analyst:	Brooke

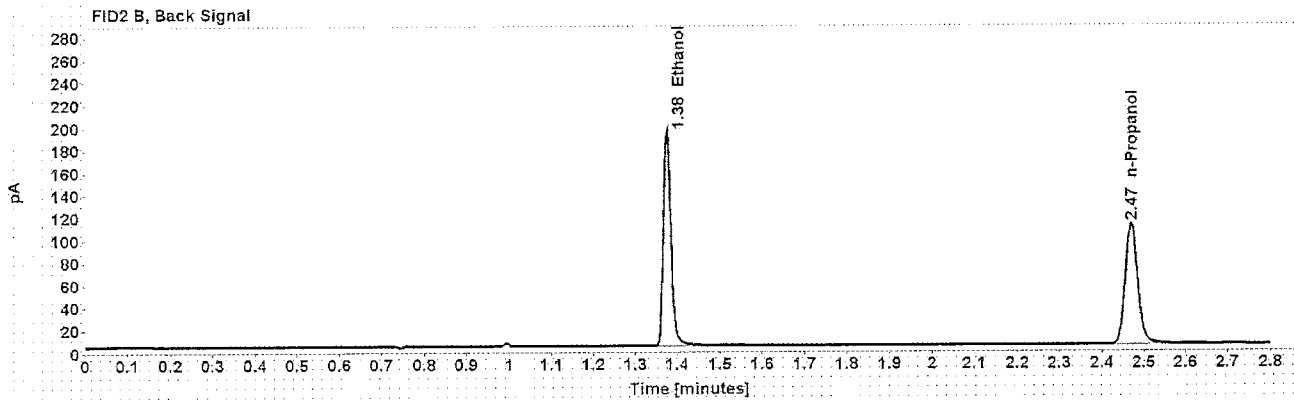
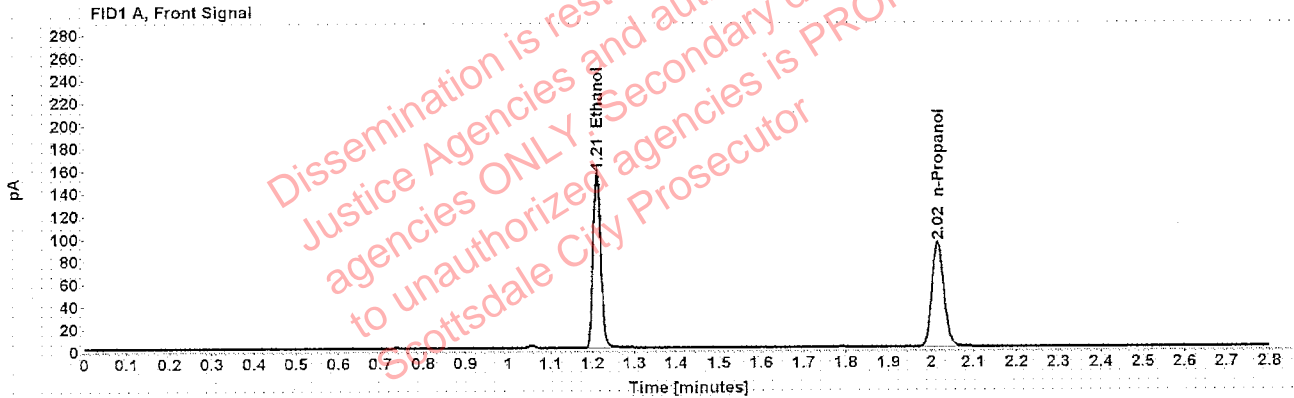


Table 1: FID 1 A (column DB-ALC1)

Compound	Amount (g/100mL)	Time (min)	Peak Area
>Ethanol	0.2959	1.210	198.162
n-Propanol	-----	2.016	185.641

Table 2: FID 2 B (column DB-ALC2)

Compound	Time (min)	Peak Area
Ethanol	1.376	243.494
n-Propanol	2.470	223.544

Scottsdale Police Department Crime Lab Volatiles Analysis

Sample:	0000004	Vial:	57
Description:	[REDACTED]	LIMS ID:	[REDACTED]
Method:	ethanol quant.M	Sequence:	25Feb20
Instrument:	US14173023 CN14160045	Injection date:	2/25/2020 4:57:28 PM
Data file:	C:\Chem32\1\Data\25Feb20\57.D	Analyst:	Brooke

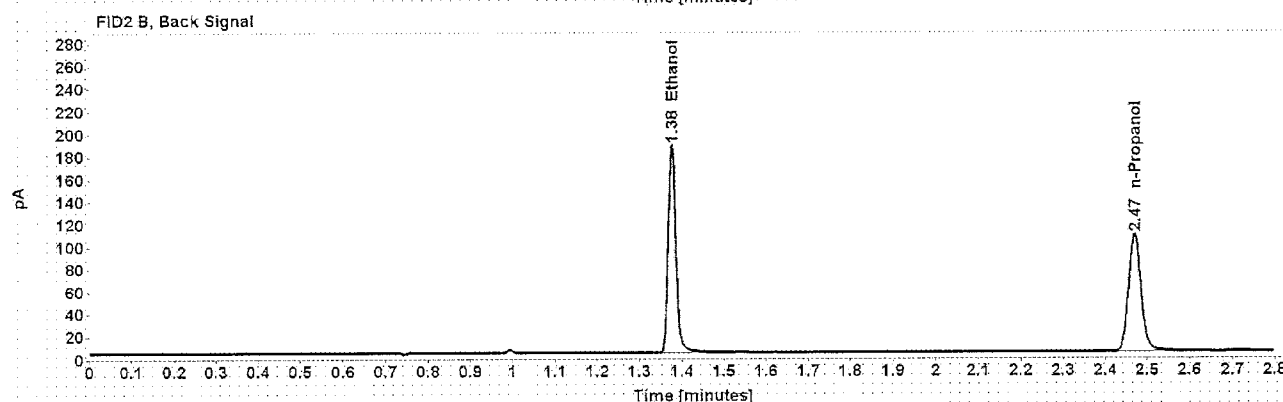
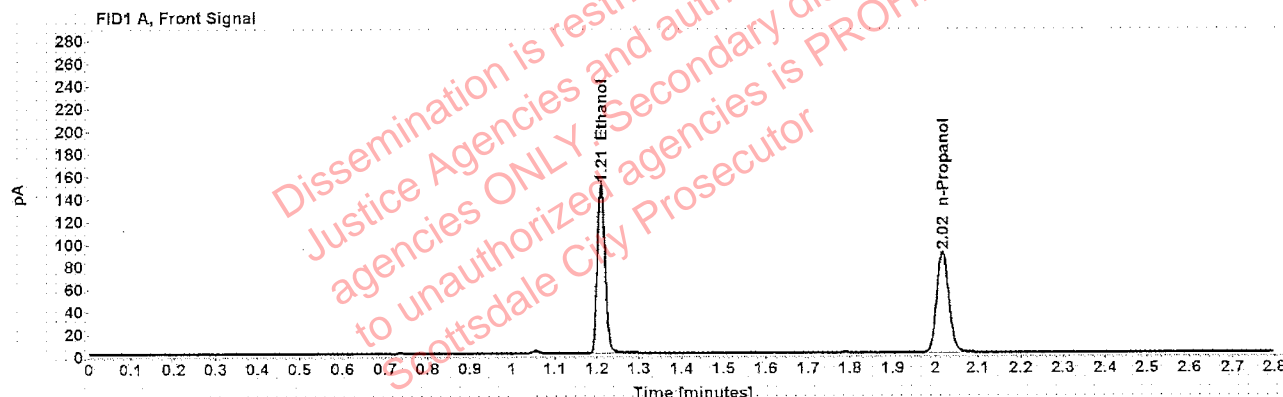


Table 1: FID 1 A (column DB-ALC1)

Compound	Amount (g/100mL)	Time (min)	Peak Area
>Ethanol	0.2946	1.210	190.729
n-Propanol	-----	2.016	179.495

Table 2: FID 2 B (column DB-ALC2)

Compound	Time (min)	Peak Area
Ethanol	1.376	234.513
n-Propanol	2.470	216.041

Scottsdale Police Department Crime Lab Volatiles Analysis

Sample:	0000002	Vial:	58
Description:	[REDACTED]	LIMS ID:	[REDACTED]
Method:	ethanol quant.M	Sequence:	25Feb20
Instrument:	US14173023 CN14160045	Injection date:	2/25/2020 5:01:28 PM
Data file:	C:\Chem32\1\Data\25Feb20\58.D	Analyst:	Brooke

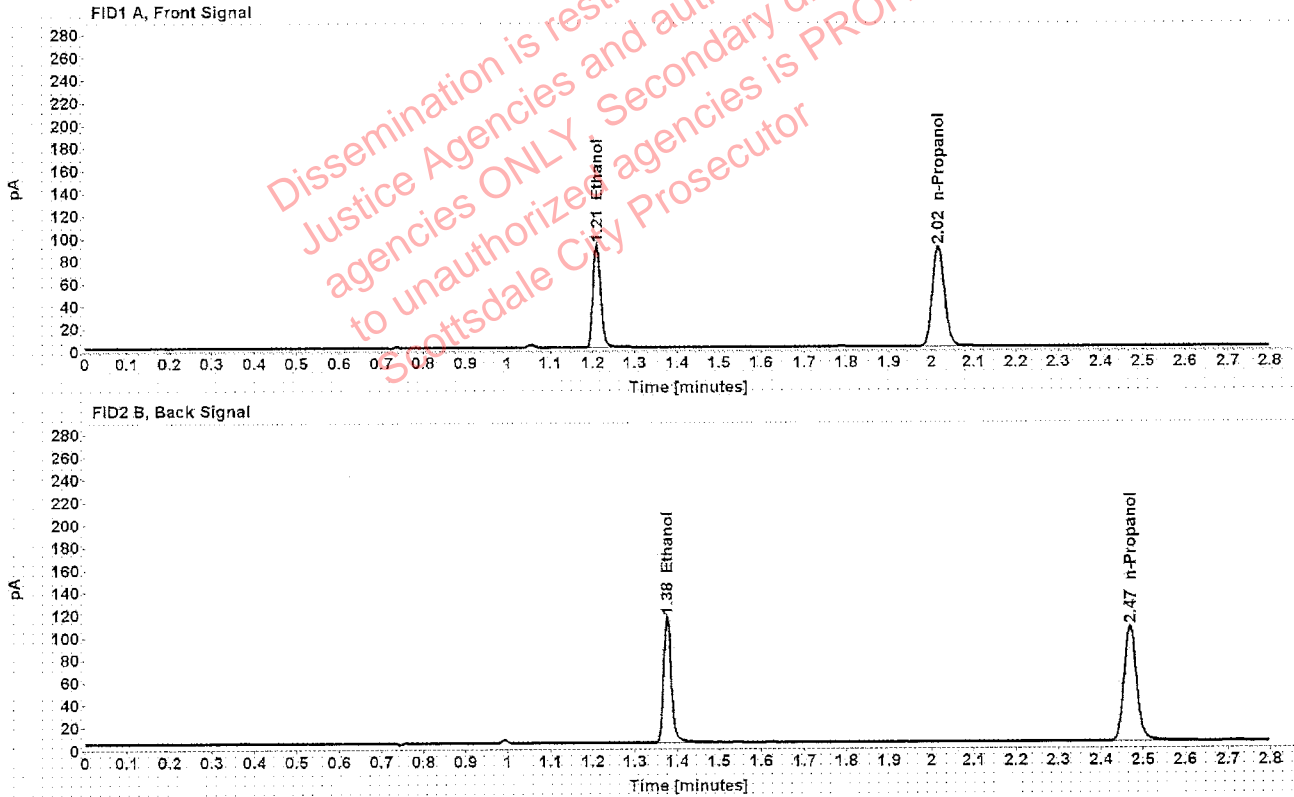


Table 1: FID 1 A (column DB-ALC1)

Compound	Amount (g/100mL)	Time (min)	Peak Area
>Ethanol	0.1834	1.210	117.178
n-Propanol	-----	2.016	177.477

Table 2: FID 2 B (column DB-ALC2)

Compound	Time (min)	Peak Area
Ethanol	1.375	143.571
n-Propanol	2.469	213.723

Scottsdale Police Department Crime Lab Volatiles Analysis

Sample: 0000002	Vial: 59
Description: [REDACTED]	LIMS ID: [REDACTED]
Method: ethanol quant.M	Sequence: 25Feb20
Instrument: US14173023 CN14160045	Injection date: 2/25/2020 5:05:28 PM
Data file: C:\Chem32\1\Data\25Feb20\59.D	Analyst: Brooke

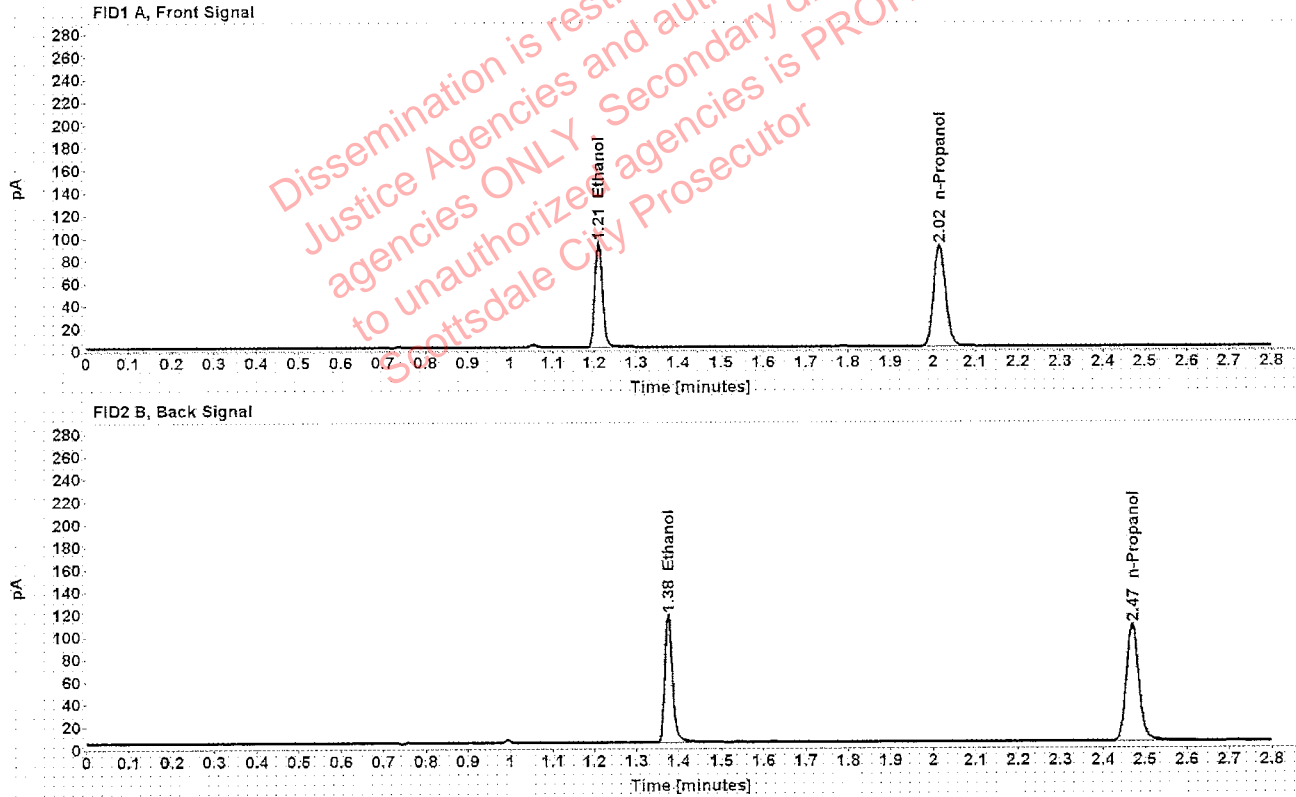


Table 1: FID 1 A (column DB-ALC1)

Compound	Amount (g/100mL)	Time (min)	Peak Area
>Ethanol	0.1832	1.210	118.541
n-Propanol	-----	2.016	179.794

Table 2: FID 2 B (column DB-ALC2)

Compound	Time (min)	Peak Area
Ethanol	1.376	145.353
n-Propanol	2.469	216.105