

SCOTTSDALE POLICE DEPARTMENT CRIME LABORATORY BLOOD ALCOHOL FACE SHEET

ANALYSIS DATE 02/17/2021 SEQUENCE NAME 17Feb21

EQUIPMENT

Pipettor Hamilton ML600EH7497 Hamilton ML600GJ10749
 Gas Chromatograph Agilent US14173023

INSTRUMENT CALIBRATION

Vial 1 0.02 calibrator Lot FN06141806 Coefficient of determination (r²)
 Vial 2 0.10 calibrator Lot FN05311902 0.99997
 Vial 3 0.20 calibrator Lot FN05101903
 Vial 4 0.40 calibrator Lot FN10051906

CALIBRATION VERIFICATION AND RESOLUTION TEST

Vial	Sample	Expected result	Measured result	Manufacturer/lot
5	Blank	Not detected	Not detected	SPD lab 112420AQ
6	Volatiles mixture	6 compounds	6 compounds	SPD lab 070819MIX
7	Aqueous control	0.400 g/dL	0.400 g/dL	Lipomed 11092018-A
8	Aqueous control	0.040 g/dL	0.041 g/dL	Lipomed 14082019-B
9	Blood control	0.198 g/dL	0.201 g/dL	ACQ 407041529/13
20	Aqueous control	0.080 g/dL	0.081 g/dL	Lipomed 03102016-A/1
31	Aqueous control	0.080 g/dL	0.081 g/dL	Lipomed 03102016-A/1
42	Blood control	0.198 g/dL	0.200 g/dL	ACQ 407041529/13
53	Aqueous control	0.400 g/dL	0.402 g/dL	Lipomed 11092018-A
54	Aqueous control	0.040 g/dL	0.042 g/dL	Lipomed 14082019-B
55	Blood control	0.198 g/dL	0.200 g/dL	ACQ 407041529/13
56	Blank	Not detected	Not detected	SPD lab 111020WB

SUBJECT SAMPLES

Subjects in the sequence 20 Subjects requiring reanalysis 0

ADDITIONAL NOTES: All testing proceeded as expected.

Run valid Run invalid Jon Abbott Analyst
 Run valid Run invalid Erika Camonica Technical Reviewer

Scottsdale Police Department Crime Laboratory Sequence Quality Assurance Summary

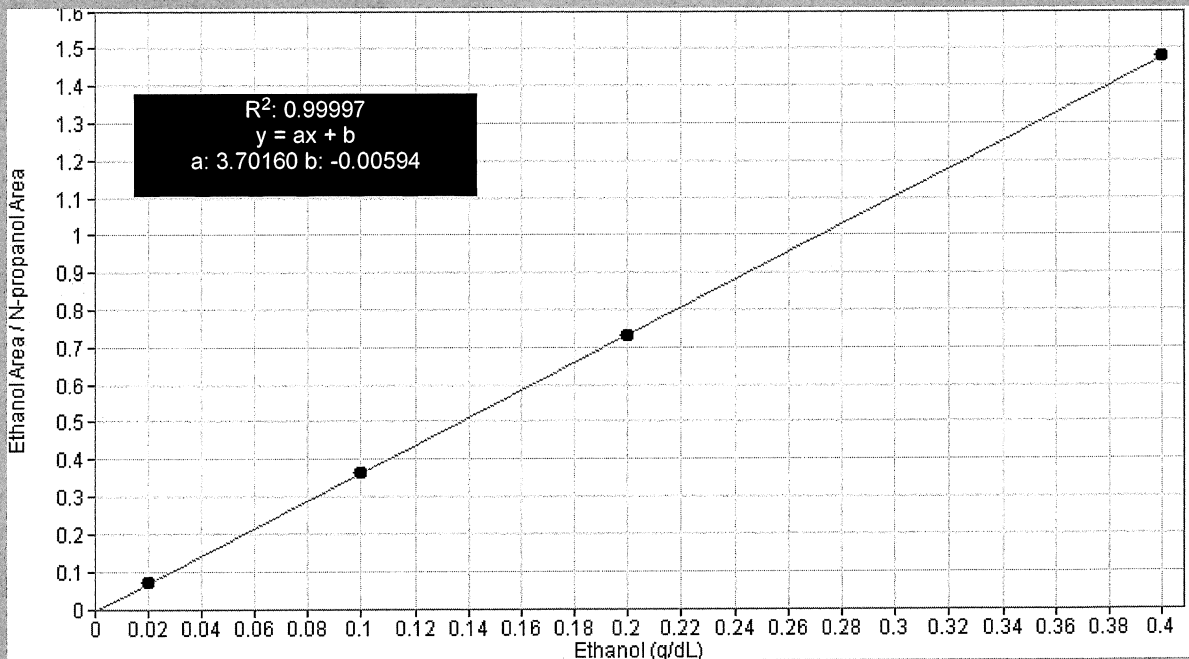
SEQUENCE NAME: 17Feb21

ANALYST: Abbott DA

Sample Name	Vial	Measured Value (g/dL)	Expected Value (g/dL)	Percent Difference	Absolute Difference (g/dL)
blank 112420AQ	5	negative	negative		-
0.400 11092018-A	7	0.400	0.400	0.00	0.000
0.040 14082019-B	8	0.041	0.040	2.50	0.001
0.198 407041529/13	9	0.201	0.198	1.52	0.003
0.080 03102016-A/1	20	0.081	0.080	1.25	0.001
0.080 03102016-A/1	31	0.081	0.080	1.25	0.001
0.198 407041529/13	42	0.200	0.198	1.01	0.002
0.400 11092018-A	53	0.402	0.400	0.50	0.002
0.040 14082019-B	54	0.042	0.040	5.00	0.002
0.198 407041529/13	55	0.200	0.198	1.01	0.002
blank 111020WB	56	negative	negative	-	-

Calibrator	Ethanol Area	N-propanol Area	Ratio
0.020	11.706	164.267	0.071
0.100	59.754	164.636	0.363
0.200	120.235	164.649	0.730
0.400	242.059	163.895	1.477

Calibration Line



Scottsdale Police Department Crime Lab Volatiles Analysis

Sample: FN06141806	Vial: 1
Description: 0.020 calibrator	Sequence: 17Feb21
Method: ethanol quant.M	Injection date: 2/17/2021 1:24:00 PM
Instrument: US14173023 CN14160045	Analyst: Abbott <i>JA</i>
Data file: C:\Chem32\1\Data\17Feb21\1.D	

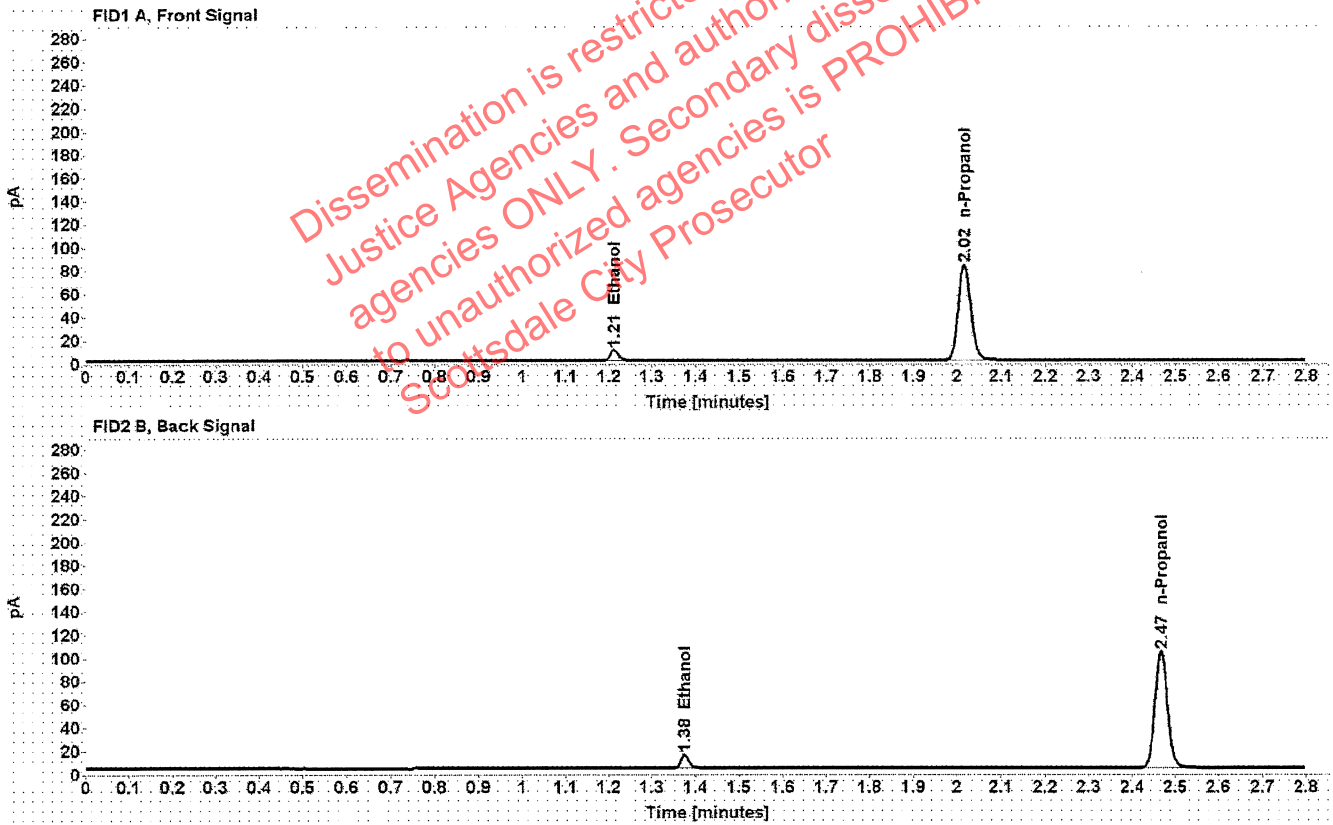


Table 1: FID 1 A (column DB-ALC1)

Compound	Time (min)	Peak Area
Ethanol	1.212	11.706
n-Propanol	2.016	164.267

Table 2: FID 2 B (column DB-ALC2)

Compound	Time (min)	Peak Area
Ethanol	1.375	14.572
n-Propanol	2.467	202.765

Scottsdale Police Department Crime Lab Volatiles Analysis

Sample: FN05311902	Vial: 2
Description: 0.100 calibrator	Sequence: 17Feb21
Method: ethanol quant.M	Injection date: 2/17/2021 1:27:59 PM
Instrument: US14173023 CN14160045	Analyst: Abbott <i>dh</i>
Data file: C:\Chem32\1\Data\17Feb21\2.D	

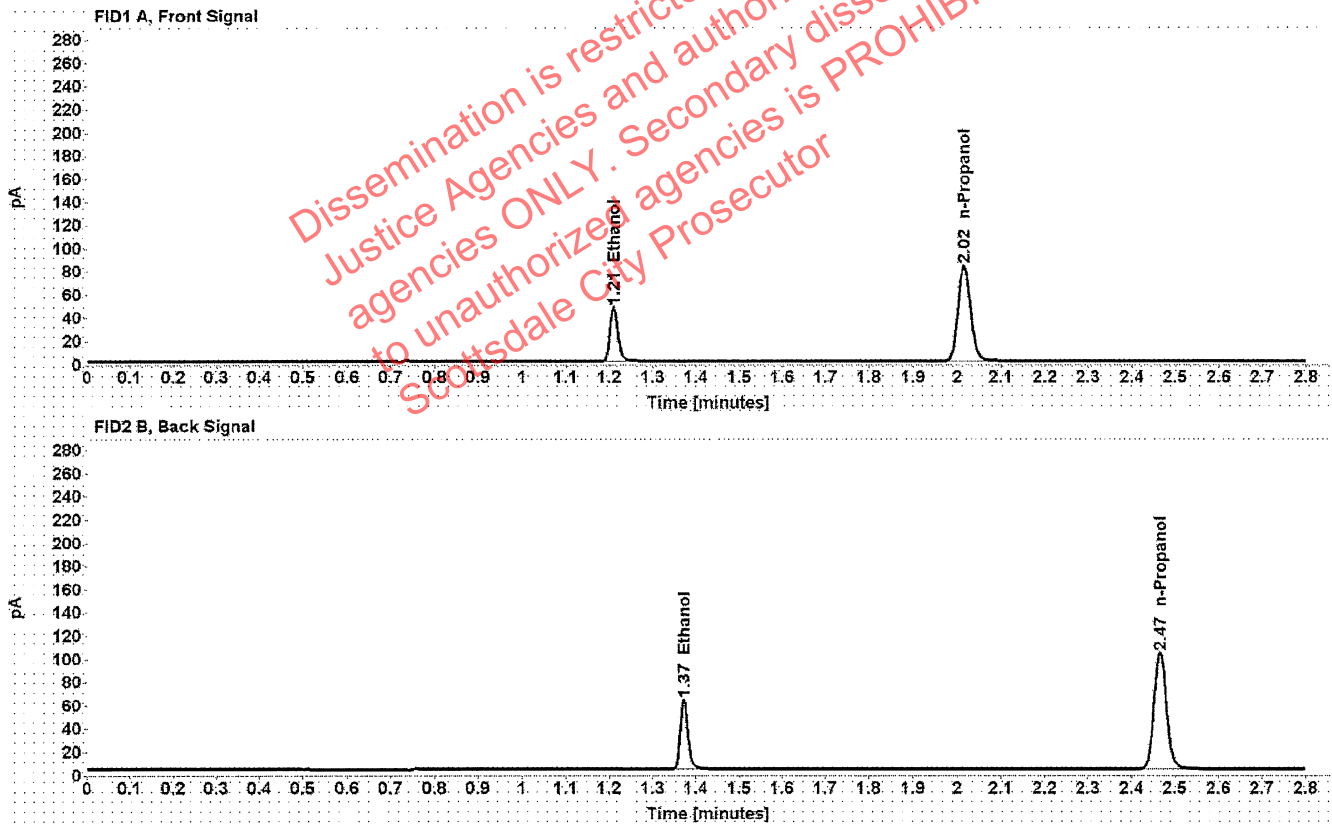


Table 1: FID 1 A (column DB-ALC1)

Compound	Time (min)	Peak Area
Ethanol	1.210	59.754
n-Propanol	2.015	164.636

Table 2: FID 2 B (column DB-ALC2)

Compound	Time (min)	Peak Area
Ethanol	1.373	74.725
n-Propanol	2.466	203.760

Scottsdale Police Department Crime Lab Volatiles Analysis

Sample: FN05101903	Vial: 3
Description: 0.200 calibrator	Sequence: 17Feb21
Method: ethanol quant.M	Injection date: 2/17/2021 1:31:59 PM
Instrument: US14173023 CN14160045	Analyst: Abbott <i>JA</i>
Data file: C:\Chem32\1\Data\17Feb21\3.D	

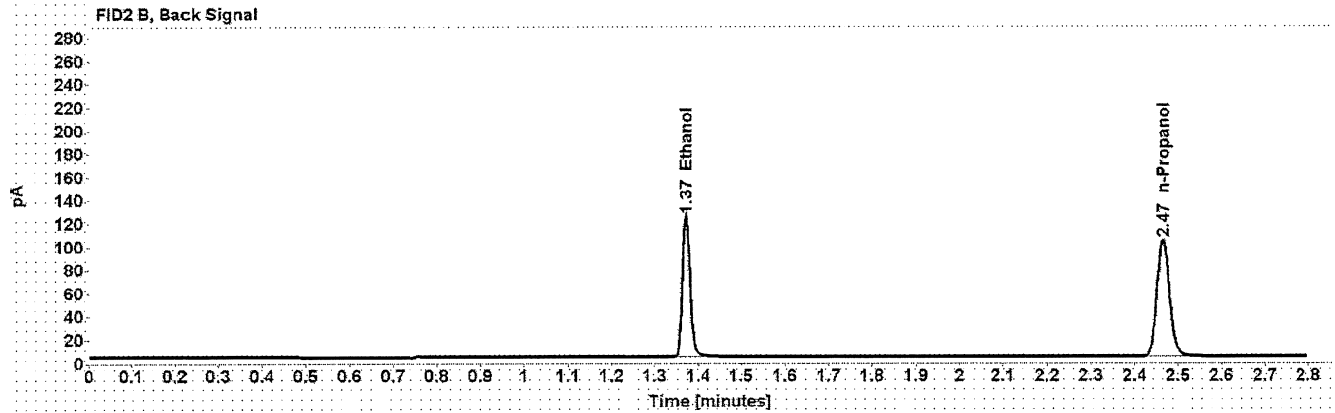
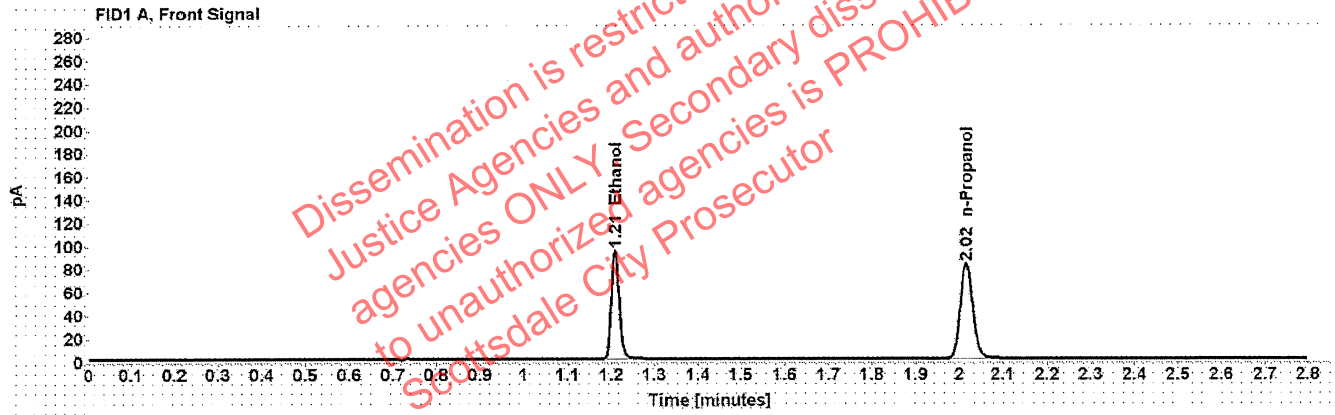


Table 1: FID 1 A (column DB-ALC1)

Compound	Time (min)	Peak Area
Ethanol	1.209	120.235
n-Propanol	2.015	164.649

Table 2: FID 2 B (column DB-ALC2)

Compound	Time (min)	Peak Area
Ethanol	1.372	150.095
n-Propanol	2.465	203.775

Scottsdale Police Department Crime Lab Volatiles Analysis

Sample: FN10051906	Vial: 4
Description: 0.400 calibrator	Sequence: 17Feb21
Method: ethanol quant.M	Injection date: 2/17/2021 1:35:59 PM
Instrument: US14173023 CN14160045	Analyst: Abbott AB
Data file: C:\Chem32\1\Data\17Feb21\4.D	

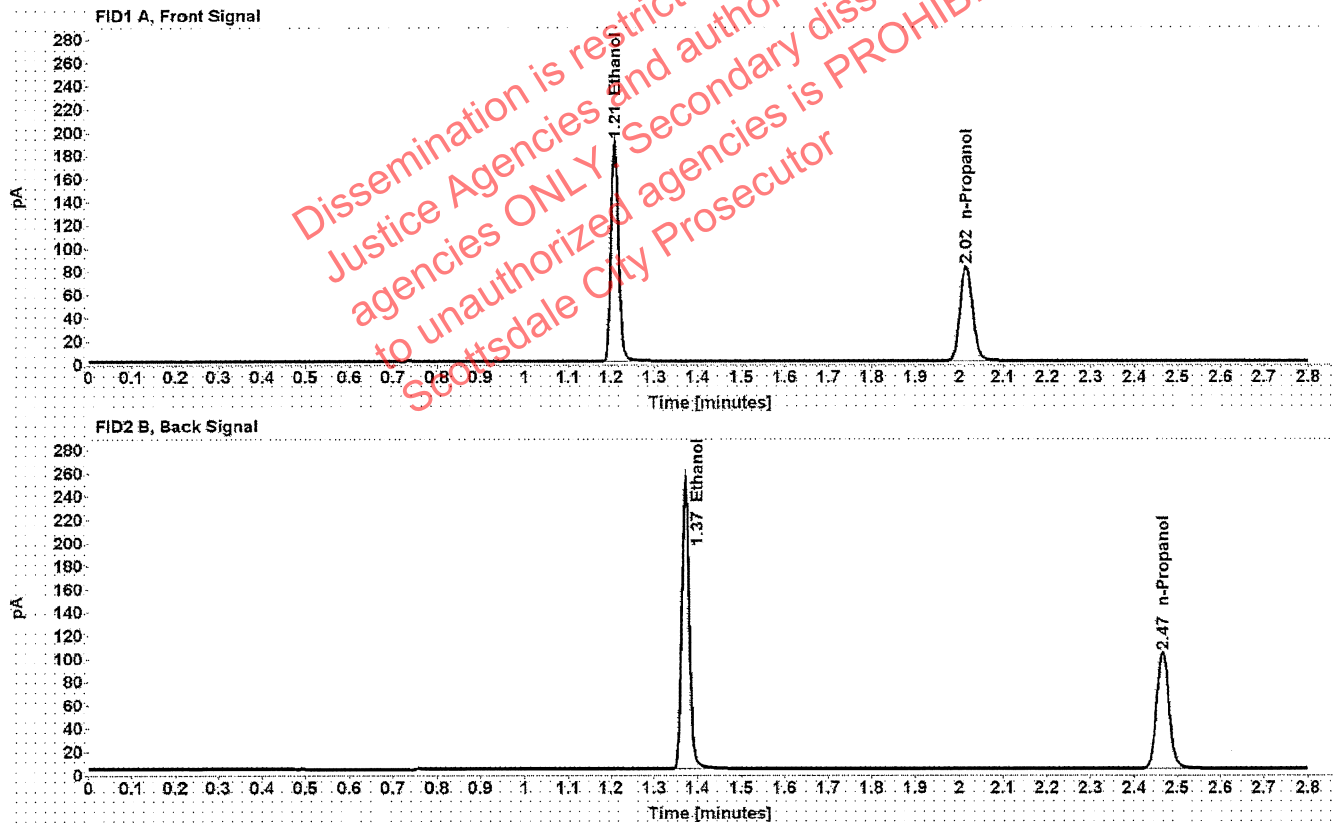


Table 1: FID 1 A (column DB-ALC1)

Compound	Time (min)	Peak Area
Ethanol	1.208	242.059
n-Propanol	2.015	163.895

Table 2: FID 2 B (column DB-ALC2)

Compound	Time (min)	Peak Area
Ethanol	1.372	303.298
n-Propanol	2.466	203.018

Scottsdale Police Department Crime Lab Volatiles Analysis

Sample: 112420AQ	Vial: 5
Description: Negative	LIMS ID:
Method: ethanol quant.M	Sequence: 17Feb21
Instrument: US14173023 CN14160045	Injection date: 2/17/2021 1:39:59 PM
Data file: C:\Chem32\1\Data\17Feb21\5.D	Analyst: Abbott

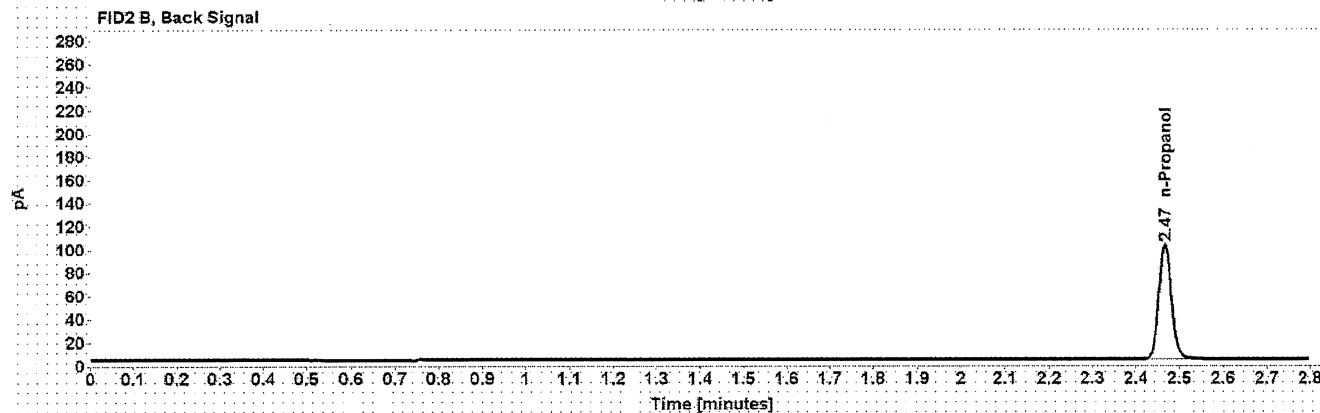
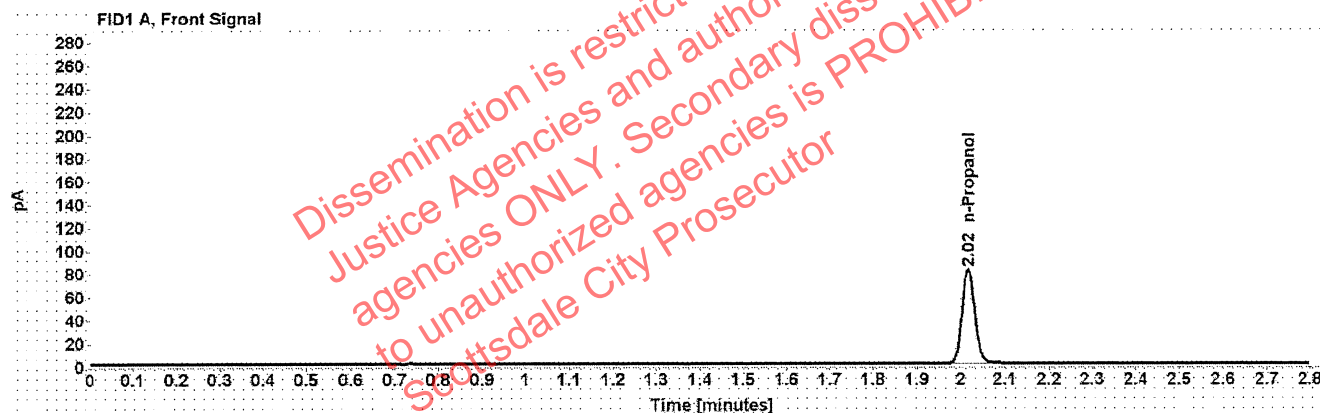


Table 1: FID 1 A (column DB-ALC1)

Compound	Amount (g/100mL)	Time (min)	Peak Area
n-Propanol	-----	2.016	162.570

Table 2: FID 2 B (column DB-ALC2)

Compound	Time (min)	Peak Area
n-Propanol	2.467	200.385

Scottsdale Police Department Crime Lab Volatiles Analysis

Sample: 070819MIX	Vial: 6
Description: Volatiles mix	LIMS ID:
Method: ethanol quant.M	Sequence: 17Feb21
Instrument: US14173023 CN14160045	Injection date: 2/17/2021 1:44:00 PM
Data file: C:\Chem32\1\Data\17Feb21\6.D	Analyst: Abbott <i>DA</i>

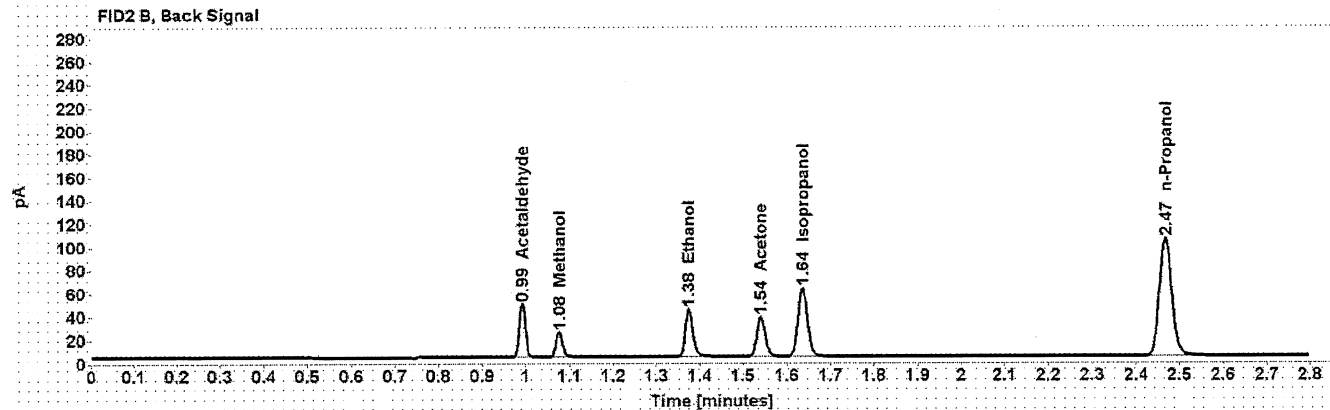
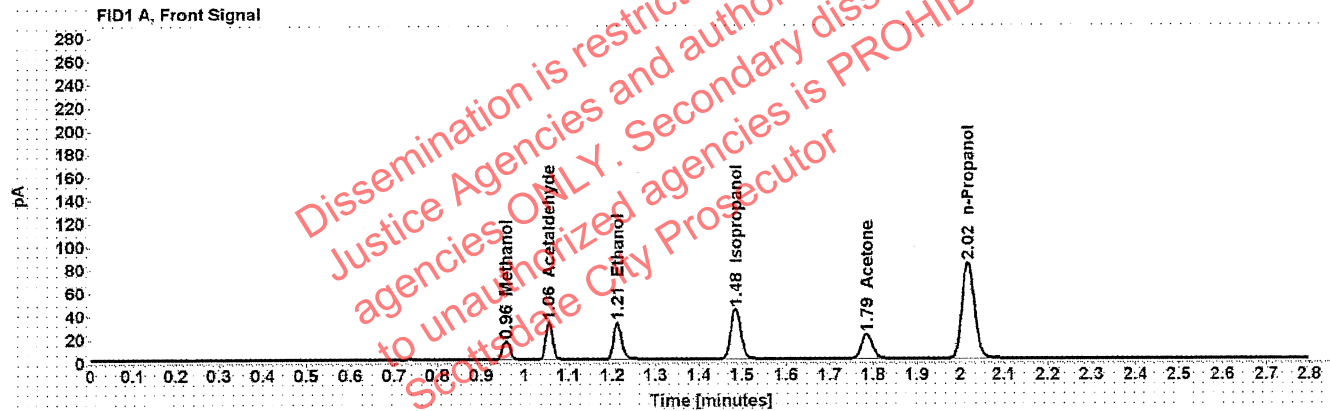


Table 1: FID 1 A (column DB-ALC1)

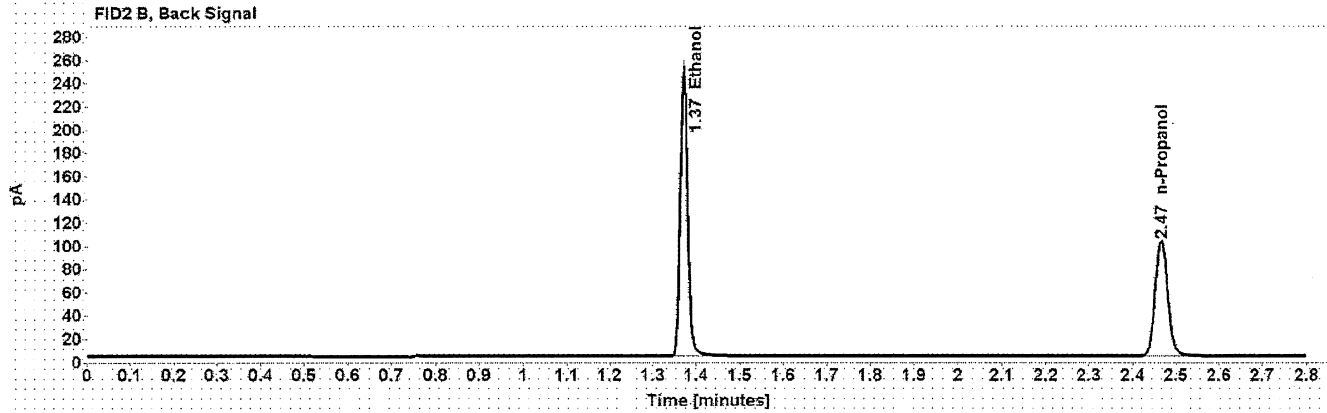
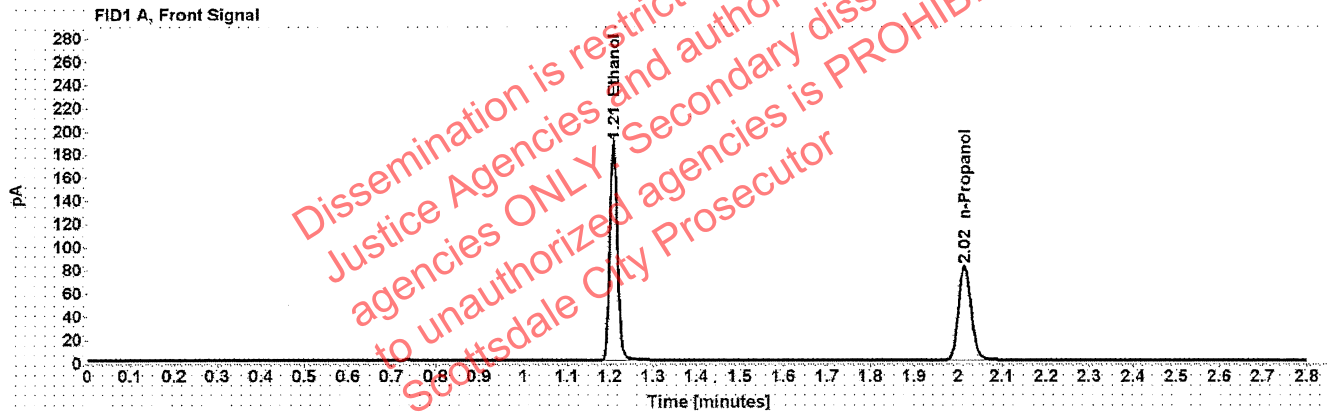
Compound	Amount (g/100mL)	Time (min)	Peak Area
Methanol	-----	0.958	17.959
Acetaldehyde	-----	1.055	34.689
>Ethanol	0.0681	1.211	40.859
Isopropanol	-----	1.485	69.621
Acetone	-----	1.785	36.343
n-Propanol	-----	2.017	166.079

Table 2: FID 2 B (column DB-ALC2)

Compound	Time (min)	Peak Area
Acetaldehyde	0.993	45.222
Methanol	1.077	23.121
Ethanol	1.375	50.920
Acetone	1.541	45.027
Isopropanol	1.637	89.230
n-Propanol	2.468	205.113

Scottsdale Police Department Crime Lab Volatiles Analysis

Sample: 11092018-A	Vial: 7
Description: 0.400	LIMS ID:
Method: ethanol quant.M	Sequence: 17Feb21
Instrument: US14173023 CN14160045	Injection date: 2/17/2021 1:48:14 PM
Data file: C:\Chem32\1\Data\17Feb21\7.D	Analyst: Abbott



Dissemination is restricted to Criminal Justice Agencies and authorized ONLY. Secondary dissemination to unauthorized agencies is PROHIBITED. Scottsdale City Prosecutor

Table 1: FID 1 A (column DB-ALC1)

Compound	Amount (g/100mL)	Time (min)	Peak Area
>Ethanol	0.4002	1.208	240.595
n-Propanol	-----	2.015	163.051

Table 2: FID 2 B (column DB-ALC2)

Compound	Time (min)	Peak Area
Ethanol	1.372	301.215
n-Propanol	2.466	201.504

Scottsdale Police Department Crime Lab Volatiles Analysis

Sample: 14082019-B	Vial: 8
Description: 0.040	LIMS ID:
Method: ethanol quant.M	Sequence: 17Feb21
Instrument: US14173023 CN14160045	Injection date: 2/17/2021 1:52:15 PM
Data file: C:\Chem32\1\Data\17Feb21\8.D	Analyst: Abbott <i>ph</i>

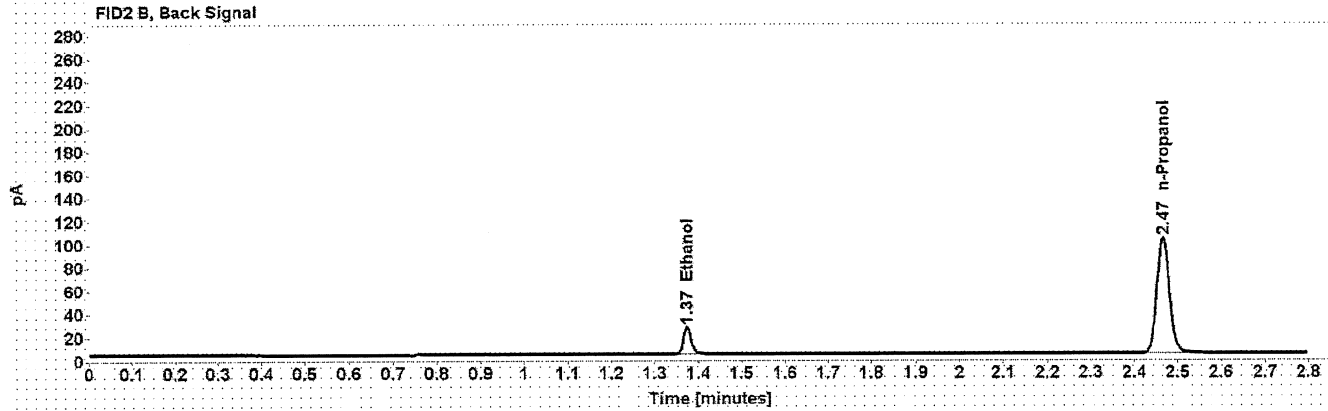
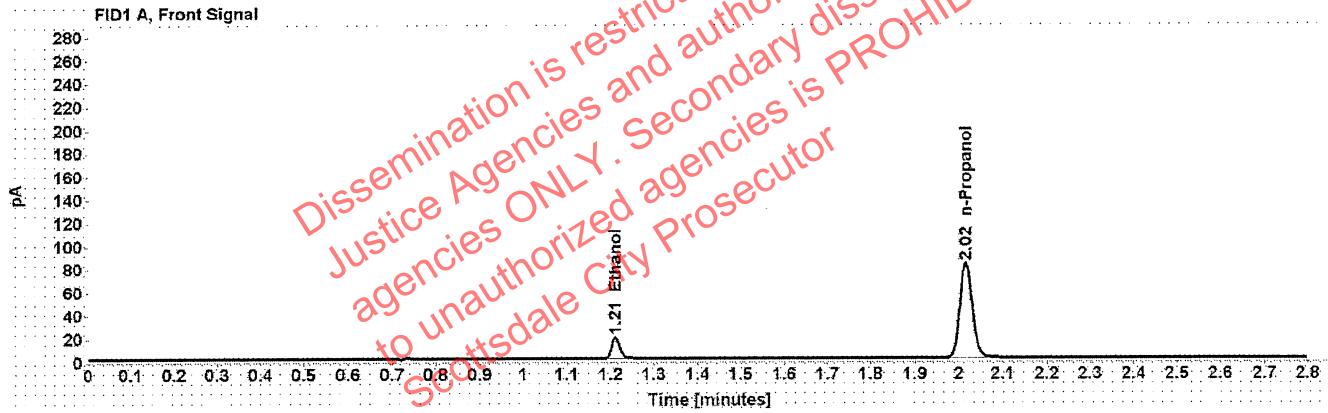


Table 1: FID 1 A (column DB-ALC1)

Compound	Amount (g/100mL)	Time (min)	Peak Area
>Ethanol	0.0411	1.211	23.991
n-Propanol	-----	2.016	163.917

Table 2: FID 2 B (column DB-ALC2)

Compound	Time (min)	Peak Area
Ethanol	1.374	29.811
n-Propanol	2.466	202.008

Scottsdale Police Department Crime Lab Volatiles Analysis

Sample: 407041529/13	Vial: 9
Description: 0.198	LIMS ID:
Method: ethanol quant.M	Sequence: 17Feb21
Instrument: US14173023 CN14160045	Injection date: 2/17/2021 1:56:14 PM
Data file: C:\Chem32\1\Data\17Feb21\9.D	Analyst: Abbott

JA

Dissemination is restricted to Criminal Justice Agencies and authorized ONLY to unauthorize agencies is PROHIBITED. Scottsdale City Prosecutor

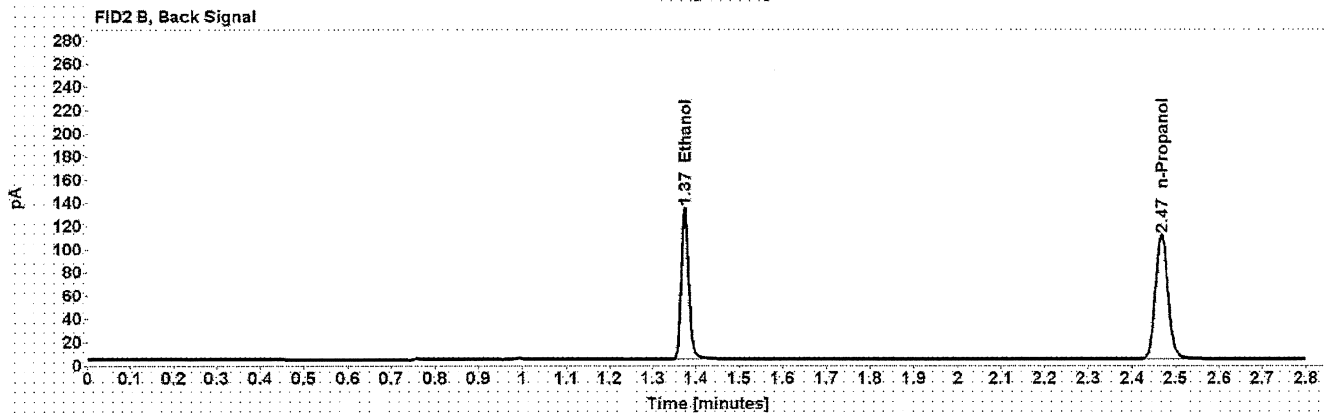
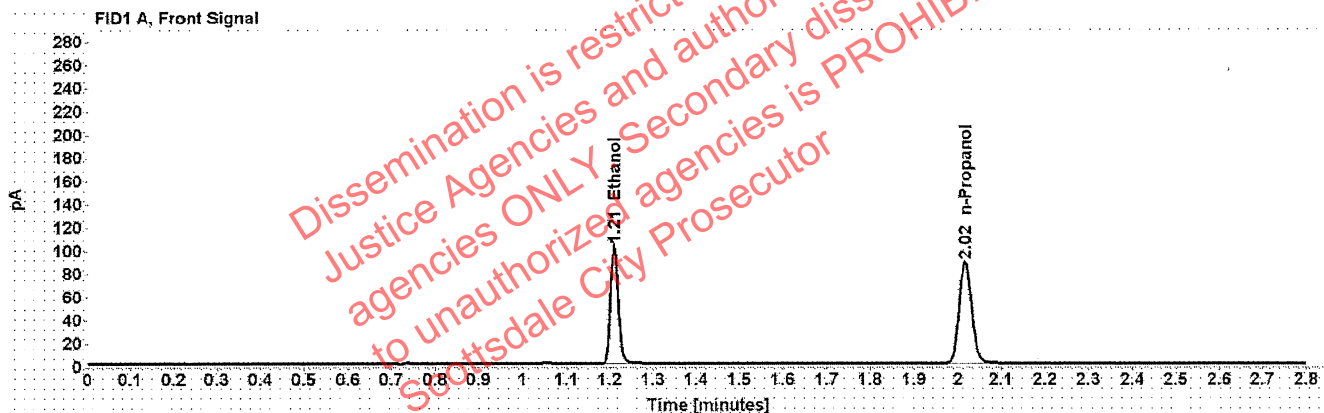


Table 1: FID 1 A (column DB-ALC1)

Compound	Amount (g/100mL)	Time (min)	Peak Area
>Ethanol	0.2013	1.210	129.609
n-Propanol	-----	2.017	175.369

Table 2: FID 2 B (column DB-ALC2)

Compound	Time (min)	Peak Area
Ethanol	1.374	161.886
n-Propanol	2.468	216.628

Scottsdale Police Department Crime Lab Volatiles Analysis

Sample: 03102016-A/1	Vial: 20
Description: 0.080	LIMS ID:
Method: ethanol quant.M	Sequence: 17Feb21
Instrument: US14173023 CN14160045	Injection date: 2/17/2021 2:40:44 PM
Data file: C:\Chem32\1\Data\17Feb21\20.D	Analyst: Abbott ah

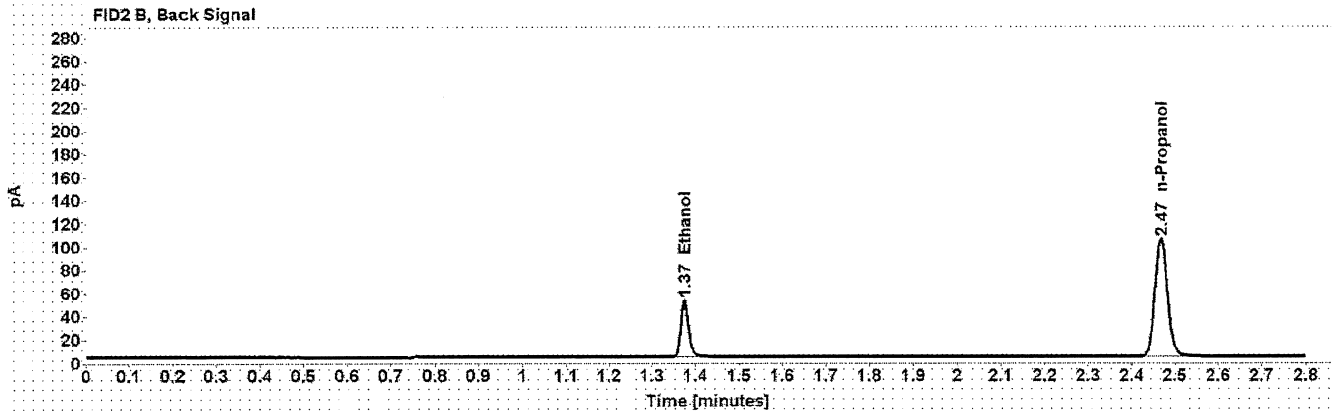
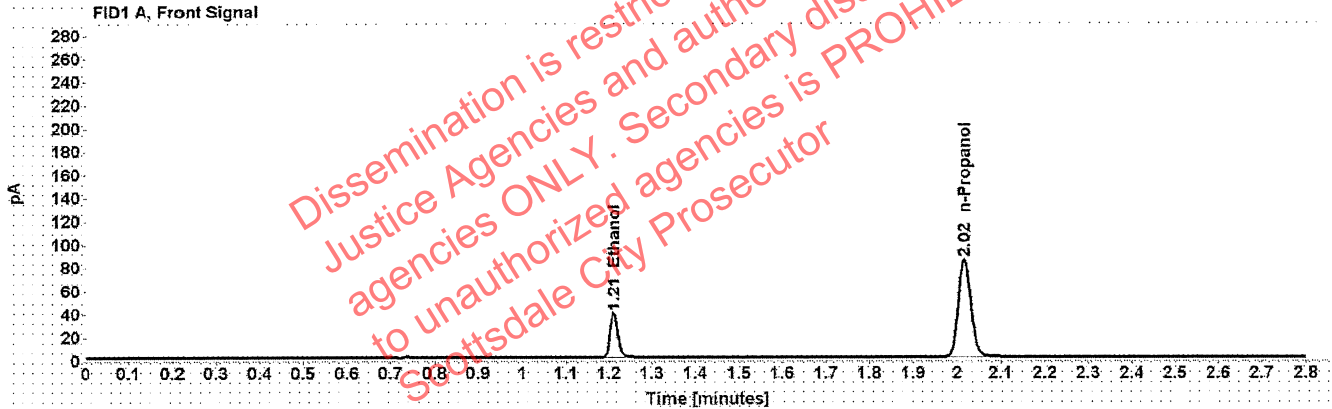


Table 1: FID 1 A (column DB-ALC1)

Compound	Amount (g/100mL)	Time (min)	Peak Area
>Ethanol	0.0811	1.211	49.360
n-Propanol	-----	2.017	167.785

Table 2: FID 2 B (column DB-ALC2)

Compound	Time (min)	Peak Area
Ethanol	1.375	61.357
n-Propanol	2.468	206.153

Scottsdale Police Department Crime Lab Volatiles Analysis

Sample: 03102016-A/1	Vial: 31
Description: 0.080	LIMS ID:
Method: ethanol quant.M	Sequence: 17Feb21
Instrument: US14173023 CN14160045	Injection date: 2/17/2021 3:25:15 PM
Data file: C:\Chem32\1\Data\17Feb21\31.D	Analyst: Abbott DA

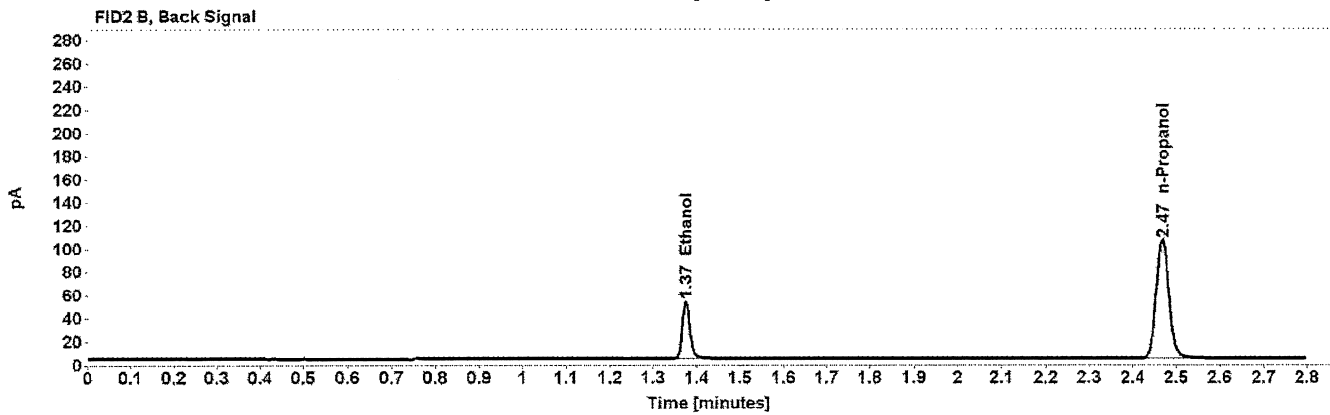
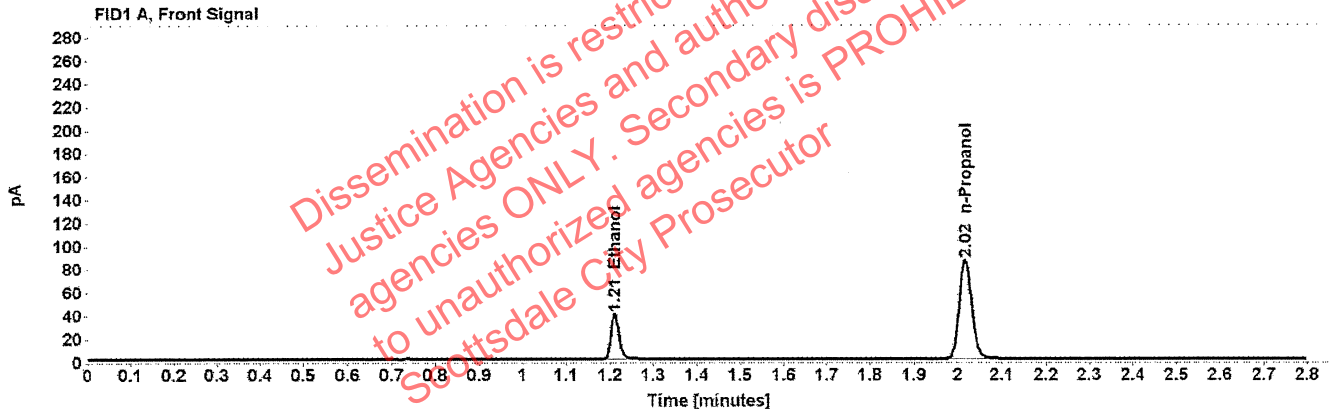


Table 1: FID 1 A (column DB-ALC1)

Compound	Amount (g/100mL)	Time (min)	Peak Area
>Ethanol	0.0812	1.211	50.000
n-Propanol	-----	2.017	169.771

Table 2: FID 2 B (column DB-ALC2)

Compound	Time (min)	Peak Area
Ethanol	1.375	62.112
n-Propanol	2.468	208.636

Scottsdale Police Department Crime Lab Volatiles Analysis

Sample: 407041529/13	Vial: 42
Description: 0.198	LIMS ID:
Method: ethanol quant.M	Sequence: 17Feb21
Instrument: US14173023 CN14160045	Injection date: 2/17/2021 4:09:29 PM
Data file: C:\Chem32\1\Data\17Feb21\42.D	Analyst: Abbott <i>ah</i>

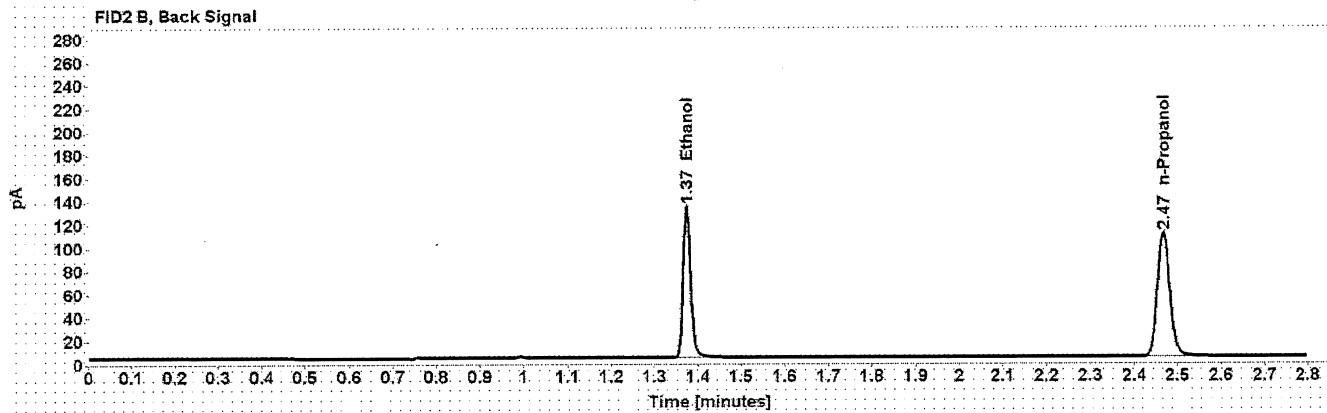
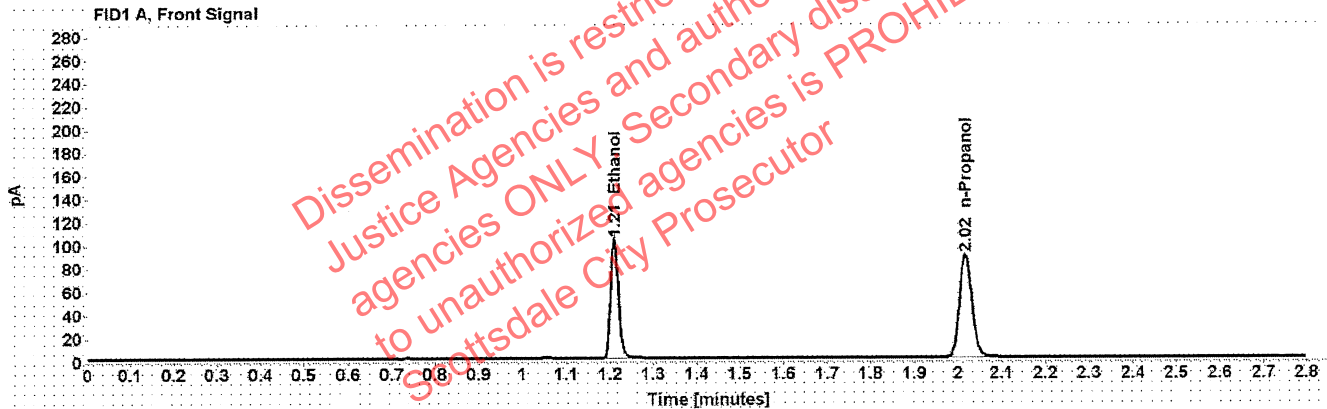


Table 1: FID 1 A (column DB-ALC1)

Compound	Amount (g/100mL)	Time (min)	Peak Area
>Ethanol	0.2008	1.210	130.262
n-Propanol	-----	2.017	176.666

Table 2: FID 2 B (column DB-ALC2)

Compound	Time (min)	Peak Area
Ethanol	1.374	162.475
n-Propanol	2.468	217.519

Scottsdale Police Department Crime Lab Volatiles Analysis

Sample: 11092018-A	Vial: 53
Description: 0.400	LIMS ID:
Method: ethanol quant.M	Sequence: 17Feb21
Instrument: US14173023 CN14160045	Injection date: 2/17/2021 4:53:59 PM
Data file: C:\Chem32\1\Data\17Feb21\53.D	Analyst: Abbott <i>JA</i>

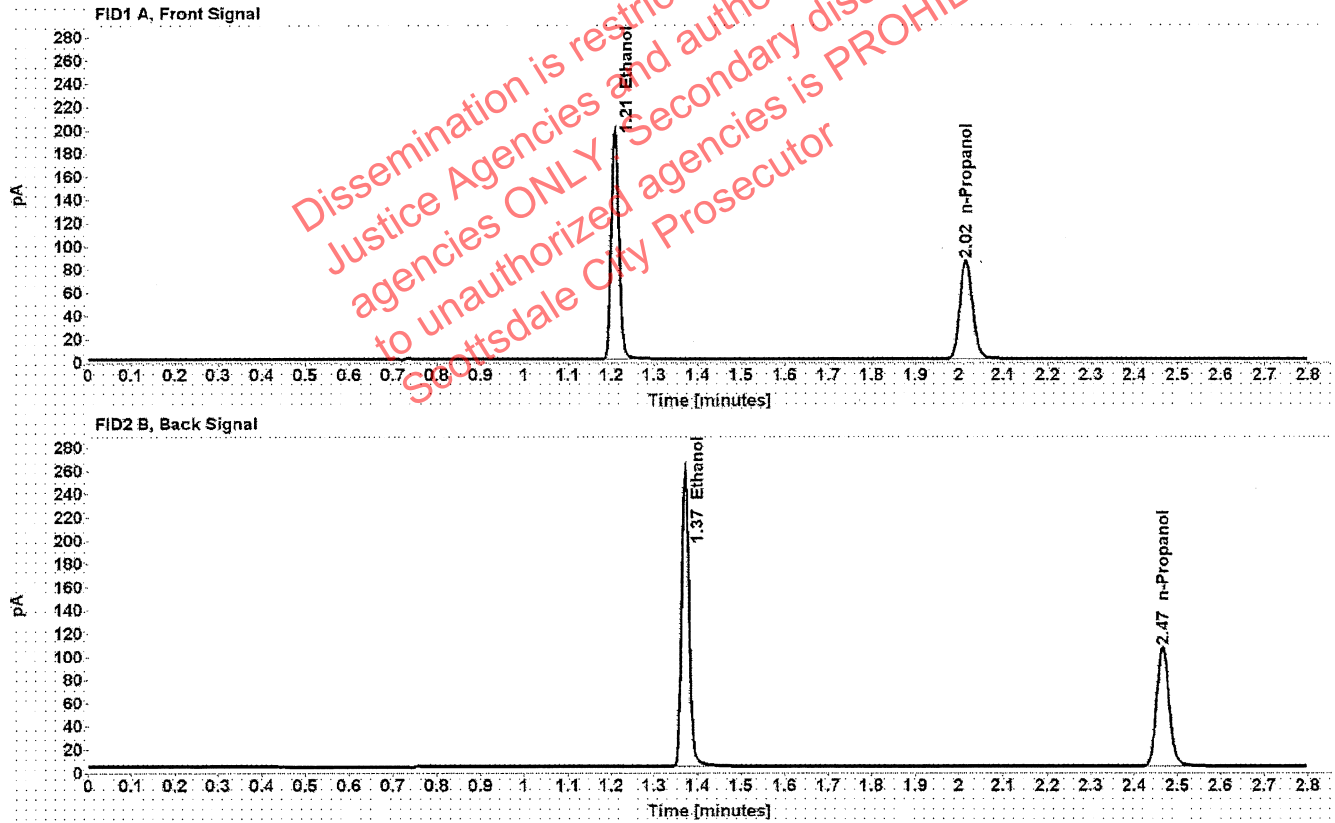


Table 1: FID 1 A (column DB-ALC1)

Compound	Amount (g/100mL)	Time (min)	Peak Area
>Ethanol	0.4022	1.208	251.495
n-Propanol	-----	2.015	169.616

Table 2: FID 2 B (column DB-ALC2)

Compound	Time (min)	Peak Area
Ethanol	1.372	314.455
n-Propanol	2.466	209.268

Scottsdale Police Department Crime Lab Volatiles Analysis

Sample: 14082019-B	Vial: 54
Description: 0.040	LIMS ID:
Method: ethanol quant.M	Sequence: 17Feb21
Instrument: US14173023 CN14160045	Injection date: 2/17/2021 4:57:59 PM
Data file: C:\Chem32\1\Data\17Feb21\54.D	Analyst: Abbott JA

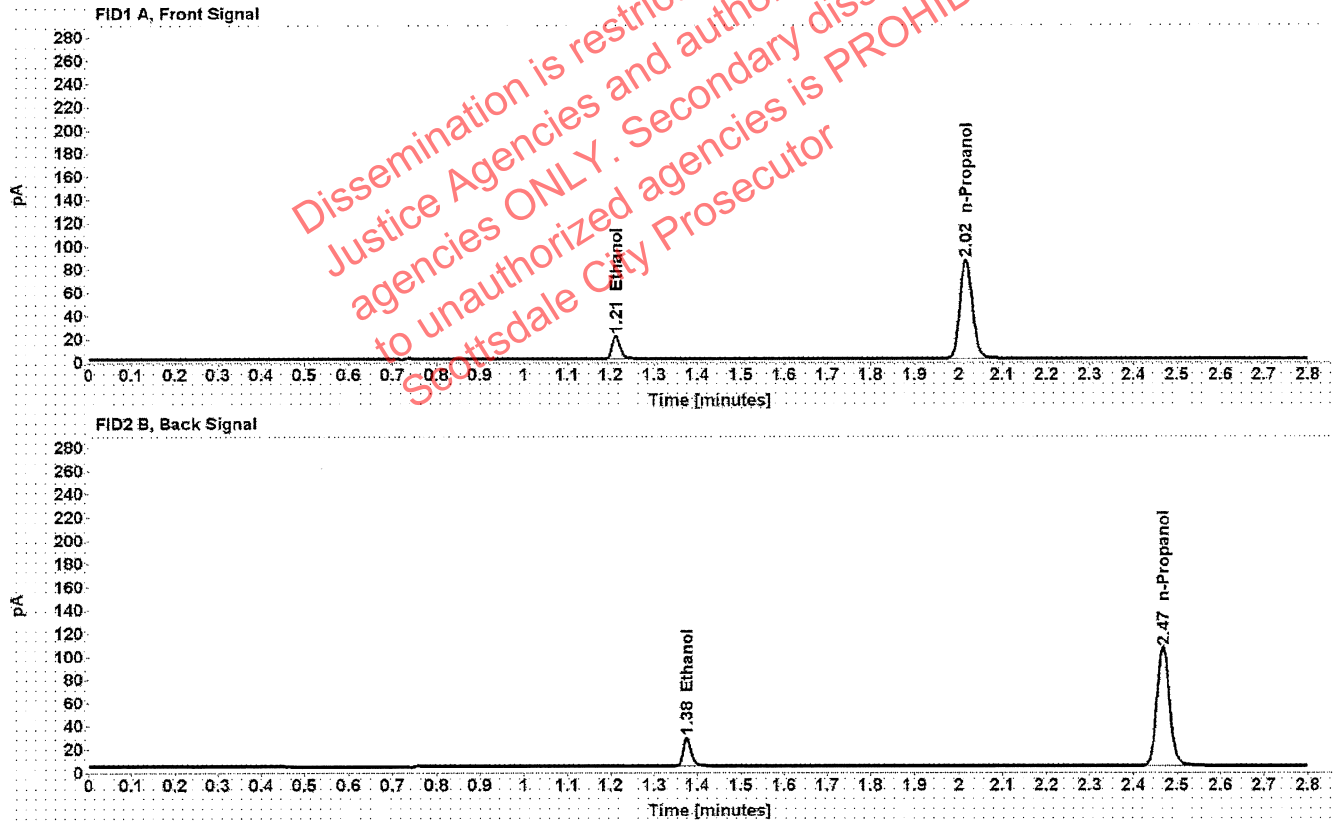


Table 1: FID 1 A (column DB-ALC1)

Compound	Amount (g/100mL)	Time (min)	Peak Area
>Ethanol	0.0420	1.212	25.373
n-Propanol	-----	2.017	169.864

Table 2: FID 2 B (column DB-ALC2)

Compound	Time (min)	Peak Area
Ethanol	1.376	31.325
n-Propanol	2.468	208.345

Scottsdale Police Department Crime Lab Volatiles Analysis

Sample: 407041529/13	Vial: 55
Description: 0.198	LIMS ID:
Method: ethanol quant.M	Sequence: 17Feb21
Instrument: US14173023 CN14160045	Injection date: 2/17/2021 5:02:15 PM
Data file: C:\Chem32\1\Data\17Feb21\55.D	Analyst: Abbott PA

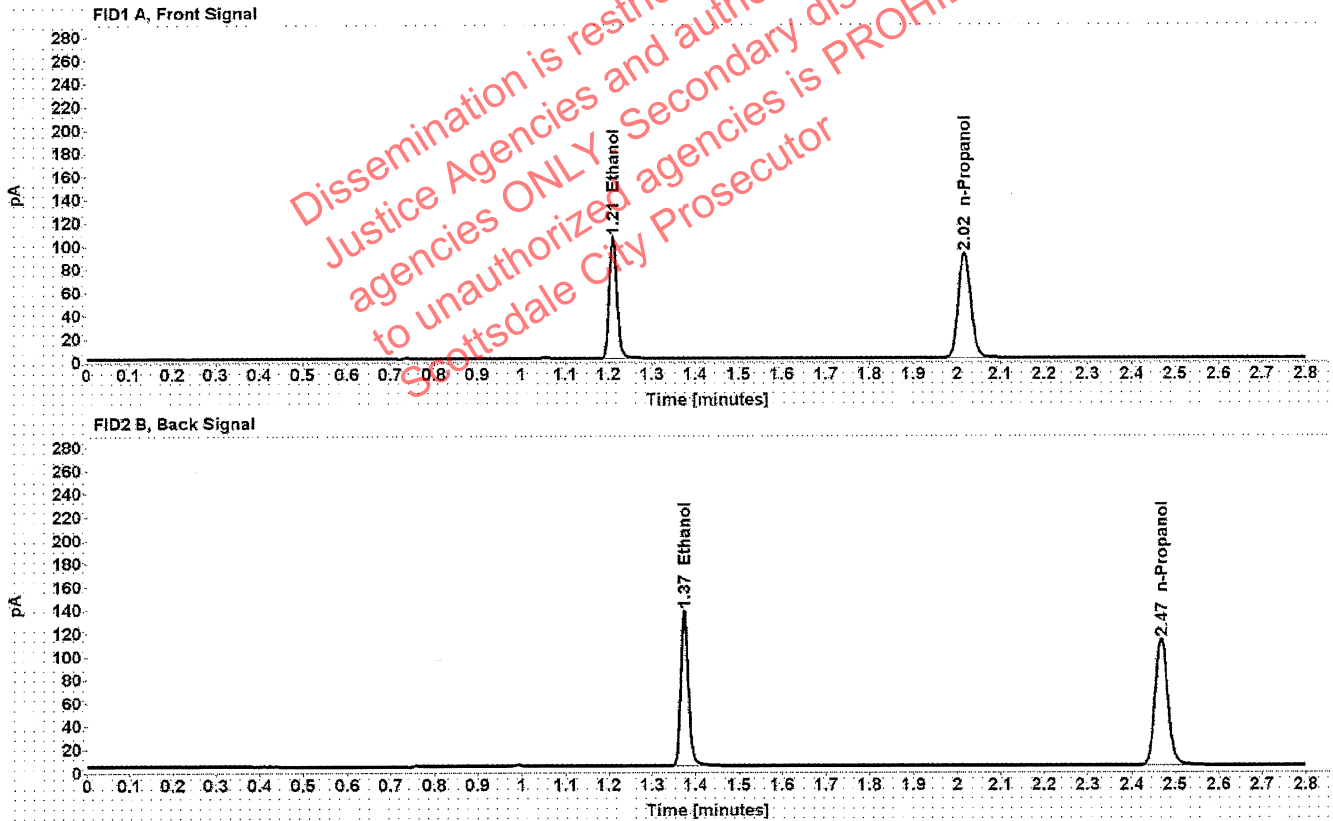


Table 1: FID 1 A (column DB-ALC1)

Compound	Amount (g/100mL)	Time (min)	Peak Area
>Ethanol	0.2009	1.210	133.540
n-Propanol	-----	2.017	180.989

Table 2: FID 2 B (column DB-ALC2)

Compound	Time (min)	Peak Area
Ethanol	1.374	166.324
n-Propanol	2.468	222.683

Scottsdale Police Department Crime Lab Volatiles Analysis

Sample: 111020WB	Vial: 56
Description: Negative	LIMS ID:
Method: ethanol quant.M	Sequence: 17Feb21
Instrument: US14173023 CN14160045	Injection date: 2/17/2021 5:06:15 PM
Data file: C:\Chem32\1\Data\17Feb21\56.D	Analyst: Abbott Oh

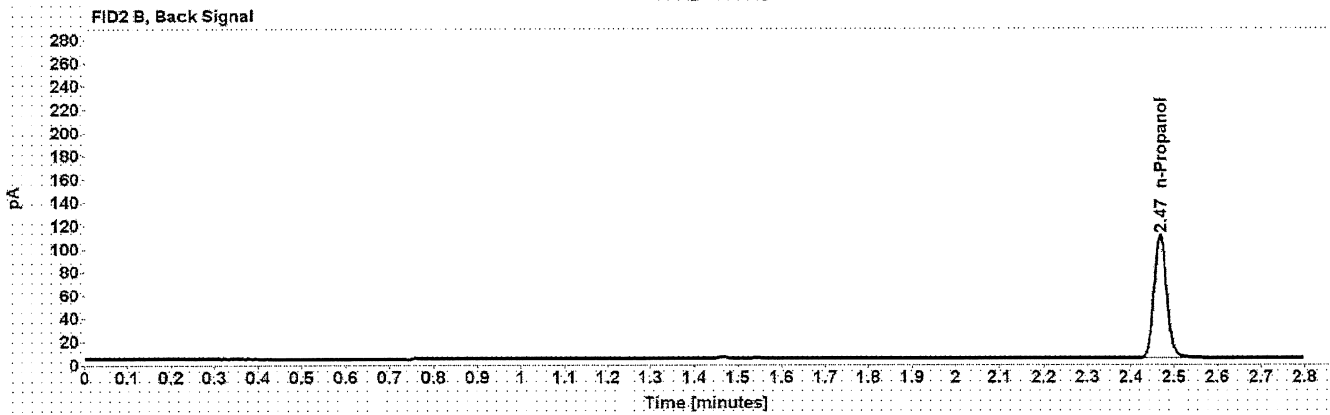
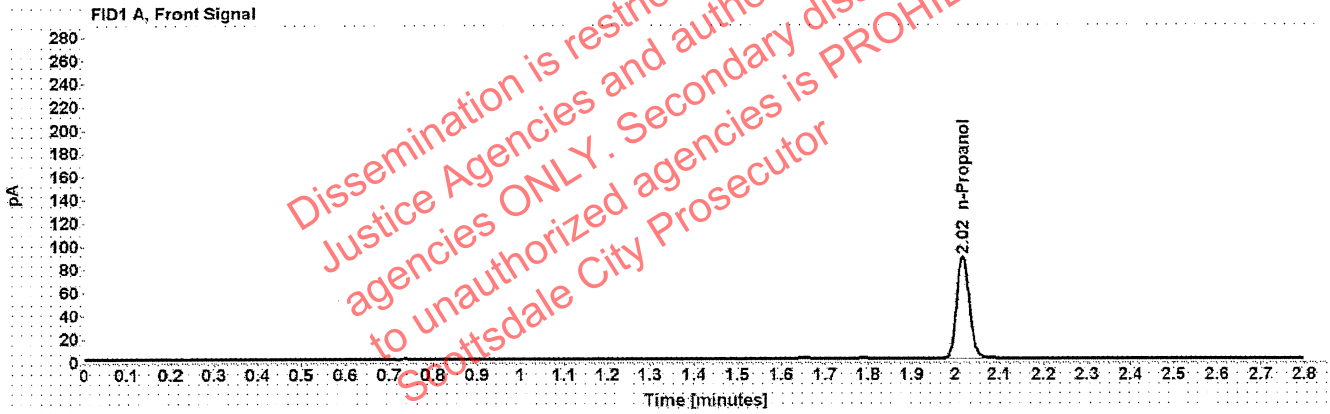



Table 1: FID 1 A (column DB-ALC1)

Compound	Amount (g/100mL)	Time (min)	Peak Area
n-Propanol	-----	2.017	175.475

Table 2: FID 2 B (column DB-ALC2)

Compound	Time (min)	Peak Area
n-Propanol	2.468	215.785

Sequence Summary

Sequence name: 17Feb21 Instrument: US14173023 CN14160045 Analyst: Abbott 

Vial	Sample	Description	Type	LIMS ID	Method
1	FN06141806	0.020 calibrator	Calibration		ethanol quant.M
2	FN05311902	0.100 calibrator	Calibration		ethanol quant.M
3	FN05101903	0.200 calibrator	Calibration		ethanol quant.M
4	FN10051906	0.400 calibrator	Calibration		ethanol quant.M
5	112420AQ	Negative	Control		ethanol quant.M
6	070819MIX	Volatiles mix	Control		ethanol quant.M
7	11092018-A	0.400	Control		ethanol quant.M
8	14082019-B	0.040	Control		ethanol quant.M
9	407041529/13	0.198	Control		ethanol quant.M
10	1359037		Sample		ethanol quant.M
11	1359037		Sample		ethanol quant.M
12	1359348		Sample		ethanol quant.M
13	1359348		Sample		ethanol quant.M
14	1359810		Sample		ethanol quant.M
15	1359810		Sample		ethanol quant.M
16	1273976		Sample		ethanol quant.M
17	1273976		Sample		ethanol quant.M
18	33801RY		Sample		ethanol quant.M
19	33801RY		Sample		ethanol quant.M
20	03102016-A/1	0.080	Control		ethanol quant.M
21	33801TG		Sample		ethanol quant.M
22	33801TG		Sample		ethanol quant.M
23	38001BC		Sample		ethanol quant.M
24	38001BC		Sample		ethanol quant.M
25	34001DJ		Sample		ethanol quant.M
26	34001DJ		Sample		ethanol quant.M
27	20001RH		Sample		ethanol quant.M
28	20001RH		Sample		ethanol quant.M
29	37901JE		Sample		ethanol quant.M
30	37901JE		Sample		ethanol quant.M
31	03102016-A/1	0.080	Control		ethanol quant.M
32	33801JM		Sample		ethanol quant.M
33	33801JM		Sample		ethanol quant.M
34	33801TM		Sample		ethanol quant.M
35	33801TM		Sample		ethanol quant.M
36	32701KC		Sample		ethanol quant.M
37	32701KC		Sample		ethanol quant.M
38	34001JF		Sample		ethanol quant.M
39	34001JF		Sample		ethanol quant.M
40	32701LC		Sample		ethanol quant.M
41	32701LC		Sample		ethanol quant.M
42	407041529/13	0.198	Control		ethanol quant.M
43	33801HK		Sample		ethanol quant.M
44	33801HK		Sample		ethanol quant.M
45	1358885		Sample		ethanol quant.M
46	1358885		Sample		ethanol quant.M
47	1359189		Sample		ethanol quant.M

Dissemination is restricted to Criminal Justice Agencies and authorized agencies ONLY. Secondary dissemination to unauthorized agencies is PROHIBITED. Scottsdale City Prosecutor

Sequence Summary

48	1359189		Sample		ethanol quant.M
49	1359235		Sample		ethanol quant.M
50	1359235		Sample		ethanol quant.M
51	1359352		Sample		ethanol quant.M
52	1359352		Sample		ethanol quant.M
53	11092018-A	0.400	Control		ethanol quant.M
54	14082019-B	0.040	Control		ethanol quant.M
55	407041529/13	0.198	Control		ethanol quant.M
56	111020WB	Negative	Control		ethanol quant.M

Dissemination is restricted to Criminal Justice Agencies and authorized agencies ONLY. Secondary dissemination to unauthorized agencies is PROHIBITED
Scottsdale City Prosecutor

Scottsdale Police Department Crime Laboratory Summary of Cases

SEQUENCE NAME: 17Feb21

ANALYST: Abbott 

Vials	Test 1 (g/dL)	Test 2 (g/dL)	Mean (g/dL)	Percent Difference*	Absolute Difference (g/dL)*
10 11	0.1141	0.1140	0.11405	0.04	0.00005
12 13	0.2382	0.2374	0.23780	0.17	0.00040
14 15	0.0355	0.0356	0.03555	0.14	0.00005
16 17	0.2046	0.2051	0.20485	0.12	0.00025
18 19	0.1537	0.1539	0.15380	0.07	0.00010
21 22	0.1365	0.1369	0.13670	0.15	0.00020
23 24	0.2228	0.2234	0.22310	0.13	0.00030
25 26	0.3186	0.3150	0.31680	0.57	0.00180
27 28	0.1575	0.1570	0.15725	0.16	0.00025
29 30	0.2362	0.2374	0.23680	0.25	0.00060
32 33	0.2104	0.2099	0.21015	0.12	0.00025
34 35	0.1132	0.1128	0.11300	0.18	0.00020
36 37	0.2135	0.2142	0.21385	0.16	0.00035
38 39	0.1260	0.1261	0.12605	0.04	0.00005
40 41	0.1386	0.1387	0.13865	0.04	0.00005
43 44	0.1723	0.1743	0.17330	0.58	0.00100
45 46	0.2602	0.2586	0.25940	0.31	0.00080
47 48	0.2058	0.2055	0.20565	0.07	0.00015
49 50	0.1173	0.1178	0.11755	0.21	0.00025
51 52	0.1905	0.1902	0.19035	0.08	0.00015

*Calculated differences are differences from the mean of the two results.

Scottsdale Forensic Lab
Blood Alcohol Pipetting Log

ANALYST: Abbott *Abbott*

SEQUENCE: 17Feb21

Instrument Position	Headspace Vial 1	Headspace Vial 2	Blood Tube	Barcode Match
Vials 10 and 11	1359037	1359037	1359037	Yes
Vials 12 and 13	1359348	1359348	1359348	Yes
Vials 14 and 15	1359810	1359810	1359810	Yes
Vials 16 and 17	1273976	1273976	1273976	Yes
Vials 18 and 19	33801RY	33801RY	33801RY	Yes
Vials 21 and 22	33801TG	33801TG	33801TG	Yes
Vials 23 and 24	38001BC	38001BC	38001BC	Yes
Vials 25 and 26	34001DJ	34001DJ	34001DJ	Yes
Vials 27 and 28	20001RH	20001RH	20001RH	Yes
Vials 29 and 30	37901JE	37901JE	37901JE	Yes
Vials 32 and 33	33801JM	33801JM	33801JM	Yes
Vials 34 and 35	33801TM	33801TM	33801TM	Yes
Vials 36 and 37	32701KC	32701KC	32701KC	Yes
Vials 38 and 39	34001JF	34001JF	34001JF	Yes
Vials 40 and 41	32701LC	32701LC	32701LC	Yes
Vials 43 and 44	33801HK	33801HK	33801HK	Yes
Vials 45 and 46	1358885	1358885	1358885	Yes
Vials 47 and 48	1359189	1359189	1359189	Yes
Vials 49 and 50	1359235	1359235	1359235	Yes
Vials 51 and 52	1359352	1359352	1359352	Yes

Scottsdale Police Department Crime Lab Volatiles Analysis

Sample:	1359037	Vial:	10
Description:	[REDACTED]	LIMS ID:	[REDACTED]
Method:	ethanol quant.M	Sequence:	17Feb21
Instrument:	US14173023 CN14160045	Injection date:	2/17/2021 2:00:15 PM
Data file:	C:\Chem32\1\Data\17Feb21\10.D	Analyst:	Abbott

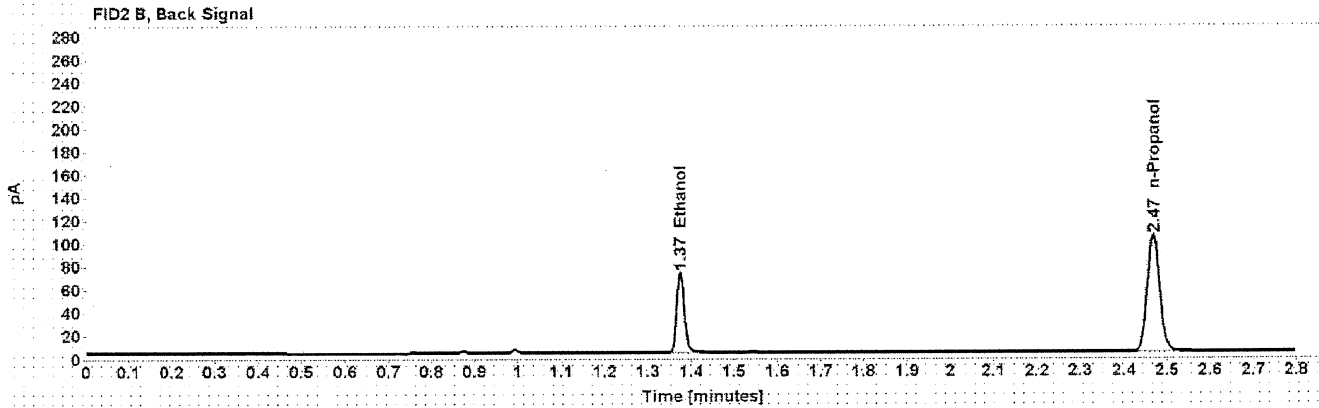
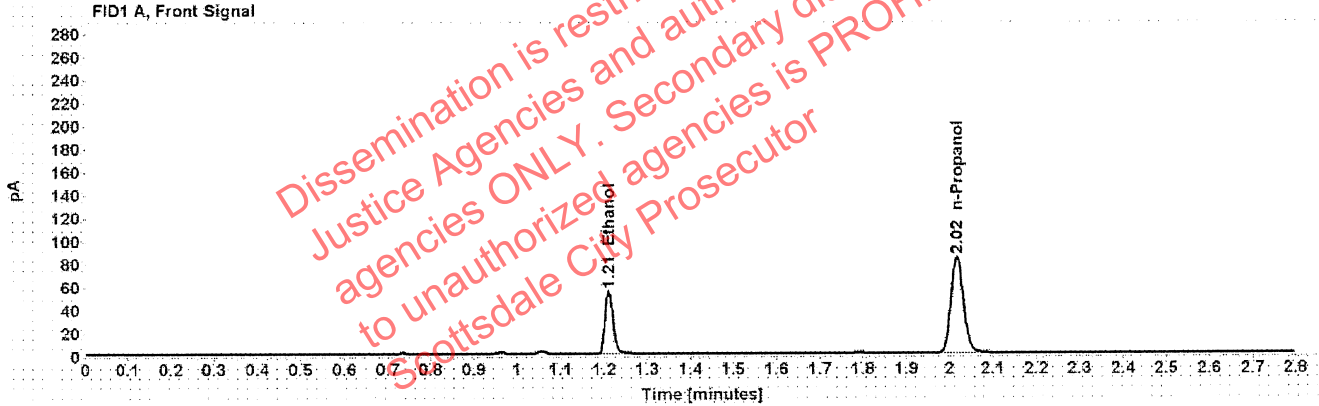


Table 1: FID 1 A (column DB-ALC1)

Compound	Amount (g/100mL)	Time (min)	Peak Area
>Ethanol	0.1141	1.211	69.427
n-Propanol	-----	2.017	166.755

Table 2: FID 2 B (column DB-ALC2)

Compound	Time (min)	Peak Area
Ethanol	1.375	86.248
n-Propanol	2.468	205.336

Scottsdale Police Department Crime Lab Volatiles Analysis

Sample:	1359037	Vial:	11
Description:	[REDACTED]	LIMS ID:	[REDACTED]
Method:	ethanol quant.M	Sequence:	17Feb21
Instrument:	US14173023 CN14160045	Injection date:	2/17/2021 2:04:14 PM
Data file:	C:\Chem32\1\Data\17Feb21\11.D	Analyst:	Abbott

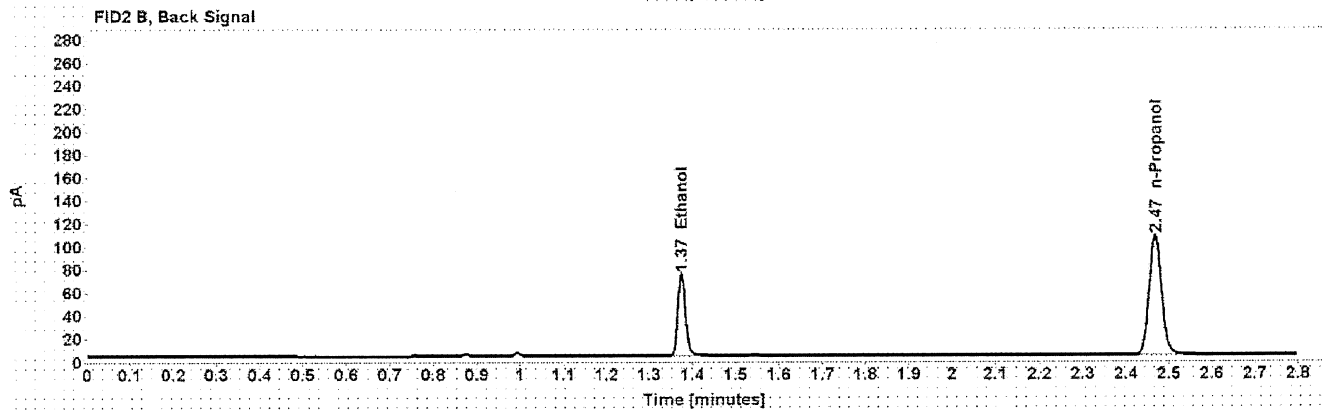
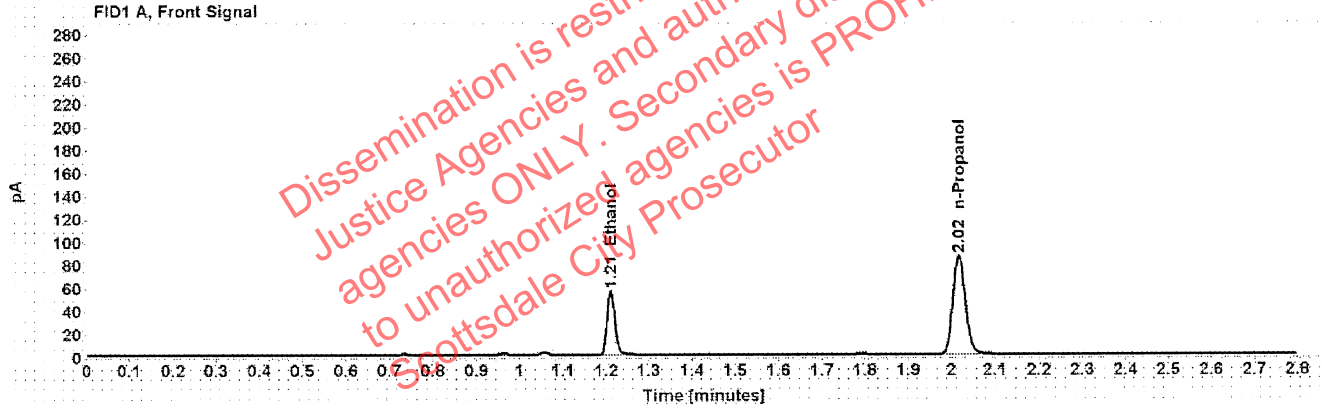


Table 1: FID 1 A (column DB-ALC1)

Compound	Amount (g/100mL)	Time (min)	Peak Area
>Ethanol	0.1140	1.211	70.957
n-Propanol	-----	2.017	170.529

Table 2: FID 2 B (column DB-ALC2)

Compound	Time (min)	Peak Area
Ethanol	1.375	88.093
n-Propanol	2.468	210.142

[REDACTED]: Abbott, Lori - (18-Feb-2021)

Case: [REDACTED] User: LAbbott 2/18/2021

Scottsdale Police Department Crime Lab Volatiles Analysis

Sample:	1359348	Vial:	12
Description:	[REDACTED]	LIMS ID:	[REDACTED]
Method:	ethanol quant.M	Sequence:	17Feb21
Instrument:	US14173023 CN14160045	Injection date:	2/17/2021 2:08:14 PM
Data file:	C:\Chem32\1\Data\17Feb21\12.D	Analyst:	Abbott

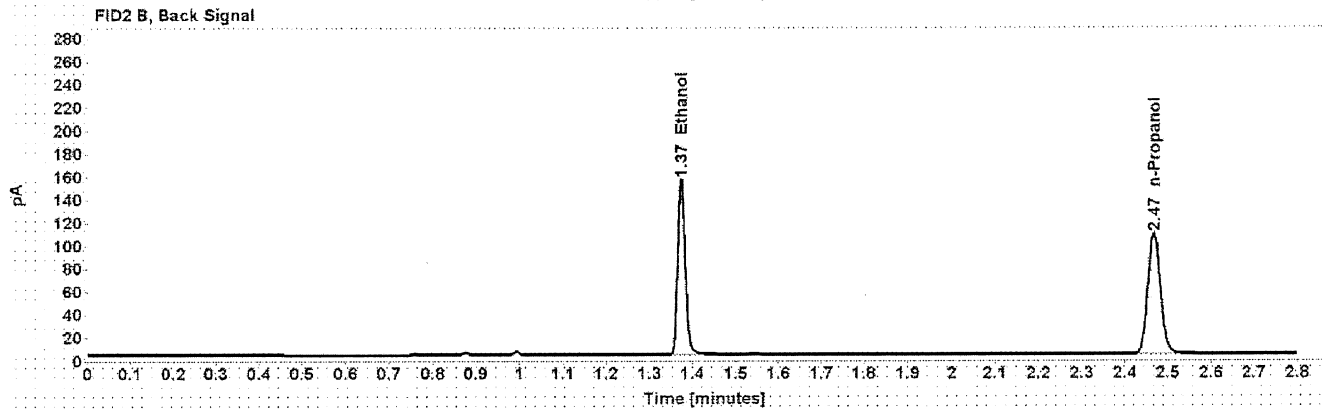
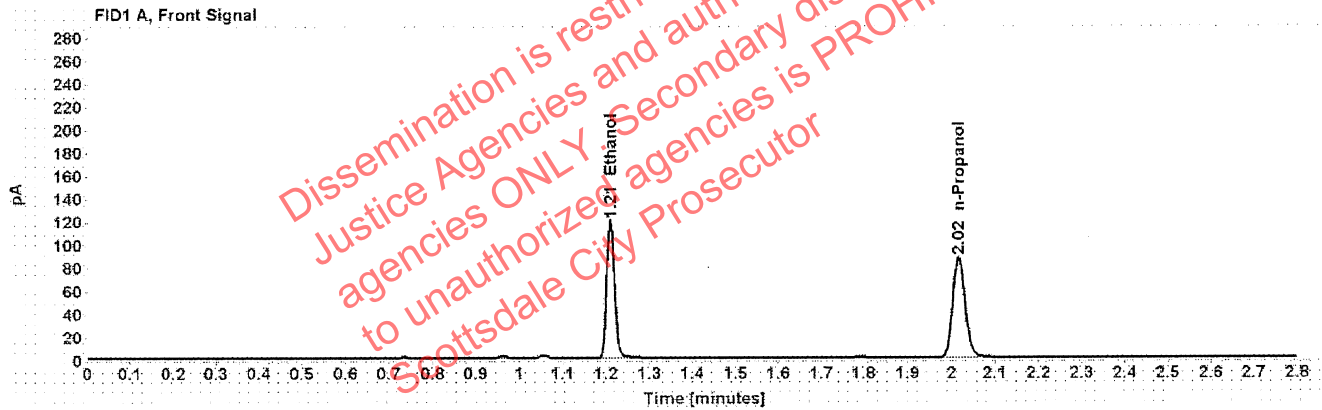


Table 1: FID 1 A (column DB-ALC1)

Compound	Amount (g/100mL)	Time (min)	Peak Area
>Ethanol	0.2382	1.210	151.396
n-Propanol	-----	2.017	172.839

Table 2: FID 2 B (column DB-ALC2)

Compound	Time (min)	Peak Area
Ethanol	1.374	188.834
n-Propanol	2.468	212.633

Scottsdale Police Department Crime Lab Volatiles Analysis

Sample:	1359348	Vial:	13
Description:	[REDACTED]	LIMS ID:	[REDACTED]
Method:	ethanol quant.M	Sequence:	17Feb21
Instrument:	US14173023 CN14160045	Injection date:	2/17/2021 2:12:30 PM
Data file:	C:\Chem3211\Data\17Feb21\13.D	Analyst:	Abbott

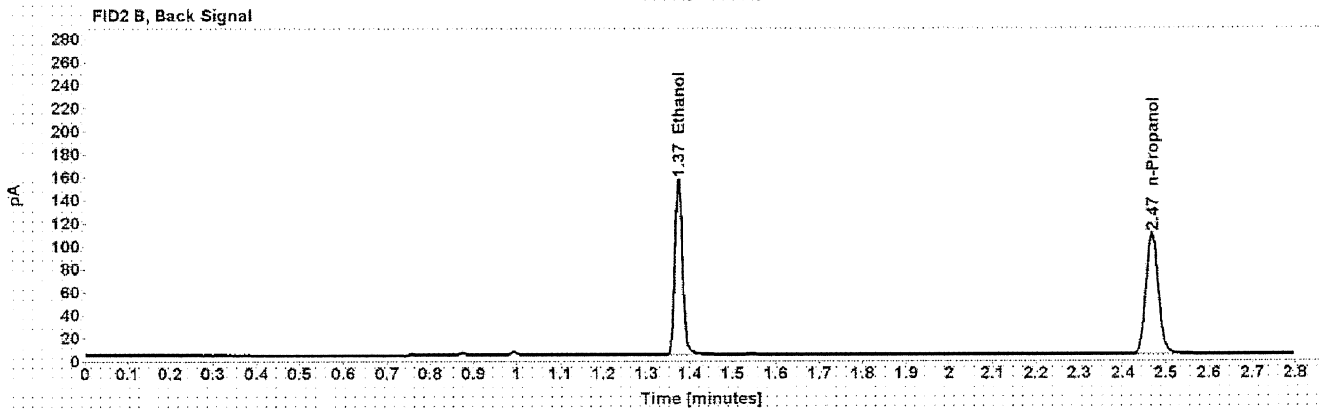
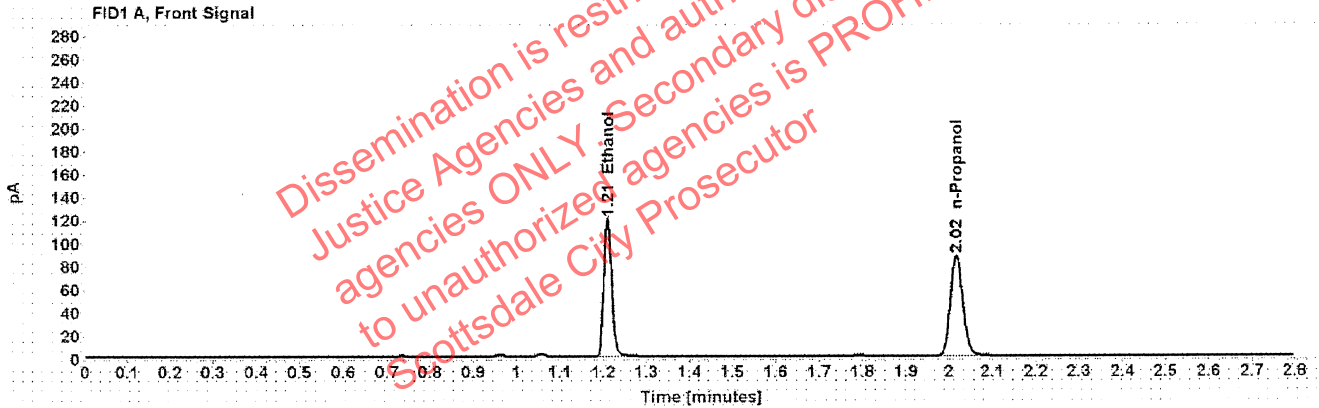


Table 1: FID 1 A (column DB-ALC1)

Compound	Amount (g/100mL)	Time (min)	Peak Area
>Ethanol	0.2374	1.210	151.214
n-Propanol	-----	2.017	173.255

Table 2: FID 2 B (column DB-ALC2)

Compound	Time (min)	Peak Area
Ethanol	1.374	188.807
n-Propanol	2.468	213.135

Scottsdale Police Department Crime Lab Volatiles Analysis

Sample:	1359810	Vial:	14
Description:	[REDACTED]	LIMS ID:	[REDACTED]
Method:	ethanol quant.M	Sequence:	17Feb21
Instrument:	US14173023 CN14160045	Injection date:	2/17/2021 2:16:29 PM
Data file:	C:\Chem32\1\Data\17Feb21\14.D	Analyst:	Abbott

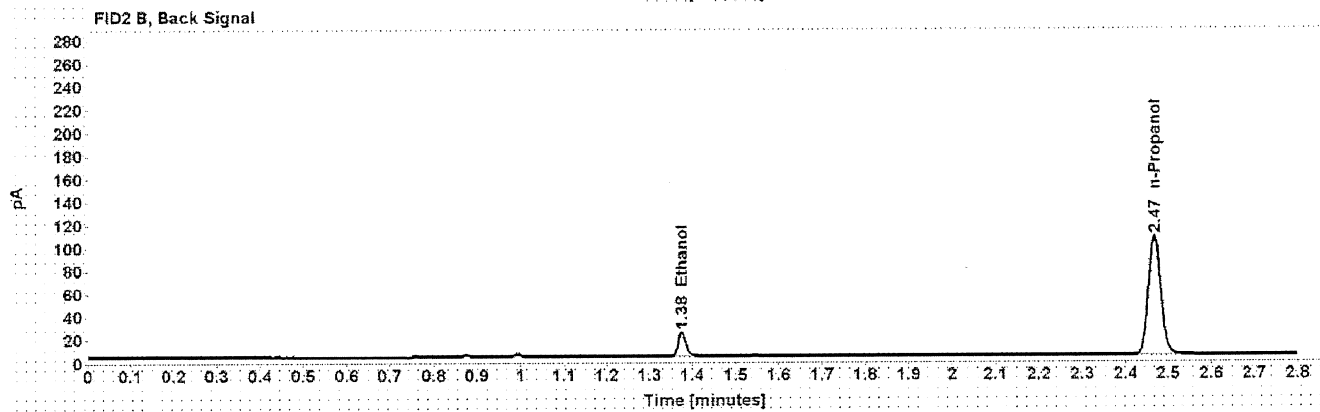



Table 1: FID 1 A (column DB-ALC1)

Compound	Amount (g/100mL)	Time (min)	Peak Area
>Ethanol	0.0355	1.212	21.395
n-Propanol	-----	2.017	170.651

Table 2: FID 2 B (column DB-ALC2)

Compound	Time (min)	Peak Area
Ethanol	1.376	26.902
n-Propanol	2.468	210.256

Scottsdale Police Department Crime Lab Volatiles Analysis

Sample:	1359810	Vial:	15
Description:	[REDACTED]	LIMS ID:	[REDACTED]
Method:	ethanol quant.M	Sequence:	17Feb21
Instrument:	US14173023 CN14160045	Injection date:	2/17/2021 2:20:29 PM
Data file:	C:\Chem32\1\Data\17Feb21\15.D	Analyst:	Abbott

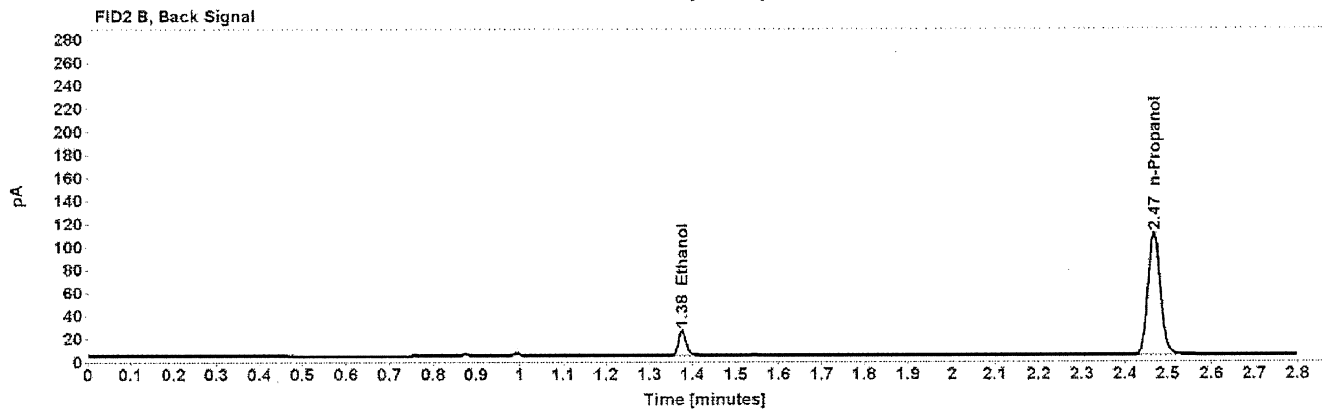
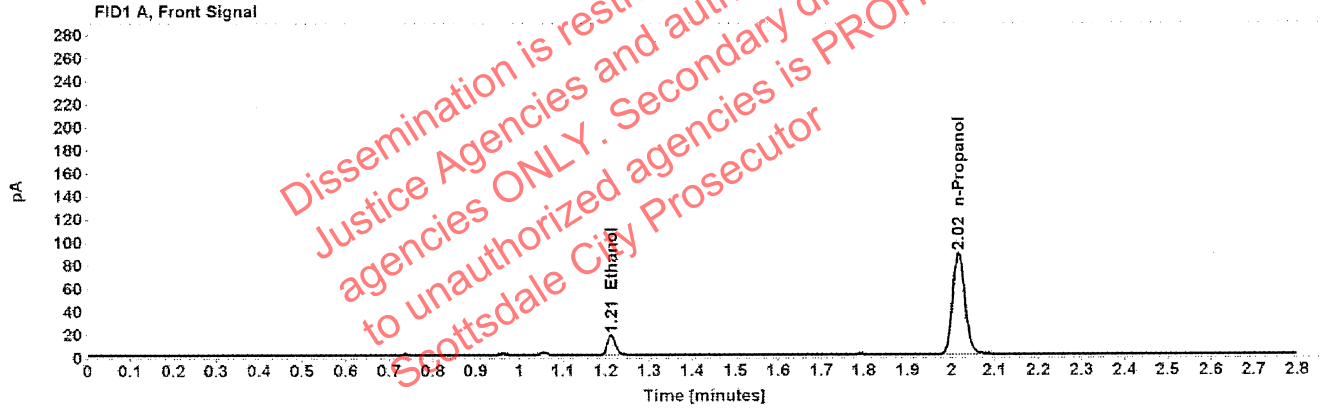


Table 1: FID 1 A (column DB-ALC1)

Compound	Amount (g/100mL)	Time (min)	Peak Area
>Ethanol	0.0356	1.212	22.037
n-Propanol	-----	2.017	175.116

Table 2: FID 2 B (column DB-ALC2)

Compound	Time (min)	Peak Area
Ethanol	1.376	27.689
n-Propanol	2.468	215.766

Scottsdale Police Department Crime Lab Volatiles Analysis

Sample:	1273976	Vial:	16
Description:	[REDACTED]	LIMS ID:	[REDACTED]
Method:	ethanol quant.M	Sequence:	17Feb21
Instrument:	US14173023 CN14160045	Injection date:	2/17/2021 2:24:29 PM
Data file:	C:\Chem3211\Data\17Feb21\16.D	Analyst:	Abbott

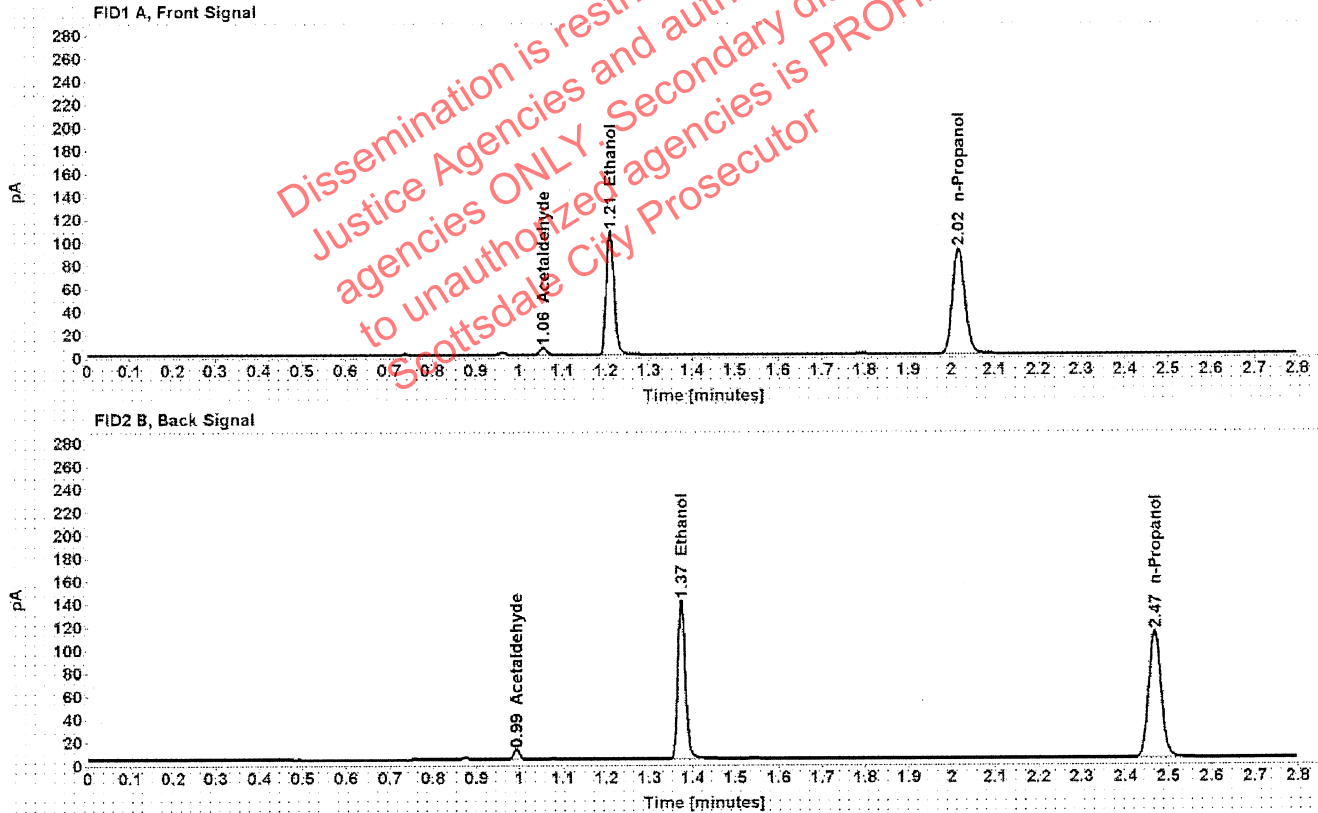


Table 1: FID 1 A (column DB-ALC1)

Compound	Amount (g/100mL)	Time (min)	Peak Area
Acetaldehyde	-----	1.056	6.386
>Ethanol	0.2046	1.210	136.562
n-Propanol	-----	2.016	181.740

Table 2: FID 2 B (column DB-ALC2)

Compound	Time (min)	Peak Area
Acetaldehyde	0.993	8.421
Ethanol	1.374	170.440
n-Propanol	2.468	224.416

Scottsdale Police Department Crime Lab Volatiles Analysis

Sample:	1273976	Vial:	17
Description:	[REDACTED]	LIMS ID:	[REDACTED]
Method:	ethanol quant.M	Sequence:	17Feb21
Instrument:	US14173023 CN14160045	Injection date:	2/17/2021 2:28:29 PM
Data file:	C:\Chem32\1\Data\17Feb21\17.D	Analyst:	Abbott

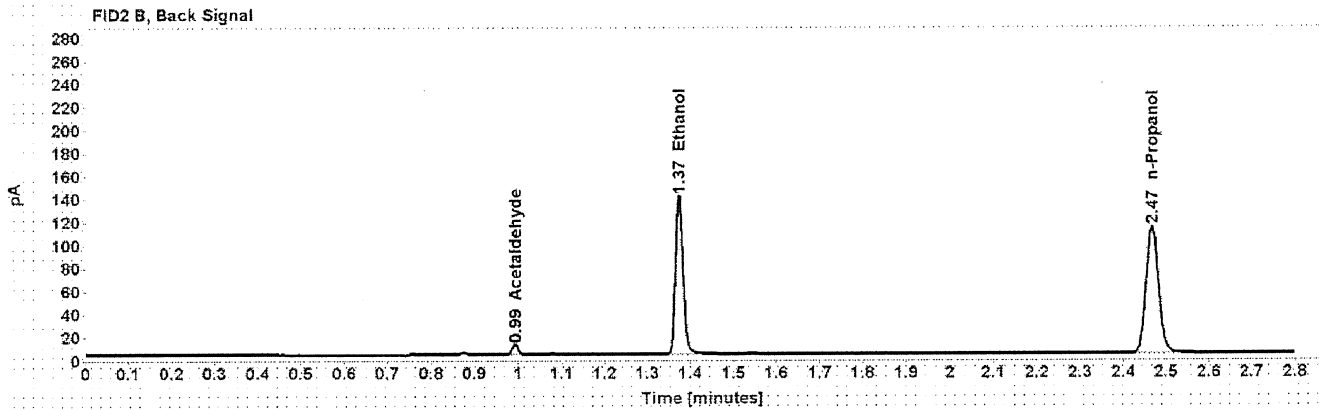
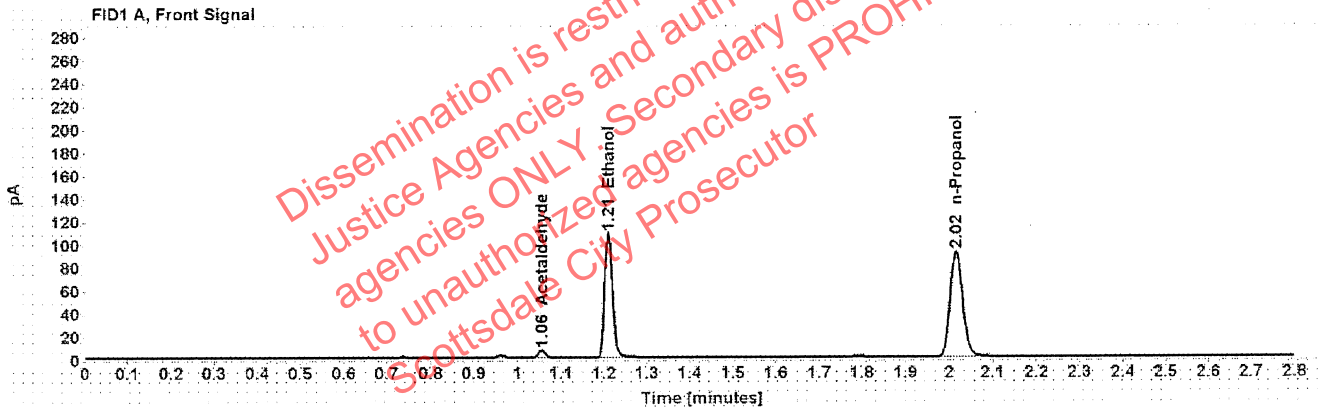


Table 1: FID 1 A (column DB-ALC1)

Compound	Amount (g/100mL)	Time (min)	Peak Area
Acetaldehyde	-----	1.056	6.387
>Ethanol	0.2051	1.210	137.098
n-Propanol	-----	2.016	182.019

Table 2: FID 2 B (column DB-ALC2)

Compound	Time (min)	Peak Area
Acetaldehyde	0.993	8.362
Ethanol	1.374	171.039
n-Propanol	2.467	225.123

[REDACTED]: Abbott, Lori - (18-Feb-2021)

Case: [REDACTED] User: LAbbott 2/18/2021

Scottsdale Police Department Crime Lab Volatiles Analysis

Sample:	33801RY	Vial:	18
Description:	[REDACTED]	LIMS ID:	[REDACTED]
Method:	ethanol quant.M	Sequence:	17Feb21
Instrument:	US14173023 CN14160045	Injection date:	2/17/2021 2:32:29 PM
Data file:	C:\Chem32\1\Data\17Feb21\18.D	Analyst:	Abbott

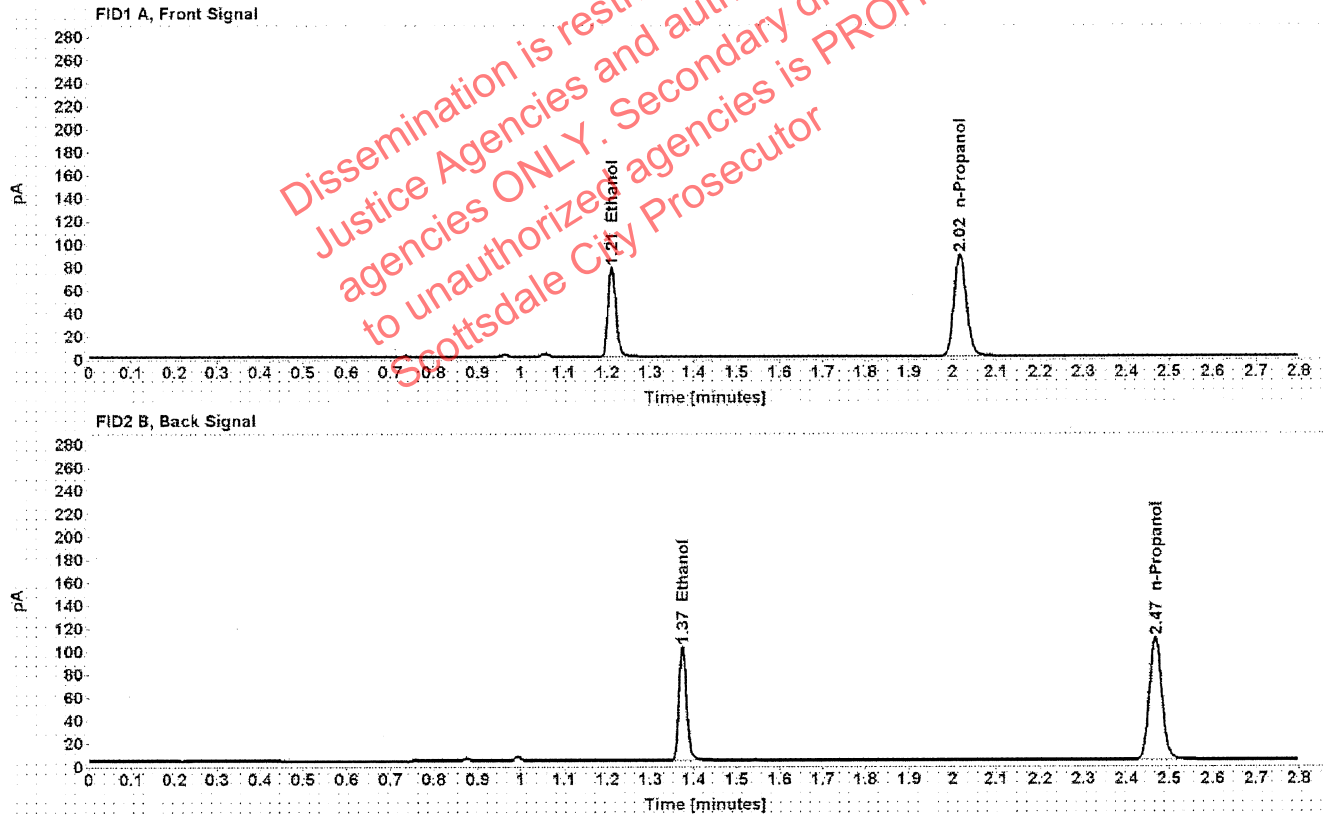


Table 1: FID 1 A (column DB-ALC1)

Compound	Amount (g/100mL)	Time (min)	Peak Area
>Ethanol	0.1537	1.210	98.884
n-Propanol	-----	2.017	175.630

Table 2: FID 2 B (column DB-ALC2)

Compound	Time (min)	Peak Area
Ethanol	1.374	122.789
n-Propanol	2.468	216.484

Scottsdale Police Department Crime Lab Volatiles Analysis

Sample:	33801RY	Vial:	19
Description:	[REDACTED]	LIMS ID:	[REDACTED]
Method:	ethanol quant.M	Sequence:	17Feb21
Instrument:	US14173023 CN14160045	Injection date:	2/17/2021 2:36:44 PM
Data file:	C:\Chem32\1\Data\17Feb21\19.D	Analyst:	Abbott

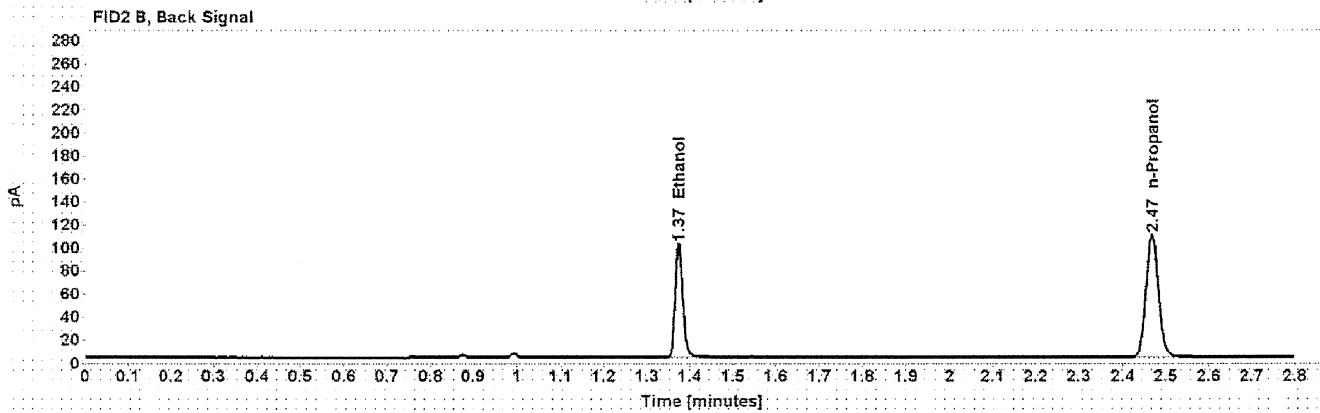
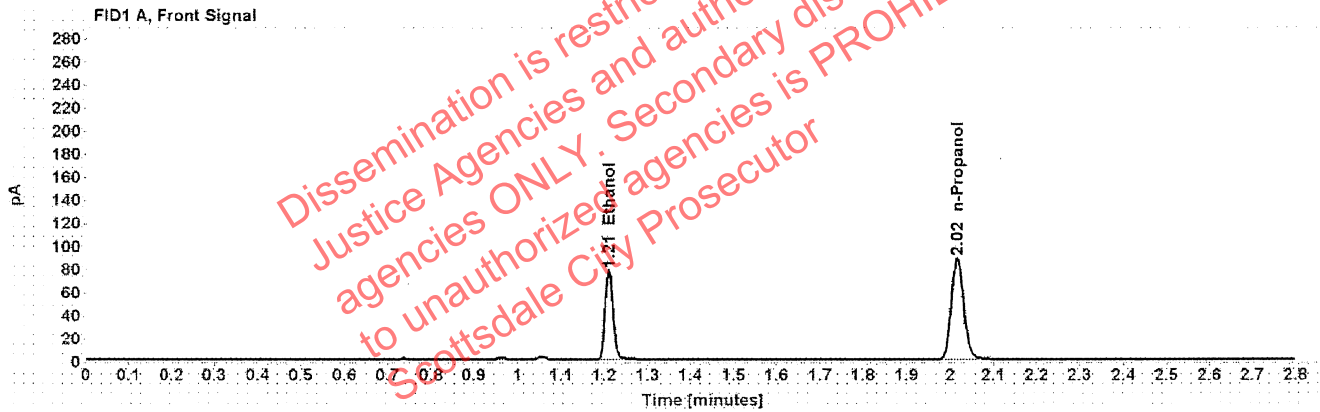


Table 1: FID 1 A (column DB-ALC1)

Compound	Amount (g/100mL)	Time (min)	Peak Area
>Ethanol	0.1539	1.210	98.838
n-Propanol	-----	2.017	175.374

Table 2: FID 2 B (column DB-ALC2)

Compound	Time (min)	Peak Area
Ethanol	1.374	122.642
n-Propanol	2.468	216.016

Scottsdale Police Department Crime Lab Volatiles Analysis

Sample:	33801TG	Vial:	21
Description:	[REDACTED]	LIMS ID:	[REDACTED]
Method:	ethanol quant.M	Sequence:	17Feb21
Instrument:	US14173023 CN14160045	Injection date:	2/17/2021 2:44:45 PM
Data file:	C:\Chem32\1\Data\17Feb21\21.D	Analyst:	Abbott

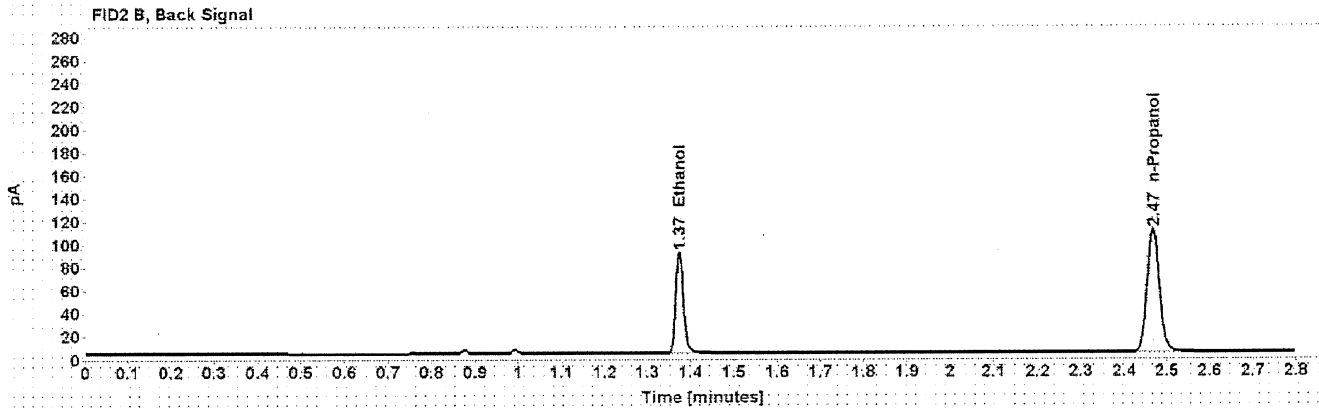
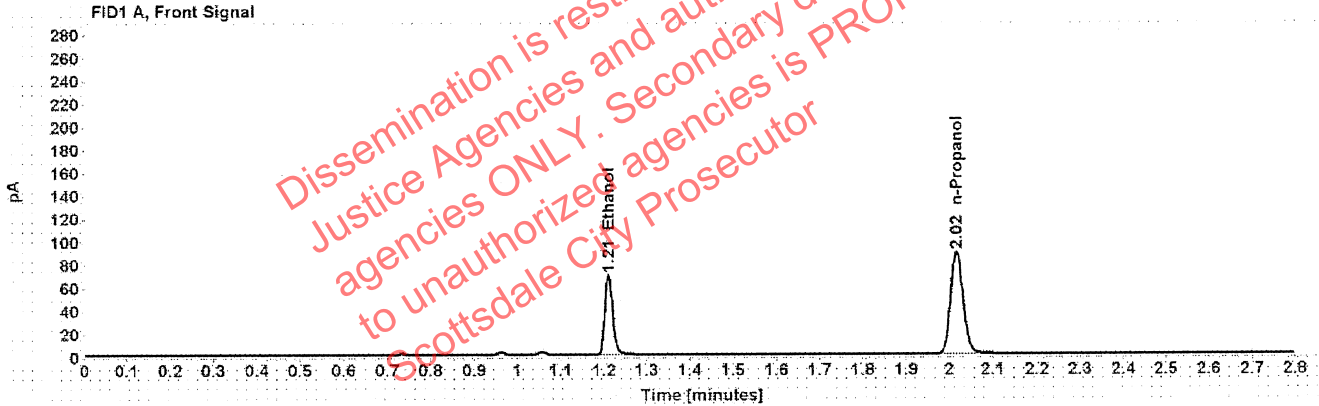


Table 1: FID 1 A (column DB-ALC1)

Compound	Amount (g/100mL)	Time (min)	Peak Area
>Ethanol	0.1365	1.210	88.062
n-Propanol	-----	2.017	176.409

Table 2: FID 2 B (column DB-ALC2)

Compound	Time (min)	Peak Area
Ethanol	1.374	109.226
n-Propanol	2.468	217.202

Scottsdale Police Department Crime Lab Volatiles Analysis

Sample:	33801TG	Vial:	22
Description:	[REDACTED]	LIMS ID:	[REDACTED]
Method:	ethanol quant.M	Sequence:	17Feb21
Instrument:	US14173023 CN14160045	Injection date:	2/17/2021 2:48:44 PM
Data file:	C:\Chem3211\Data\17Feb21\22.D	Analyst:	Abbott

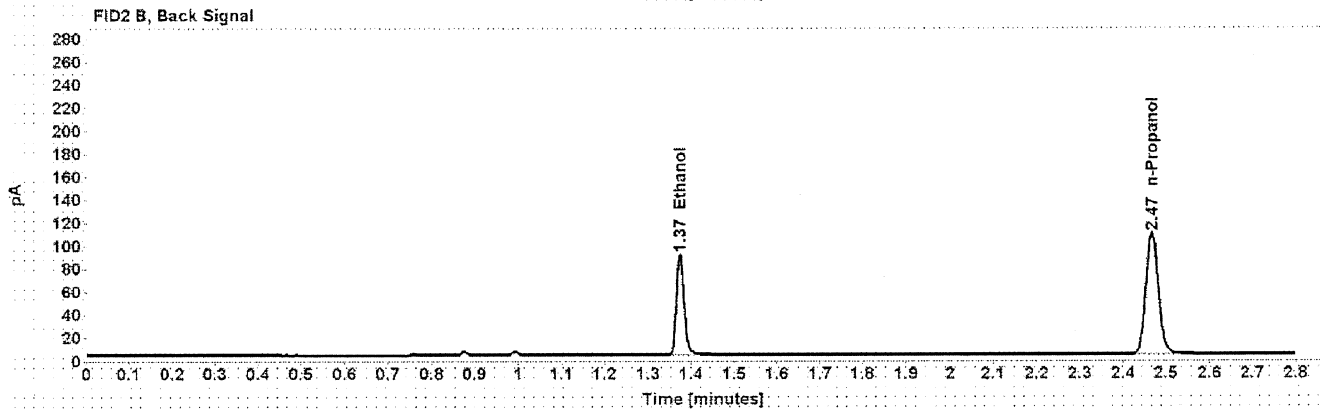
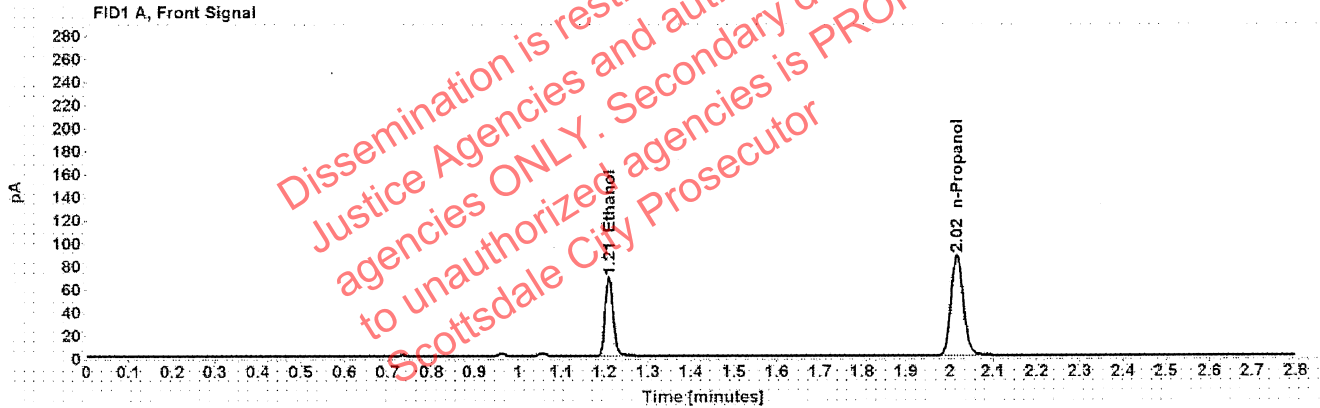


Table 1: FID 1 A (column DB-ALC1)

Compound	Amount (g/100mL)	Time (min)	Peak Area
>Ethanol	0.1369	1.210	87.165
n-Propanol	-----	2.017	174.033

Table 2: FID 2 B (column DB-ALC2)

Compound	Time (min)	Peak Area
Ethanol	1.374	108.205
n-Propanol	2.468	214.357

Scottsdale Police Department Crime Lab Volatiles Analysis

Sample:	38001BC	Vial:	23
Description:	[REDACTED]	LIMS ID:	[REDACTED]
Method:	ethanol quant.M	Sequence:	17Feb21
Instrument:	US14173023 CN14160045	Injection date:	2/17/2021 2:52:44 PM
Data file:	C:\Chem32\1\Data\17Feb21\23.D	Analyst:	Abbott

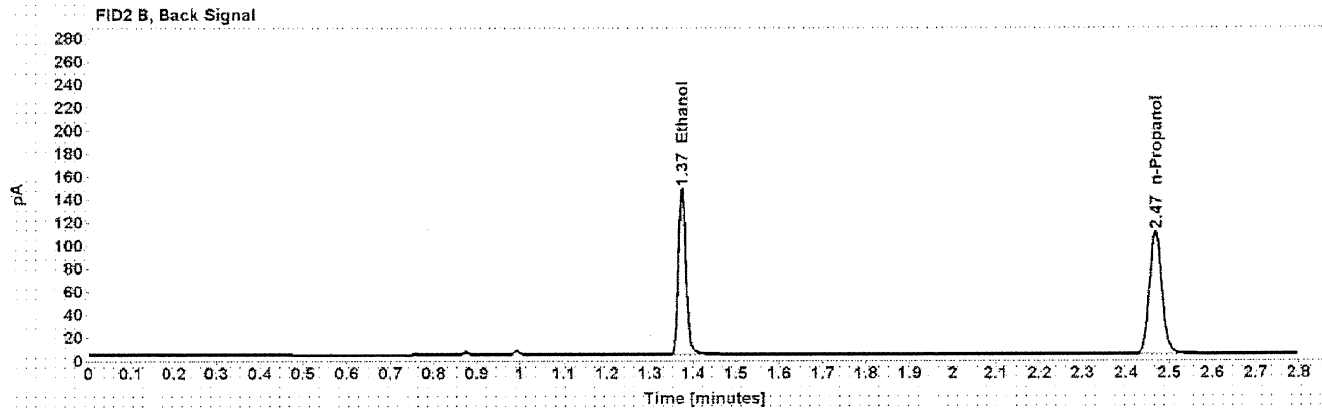
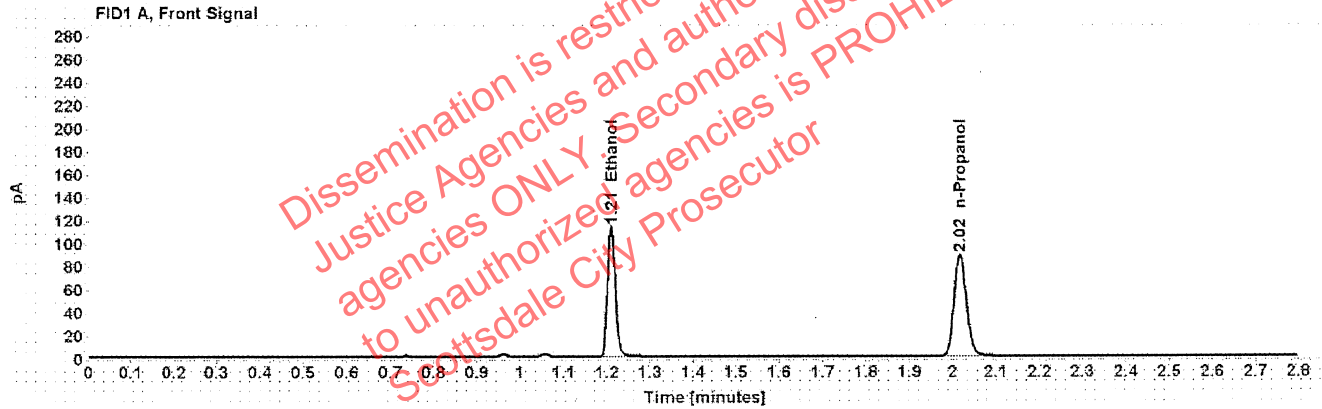


Table 1: FID 1 A (column DB-ALC1)

Compound	Amount (g/100mL)	Time (min)	Peak Area
>Ethanol	0.2228	1.210	143.526
n-Propanol	-----	2.017	175.259

Table 2: FID 2 B (column DB-ALC2)

Compound	Time (min)	Peak Area
Ethanol	1.374	178.789
n-Propanol	2.468	215.833

Scottsdale Police Department Crime Lab Volatiles Analysis

Sample:	38001BC	Vial:	24
Description:	[REDACTED]	LIMS ID:	[REDACTED]
Method:	ethanol quant.M	Sequence:	17Feb21
Instrument:	US14173023 CN14160045	Injection date:	2/17/2021 2:56:44 PM
Data file:	C:\Chem32\1\Data\17Feb21\24.D	Analyst:	Abbott

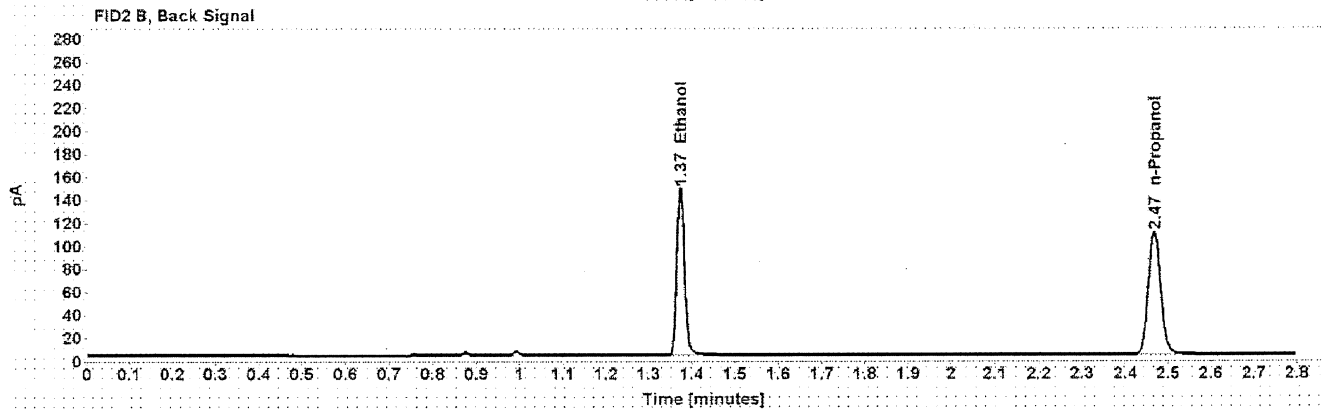
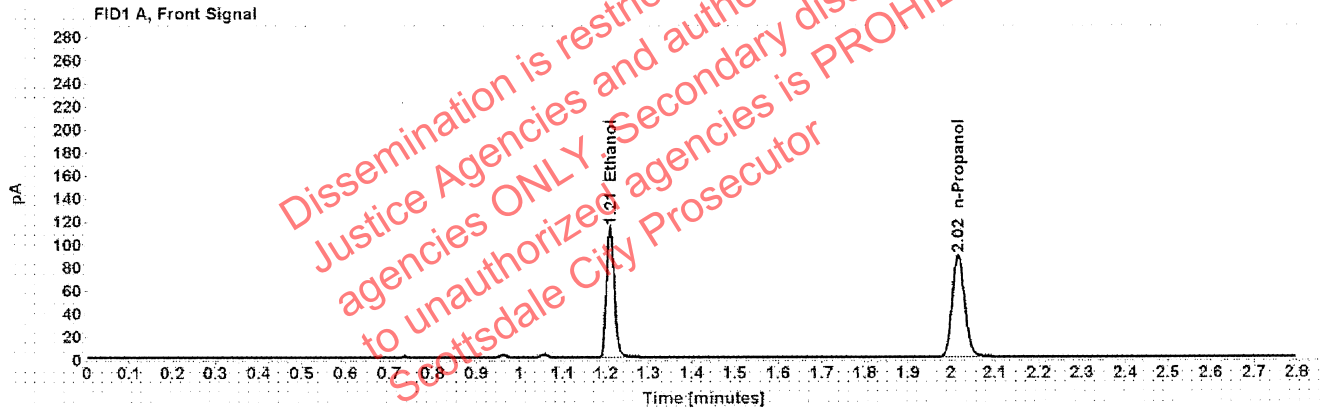


Table 1: FID 1 A (column DB-ALC1)

Compound	Amount (g/100mL)	Time (min)	Peak Area
>Ethanol	0.2234	1.210	144.186
n-Propanol	-----	2.017	175.600

Table 2: FID 2 B (column DB-ALC2)

Compound	Time (min)	Peak Area
Ethanol	1.374	179.699
n-Propanol	2.468	216.519

: Abbott, Lori - (18-Feb-2021)

Case: [REDACTED] User: LAbbott 2/18/2021

Scottsdale Police Department Crime Lab Volatiles Analysis

Sample:	34001DJ	Vial:	25
Description:	[REDACTED]	LIMS ID:	[REDACTED]
Method:	ethanol quant.M	Sequence:	17Feb21
Instrument:	US14173023 CN14160045	Injection date:	2/17/2021 3:00:59 PM
Data file:	C:\Chem32\1\Data\17Feb21\25.D	Analyst:	Abbott

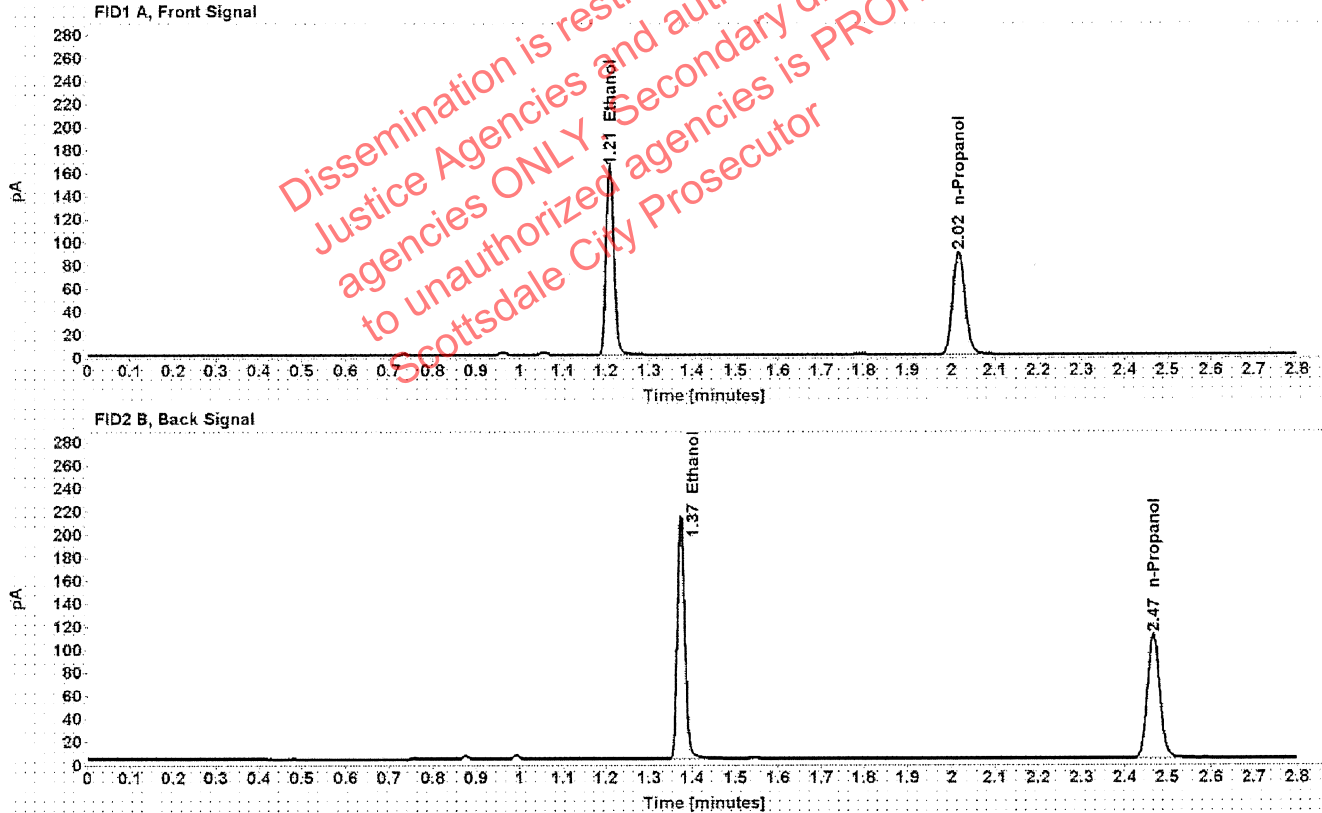


Table 1: FID 1 A (column DB-ALC1)

Compound	Amount (g/100mL)	Time (min)	Peak Area
>Ethanol	0.3186	1.210	208.122
n-Propanol	-----	2.016	177.361

Table 2: FID 2 B (column DB-ALC2)

Compound	Time (min)	Peak Area
Ethanol	1.374	259.618
n-Propanol	2.467	218.057

Scottsdale Police Department Crime Lab Volatiles Analysis

Sample:	34001DJ	Vial:	26
Description:	[REDACTED]	LIMS ID:	[REDACTED]
Method:	ethanol quant.M	Sequence:	17Feb21
Instrument:	US14173023 CN14160045	Injection date:	2/17/2021 3:05:00 PM
Data file:	C:\Chem32\1\Data\17Feb21\26.D	Analyst:	Abbott

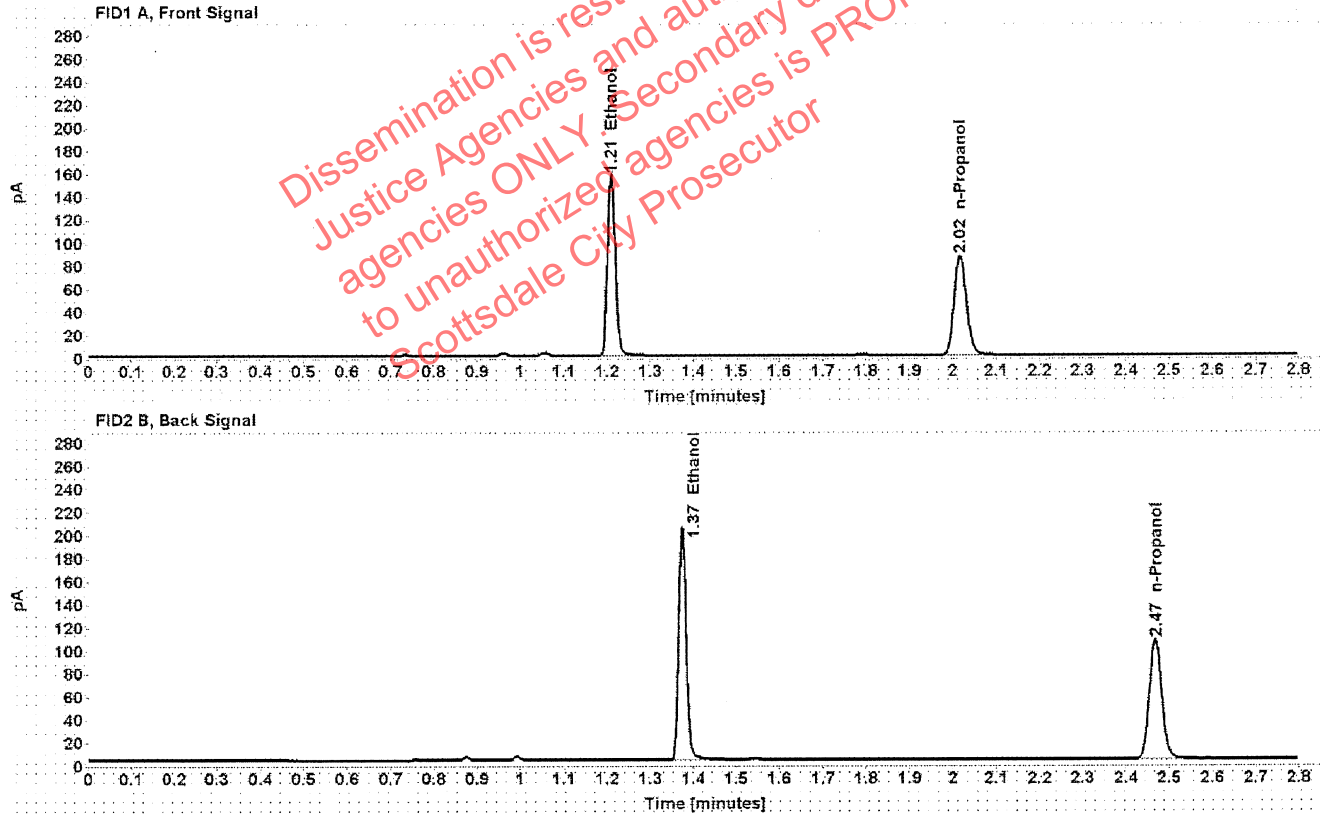


Table 1: FID 1 A (column DB-ALC1)

Compound	Amount (g/100mL)	Time (min)	Peak Area
>Ethanol	0.3150	1.210	199.761
n-Propanol	-----	2.017	172.185

Table 2: FID 2 B (column DB-ALC2)

Compound	Time (min)	Peak Area
Ethanol	1.374	249.194
n-Propanol	2.468	211.679

Scottsdale Police Department Crime Lab Volatiles Analysis

Sample:	20001RH	Vial:	27
Description:	[REDACTED]	LIMS ID:	[REDACTED]
Method:	ethanol quant.M	Sequence:	17Feb21
Instrument:	US14173023 CN14160045	Injection date:	2/17/2021 3:09:00 PM
Data file:	C:\Chem32\1\Data\17Feb21\27.D	Analyst:	Abbott

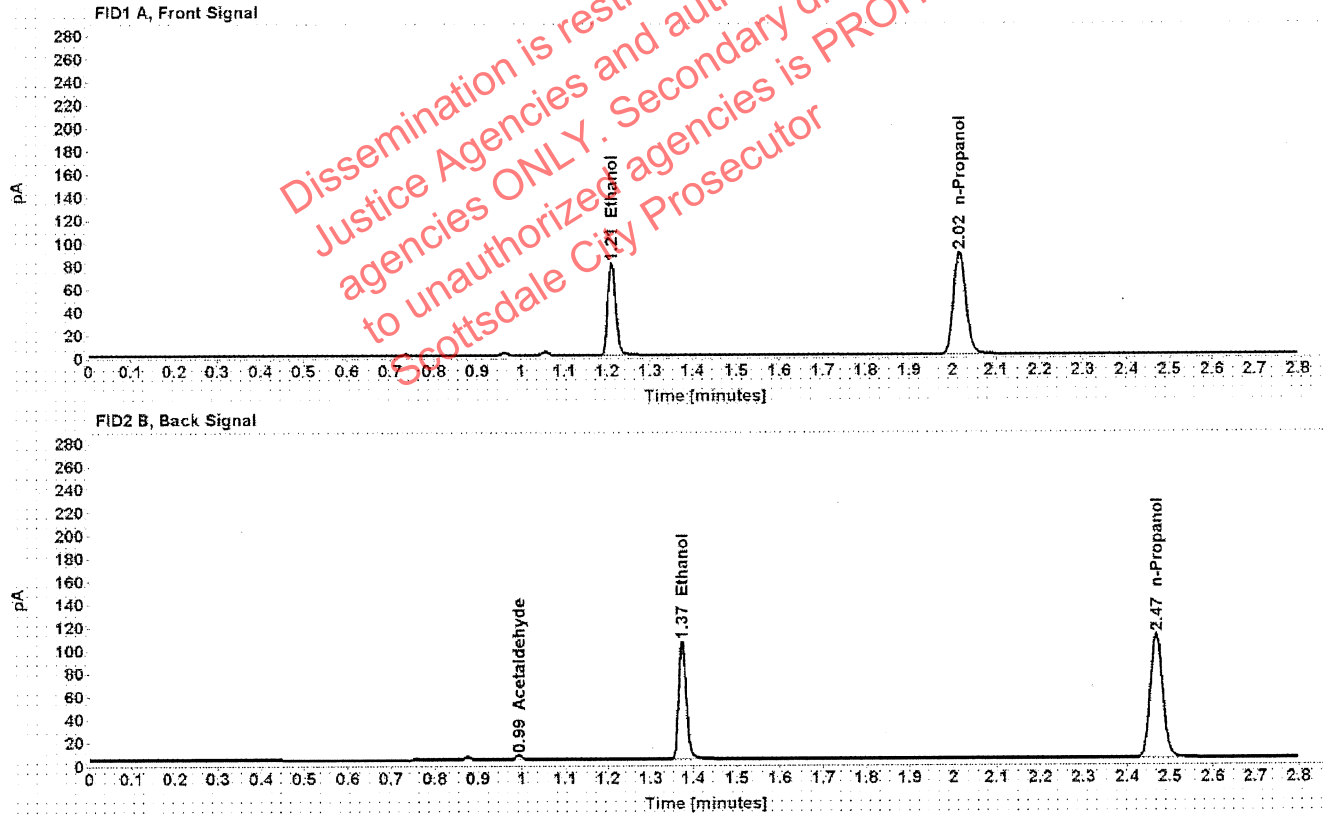


Table 1: FID 1 A (column DB-ALC1)

Compound	Amount (g/100mL)	Time (min)	Peak Area
>Ethanol	0.1575	1.210	102.335
n-Propanol	-----	2.017	177.318

Table 2: FID 2 B (column DB-ALC2)

Compound	Time (min)	Peak Area
Acetaldehyde	0.993	4.045
Ethanol	1.374	127.030
n-Propanol	2.468	218.250

Scottsdale Police Department Crime Lab Volatiles Analysis

Sample:	20001RH	Vial:	28
Description:		LIMS ID:	
Method:	ethanol quant.M	Sequence:	17Feb21
Instrument:	US14173023 CN14160045	Injection date:	2/17/2021 3:13:00 PM
Data file:	C:\Chem32\1\Data\17Feb21\28.D	Analyst:	Abbott

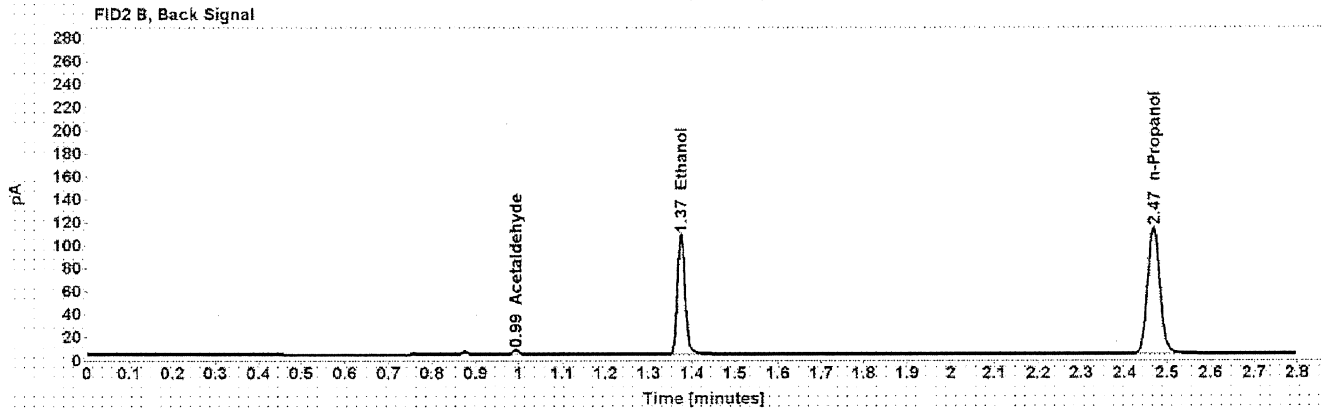
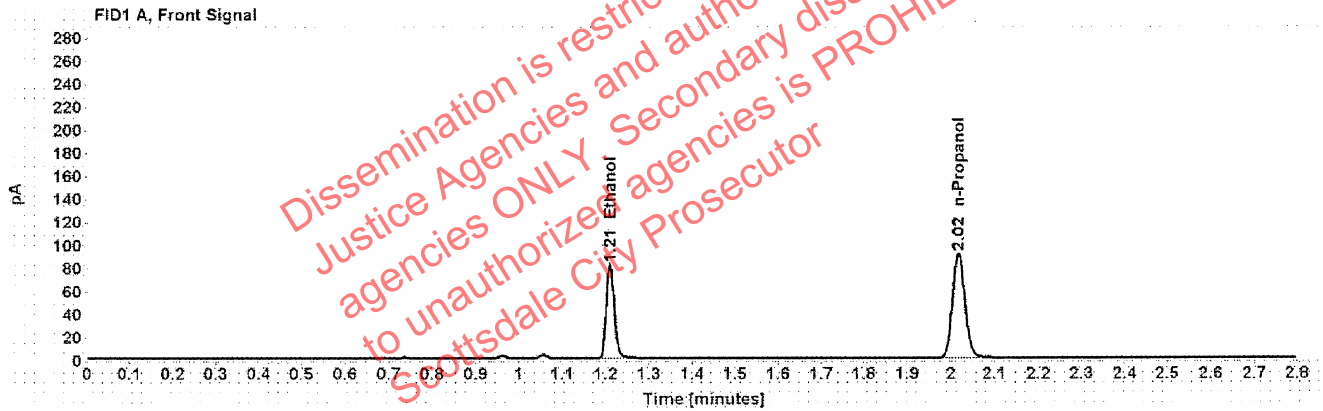


Table 1: FID 1 A (column DB-ALC1)

Compound	Amount (g/100mL)	Time (min)	Peak Area
>Ethanol	0.1570	1.210	104.236
n-Propanol	-----	2.017	181.258

Table 2: FID 2 B (column DB-ALC2)

Compound	Time (min)	Peak Area
Acetaldehyde	0.993	4.022
Ethanol	1.374	129.485
n-Propanol	2.468	223.009

Scottsdale Police Department Crime Lab Volatiles Analysis

Sample:	37901JE	Vial:	29
Description:	[REDACTED]	LIMS ID:	[REDACTED]
Method:	ethanol quant.M	Sequence:	17Feb21
Instrument:	US14173023 CN14160045	Injection date:	2/17/2021 3:16:59 PM
Data file:	C:\Chem32\1\Data\17Feb21\29.D	Analyst:	Abbott

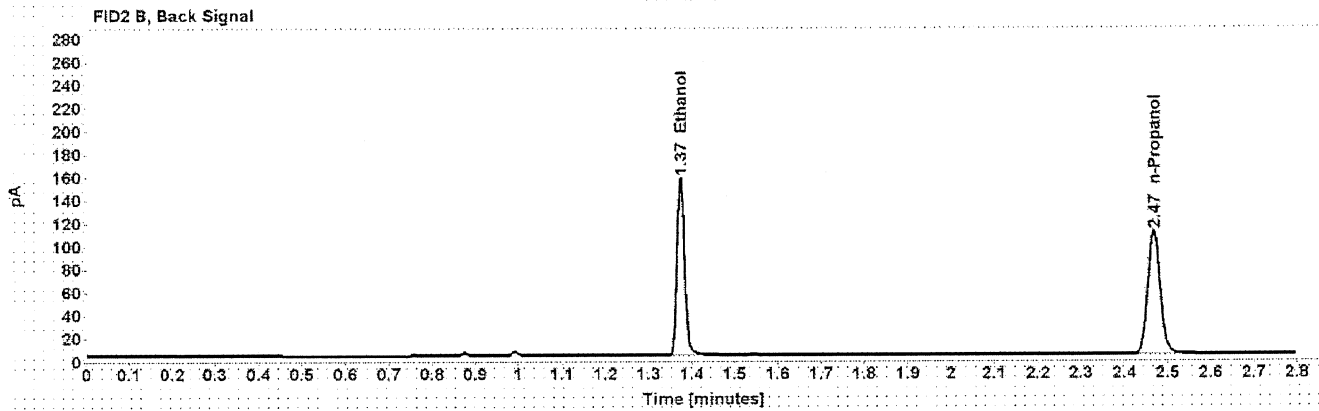
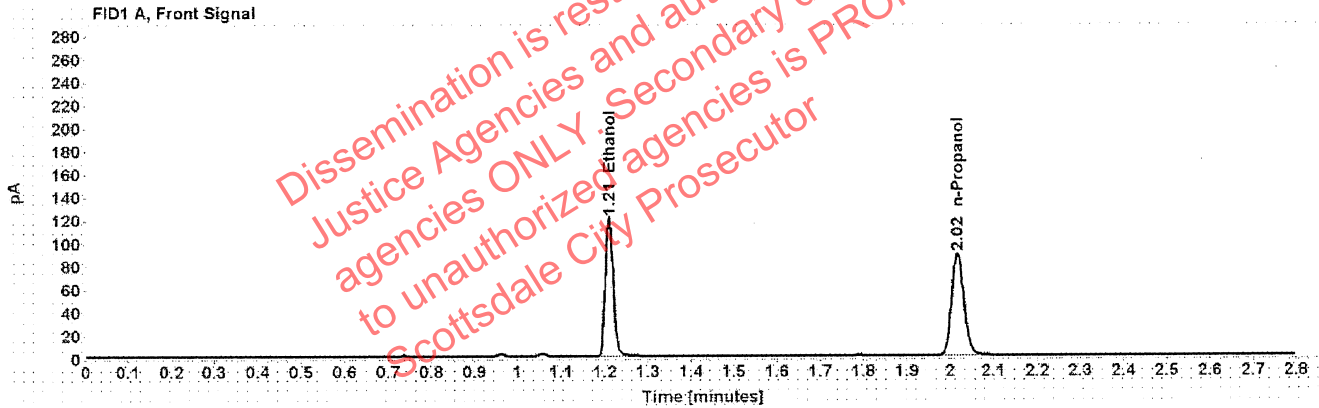


Table 1: FID 1 A (column DB-ALC1)

Compound	Amount (g/100mL)	Time (min)	Peak Area
>Ethanol	0.2362	1.210	153.037
n-Propanol	-----	2.017	176.230

Table 2: FID 2 B (column DB-ALC2)

Compound	Time (min)	Peak Area
Ethanol	1.374	190.745
n-Propanol	2.468	217.167

Scottsdale Police Department Crime Lab Volatiles Analysis

Sample:	37901JE	Vial:	30
Description:	[REDACTED]	LIMS ID:	[REDACTED]
Method:	ethanol quant.M	Sequence:	17Feb21
Instrument:	US14173023 CN14160045	Injection date:	2/17/2021 3:20:59 PM
Data file:	C:\Chem32\1\Data\17Feb21\30.D	Analyst:	Abbott

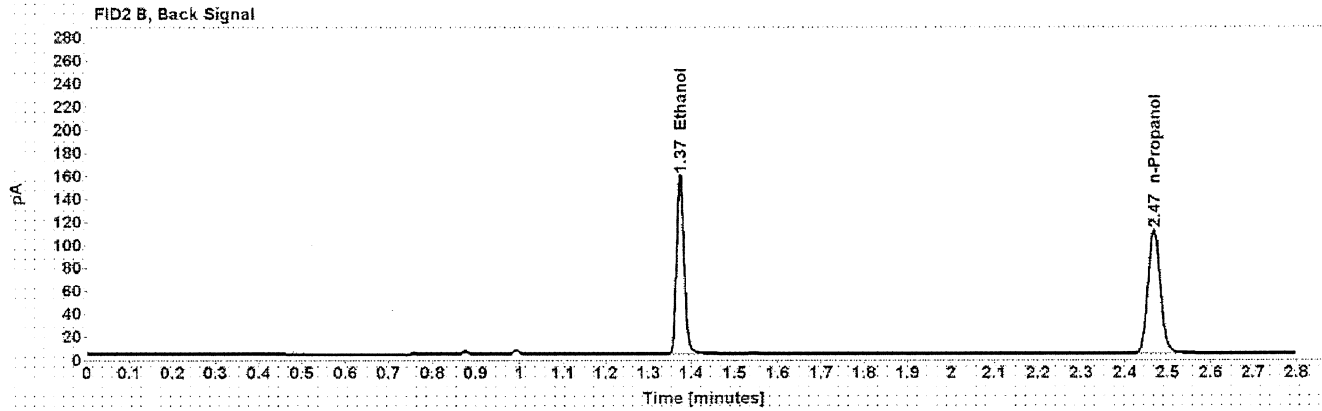
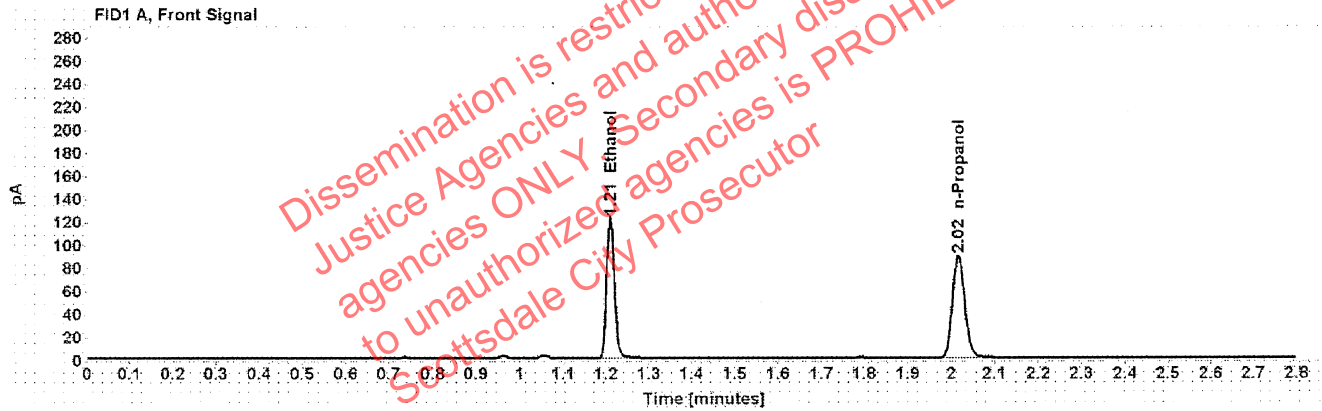


Table 1: FID 1 A (column DB-ALC1)

Compound	Amount (g/100mL)	Time (min)	Peak Area
>Ethanol	0.2374	1.210	154.662
n-Propanol	-----	2.017	177.214

Table 2: FID 2 B (column DB-ALC2)

Compound	Time (min)	Peak Area
Ethanol	1.374	192.770
n-Propanol	2.468	218.295

Scottsdale Police Department Crime Lab Volatiles Analysis

Sample:	33801JM	Vial:	32
Description:	[REDACTED]	LIMS ID:	[REDACTED]
Method:	ethanol quant.M	Sequence:	17Feb21
Instrument:	US14173023 CN14160045	Injection date:	2/17/2021 3:29:14 PM
Data file:	C:\Chem32\1\Data\17Feb21\32.D	Analyst:	Abbott

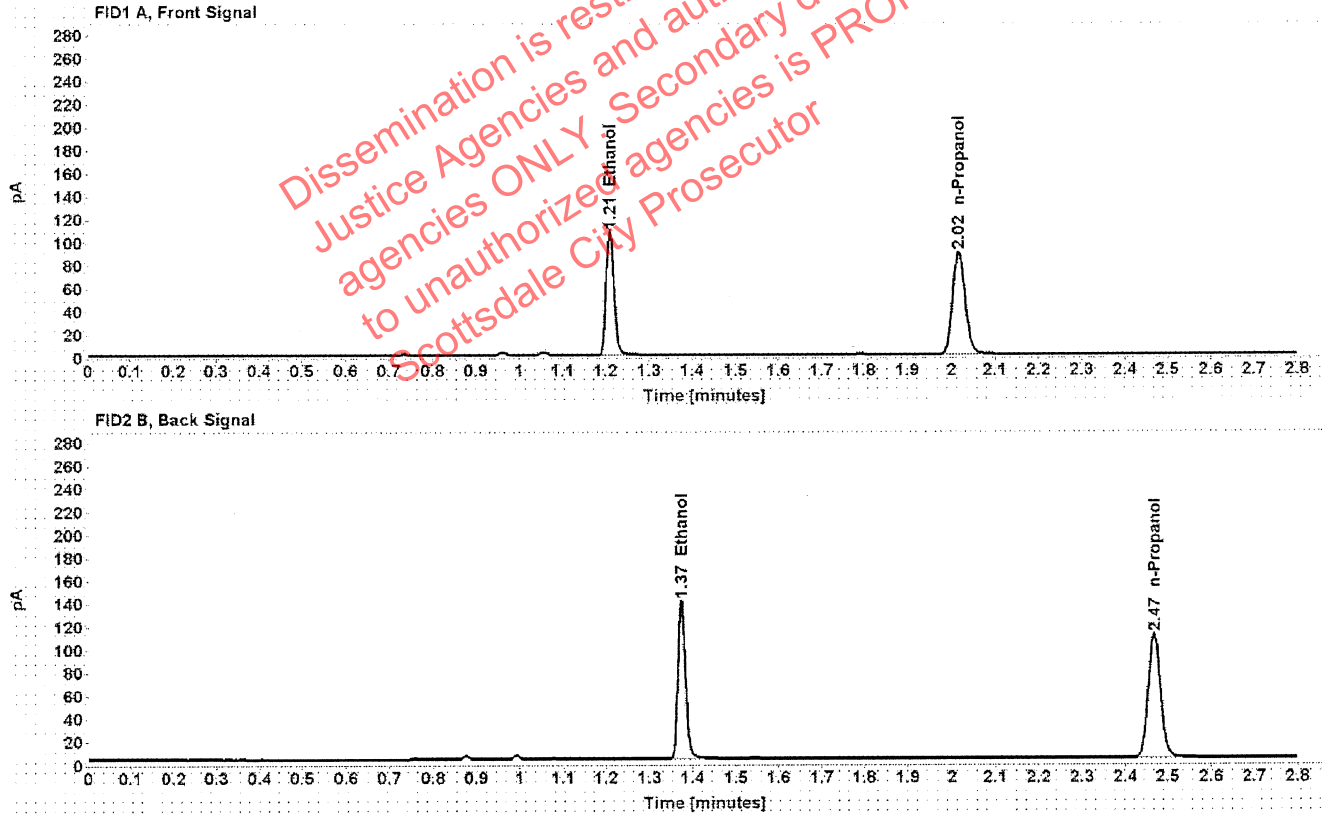


Table 1: FID 1 A (column DB-ALC1)

Compound	Amount (g/100mL)	Time (min)	Peak Area
>Ethanol	0.2104	1.210	137.079
n-Propanol	-----	2.017	177.400

Table 2: FID 2 B (column DB-ALC2)

Compound	Time (min)	Peak Area
Ethanol	1.374	170.380
n-Propanol	2.468	218.295

Scottsdale Police Department Crime Lab Volatiles Analysis

Sample:	33801JM	Vial:	33
Description:	[REDACTED]	LIMS ID:	[REDACTED]
Method:	ethanol quant.M	Sequence:	17Feb21
Instrument:	US14173023 CN14160045	Injection date:	2/17/2021 3:33:14 PM
Data file:	C:\Chem32\1\Data\17Feb21\33.D	Analyst:	Abbott

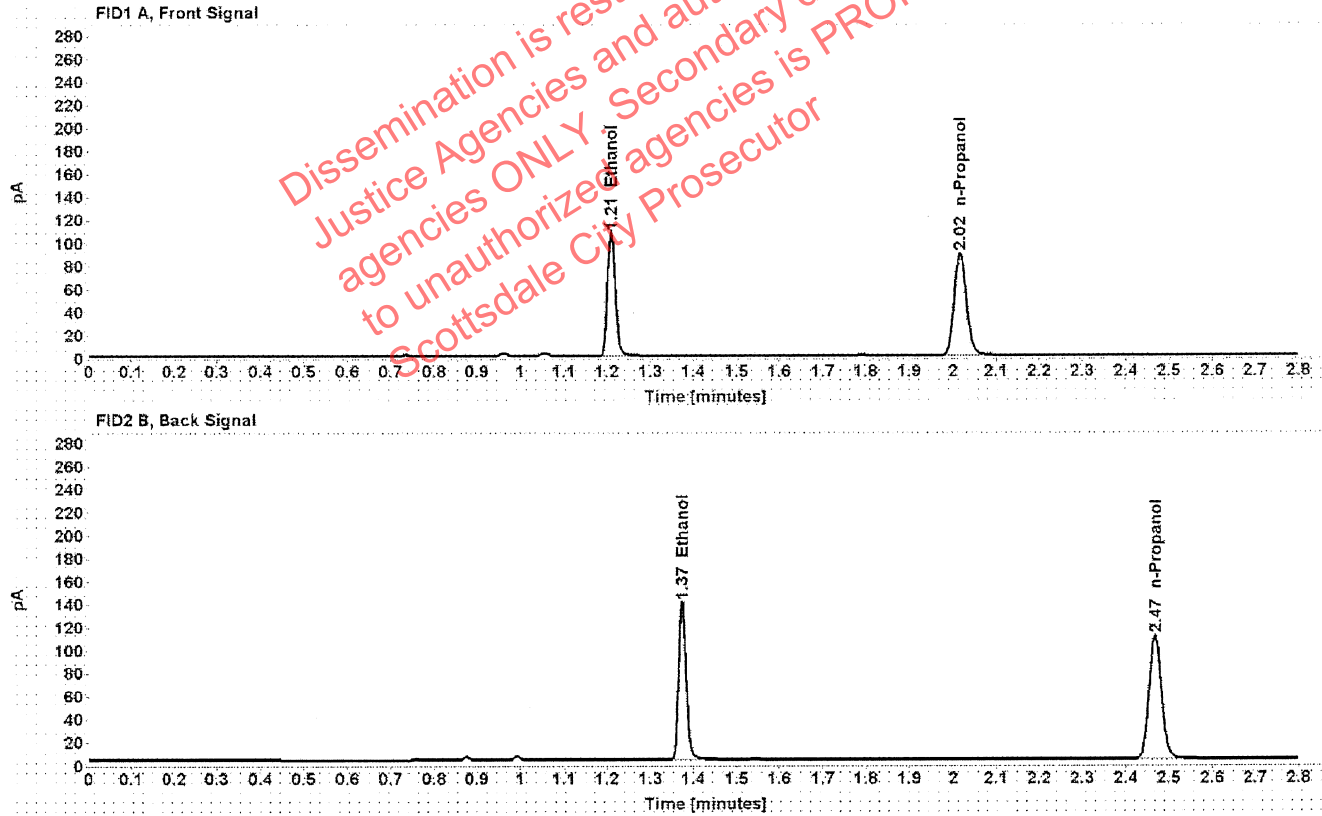


Table 1: FID 1 A (column DB-ALC1)

Compound	Amount (g/100mL)	Time (min)	Peak Area
>Ethanol	0.2099	1.210	136.467
n-Propanol	-----	2.017	176.979

Table 2: FID 2 B (column DB-ALC2)

Compound	Time (min)	Peak Area
Ethanol	1.374	170.154
n-Propanol	2.468	217.741

Scottsdale Police Department Crime Lab Volatiles Analysis

Sample:	33801TM	Vial:	34
Description:	[REDACTED]	LIMS ID:	[REDACTED]
Method:	ethanol quant.M	Sequence:	17Feb21
Instrument:	US14173023 CN14160045	Injection date:	2/17/2021 3:37:15 PM
Data file:	C:\Chem32\1\Data\17Feb21\34.D	Analyst:	Abbott

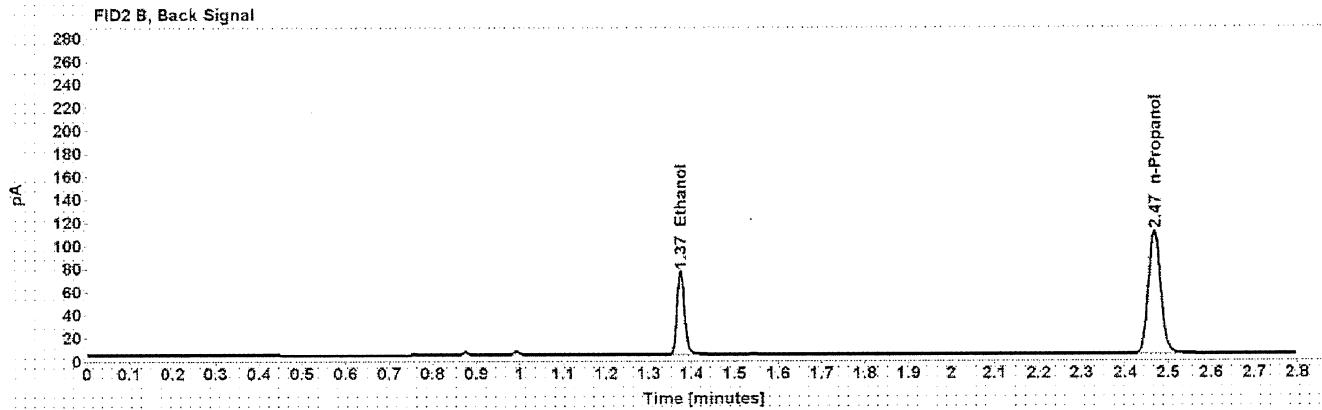
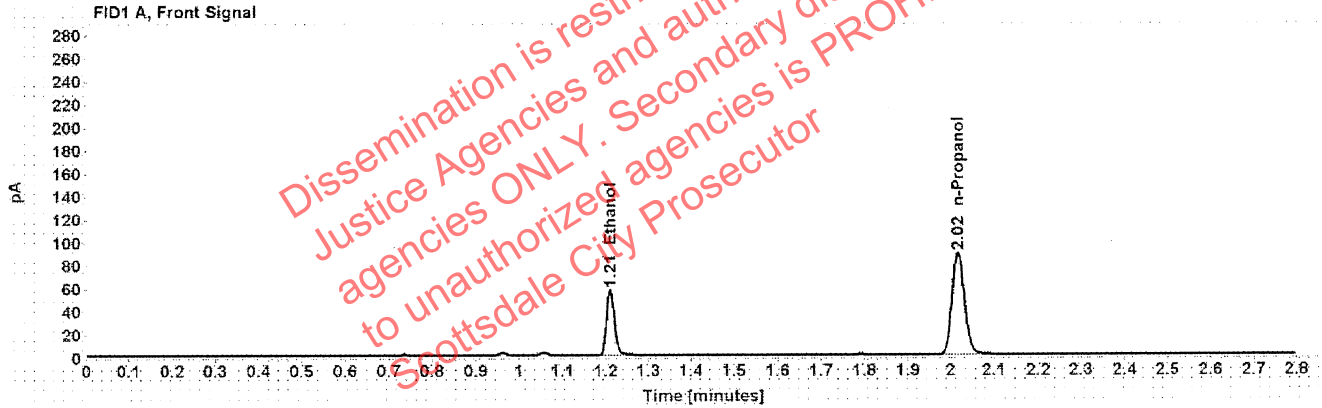


Table 1: FID 1 A (column DB-ALC1)

Compound	Amount (g/100mL)	Time (min)	Peak Area
>Ethanol	0.1132	1.211	72.548
n-Propanol	-----	2.016	175.568

Table 2: FID 2 B (column DB-ALC2)

Compound	Time (min)	Peak Area
Ethanol	1.375	89.684
n-Propanol	2.468	215.978

Scottsdale Police Department Crime Lab Volatiles Analysis

Sample:	33801TM	Vial:	35
Description:	[REDACTED]	LIMS ID:	[REDACTED]
Method:	ethanol quant.M	Sequence:	17Feb21
Instrument:	US14173023 CN14160045	Injection date:	2/17/2021 3:41:15 PM
Data file:	C:\Chem32\1\Data\17Feb21\35.D	Analyst:	Abbott

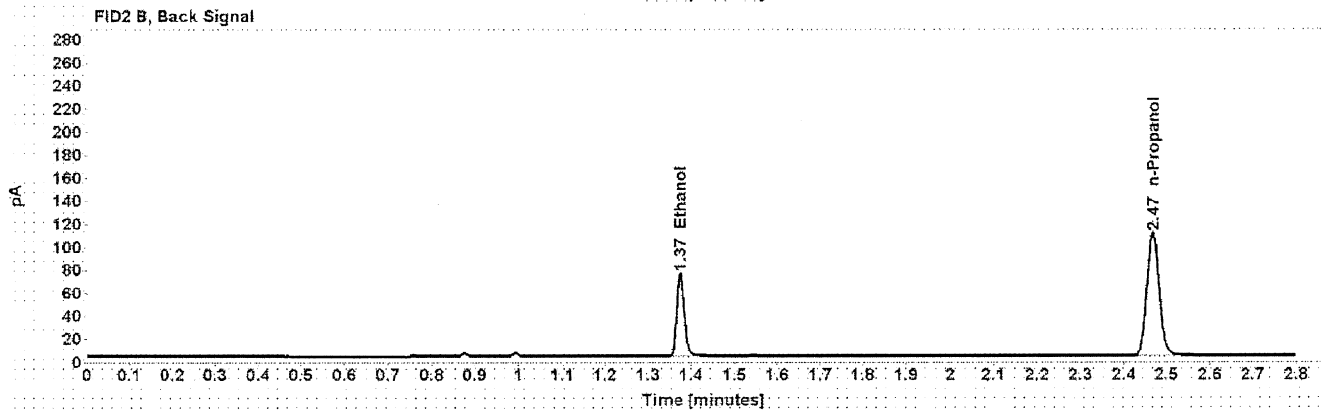
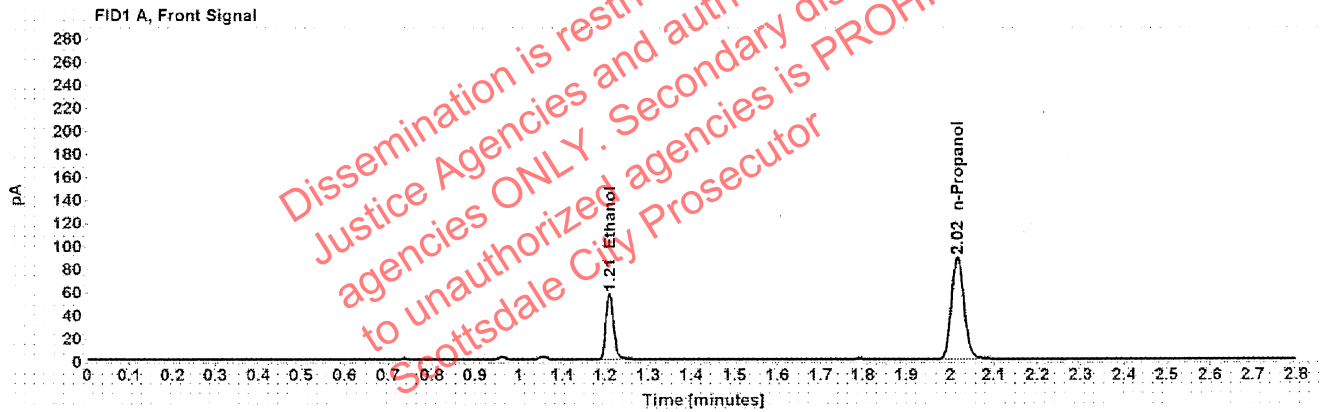


Table 1: FID 1 A (column DB-ALC1)

Compound	Amount (g/100mL)	Time (min)	Peak Area
>Ethanol	0.1128	1.211	72.528
n-Propanol	-----	2.017	176.266

Table 2: FID 2 B (column DB-ALC2)

Compound	Time (min)	Peak Area
Ethanol	1.375	89.785
n-Propanol	2.468	216.620

Scottsdale Police Department Crime Lab Volatiles Analysis

Sample:	32701KC	Vial:	36
Description:	[REDACTED]	LIMS ID:	[REDACTED]
Method:	ethanol quant.M	Sequence:	17Feb21
Instrument:	US14173023 CN14160045	Injection date:	2/17/2021 3:45:14 PM
Data file:	C:\Chem32\1\Data\17Feb21\36.D	Analyst:	Abbott

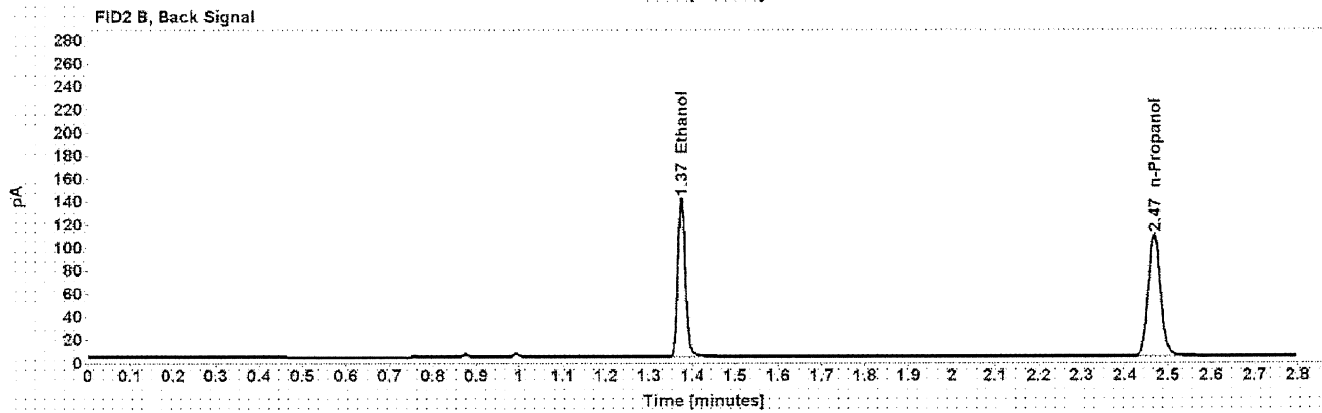
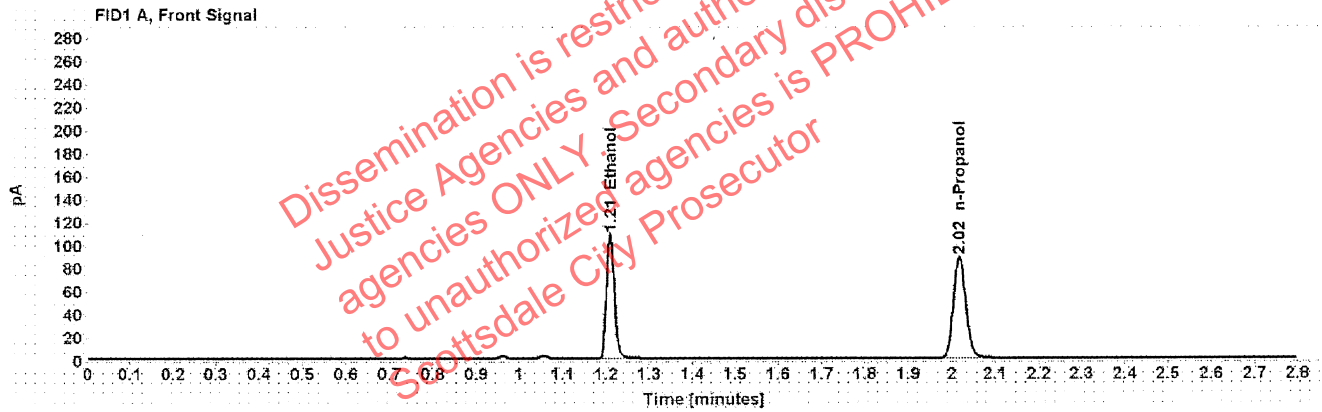


Table 1: FID 1 A (column DB-ALC1)

Compound	Amount (g/100mL)	Time (min)	Peak Area
>Ethanol	0.2135	1.210	136.927
n-Propanol	-----	2.017	174.613

Table 2: FID 2 B (column DB-ALC2)

Compound	Time (min)	Peak Area
Ethanol	1.374	170.615
n-Propanol	2.468	214.343

Scottsdale Police Department Crime Lab Volatiles Analysis

Sample:	32701KC	Vial:	37
Description:		LIMS ID:	
Method:	ethanol quant.M	Sequence:	17Feb21
Instrument:	US14173023 CN14160045	Injection date:	2/17/2021 3:49:29 PM
Data file:	C:\Chem32\1\Data\17Feb21\37.D	Analyst:	Abbott

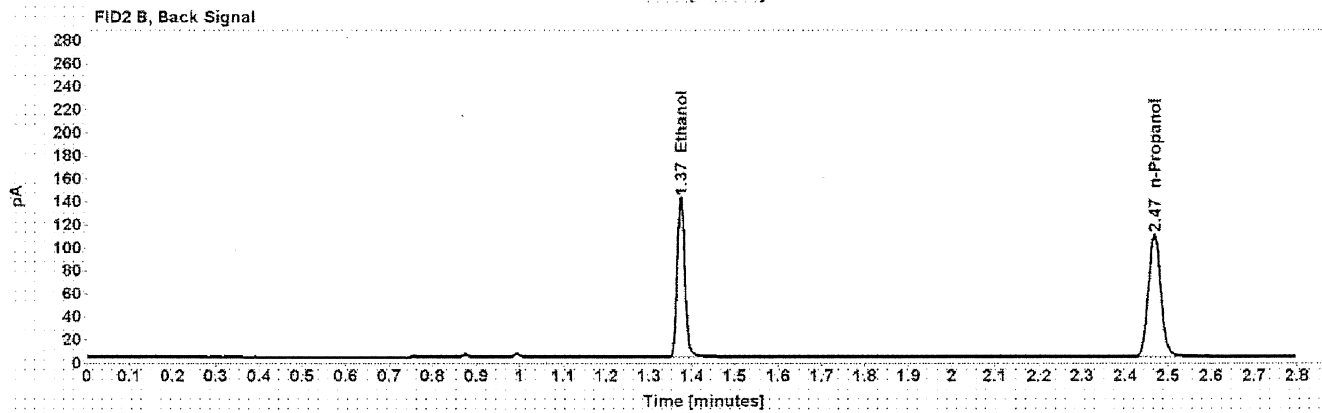
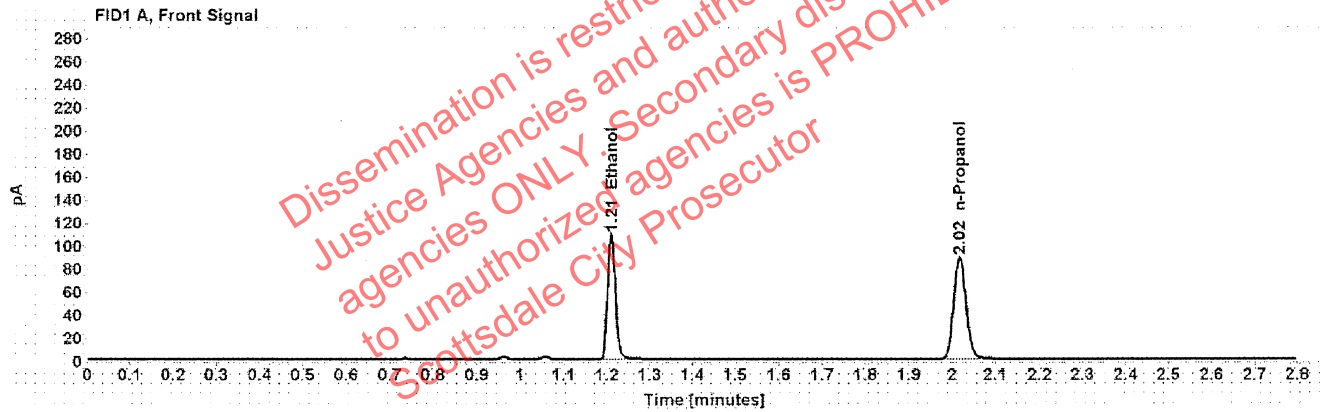


Table 1: FID 1 A (column DB-ALC1)

Compound	Amount (g/100mL)	Time (min)	Peak Area
>Ethanol	0.2142	1.210	138.461
n-Propanol	-----	2.017	175.943

Table 2: FID 2 B (column DB-ALC2)

Compound	Time (min)	Peak Area
Ethanol	1.374	172.215
n-Propanol	2.468	215.987

: Abbott, Lori - (18-Feb-2021)

Case: [REDACTED] User: LAbbott 2/18/2021

Scottsdale Police Department Crime Lab Volatiles Analysis

Sample:	34001JF	Vial:	38
Description:	[REDACTED]	LIMS ID:	[REDACTED]
Method:	ethanol quant.M	Sequence:	17Feb21
Instrument:	US14173023 CN14160045	Injection date:	2/17/2021 3:53:30 PM
Data file:	C:\Chem32\1\Data\17Feb21\38.D	Analyst:	Abbott

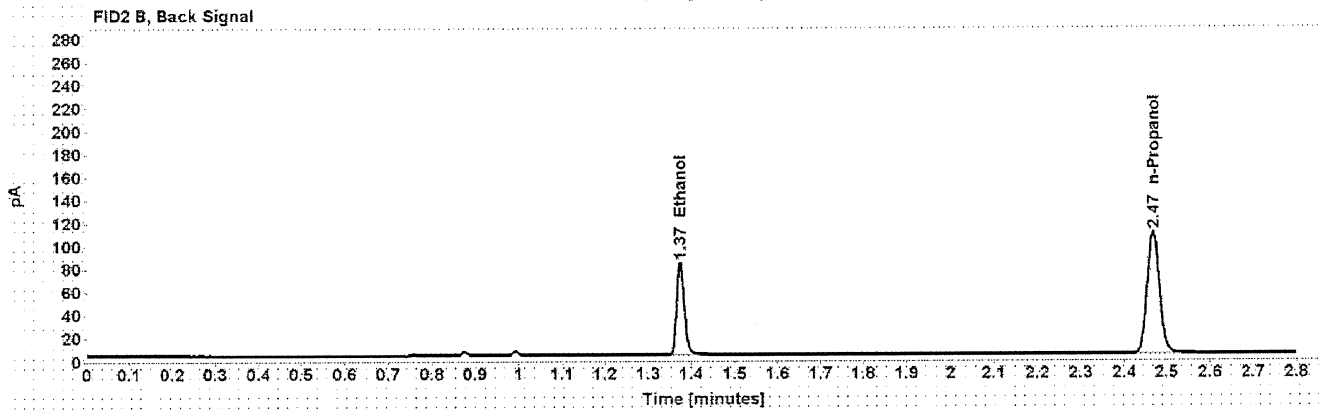
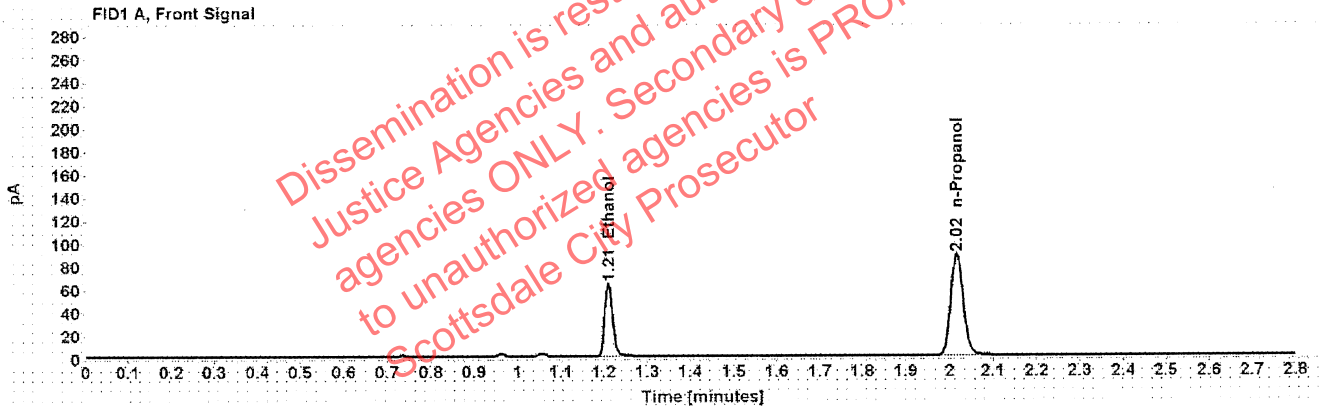


Table 1: FID 1 A (column DB-ALC1)

Compound	Amount (g/100mL)	Time (min)	Peak Area
>Ethanol	0.1260	1.211	80.841
n-Propanol	-----	2.017	175.536

Table 2: FID 2 B (column DB-ALC2)

Compound	Time (min)	Peak Area
Ethanol	1.375	100.131
n-Propanol	2.468	215.837

Scottsdale Police Department Crime Lab Volatiles Analysis

Sample:	34001JF	Vial:	39
Description:		LIMS ID:	
Method:	ethanol quant.M	Sequence:	17Feb21
Instrument:	US14173023 CN14160045	Injection date:	2/17/2021 3:57:30 PM
Data file:	C:\Chem32\1\Data\17Feb21\39.D	Analyst:	Abbott

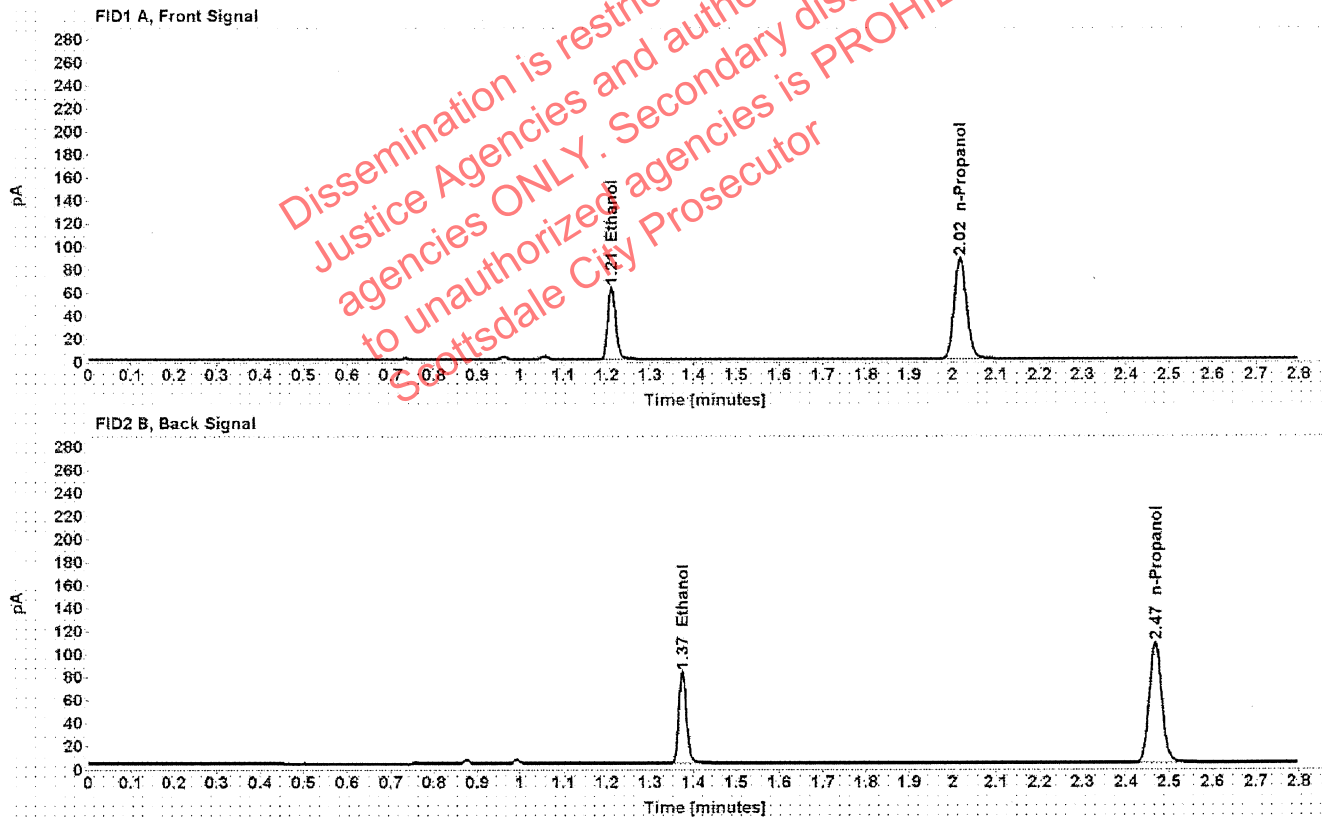


Table 1: FID 1 A (column DB-ALC1)

Compound	Amount (g/100mL)	Time (min)	Peak Area
>Ethanol	0.1261	1.211	79.934
n-Propanol	-----	2.017	173.456

Table 2: FID 2 B (column DB-ALC2)

Compound	Time (min)	Peak Area
Ethanol	1.375	98.805
n-Propanol	2.468	213.138

Scottsdale Police Department Crime Lab Volatiles Analysis

Sample:	32701LC	Vial:	40
Description:	[REDACTED]	LIMS ID:	[REDACTED]
Method:	ethanol quant.M	Sequence:	17Feb21
Instrument:	US14173023 CN14160045	Injection date:	2/17/2021 4:01:29 PM
Data file:	C:\Chem32\1\Data\17Feb21\40.D	Analyst:	Abbott

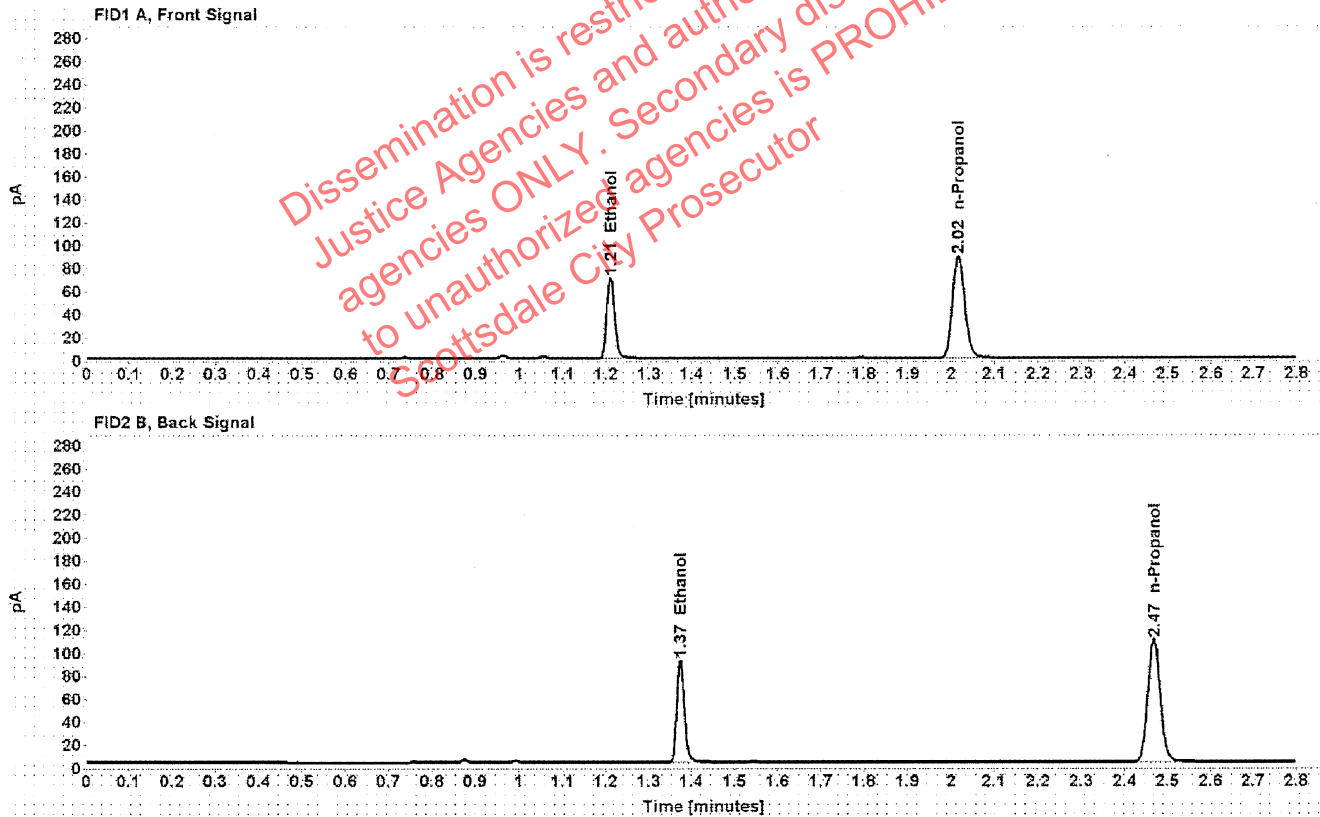


Table 1: FID 1 A (column DB-ALC1)

Compound	Amount (g/100mL)	Time (min)	Peak Area
>Ethanol	0.1386	1.210	89.399
n-Propanol	-----	2.017	176.346

Table 2: FID 2 B (column DB-ALC2)

Compound	Time (min)	Peak Area
Ethanol	1.375	110.966
n-Propanol	2.468	217.169

Scottsdale Police Department Crime Lab Volatiles Analysis

Sample:	32701LC	Vial:	41
Description:	[REDACTED]	LIMS ID:	[REDACTED]
Method:	ethanol quant.M	Sequence:	17Feb21
Instrument:	US14173023 CN14160045	Injection date:	2/17/2021 4:05:29 PM
Data file:	C:\Chem3211\Data\17Feb21\41.D	Analyst:	Abbott

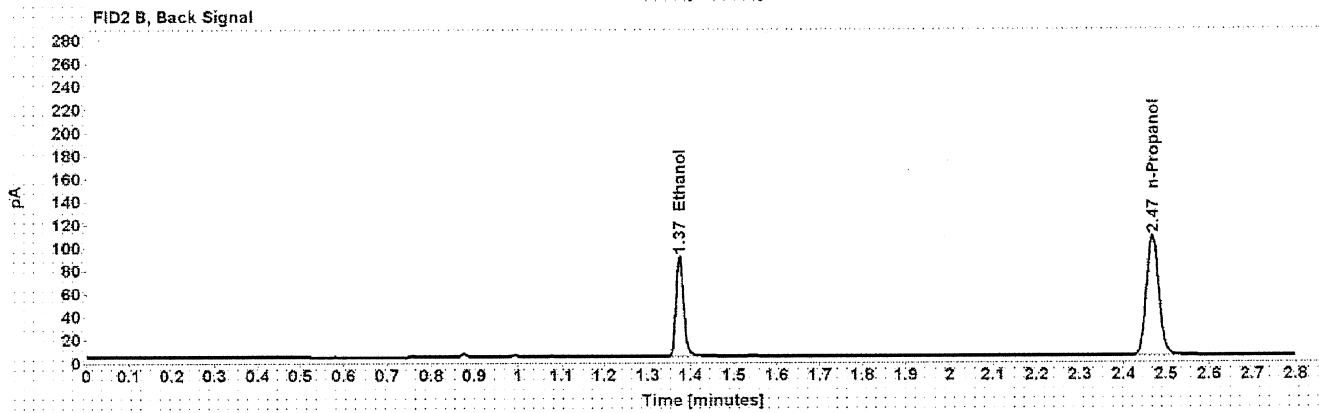
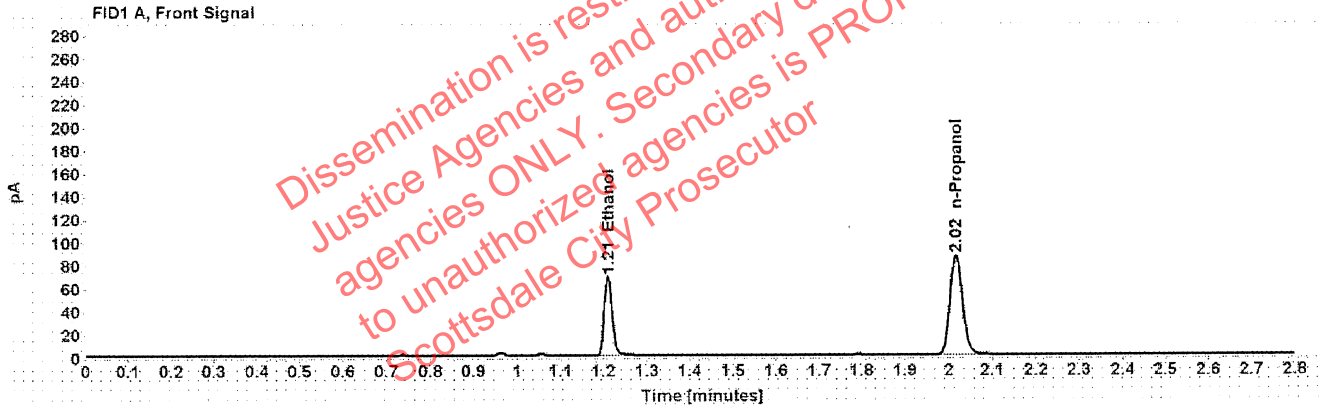


Table 1: FID 1 A (column DB-ALC1)

Compound	Amount (g/100mL)	Time (min)	Peak Area
>Ethanol	0.1387	1.210	87.377
n-Propanol	-----	2.017	172.236

Table 2: FID 2 B (column DB-ALC2)

Compound	Time (min)	Peak Area
Ethanol	1.375	108.609
n-Propanol	2.468	212.088

Scottsdale Police Department Crime Lab Volatiles Analysis

Sample:	33801HK	Vial:	43
Description:		LIMS ID:	
Method:	ethanol quant.M	Sequence:	17Feb21
Instrument:	US14173023 CN14160045	Injection date:	2/17/2021 4:13:45 PM
Data file:	C:\Chem32\1\Data\17Feb21\43.D	Analyst:	Abbott

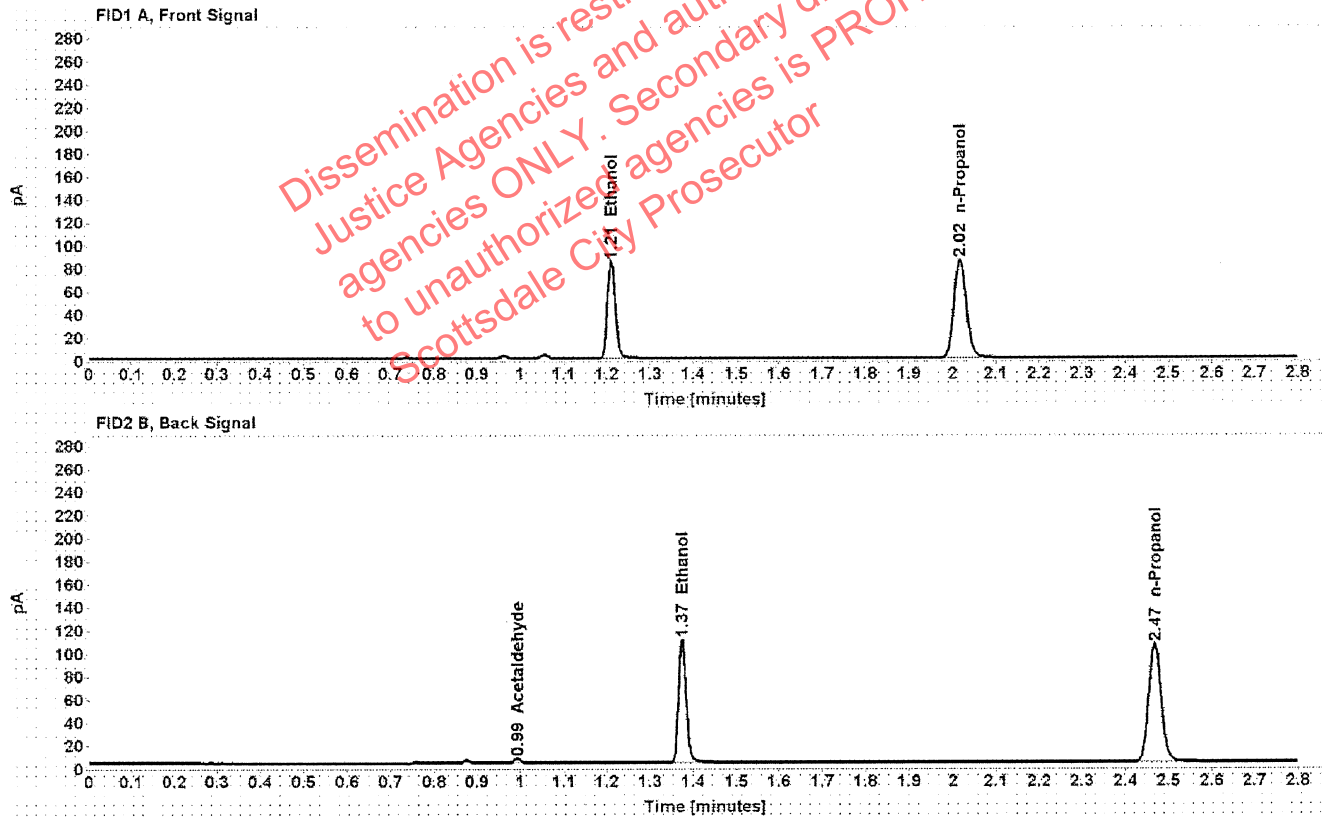


Table 1: FID 1 A (column DB-ALC1)

Compound	Amount (g/100mL)	Time (min)	Peak Area
>Ethanol	0.1723	1.210	107.358
n-Propanol	-----	2.017	169.912

Table 2: FID 2 B (column DB-ALC2)

Compound	Time (min)	Peak Area
Acetaldehyde	0.993	3.983
Ethanol	1.374	133.692
n-Propanol	2.468	208.731

Scottsdale Police Department Crime Lab Volatiles Analysis

Sample:	33801HK	Vial:	44
Description:	[REDACTED]	LIMS ID:	[REDACTED]
Method:	ethanol quant.M	Sequence:	17Feb21
Instrument:	US14173023 CN14160045	Injection date:	2/17/2021 4:17:44 PM
Data file:	C:\Chem32\1\Data\17Feb21\44.D	Analyst:	Abbott

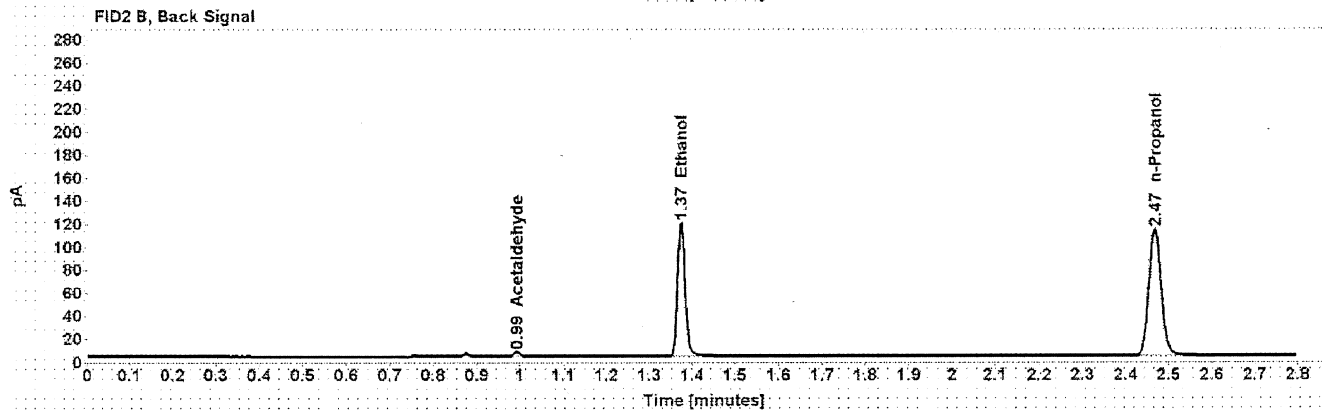
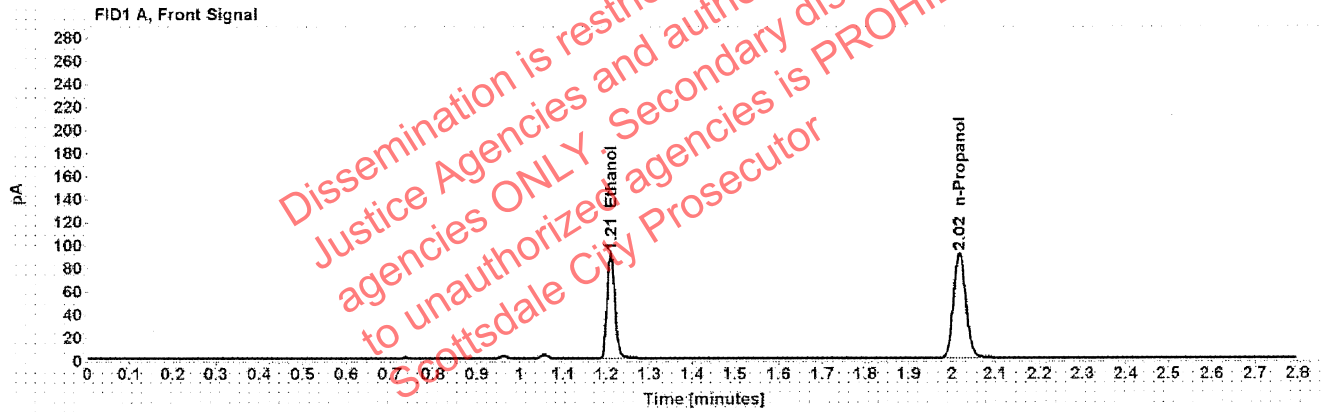


Table 1: FID 1 A (column DB-ALC1)

Compound	Amount (g/100mL)	Time (min)	Peak Area
>Ethanol	0.1743	1.210	116.102
n-Propanol	-----	2.017	181.617

Table 2: FID 2 B (column DB-ALC2)

Compound	Time (min)	Peak Area
Acetaldehyde	0.993	4.143
Ethanol	1.374	144.340
n-Propanol	2.468	223.309

Scottsdale Police Department Crime Lab Volatiles Analysis

Sample:	1358885	Vial:	45
Description:	[REDACTED]	LIMS ID:	[REDACTED]
Method:	ethanol quant.M	Sequence:	17Feb21
Instrument:	US14173023 CN14160045	Injection date:	2/17/2021 4:21:45 PM
Data file:	C:\Chem32\1\Data\17Feb21\45.D	Analyst:	Abbott

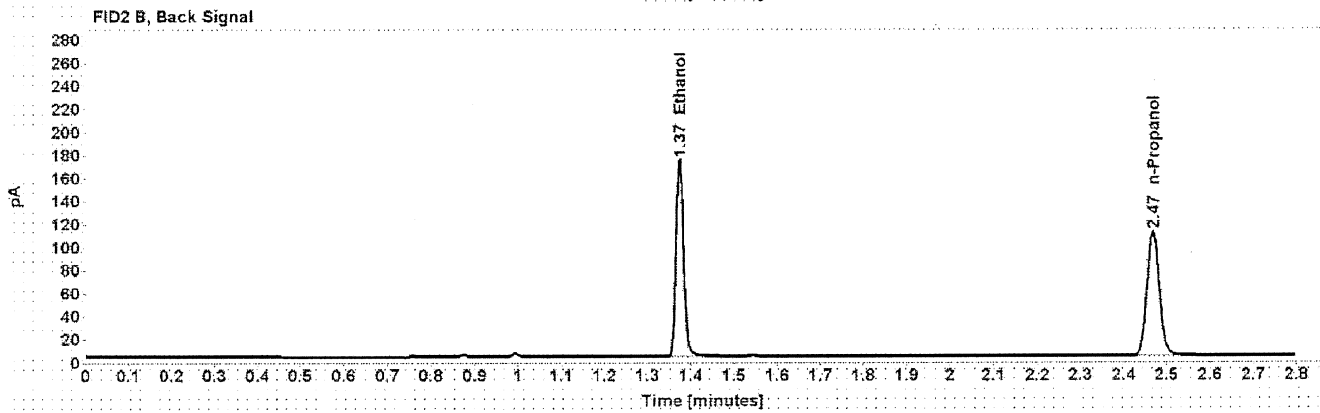
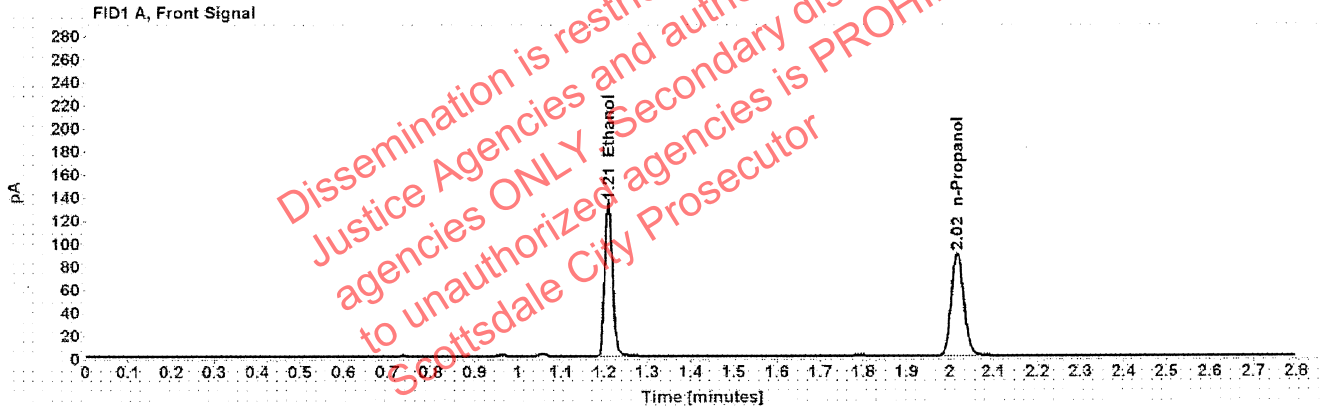


Table 1: FID 1 A (column DB-ALC1)

Compound	Amount (g/100mL)	Time (min)	Peak Area
>Ethanol	0.2602	1.210	170.454
n-Propanol	-----	2.017	178.081

Table 2: FID 2 B (column DB-ALC2)

Compound	Time (min)	Peak Area
Ethanol	1.374	212.227
n-Propanol	2.468	218.912

Scottsdale Police Department Crime Lab Volatiles Analysis

Sample:	1358885	Vial:	46
Description:	[REDACTED]	LIMS ID:	[REDACTED]
Method:	ethanol quant.M	Sequence:	17Feb21
Instrument:	US14173023 CN14160045	Injection date:	2/17/2021 4:25:45 PM
Data file:	C:\Chem32\1\Data\17Feb21\46.D	Analyst:	Abbott

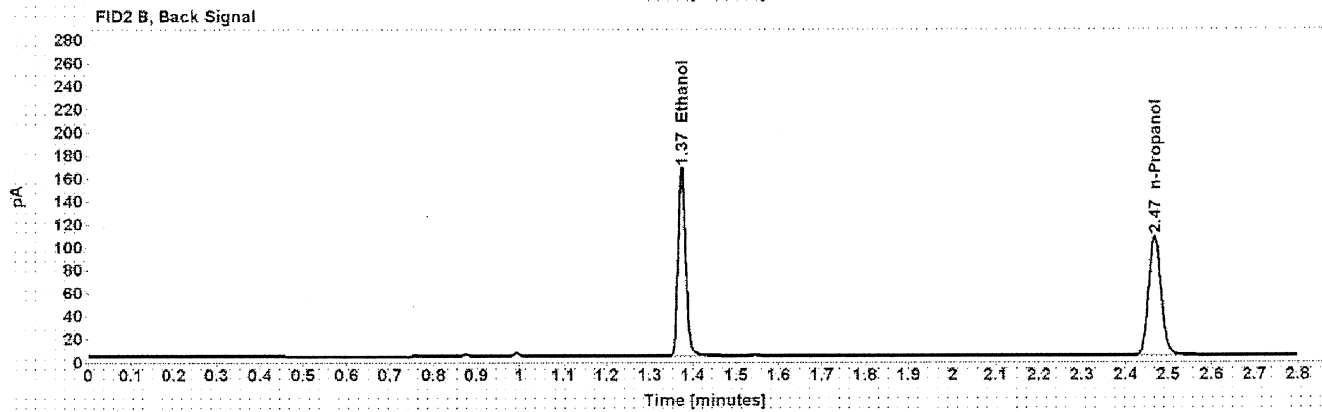
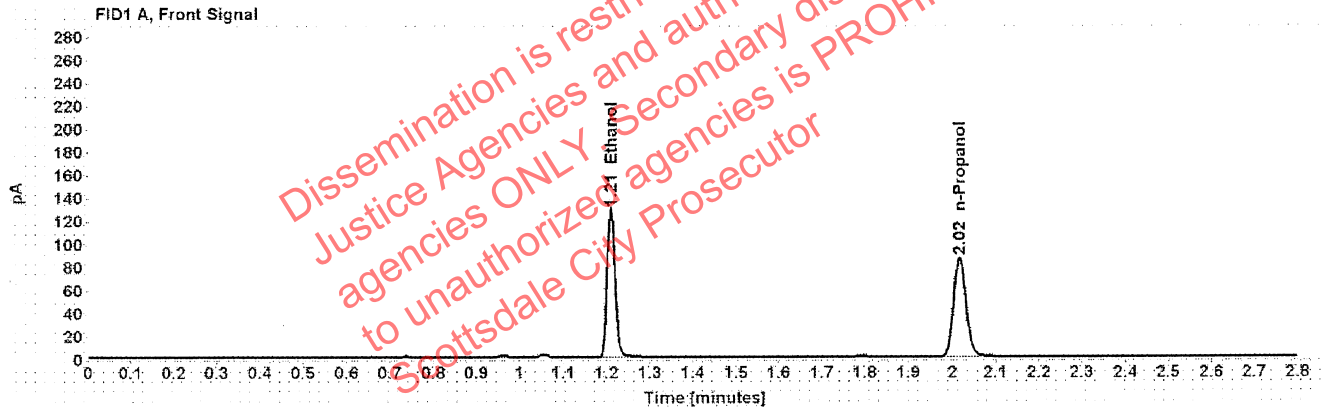


Table 1: FID 1 A (column DB-ALC1)

Compound	Amount (g/100mL)	Time (min)	Peak Area
>Ethanol	0.2586	1.210	163.632
n-Propanol	-----	2.017	172.034

Table 2: FID 2 B (column DB-ALC2)

Compound	Time (min)	Peak Area
Ethanol	1.374	203.728
n-Propanol	2.468	211.361

Scottsdale Police Department Crime Lab Volatiles Analysis

Sample:	1359189	Vial:	47
Description:	[REDACTED]	LIMS ID:	[REDACTED]
Method:	ethanol quant.M	Sequence:	17Feb21
Instrument:	US14173023 CN14160045	Injection date:	2/17/2021 4:29:45 PM
Data file:	C:\Chem32\1\Data\17Feb21\47.D	Analyst:	Abbott

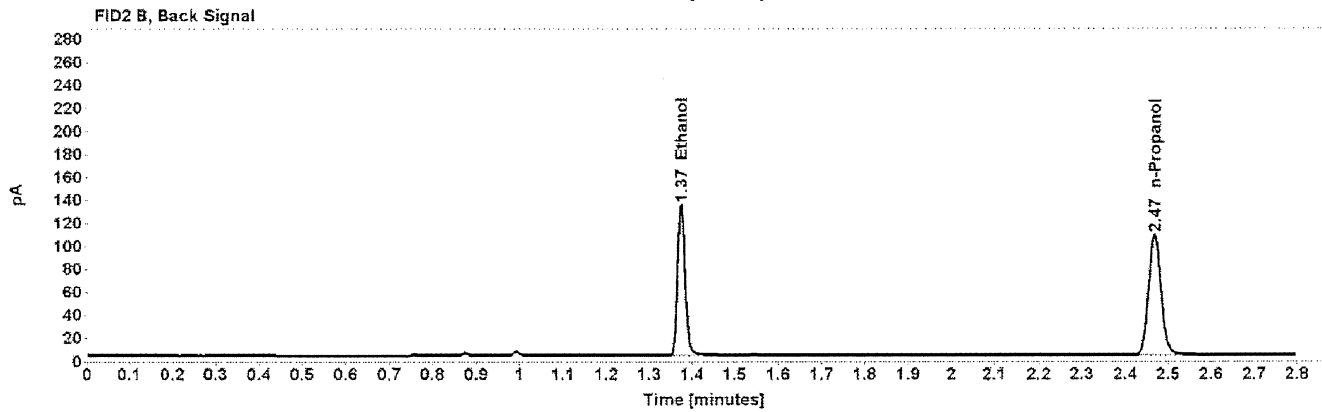
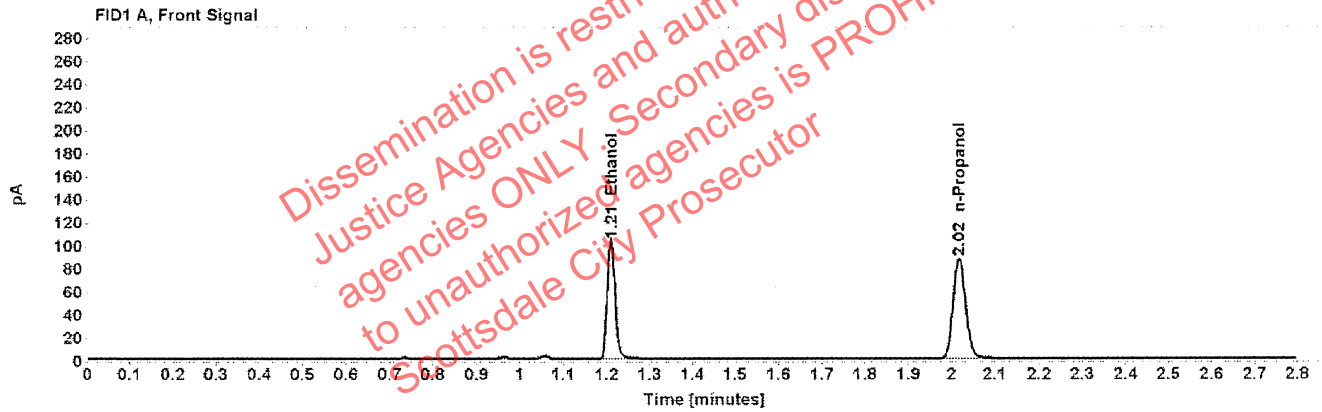


Table 1: FID 1 A (column DB-ALC1)

Compound	Amount (g/100mL)	Time (min)	Peak Area
>Ethanol	0.2058	1.210	130.965
n-Propanol	-----	2.017	173.303

Table 2: FID 2 B (column DB-ALC2)

Compound	Time (min)	Peak Area
Ethanol	1.374	163.165
n-Propanol	2.468	212.911

Scottsdale Police Department Crime Lab Volatiles Analysis

Sample:	1359189	Vial:	48
Description:	[REDACTED]	LIMS ID:	[REDACTED]
Method:	ethanol quant.M	Sequence:	17Feb21
Instrument:	US14173023 CN14160045	Injection date:	2/17/2021 4:33:45 PM
Data file:	C:\Chem32\1\Data\17Feb21\48.D	Analyst:	Abbott

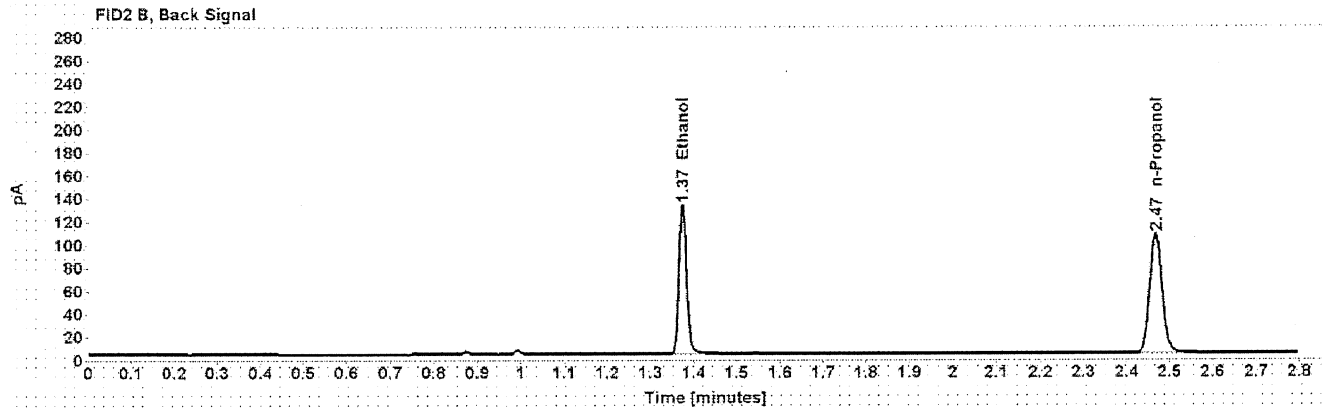
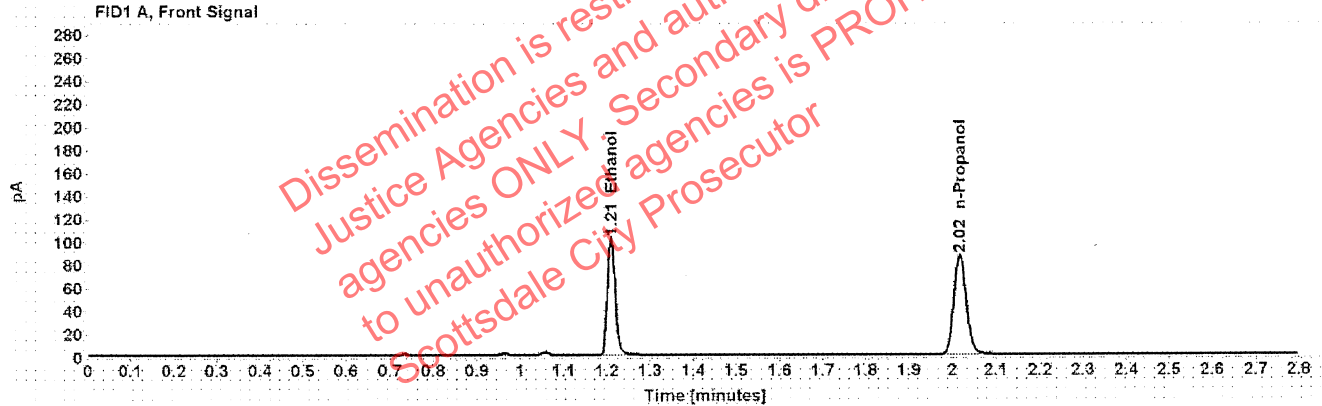


Table 1: FID 1 A (column DB-ALC1)

Compound	Amount (g/100mL)	Time (min)	Peak Area
>Ethanol	0.2055	1.210	129.412
n-Propanol	-----	2.017	171.441

Table 2: FID 2 B (column DB-ALC2)

Compound	Time (min)	Peak Area
Ethanol	1.374	161.239
n-Propanol	2.468	210.713

Scottsdale Police Department Crime Lab Volatiles Analysis

Sample:	1359235	Vial:	49
Description:	[REDACTED]	LIMS ID:	[REDACTED]
Method:	ethanol quant.M	Sequence:	17Feb21
Instrument:	US14173023 CN14160045	Injection date:	2/17/2021 4:37:59 PM
Data file:	C:\Chem32\1\Data\17Feb21\49.D	Analyst:	Abbott

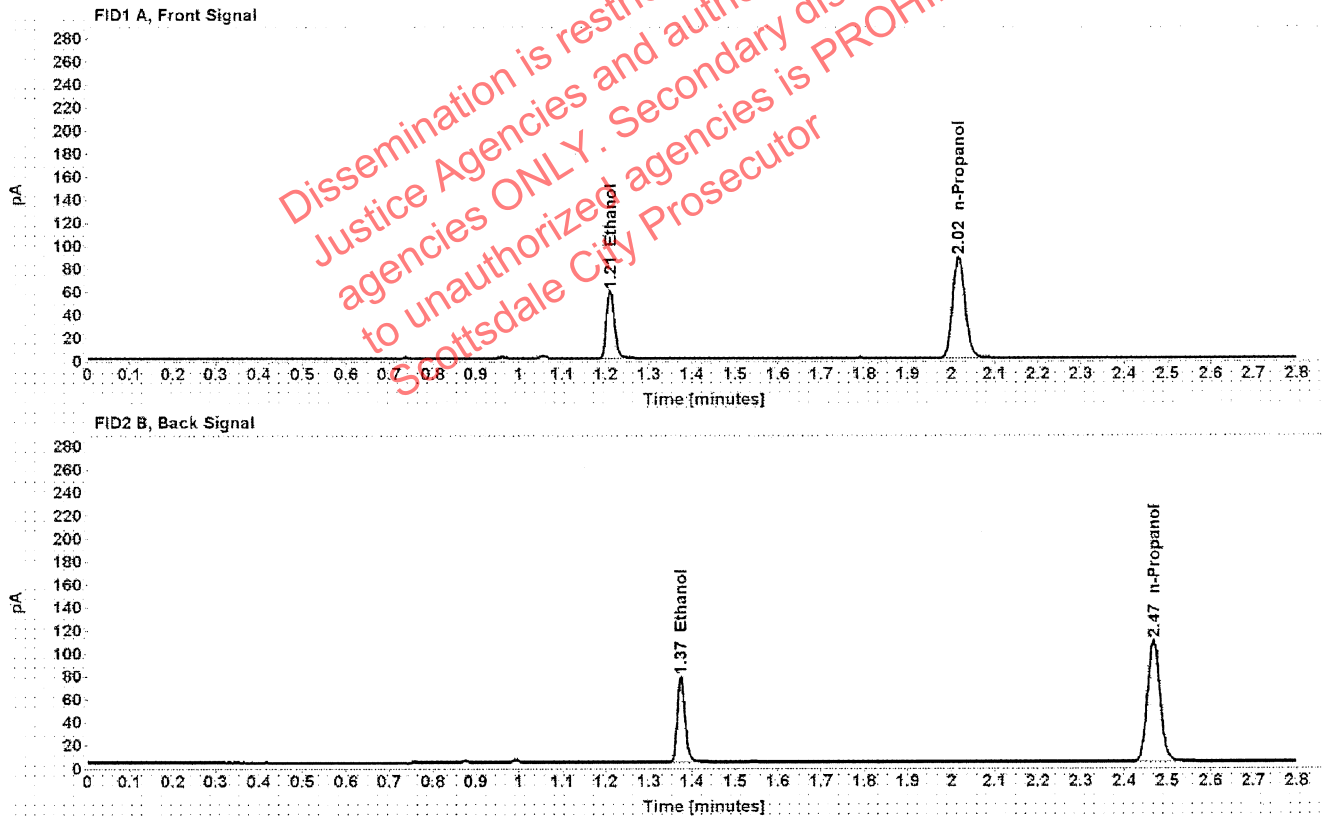


Table 1: FID 1 A (column DB-ALC1)

Compound	Amount (g/100mL)	Time (min)	Peak Area
>Ethanol	0.1173	1.211	75.078
n-Propanol	-----	2.017	175.355

Table 2: FID 2 B (column DB-ALC2)

Compound	Time (min)	Peak Area
Ethanol	1.375	92.624
n-Propanol	2.468	214.764

Scottsdale Police Department Crime Lab Volatiles Analysis

Sample:	1359235	Vial:	50
Description:	[REDACTED]	LIMS ID:	[REDACTED]
Method:	ethanol quant.M	Sequence:	17Feb21
Instrument:	US14173023 CN14160045	Injection date:	2/17/2021 4:42:00 PM
Data file:	C:\Chem32\1\Data\17Feb21\50.D	Analyst:	Abbott

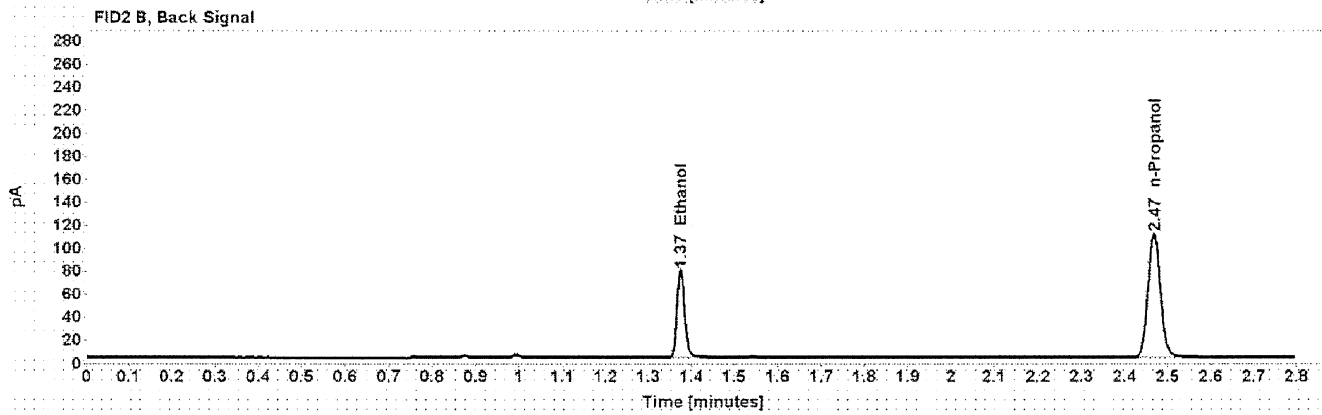
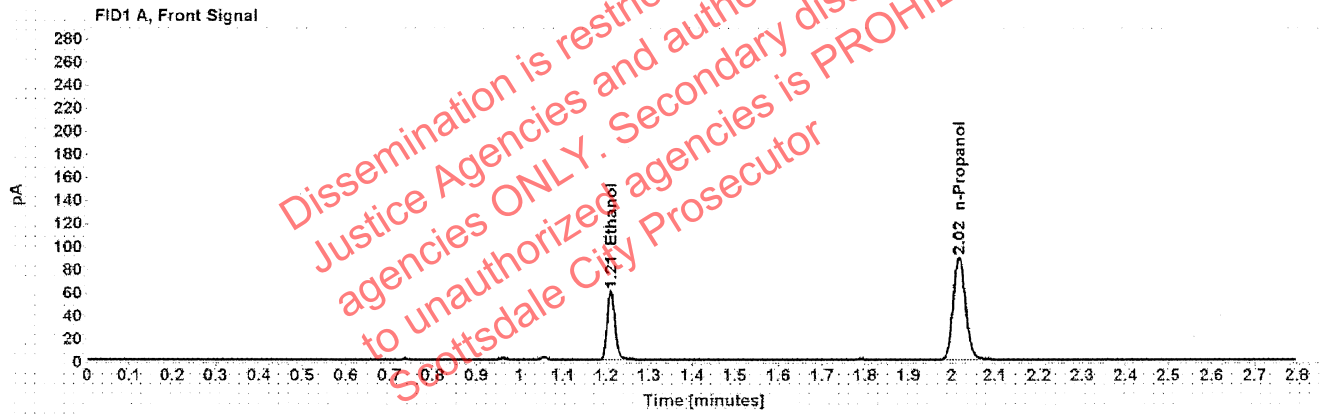


Table 1: FID 1 A (column DB-ALC1)

Compound	Amount (g/100mL)	Time (min)	Peak Area
>Ethanol	0.1178	1.211	76.405
n-Propanol	-----	2.017	177.675

Table 2: FID 2 B (column DB-ALC2)

Compound	Time (min)	Peak Area
Ethanol	1.375	94.543
n-Propanol	2.468	217.688

Scottsdale Police Department Crime Lab Volatiles Analysis

Sample:	1359352	Vial:	51
Description:	[REDACTED]	LIMS ID:	[REDACTED]
Method:	ethanol quant.M	Sequence:	17Feb21
Instrument:	US14173023 CN14160045	Injection date:	2/17/2021 4:45:59 PM
Data file:	C:\Chem32\1\Data\17Feb21\51.D	Analyst:	Abbott

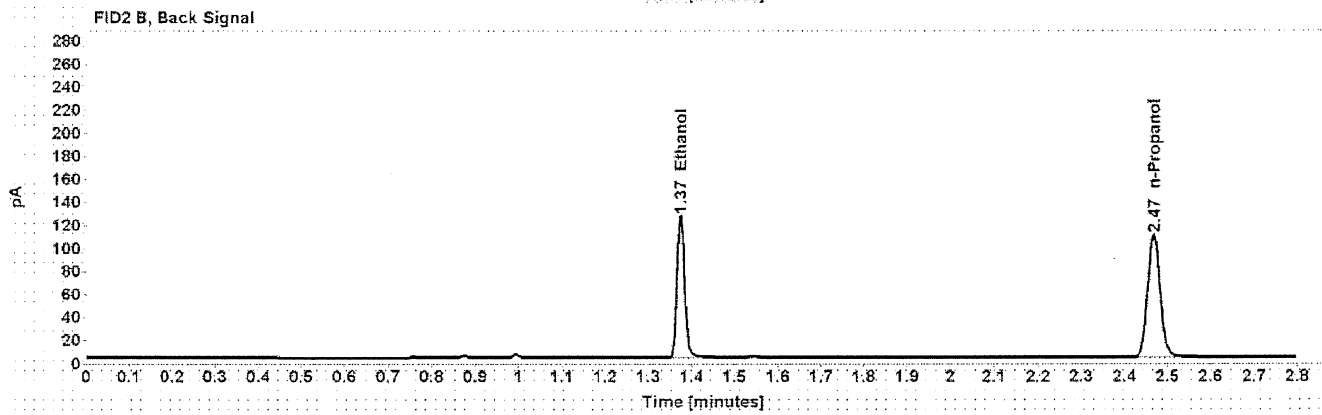
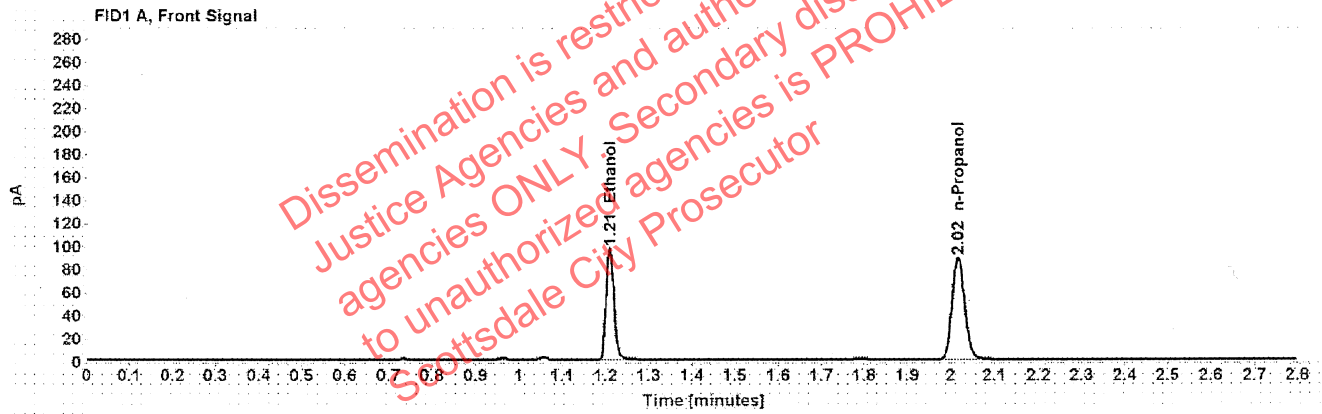


Table 1: FID 1 A (column DB-ALC1)

Compound	Amount (g/100mL)	Time (min)	Peak Area
>Ethanol	0.1905	1.210	123.447
n-Propanol	-----	2.017	176.522

Table 2: FID 2 B (column DB-ALC2)

Compound	Time (min)	Peak Area
Ethanol	1.374	153.773
n-Propanol	2.468	216.706

Scottsdale Police Department Crime Lab Volatiles Analysis

Sample:	1359352	Vial:	52
Description:	[REDACTED]	LIMS ID:	[REDACTED]
Method:	ethanol quant.M	Sequence:	17Feb21
Instrument:	US14173023 CN14160045	Injection date:	2/17/2021 4:50:00 PM
Data file:	C:\Chem32\1\Data\17Feb21\52.D	Analyst:	Abbott

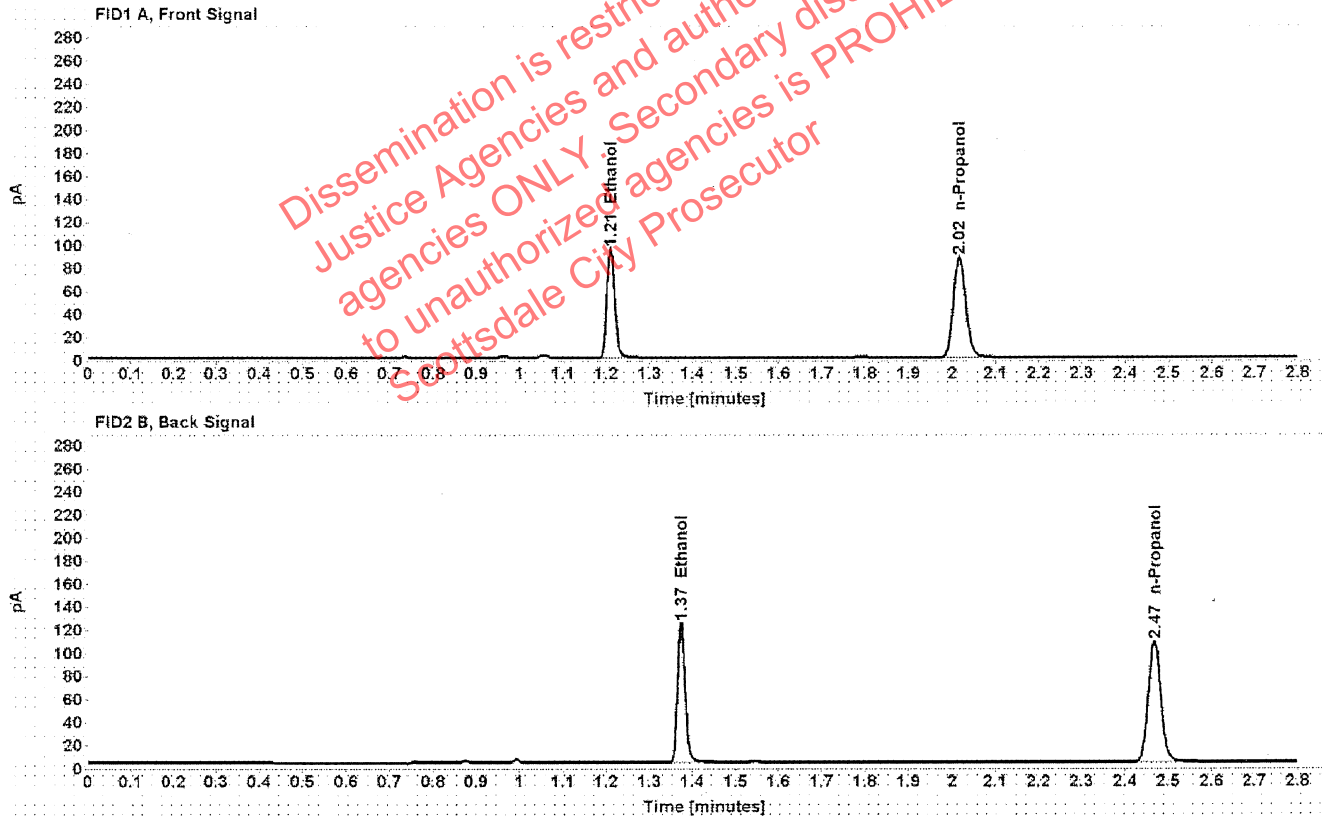


Table 1: FID 1 A (column DB-ALC1)

Compound	Amount (g/100mL)	Time (min)	Peak Area
>Ethanol	0.1902	1.210	121.176
n-Propanol	-----	2.017	173.573

Table 2: FID 2 B (column DB-ALC2)

Compound	Time (min)	Peak Area
Ethanol	1.374	150.954
n-Propanol	2.468	213.078