

SCOTTSDALE POLICE DEPARTMENT CRIME LABORATORY BLOOD ALCOHOL FACE SHEET

ANALYSIS DATE 07/14/2021 SEQUENCE NAME 14Jul21

EQUIPMENT

Pipettor Hamilton ML600EH7497 Hamilton ML600GJ10749
 Gas Chromatograph Agilent US14173023

INSTRUMENT CALIBRATION

Vial 1 0.02 calibrator Lot FN06141806 Coefficient of determination (r²)
 Vial 2 0.10 calibrator Lot FN05311902 0.99996
 Vial 3 0.20 calibrator Lot FN05101903
 Vial 4 0.40 calibrator Lot FN10051906

CALIBRATION VERIFICATION AND RESOLUTION TEST

| Vial | Sample | Expected result | Measured result | Manufacturer/lot |
|------|-------------------|-----------------|-----------------|--------------------|
| 5 | Blank | Not detected | Not detected | SPD lab 062421AQ |
| 6 | Volatiles mixture | 6 compounds | 6 compounds | SPD lab 050721MIX |
| 7 | Aqueous control | 0.400 g/dL | 0.399 g/dL | Lipomed 11092018-A |
| 8 | Aqueous control | 0.040 g/dL | 0.040 g/dL | Lipomed 14082019-B |
| 9 | Blood control | 0.200 g/dL | 0.203 g/dL | ACQ 4101018274/9 |
| 20 | Aqueous control | 0.080 g/dL | 0.081 g/dL | Lipomed 20012020-B |
| 31 | Aqueous control | 0.080 g/dL | 0.080 g/dL | Lipomed 20012020-B |
| 42 | Blood control | 0.200 g/dL | 0.203 g/dL | ACQ 4101018274/9 |
| 53 | Aqueous control | 0.400 g/dL | 0.402 g/dL | Lipomed 11092018-A |
| 54 | Aqueous control | 0.040 g/dL | 0.041 g/dL | Lipomed 14082019-B |
| 55 | Blood control | 0.200 g/dL | 0.204 g/dL | ACQ 4101018274/9 |
| 56 | Blank | Not detected | Not detected | SPD lab 111020WB |
| | | | | |
| | | | | |
| | | | | |
| | | | | |
| | | | | |

SUBJECT SAMPLES

Subjects in the sequence 19 Subjects requiring reanalysis 0

ADDITIONAL NOTES: All testing proceeded as expected. This batch includes verification of a new whole blood control lot.

Run valid Run invalid [Signature] Analyst
 Run valid Run invalid [Signature] Technical Reviewer

Scottsdale Police Department Crime Laboratory Sequence Quality Assurance Summary

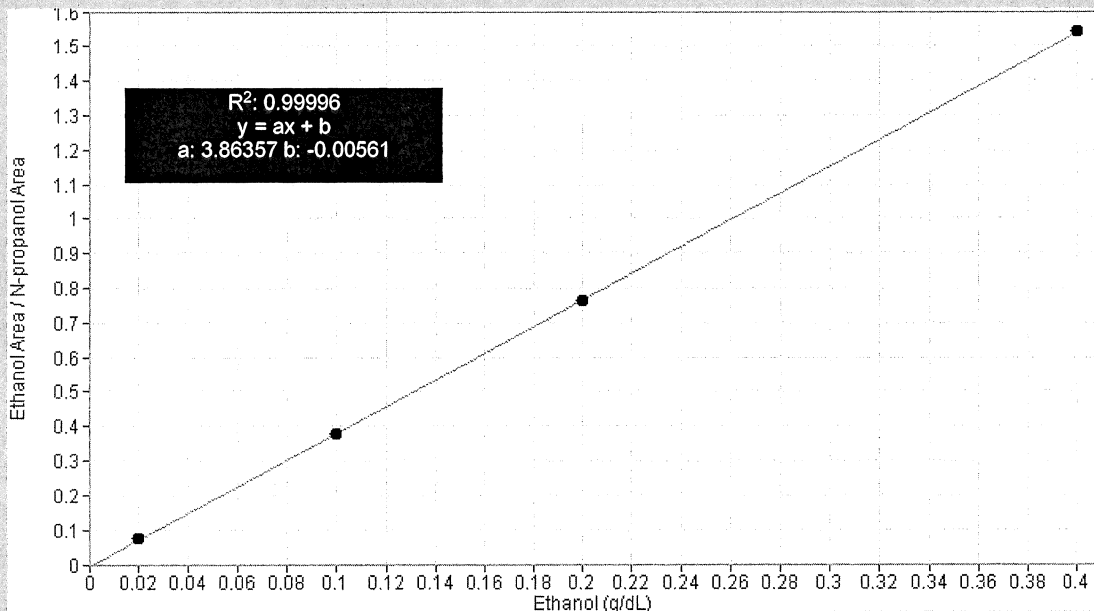
SEQUENCE NAME: 14Jul21

ANALYST: Abbott *Abbott*

| Sample Name | Vial | Measured Value (g/dL) | Expected Value (g/dL) | Percent Difference | Absolute Difference (g/dL) |
|--------------------|------|-----------------------|-----------------------|--------------------|----------------------------|
| blank 062421AQ | 5 | negative | negative | - | - |
| 0.400 11092018-A | 7 | 0.399 | 0.400 | -0.25 | -0.001 |
| 0.040 14082019-B | 8 | 0.040 | 0.040 | 0.00 | 0.000 |
| 0.200 4101018274/9 | 9 | 0.203 | 0.200 | 1.50 | 0.003 |
| 0.080 20012020-B | 20 | 0.081 | 0.080 | 1.25 | 0.001 |
| 0.080 20012020-B | 31 | 0.080 | 0.080 | 0.00 | 0.000 |
| 0.200 4101018274/9 | 42 | 0.203 | 0.200 | 1.50 | 0.003 |
| 0.400 11092018-A | 53 | 0.402 | 0.400 | 0.50 | 0.002 |
| 0.040 14082019-B | 54 | 0.041 | 0.040 | 2.50 | 0.001 |
| 0.200 4101018274/9 | 55 | 0.204 | 0.200 | 2.00 | 0.004 |
| blank 111020VWB | 56 | negative | negative | - | - |

| Calibrator | Ethanol Area | N-propanol Area | Ratio |
|------------|--------------|-----------------|-------|
| 0.020 | 12.340 | 162.463 | 0.076 |
| 0.100 | 60.859 | 160.873 | 0.378 |
| 0.200 | 116.238 | 152.420 | 0.763 |
| 0.400 | 236.138 | 153.092 | 1.543 |

Calibration Line



Scottsdale Police Department Crime Lab Volatiles Analysis

| | | | |
|--------------|------------------------------|-----------------|----------------------|
| Sample: | FN06141806 | Vial: | 1 |
| Description: | 0.020 calibrator | Sequence: | 14Jul21 |
| Method: | ethanol quant.M | Injection date: | 7/14/2021 2:54:33 PM |
| Instrument: | US14173023 CN14160045 | Analyst: | Abbott <i>JA</i> |
| Data file: | C:\Chem32\1\Data\14Jul21\1.D | | |

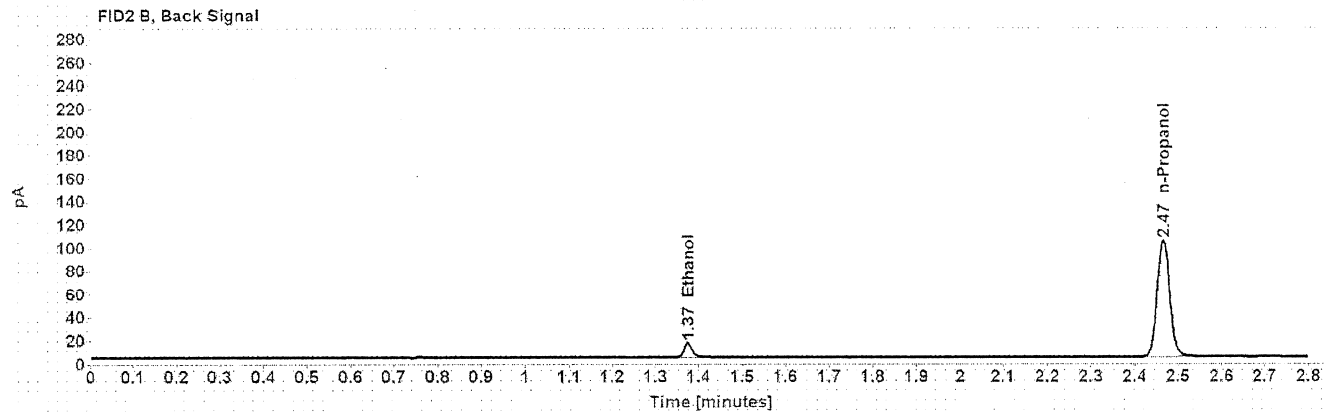
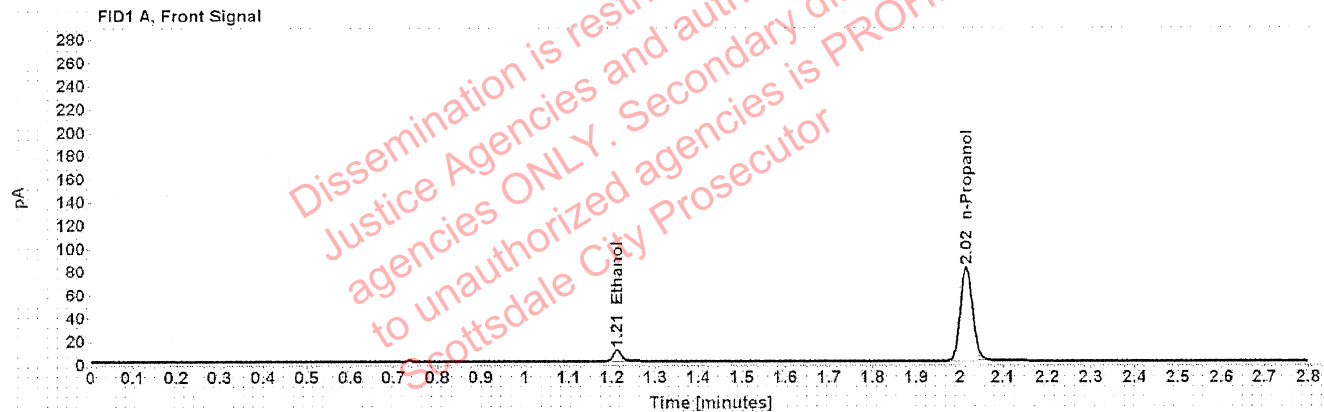


Table 1: FID 1 A (column DB-ALC1)

| Compound | Time (min) | Peak Area |
|------------|------------|-----------|
| Ethanol | 1.212 | 12.340 |
| n-Propanol | 2.015 | 162.463 |

Table 2: FID 2 B (column DB-ALC2)

| Compound | Time (min) | Peak Area |
|------------|------------|-----------|
| Ethanol | 1.375 | 15.433 |
| n-Propanol | 2.465 | 202.878 |

Scottsdale Police Department Crime Lab Volatiles Analysis

| | |
|--|---|
| Sample: FN05311902 | Vial: 2 |
| Description: 0.100 calibrator | Sequence: 14Jul21 |
| Method: ethanol quant.M | Injection date: 7/14/2021 2:58:33 PM |
| Instrument: US14173023 CN14160045 | Analyst: Abbott <i>[Signature]</i> |
| Data file: C:\Chem32\1\Data\14Jul21\2.D | |

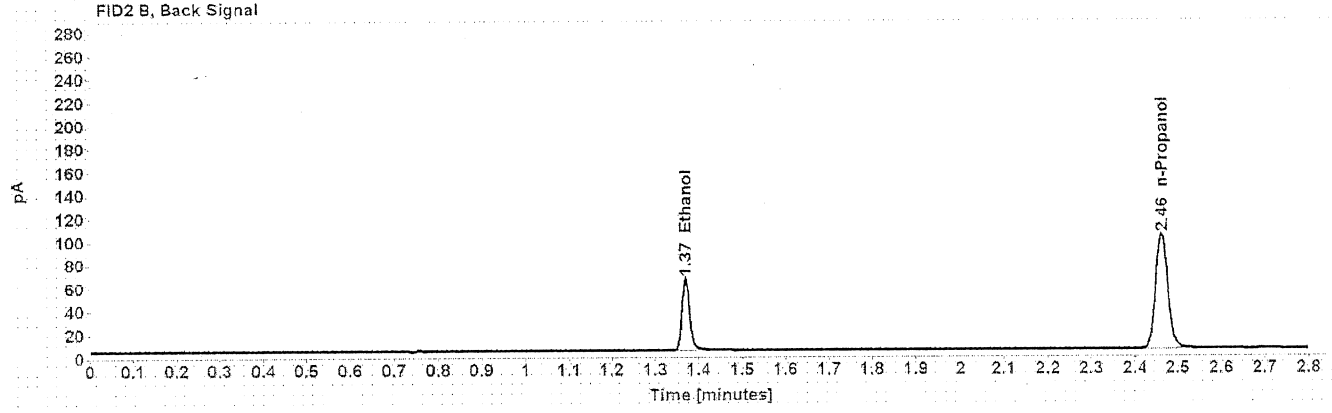
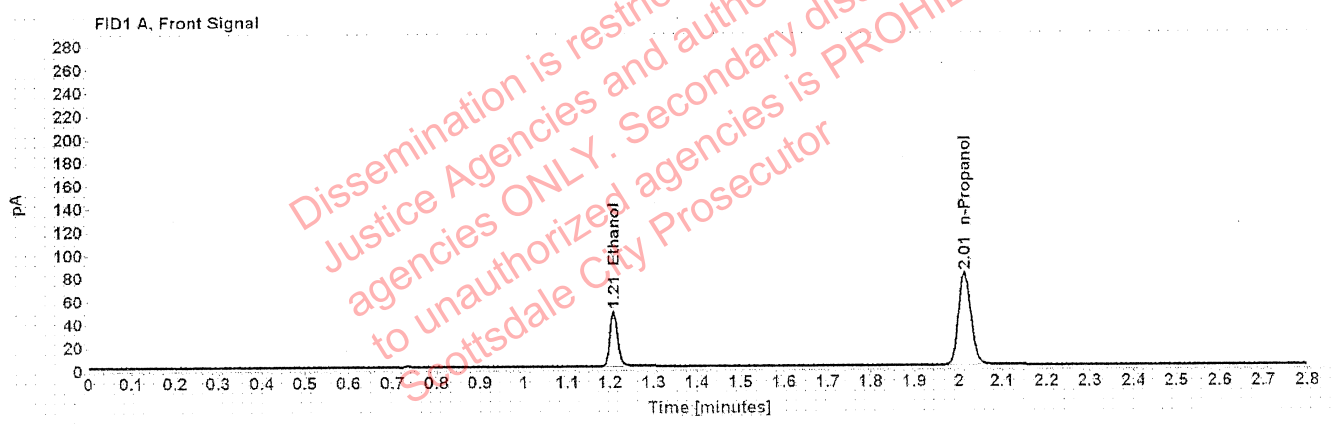


Table 1: FID 1 A (column DB-ALC1)

| Compound | Time (min) | Peak Area |
|------------|------------|-----------|
| Ethanol | 1.208 | 60.859 |
| n-Propanol | 2.013 | 160.873 |

Table 2: FID 2 B (column DB-ALC2)

| Compound | Time (min) | Peak Area |
|------------|------------|-----------|
| Ethanol | 1.370 | 76.258 |
| n-Propanol | 2.462 | 200.486 |

Scottsdale Police Department Crime Lab Volatiles Analysis

| | |
|---|--------------------------------------|
| Sample: FN05101903 | Vial: 3 |
| Description: 0.200 calibrator | Sequence: 14Jul21 |
| Method: ethanol quant.M | Injection date: 7/14/2021 3:02:32 PM |
| Instrument: US14173023 CN14160045 | Analyst: Abbott <i>gh</i> |
| Data file: C:\Chem32\1\Data\14Jul21\3.D | |

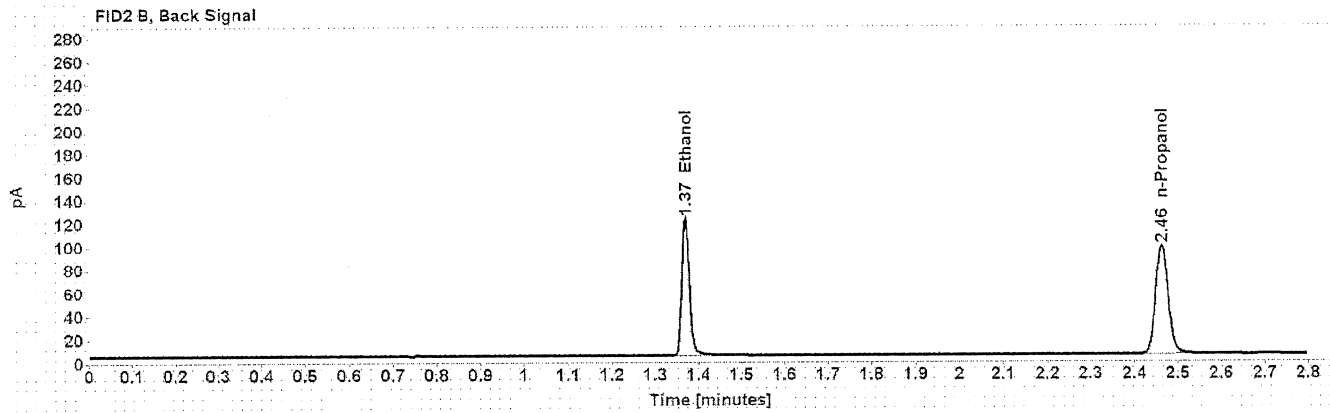
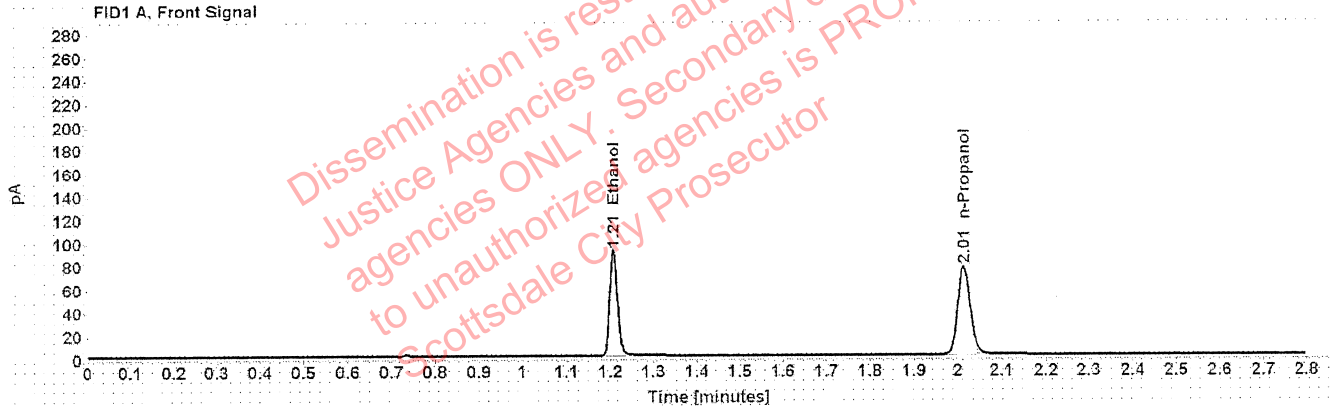


Table 1: FID 1 A (column DB-ALC1)

| Compound | Time (min) | Peak Area |
|------------|------------|-----------|
| Ethanol | 1.207 | 116.238 |
| n-Propanol | 2.013 | 152.420 |

Table 2: FID 2 B (column DB-ALC2)

| Compound | Time (min) | Peak Area |
|------------|------------|-----------|
| Ethanol | 1.370 | 145.869 |
| n-Propanol | 2.463 | 189.666 |

Scottsdale Police Department Crime Lab Volatiles Analysis

| | | | |
|--------------|-----------------------------|-----------------|----------------------|
| Sample: | FN10051906 | Vial: | 4 |
| Description: | 0.400 calibrator | Sequence: | 14Jul21 |
| Method: | ethanol quant.M | Injection date: | 7/14/2021 3:06:33 PM |
| Instrument: | US14173023 CN14160045 | Analyst: | Abbott <i>ah</i> |
| Data file: | C:\Chem321\Data\14Jul21\4.D | | |

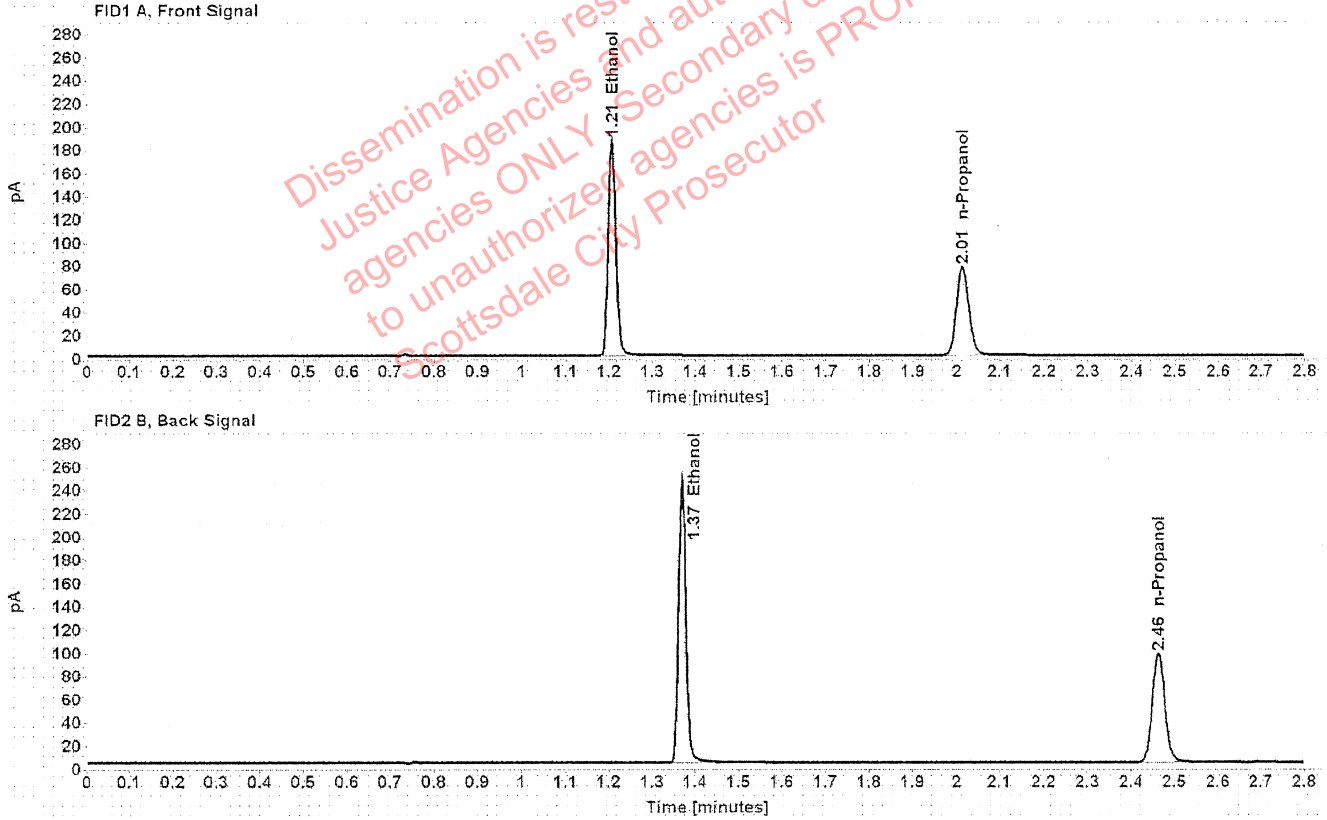


Table 1: FID 1 A (column DB-ALC1)

| Compound | Time (min) | Peak Area |
|------------|------------|-----------|
| Ethanol | 1.207 | 236.138 |
| n-Propanol | 2.014 | 153.092 |

Table 2: FID 2 B (column DB-ALC2)

| Compound | Time (min) | Peak Area |
|------------|------------|-----------|
| Ethanol | 1.370 | 296.749 |
| n-Propanol | 2.463 | 190.577 |

Scottsdale Police Department Crime Lab Volatiles Analysis

| | |
|---|--------------------------------------|
| Sample: 062421AQ | Vial: 5 |
| Description: Negative | LIMS ID: |
| Method: ethanol quant.M | Sequence: 14Jul21 |
| Instrument: US14173023 CN14160045 | Injection date: 7/14/2021 3:10:33 PM |
| Data file: C:\Chem32\1\Data\14Jul21\5.D | Analyst: Abbott <i>JA</i> |

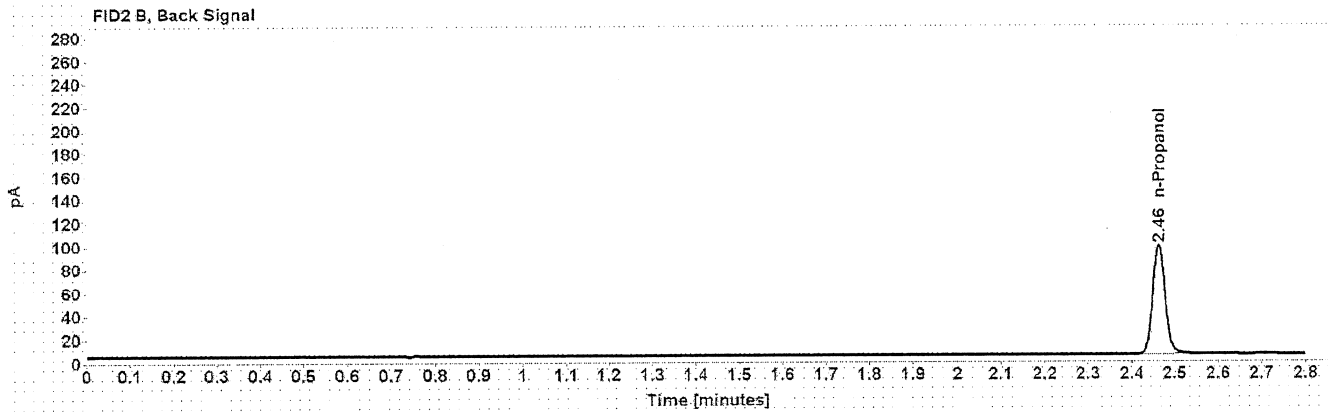
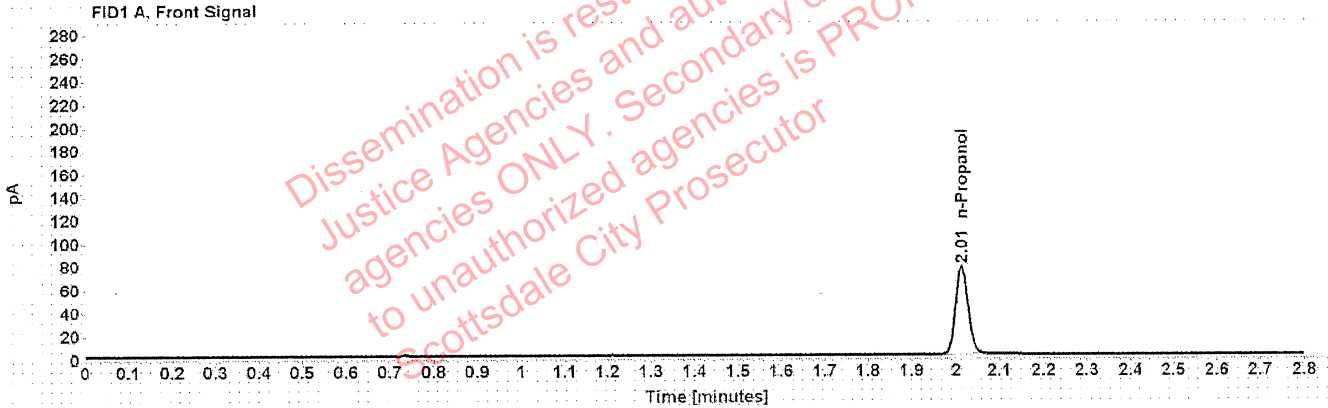


Table 1: FID 1 A (column DB-ALC1)

| Compound | Amount (g/100mL) | Time (min) | Peak Area |
|------------|------------------|------------|-----------|
| n-Propanol | ----- | 2.013 | 152.231 |

Table 2: FID 2 B (column DB-ALC2)

| Compound | Time (min) | Peak Area |
|------------|------------|-----------|
| n-Propanol | 2.463 | 189.316 |

Scottsdale Police Department Crime Lab Volatiles Analysis

| | |
|---|---|
| Sample: 050721MIX | Vial: 6 |
| Description: Volatiles mix | LIMS ID: |
| Method: ethanol quant.M | Sequence: 14Jul21 |
| Instrument: US14173023 CN14160045 | Injection date: 7/14/2021 3:14:33 PM |
| Data file: C:\Chem32\1\Data\14Jul21\6.D | Analyst: Abbott JA |

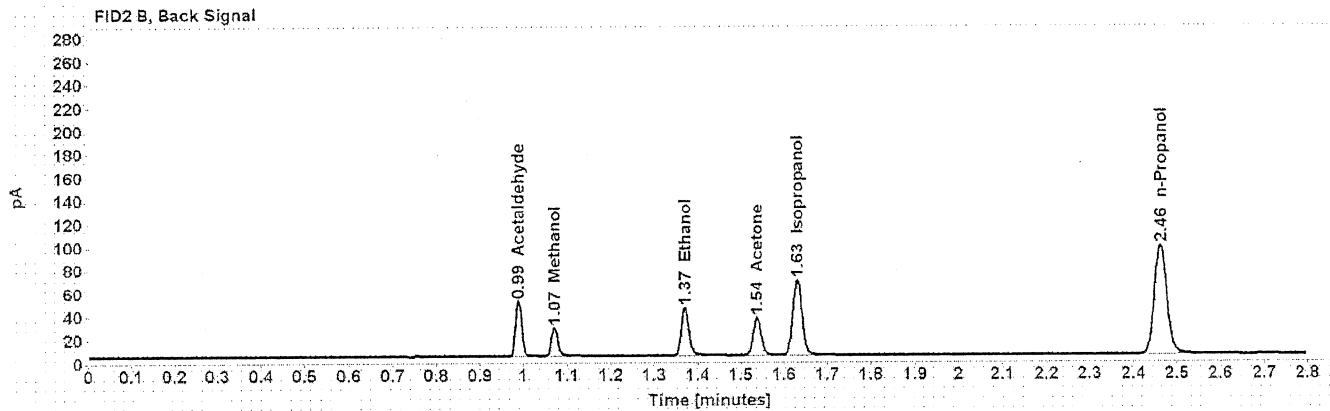
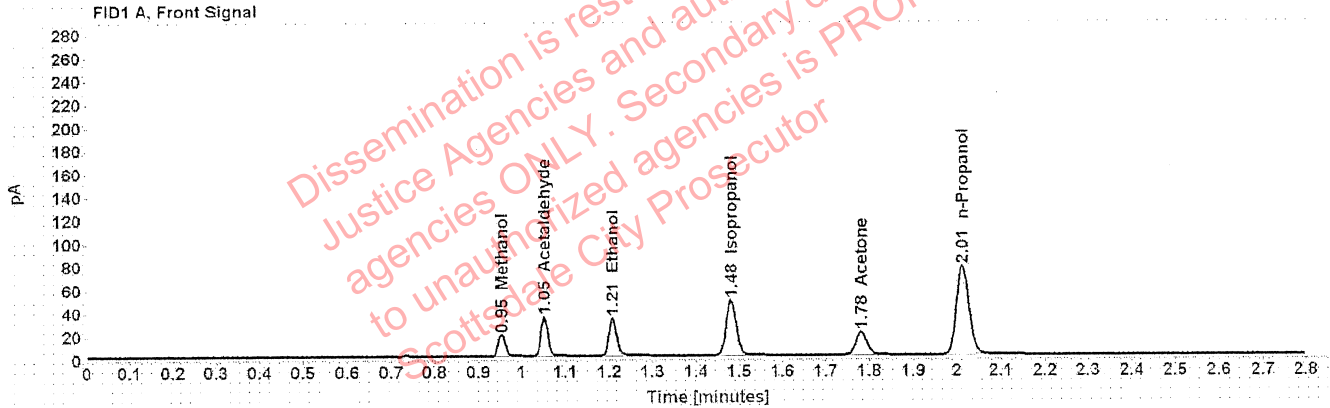


Table 1: FID 1 A (column DB-ALC1)

| Compound | Amount (g/100mL) | Time (min) | Peak Area |
|--------------|------------------|------------|-----------|
| Methanol | ----- | 0.954 | 20.554 |
| Acetaldehyde | ----- | 1.052 | 36.642 |
| >Ethanol | 0.0712 | 1.208 | 41.173 |
| Isopropanol | ----- | 1.480 | 76.196 |
| Acetone | ----- | 1.781 | 34.073 |
| n-Propanol | ----- | 2.012 | 152.686 |

Table 2: FID 2 B (column DB-ALC2)

| Compound | Time (min) | Peak Area |
|--------------|------------|-----------|
| Acetaldehyde | 0.989 | 47.165 |
| Methanol | 1.072 | 26.231 |
| Ethanol | 1.370 | 51.520 |
| Acetone | 1.537 | 42.591 |
| Isopropanol | 1.632 | 97.658 |
| n-Propanol | 2.462 | 189.878 |

Scottsdale Police Department Crime Lab Volatiles Analysis

| | |
|---|--|
| Sample: 11092018-A | Vial: 7 |
| Description: 0.400 | LIMS ID: |
| Method: ethanol quant.M | Sequence: 14Jul21 |
| Instrument: US14173023 CN14160045 | Injection date: 7/14/2021 3:18:48 PM |
| Data file: C:\Chem32\1\Data\14Jul21\7.D | Analyst: Abbott <i>Abbott</i> |

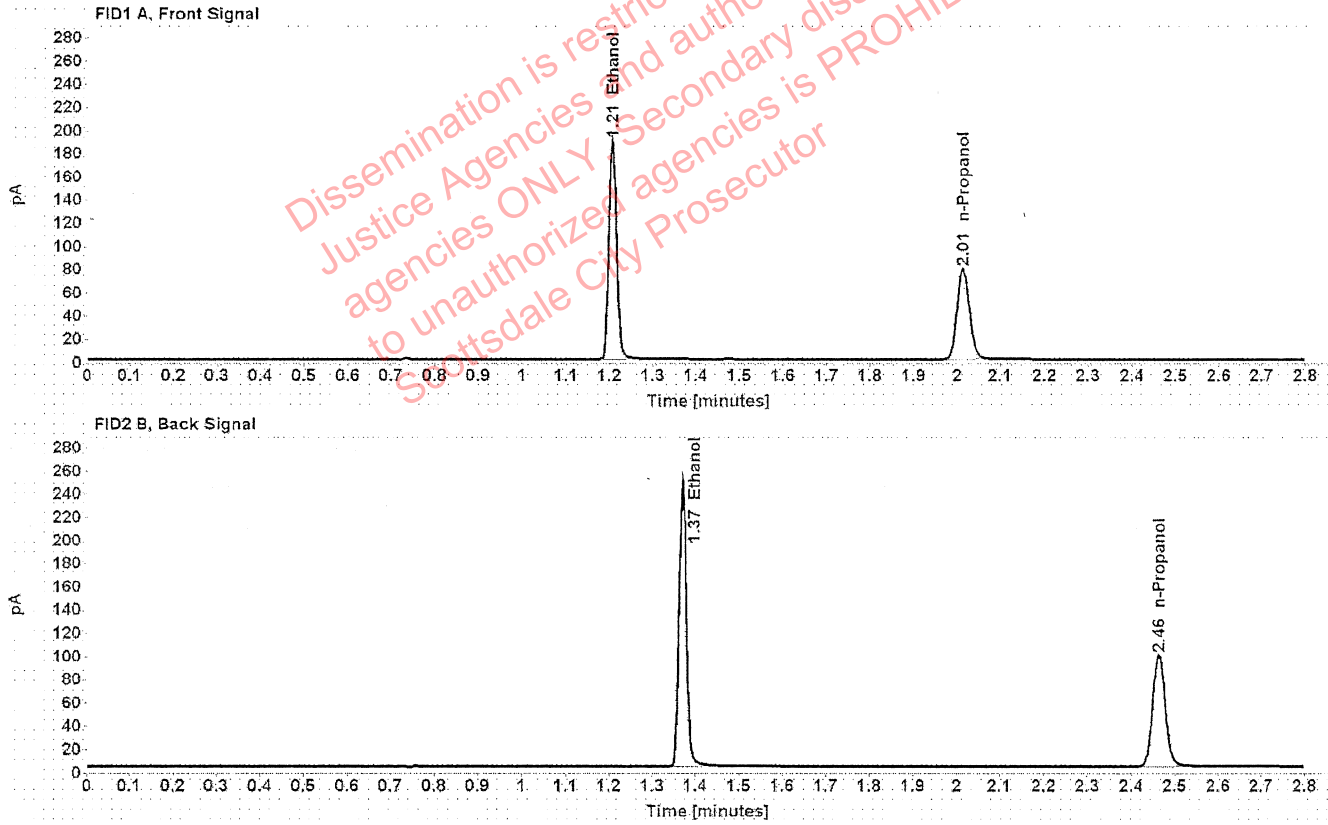


Table 1: FID 1 A (column DB-ALC1)

| Compound | Amount (g/100mL) | Time (min) | Peak Area |
|------------|------------------|------------|-----------|
| >Ethanol | 0.3997 | 1.207 | 241.115 |
| n-Propanol | ----- | 2.014 | 156.723 |

Table 2: FID 2 B (column DB-ALC2)

| Compound | Time (min) | Peak Area |
|------------|------------|-----------|
| Ethanol | 1.370 | 302.880 |
| n-Propanol | 2.463 | 195.019 |

Scottsdale Police Department Crime Lab Volatiles Analysis

| | |
|---|--------------------------------------|
| Sample: 14082019-B | Vial: 8 |
| Description: 0.040 | LIMS ID: |
| Method: ethanol quant.M | Sequence: 14Jul21 |
| Instrument: US14173023 CN14160045 | Injection date: 7/14/2021 3:22:47 PM |
| Data file: C:\Chem32\1\Data\14Jul21\8.D | Analyst: Abbott <i>gh</i> |

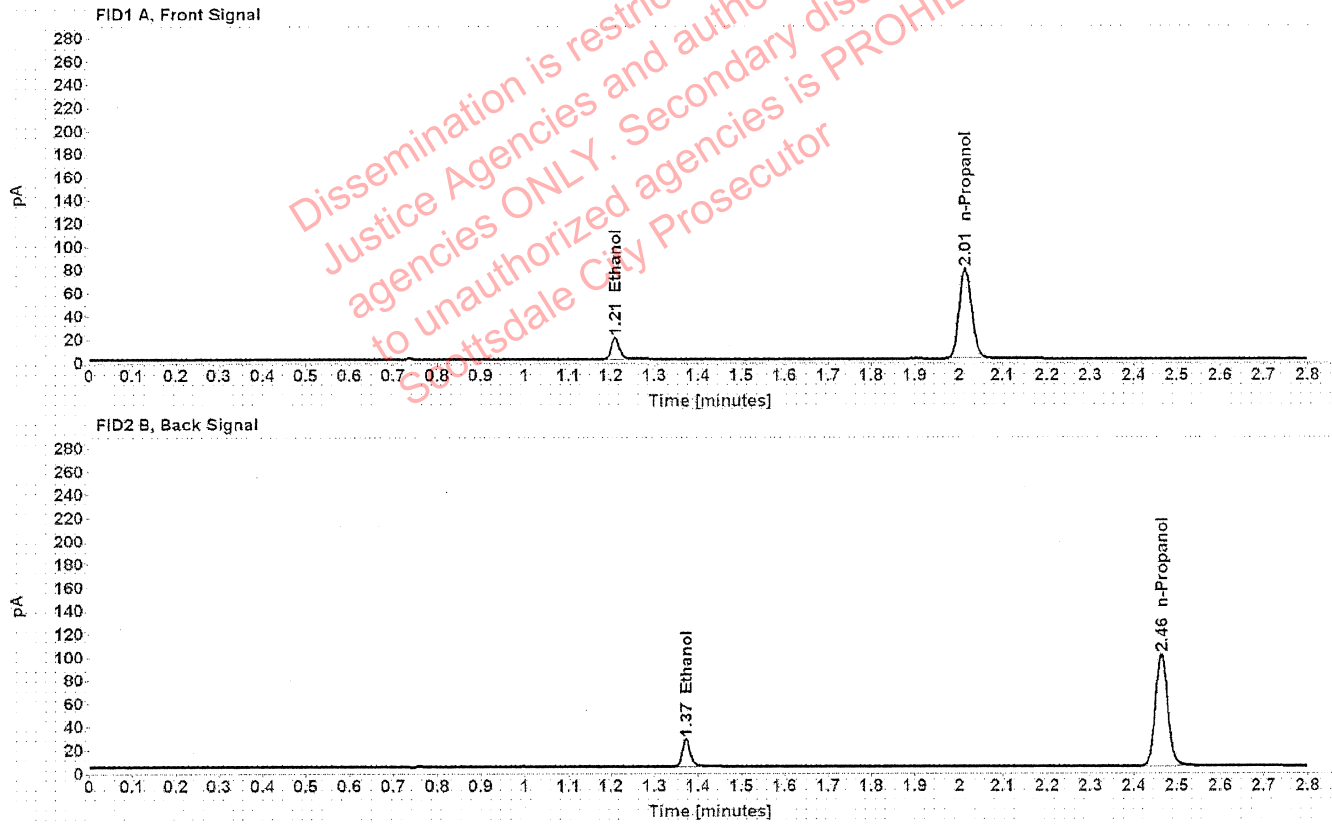


Table 1: FID 1 A (column DB-ALC1)

| Compound | Amount (g/100mL) | Time (min) | Peak Area |
|------------|------------------|------------|-----------|
| >Ethanol | 0.0408 | 1.210 | 23.823 |
| n-Propanol | ----- | 2.014 | 156.705 |

Table 2: FID 2 B (column DB-ALC2)

| Compound | Time (min) | Peak Area |
|------------|------------|-----------|
| Ethanol | 1.372 | 29.752 |
| n-Propanol | 2.464 | 194.882 |

Scottsdale Police Department Crime Lab Volatiles Analysis

| | |
|---|---|
| Sample: 4101018274/9 | Vial: 9 |
| Description: 0.200 | LIMS ID: |
| Method: ethanol quant.M | Sequence: 14Jul21 |
| Instrument: US14173023 CN14160045 | Injection date: 7/14/2021 3:26:48 PM |
| Data file: C:\Chem32\1\Data\14Jul21\9.D | Analyst: Abbott AK |

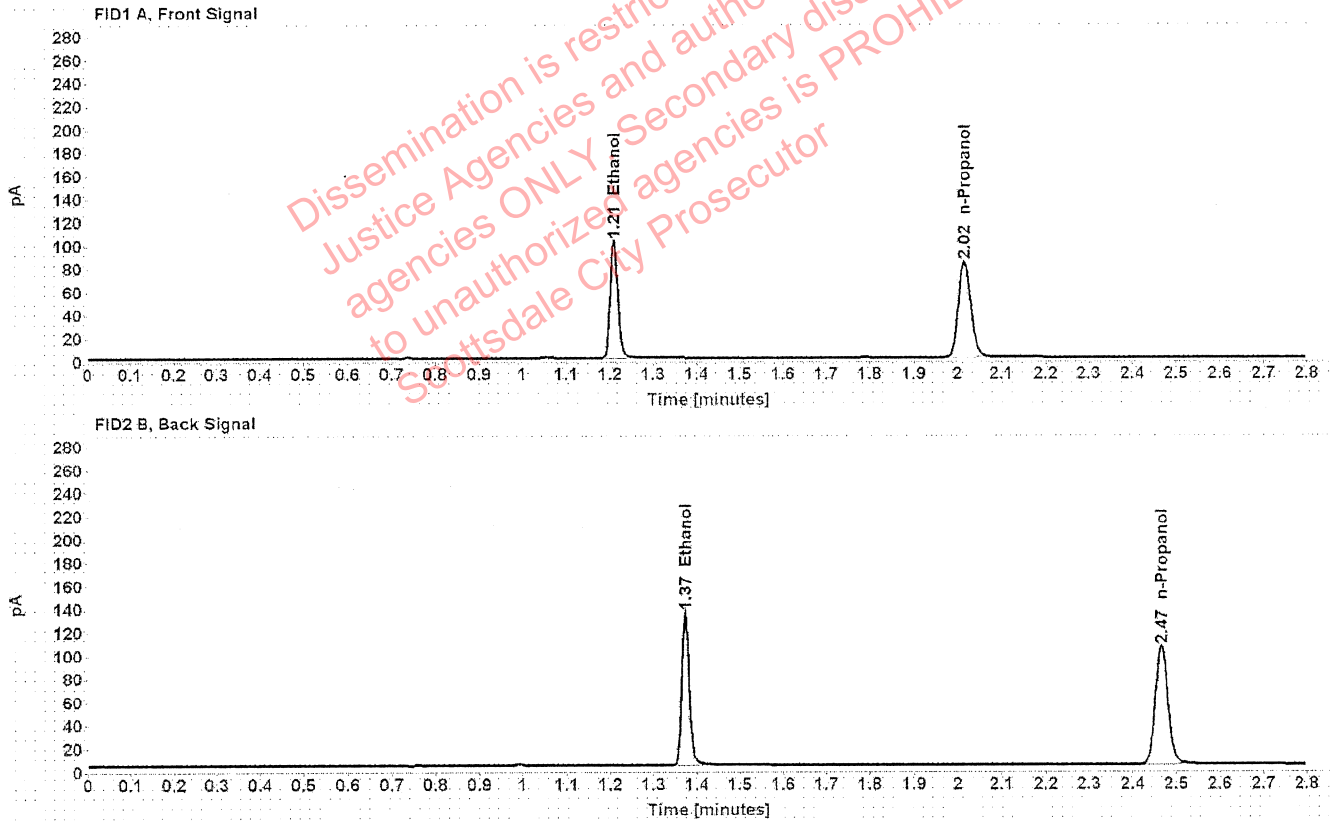


Table 1: FID 1 A (column DB-ALC1)

| Compound | Amount (g/100mL) | Time (min) | Peak Area |
|------------|------------------|------------|-----------|
| >Ethanol | 0.2036 | 1.209 | 128.916 |
| n-Propanol | ----- | 2.015 | 165.027 |

Table 2: FID 2 B (column DB-ALC2)

| Compound | Time (min) | Peak Area |
|------------|------------|-----------|
| Ethanol | 1.373 | 162.033 |
| n-Propanol | 2.466 | 205.704 |

Scottsdale Police Department Crime Lab Volatiles Analysis

| | | | |
|--------------|-------------------------------|-----------------|----------------------|
| Sample: | 20012020-B | Vial: | 20 |
| Description: | 0.080 | LIMS ID: | |
| Method: | ethanol quant.M | Sequence: | 14Jul21 |
| Instrument: | US14173023 CN14160045 | Injection date: | 7/14/2021 4:11:18 PM |
| Data file: | C:\Chem32\1\Data\14Jul21\20.D | Analyst: | Abbott <i>JA</i> |

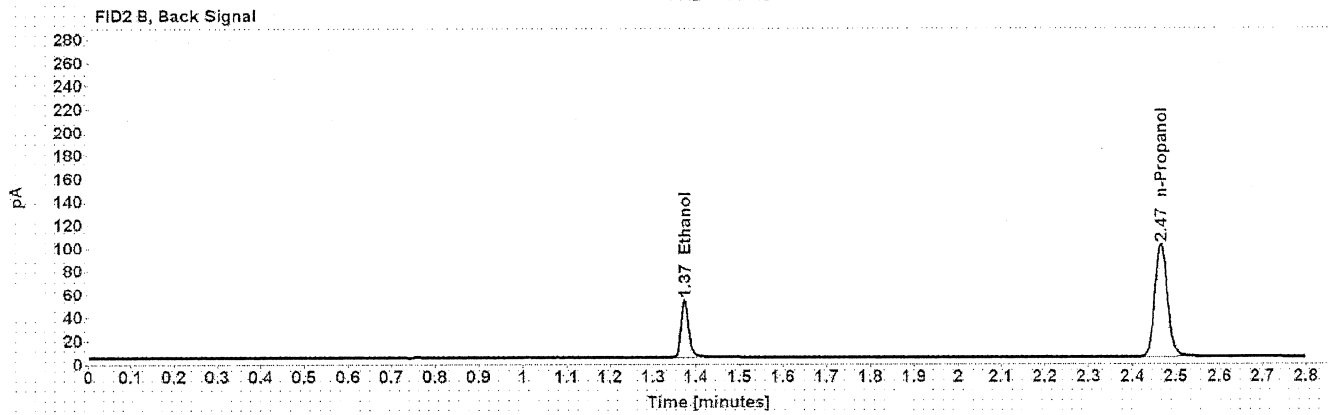
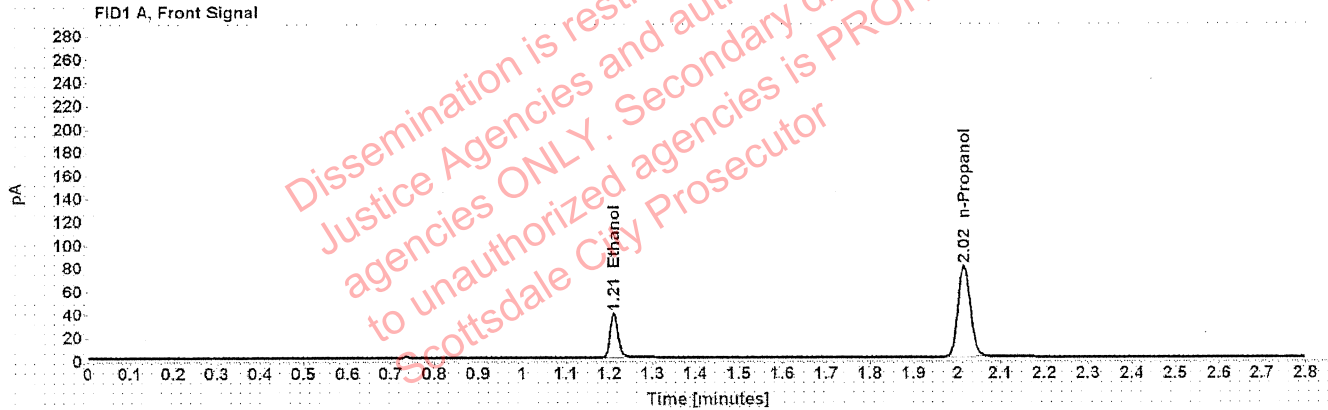


Table 1: FID 1 A (column DB-ALC1)

| Compound | Amount (g/100mL) | Time (min) | Peak Area |
|------------|---------------------|---------------|--------------|
| >Ethanol | 0.0818 | 1.210 | 48.872 |
| n-Propanol | ----- | 2.015 | 157.521 |

Table 2: FID 2 B (column DB-ALC2)

| Compound | Time (min) | Peak Area |
|------------|---------------|--------------|
| Ethanol | 1.374 | 61.365 |
| n-Propanol | 2.466 | 197.078 |

Scottsdale Police Department Crime Lab Volatiles Analysis

| | | | |
|--------------|-------------------------------|-----------------|----------------------|
| Sample: | 20012020-B | Vial: | 31 |
| Description: | 0.080 | LIMS ID: | |
| Method: | ethanol quant.M | Sequence: | 14Jul21 |
| Instrument: | US14173023 CN14160045 | Injection date: | 7/14/2021 4:55:48 PM |
| Data file: | C:\Chem32\1\Data\14Jul21\31.D | Analyst: | Abbott <i>JA</i> |

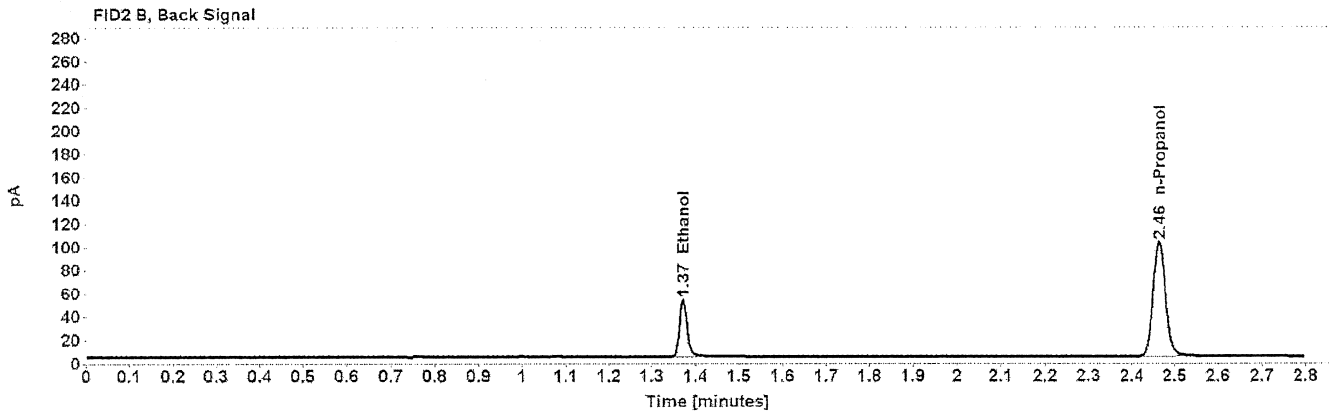
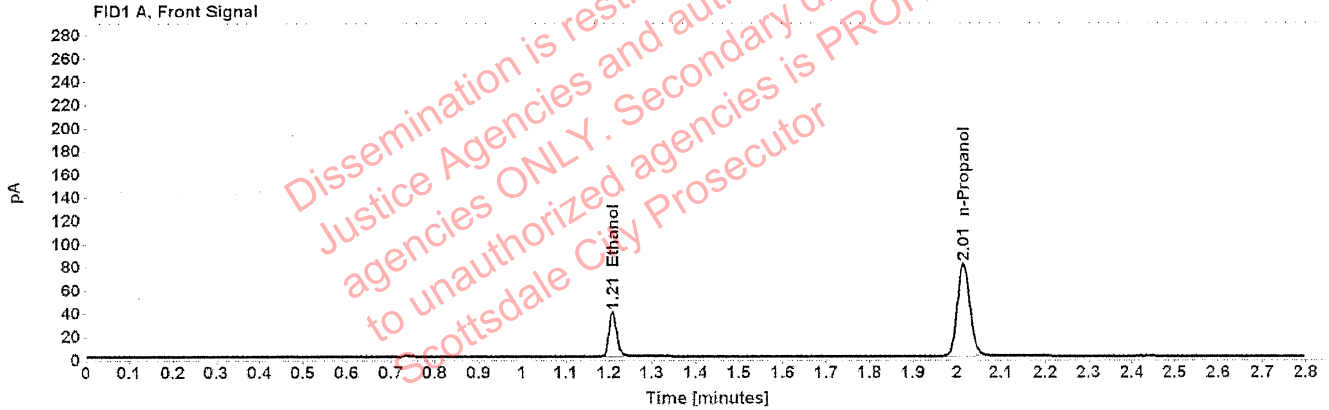


Table 1: FID 1 A (column DB-ALC1)

| Compound | Amount (g/100mL) | Time (min) | Peak Area |
|------------|------------------|------------|-----------|
| >Ethanol | 0.0808 | 1.209 | 49.110 |
| n-Propanol | ----- | 2.014 | 160.211 |

Table 2: FID 2 B (column DB-ALC2)

| Compound | Time (min) | Peak Area |
|------------|------------|-----------|
| Ethanol | 1.371 | 61.504 |
| n-Propanol | 2.464 | 200.503 |

Scottsdale Police Department Crime Lab Volatiles Analysis

| | |
|---|--|
| Sample: 4101018274/9 | Vial: 42 |
| Description: 0.200 | LIMS ID: |
| Method: ethanol quant.M | Sequence: 14Jul21 |
| Instrument: US14173023 CN14160045 | Injection date: 7/14/2021 5:40:02 PM |
| Data file: C:\Chem32\1\Data\14Jul21\42.D | Analyst: Abbott JA |

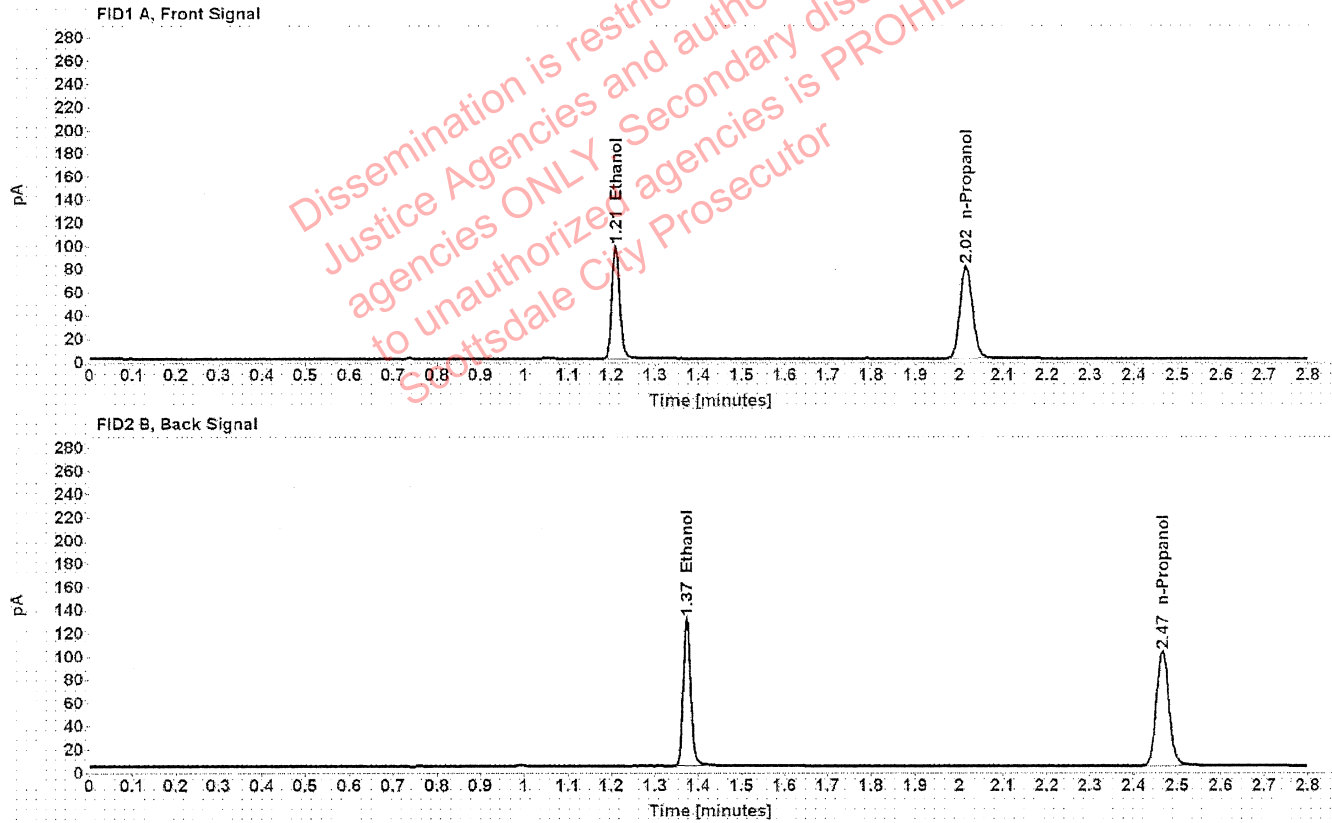


Table 1: FID 1 A (column DB-ALC1)

| Compound | Amount (g/100mL) | Time (min) | Peak Area |
|------------|------------------|------------|-----------|
| >Ethanol | 0.2033 | 1.209 | 124.871 |
| n-Propanol | ----- | 2.015 | 160.083 |

Table 2: FID 2 B (column DB-ALC2)

| Compound | Time (min) | Peak Area |
|------------|------------|-----------|
| Ethanol | 1.373 | 157.477 |
| n-Propanol | 2.466 | 200.288 |

Scottsdale Police Department Crime Lab Volatiles Analysis

| | |
|--|--------------------------------------|
| Sample: 11092018-A | Vial: 53 |
| Description: 0.400 | LIMS ID: |
| Method: ethanol quant.M | Sequence: 14Jul21 |
| Instrument: US14173023 CN14160045 | Injection date: 7/14/2021 6:24:33 PM |
| Data file: C:\Chem32\1\Data\14Jul21\53.D | Analyst: Abbott <i>la</i> |

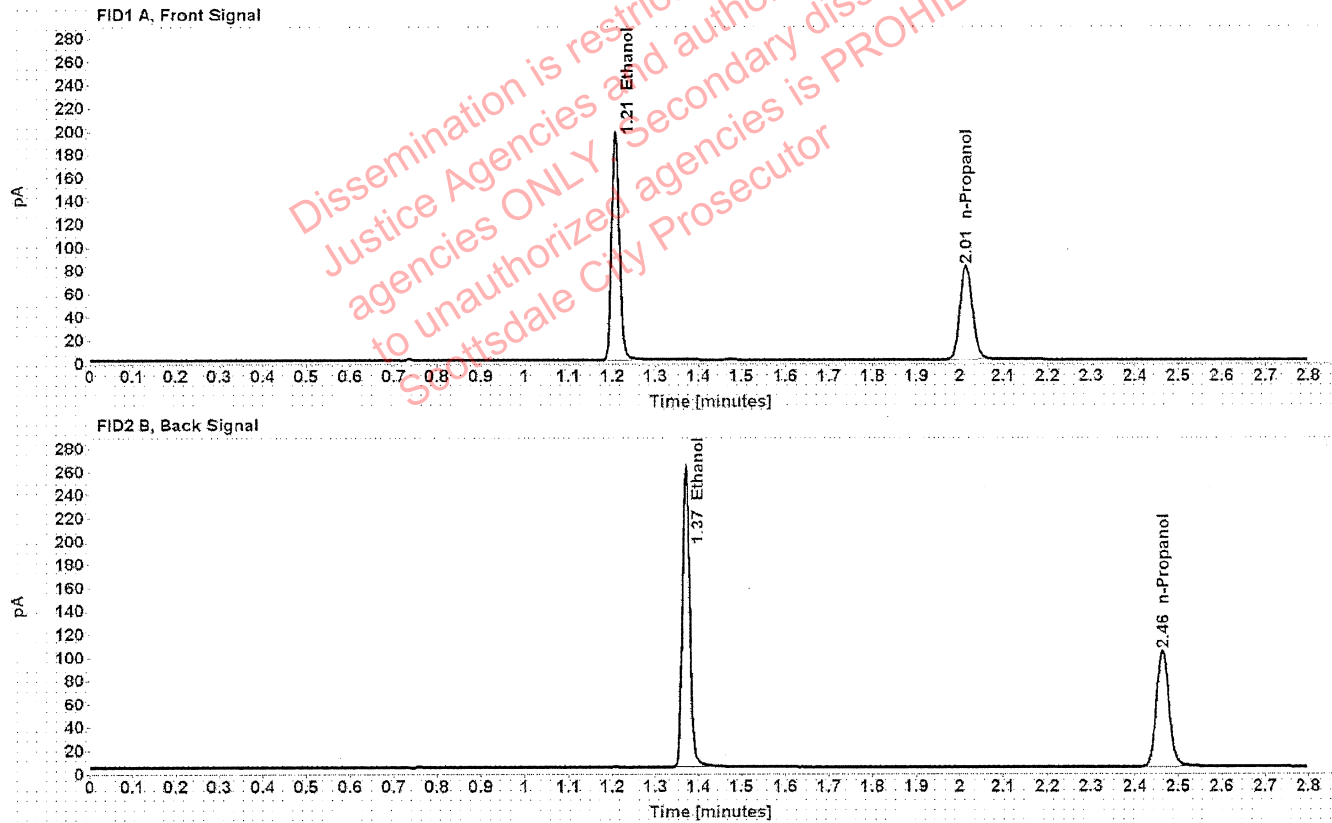


Table 1: FID 1 A (column DB-ALC1)

| Compound | Amount (g/100mL) | Time (min) | Peak Area |
|------------|------------------|------------|-----------|
| >Ethanol | 0.4026 | 1.207 | 250.841 |
| n-Propanol | ----- | 2.014 | 161.827 |

Table 2: FID 2 B (column DB-ALC2)

| Compound | Time (min) | Peak Area |
|------------|------------|-----------|
| Ethanol | 1.371 | 316.895 |
| n-Propanol | 2.464 | 202.818 |

Scottsdale Police Department Crime Lab Volatiles Analysis

| | | | |
|--------------|-------------------------------|-----------------|--|
| Sample: | 14082019-B | Vial: | 54 |
| Description: | 0.040 | LIMS ID: | |
| Method: | ethanol quant.M | Sequence: | 14Jul21 |
| Instrument: | US14173023 CN14160045 | Injection date: | 7/14/2021 6:28:33 PM |
| Data file: | C:\Chem32\1\Data\14Jul21\54.D | Analyst: | Abbott JA |

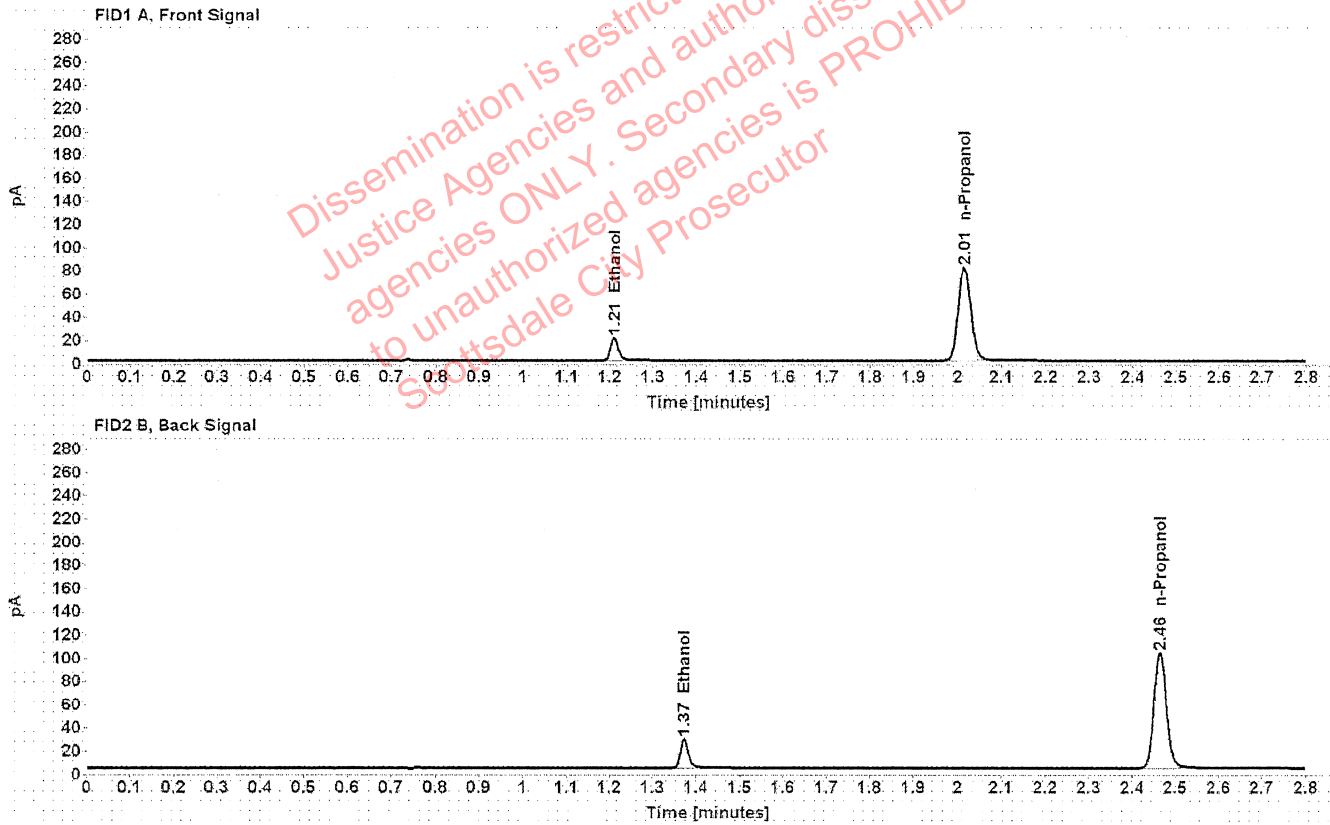


Table 1: FID 1 A (column DB-ALC1)

| Compound | Amount (g/100mL) | Time (min) | Peak Area |
|------------|------------------|------------|-----------|
| >Ethanol | 0.0414 | 1.210 | 24.990 |
| n-Propanol | ----- | 2.015 | 161.772 |

Table 2: FID 2 B (column DB-ALC2)

| Compound | Time (min) | Peak Area |
|------------|------------|-----------|
| Ethanol | 1.373 | 31.397 |
| n-Propanol | 2.465 | 202.732 |

Scottsdale Police Department Crime Lab Volatiles Analysis

| | |
|--|--|
| Sample: 4101018274/9 | Vial: 55 |
| Description: 0.200 | LIMS ID: |
| Method: ethanol quant.M | Sequence: 14Jul21 |
| Instrument: US14173023 CN14160045 | Injection date: 7/14/2021 6:32:47 PM |
| Data file: C:\Chem32\1\Data\14Jul21\55.D | Analyst: Abbott [Signature] |

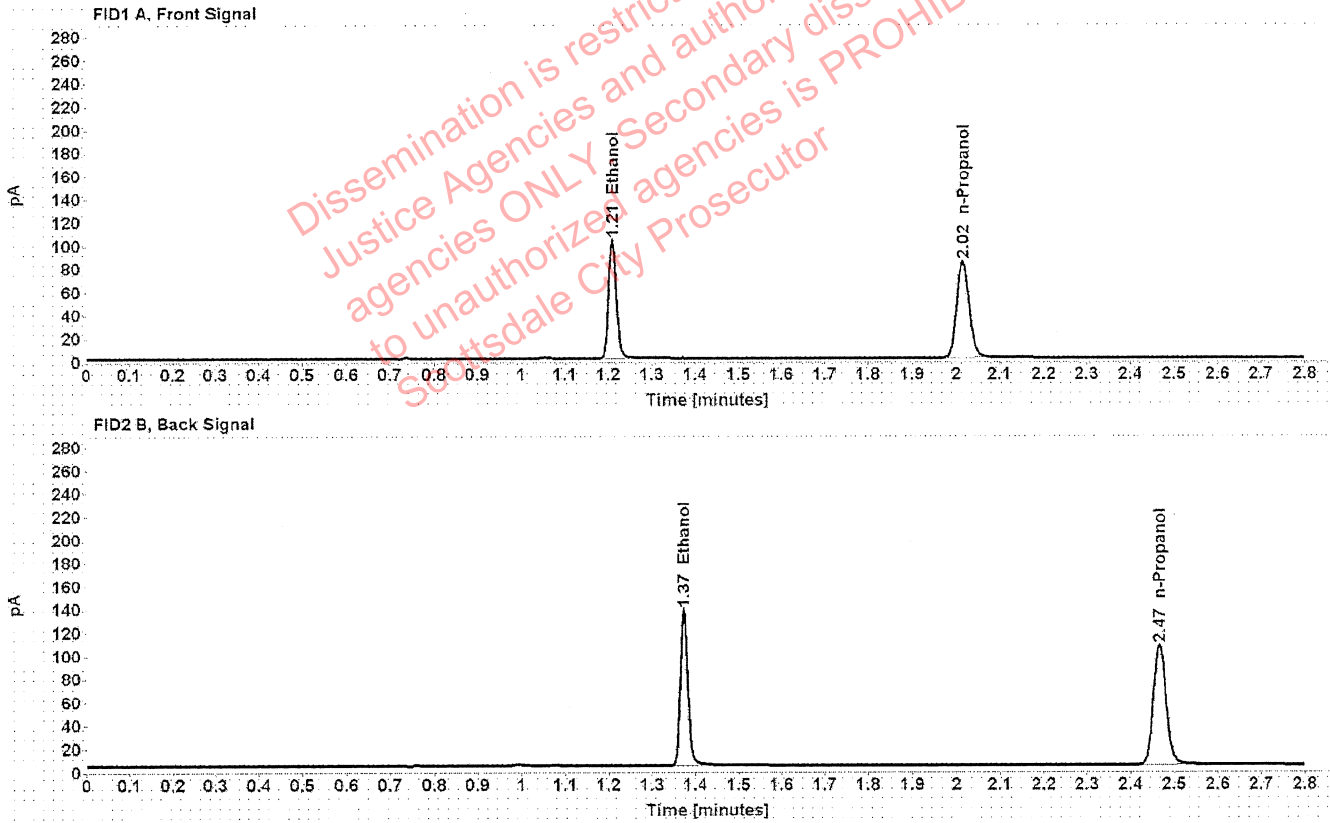


Table 1: FID 1 A (column DB-ALC1)

| Compound | Amount (g/100mL) | Time (min) | Peak Area |
|------------|------------------|------------|-----------|
| >Ethanol | 0.2044 | 1.209 | 130.755 |
| n-Propanol | ----- | 2.016 | 166.759 |

Table 2: FID 2 B (column DB-ALC2)

| Compound | Time (min) | Peak Area |
|------------|------------|-----------|
| Ethanol | 1.373 | 165.189 |
| n-Propanol | 2.466 | 208.896 |

Scottsdale Police Department Crime Lab Volatiles Analysis

| | | | |
|--------------|-------------------------------|-----------------|----------------------|
| Sample: | 111020WB | Vial: | 56 |
| Description: | Negative | LIMS ID: | |
| Method: | ethanol quant.M | Sequence: | 14Jul21 |
| Instrument: | US14173023 CN14160045 | Injection date: | 7/14/2021 6:36:47 PM |
| Data file: | C:\Chem32\1\Data\14Jul21\56.D | Analyst: | Abbott <i>JA</i> |

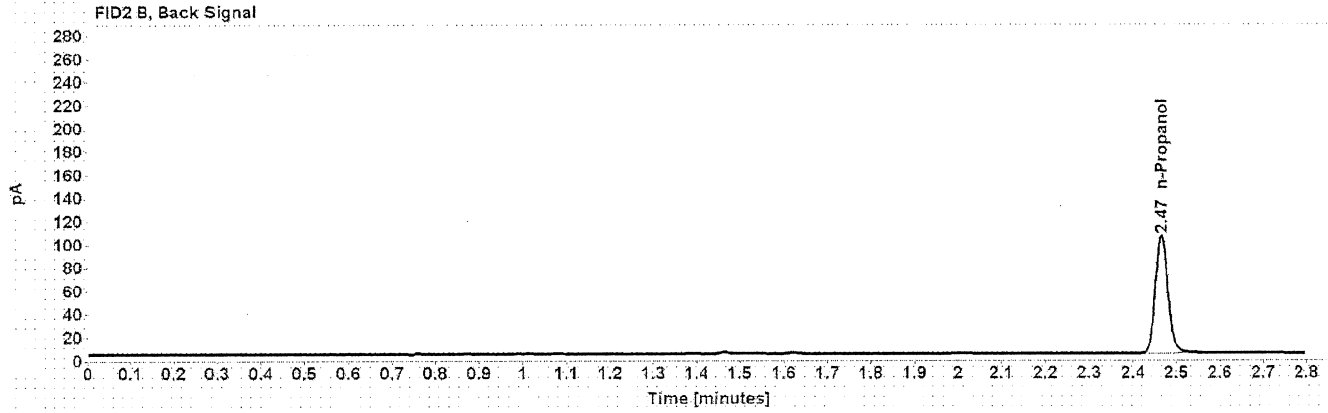
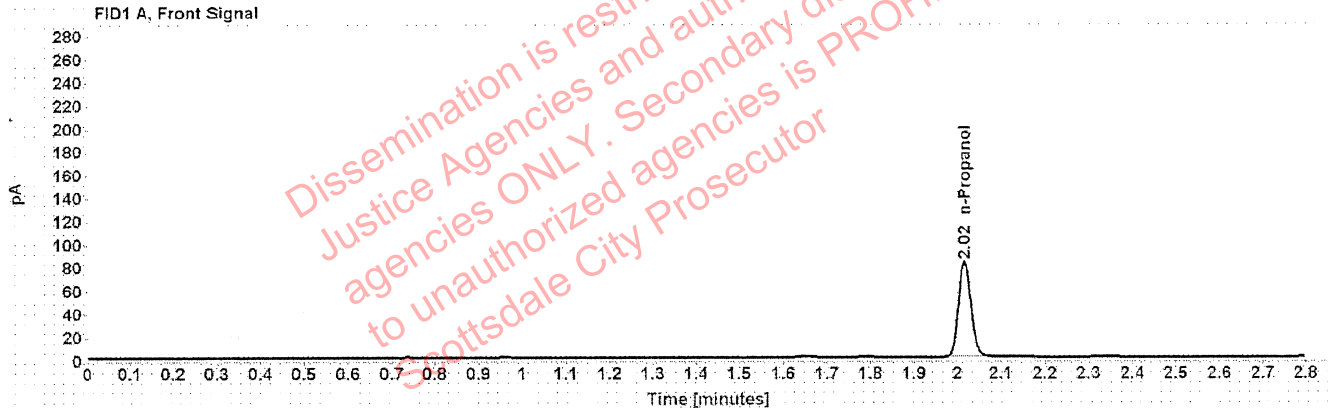


Table 1: FID 1 A (column DB-ALC1)

| Compound | Amount (g/100mL) | Time (min) | Peak Area |
|------------|------------------|------------|-----------|
| n-Propanol | ----- | 2.016 | 164.085 |

Table 2: FID 2 B (column DB-ALC2)

| Compound | Time (min) | Peak Area |
|------------|------------|-----------|
| n-Propanol | 2.466 | 206.241 |

Sequence Summary

Sequence name: 14Jul21 Instrument: US14173023 CN14160045 Analyst: Abbott

| Vial | Sample | Description | Type | LIMS ID | Method |
|------|--------------|------------------|-------------|---------|-----------------|
| 1 | FN06141806 | 0.020 calibrator | Calibration | | ethanol quant.M |
| 2 | FN05311902 | 0.100 calibrator | Calibration | | ethanol quant.M |
| 3 | FN05101903 | 0.200 calibrator | Calibration | | ethanol quant.M |
| 4 | FN10051906 | 0.400 calibrator | Calibration | | ethanol quant.M |
| 5 | 062421AQ | Negative | Control | | ethanol quant.M |
| 6 | 050721MIX | Volatiles mix | Control | | ethanol quant.M |
| 7 | 11092018-A | 0.400 | Control | | ethanol quant.M |
| 8 | 14082019-B | 0.040 | Control | | ethanol quant.M |
| 9 | 4101018274/9 | 0.200 | Control | | ethanol quant.M |
| 10 | 36601AK | | Sample | | ethanol quant.M |
| 11 | 36601AK | | Sample | | ethanol quant.M |
| 12 | 34002SJ | | Sample | | ethanol quant.M |
| 13 | 34002SJ | | Sample | | ethanol quant.M |
| 14 | 32701JD | | Sample | | ethanol quant.M |
| 15 | 32701JD | | Sample | | ethanol quant.M |
| 16 | 33801SH | | Sample | | ethanol quant.M |
| 17 | 33801SH | | Sample | | ethanol quant.M |
| 18 | 38001GF | | Sample | | ethanol quant.M |
| 19 | 38001GF | | Sample | | ethanol quant.M |
| 20 | 20012020-B | 0.080 | Control | | ethanol quant.M |
| 21 | 20001WC | | Sample | | ethanol quant.M |
| 22 | 20001WC | | Sample | | ethanol quant.M |
| 23 | 20001GT | | Sample | | ethanol quant.M |
| 24 | 20001GT | | Sample | | ethanol quant.M |
| 25 | 1379511 | | Sample | | ethanol quant.M |
| 26 | 1379511 | | Sample | | ethanol quant.M |
| 27 | 1354254 | | Sample | | ethanol quant.M |
| 28 | 1354254 | | Sample | | ethanol quant.M |
| 29 | 1354106 | | Sample | | ethanol quant.M |
| 30 | 1354106 | | Sample | | ethanol quant.M |
| 31 | 20012020-B | 0.080 | Control | | ethanol quant.M |
| 32 | 1380469 | | Sample | | ethanol quant.M |
| 33 | 1380469 | | Sample | | ethanol quant.M |
| 34 | 1379051 | | Sample | | ethanol quant.M |
| 35 | 1379051 | | Sample | | ethanol quant.M |
| 36 | 1380017 | | Sample | | ethanol quant.M |
| 37 | 1380017 | | Sample | | ethanol quant.M |
| 38 | 1379852 | | Sample | | ethanol quant.M |
| 39 | 1379852 | | Sample | | ethanol quant.M |
| 40 | 1380141 | | Sample | | ethanol quant.M |
| 41 | 1380141 | | Sample | | ethanol quant.M |
| 42 | 4101018274/9 | 0.200 | Control | | ethanol quant.M |
| 43 | 1380021 | | Sample | | ethanol quant.M |
| 44 | 1380021 | | Sample | | ethanol quant.M |
| 45 | 1380039 | | Sample | | ethanol quant.M |
| 46 | 1380039 | | Sample | | ethanol quant.M |
| 47 | 1380139 | | Sample | | ethanol quant.M |

Dissemination is restricted to Criminal Justice Agencies and authorized agencies ONLY. Second dissemination to unauthorized agencies is PROHIBITED. Scottsdale City Prosecutor

Sequence Summary



| | | | | | |
|----|--------------|------------|---------|--------------|-----------------|
| 48 | 1380139 | | Sample | | ethanol quant.M |
| 49 | 1380055 | | Sample | | ethanol quant.M |
| 50 | 1380055 | | Sample | | ethanol quant.M |
| 51 | 4110320133/2 | ACQ, 0.199 | Sample | verification | ethanol quant.M |
| 52 | 4110320133/2 | ACQ, 0.199 | Sample | verification | ethanol quant.M |
| 53 | 11092018-A | 0.400 | Control | | ethanol quant.M |
| 54 | 14082019-B | 0.040 | Control | | ethanol quant.M |
| 55 | 4101018274/9 | 0.200 | Control | | ethanol quant.M |
| 56 | 111020WB | Negative | Control | | ethanol quant.M |

Dissemination is restricted to Criminal Justice Agencies and authorized agencies ONLY. Secondary dissemination to unauthorized agencies is PROHIBITED.
 Scottsdale City Prosecutor

Scottsdale Police Department Crime Laboratory Summary of Cases

SEQUENCE NAME: 14Jul21

ANALYST: Abbott 

| Vials | Test 1 (g/dL) | Test 2 (g/dL) | Mean (g/dL) | Percent Difference* | Absolute Difference (g/dL)* |
|-------|---------------|---------------|-------------|---------------------|-----------------------------|
| 10 11 | 0.2502 | 0.2504 | 0.25030 | 0.04 | 0.00010 |
| 12 13 | 0.1711 | 0.1690 | 0.17005 | 0.62 | 0.00105 |
| 14 15 | 0.0833 | 0.0839 | 0.08360 | 0.36 | 0.00030 |
| 16 17 | 0.1965 | 0.1958 | 0.19615 | 0.18 | 0.00035 |
| 18 19 | 0.0944 | 0.0946 | 0.09450 | 0.11 | 0.00010 |
| 21 22 | 0.1663 | 0.1661 | 0.16620 | 0.06 | 0.00010 |
| 23 24 | 0.1486 | 0.1484 | 0.14850 | 0.07 | 0.00010 |
| 25 26 | 0.0000 | 0.0000 | 0.00000 | 0.00 | 0.00000 |
| 27 28 | 0.1429 | 0.1421 | 0.14250 | 0.28 | 0.00040 |
| 29 30 | 0.2269 | 0.2263 | 0.22660 | 0.13 | 0.00030 |
| 32 33 | 0.1881 | 0.1869 | 0.18750 | 0.32 | 0.00060 |
| 34 35 | 0.1616 | 0.1616 | 0.16160 | 0.00 | 0.00000 |
| 36 37 | 0.2764 | 0.2733 | 0.27485 | 0.56 | 0.00155 |
| 38 39 | 0.3215 | 0.3202 | 0.32085 | 0.20 | 0.00065 |
| 40 41 | 0.2309 | 0.2308 | 0.23085 | 0.02 | 0.00005 |
| 43 44 | 0.1604 | 0.1603 | 0.16035 | 0.03 | 0.00005 |
| 45 46 | 0.1787 | 0.1795 | 0.17910 | 0.22 | 0.00040 |
| 47 48 | 0.3136 | 0.3177 | 0.31565 | 0.65 | 0.00205 |
| 49 50 | 0.2253 | 0.2251 | 0.22520 | 0.04 | 0.00010 |
| 51 52 | 0.2058 | 0.2037 | 0.20475 | 0.51 | 0.00105 |

*Calculated differences are differences from the mean of the two results.

Scottsdale Police Department Crime Lab Volatiles Analysis

| | | | |
|--------------|-------------------------------|-----------------|----------------------|
| Sample: | 36601AK | Vial: | 10 |
| Description: | [REDACTED] | LIMS ID: | [REDACTED] |
| Method: | ethanol quant.M | Sequence: | 14Jul21 |
| Instrument: | US14173023 CN14160045 | Injection date: | 7/14/2021 3:30:48 PM |
| Data file: | C:\Chem32\1\Data\14Jul21\10.D | Analyst: | Abbott |

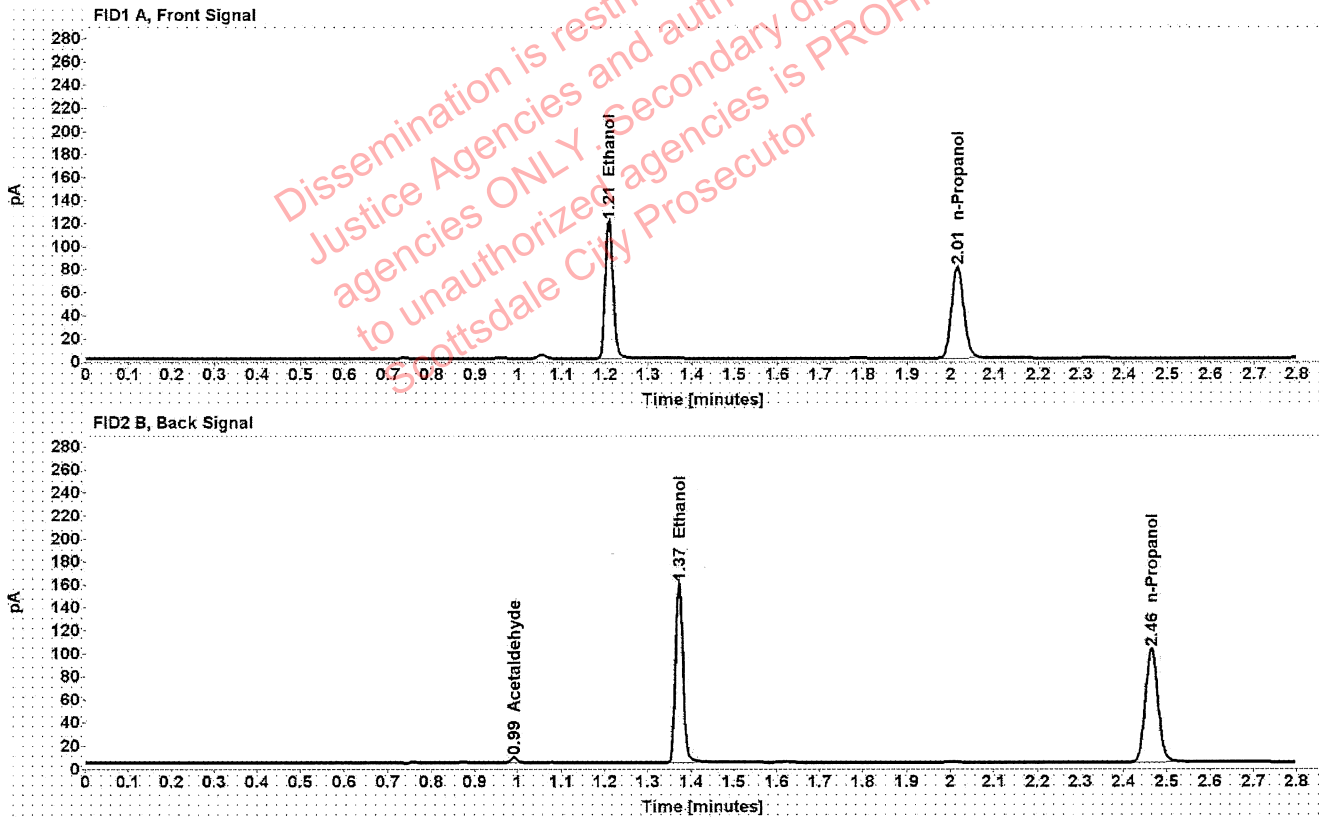


Table 1: FID 1 A (column DB-ALC1)

| Compound | Amount (g/100mL) | Time (min) | Peak Area |
|------------|------------------|------------|-----------|
| >Ethanol | 0.2502 | 1.208 | 152.068 |
| n-Propanol | ----- | 2.015 | 158.214 |

Table 2: FID 2 B (column DB-ALC2)

| Compound | Time (min) | Peak Area |
|--------------|------------|-----------|
| Acetaldehyde | 0.991 | 4.622 |
| Ethanol | 1.372 | 191.210 |
| n-Propanol | 2.464 | 198.521 |

Scottsdale Police Department Crime Lab Volatiles Analysis

| | | | |
|--------------|-------------------------------|-----------------|----------------------|
| Sample: | 36601AK | Vial: | 11 |
| Description: | [REDACTED] | LIMS ID: | [REDACTED] |
| Method: | ethanol quant.M | Sequence: | 14Jul21 |
| Instrument: | US14173023 CN14160045 | Injection date: | 7/14/2021 3:34:48 PM |
| Data file: | C:\Chem32\1\Data\14Jul21\11.D | Analyst: | Abbott |

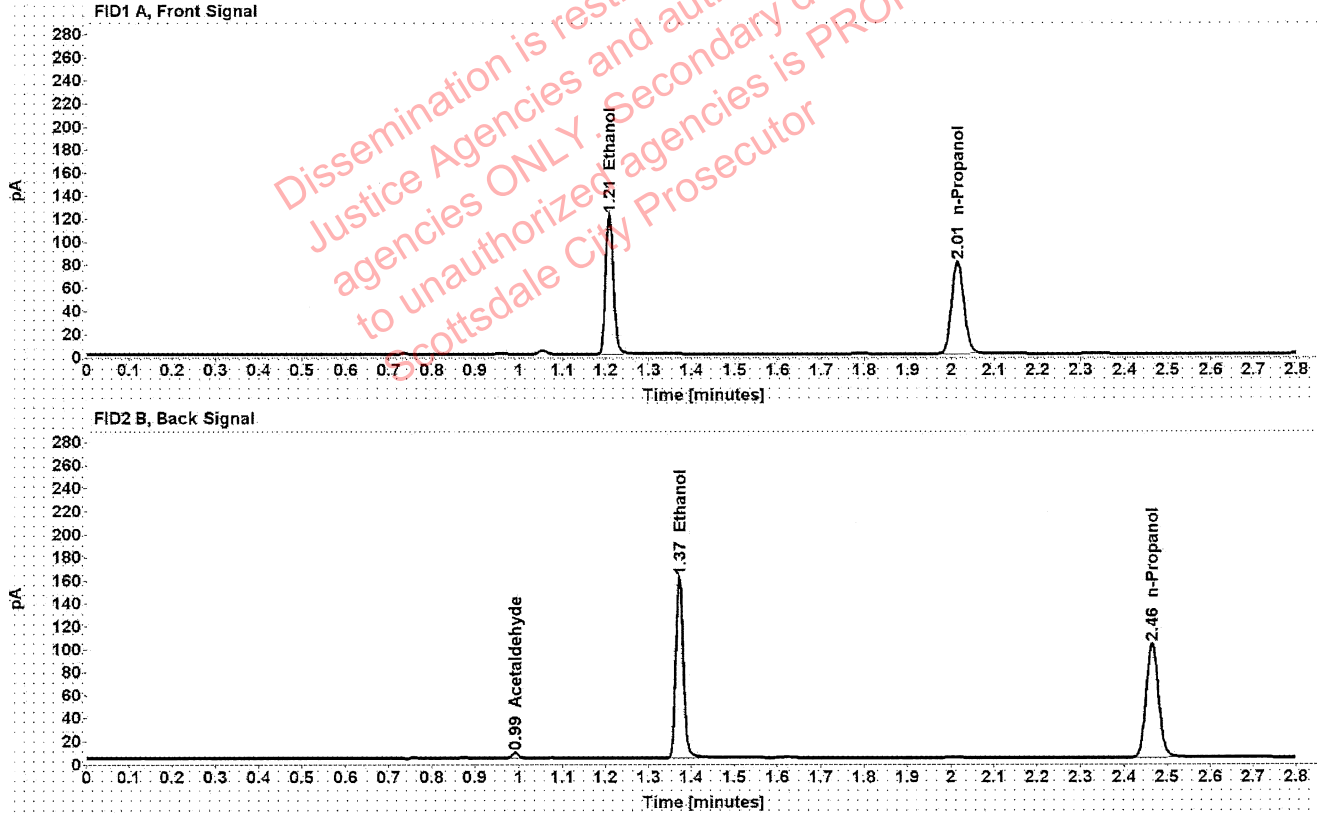


Table 1: FID 1 A (column DB-ALC1)

| Compound | Amount (g/100mL) | Time (min) | Peak Area |
|------------|------------------|------------|-----------|
| >Ethanol | 0.2504 | 1.208 | 153.491 |
| n-Propanol | ----- | 2.015 | 159.557 |

Table 2: FID 2 B (column DB-ALC2)

| Compound | Time (min) | Peak Area |
|--------------|------------|-----------|
| Acetaldehyde | 0.992 | 4.536 |
| Ethanol | 1.372 | 194.923 |
| n-Propanol | 2.465 | 200.452 |

Scottsdale Police Department Crime Lab Volatiles Analysis

| | | | |
|--------------|-------------------------------|-----------------|----------------------|
| Sample: | 34002SJ | Vial: | 12 |
| Description: | [REDACTED] | LIMS ID: | [REDACTED] |
| Method: | ethanol quant.M | Sequence: | 14Jul21 |
| Instrument: | US14173023 CN14160045 | Injection date: | 7/14/2021 3:38:47 PM |
| Data file: | C:\Chem32\1\Data\14Jul21\12.D | Analyst: | Abbott |

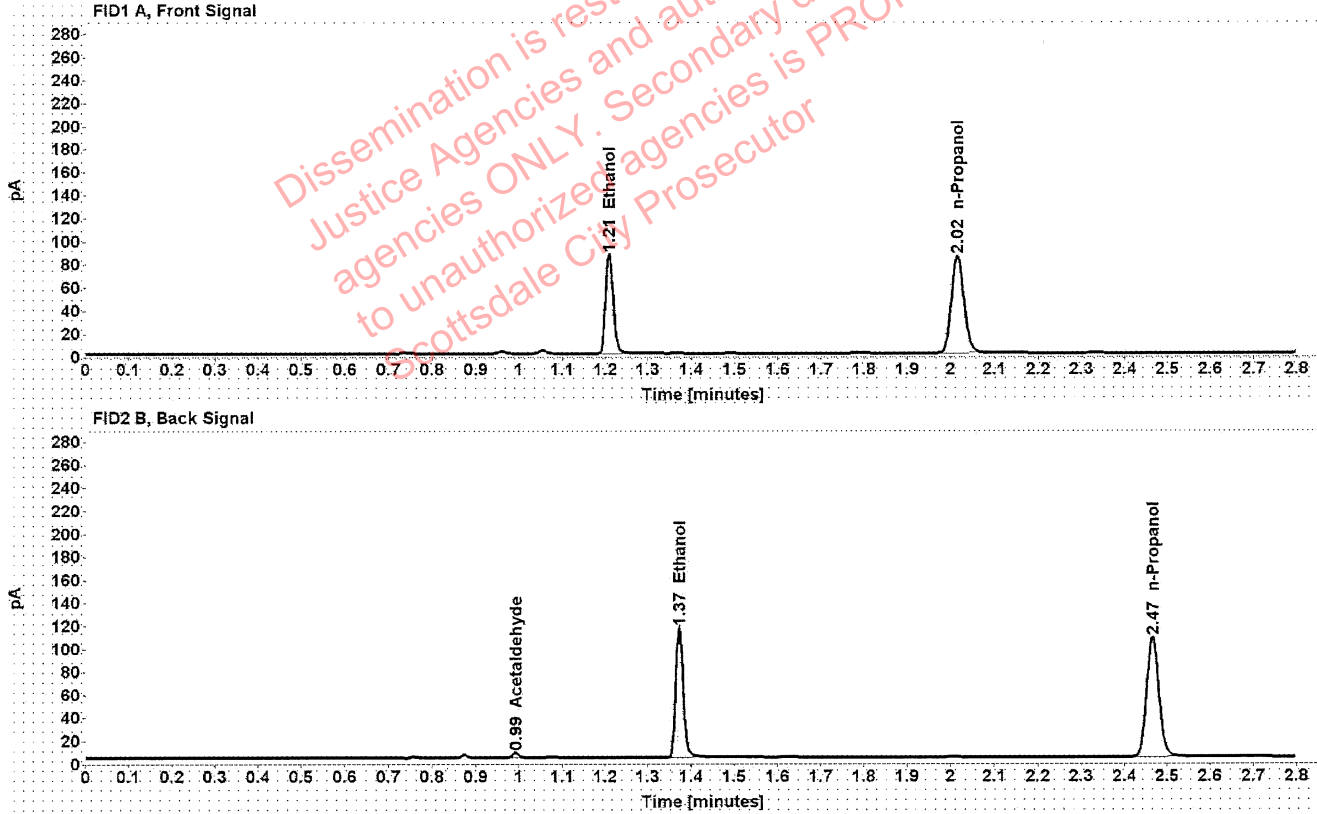


Table 1: FID 1 A (column DB-ALC1)

| Compound | Amount (g/100mL) | Time (min) | Peak Area |
|------------|------------------|------------|-----------|
| >Ethanol | 0.1711 | 1.209 | 110.160 |
| n-Propanol | ----- | 2.015 | 168.112 |

Table 2: FID 2 B (column DB-ALC2)

| Compound | Time (min) | Peak Area |
|--------------|------------|-----------|
| Acetaldehyde | 0.992 | 3.961 |
| Ethanol | 1.373 | 138.338 |
| n-Propanol | 2.466 | 210.996 |

Scottsdale Police Department Crime Lab Volatiles Analysis

| | | | |
|--------------|-------------------------------|-----------------|----------------------|
| Sample: | 34002SJ | Vial: | 13 |
| Description: | [REDACTED] | LIMS ID: | [REDACTED] |
| Method: | ethanol quant.M | Sequence: | 14Jul21 |
| Instrument: | US14173023 CN14160045 | Injection date: | 7/14/2021 3:43:02 PM |
| Data file: | C:\Chem32\1\Data\14Jul21\13.D | Analyst: | Abbott |

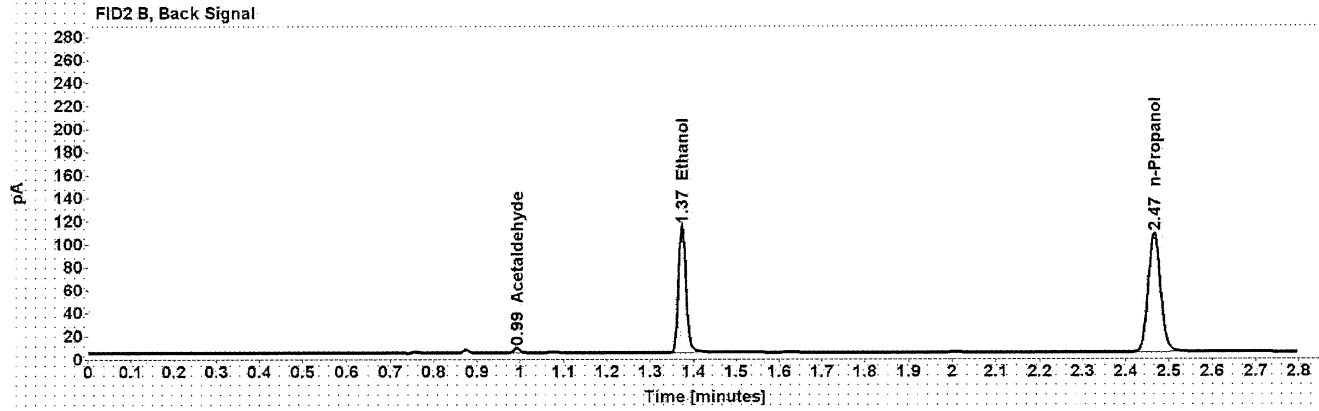
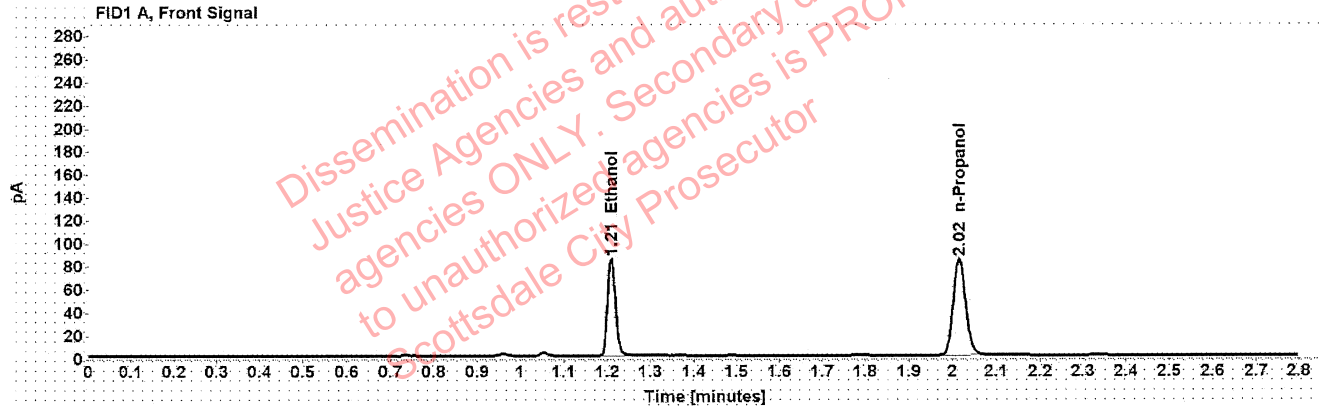


Table 1: FID 1 A (column DB-ALC1)

| Compound | Amount (g/100mL) | Time (min) | Peak Area |
|------------|------------------|------------|-----------|
| >Ethanol | 0.1690 | 1.209 | 108.142 |
| n-Propanol | ----- | 2.015 | 167.064 |

Table 2: FID 2 B (column DB-ALC2)

| Compound | Time (min) | Peak Area |
|--------------|------------|-----------|
| Acetaldehyde | 0.992 | 3.917 |
| Ethanol | 1.373 | 135.515 |
| n-Propanol | 2.466 | 209.551 |

Scottsdale Police Department Crime Lab Volatiles Analysis

| | | | |
|--------------|-------------------------------|-----------------|----------------------|
| Sample: | 32701JD | Vial: | 14 |
| Description: | [REDACTED] | LIMS ID: | [REDACTED] |
| Method: | ethanol quant.M | Sequence: | 14Jul21 |
| Instrument: | US14173023 CN14160045 | Injection date: | 7/14/2021 3:47:02 PM |
| Data file: | C:\Chem32\1\Data\14Jul21\14.D | Analyst: | Abbott |

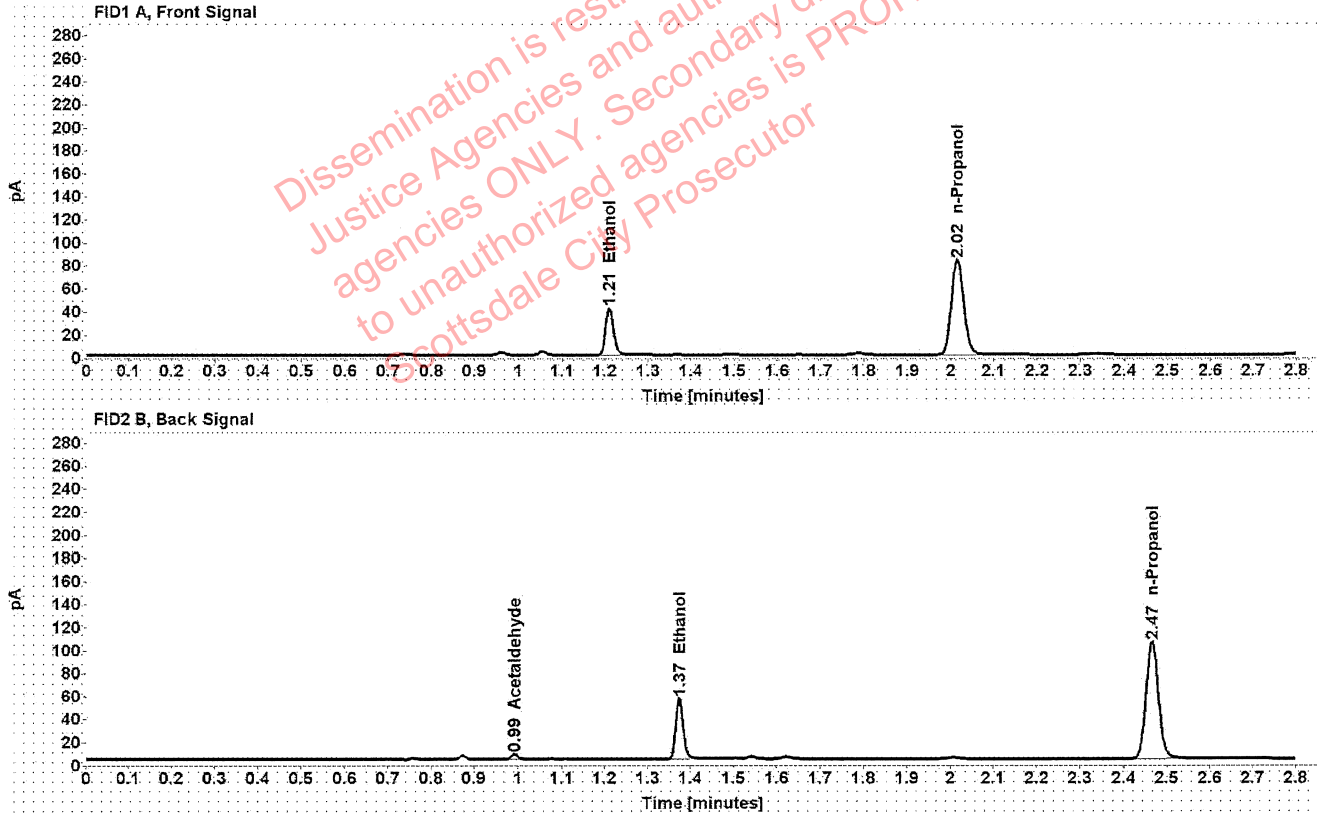


Table 1: FID 1 A (column DB-ALC1)

| Compound | Amount (g/100mL) | Time (min) | Peak Area |
|------------|------------------|------------|-----------|
| >Ethanol | 0.0833 | 1.210 | 52.192 |
| n-Propanol | ----- | 2.015 | 165.130 |

Table 2: FID 2 B (column DB-ALC2)

| Compound | Time (min) | Peak Area |
|--------------|------------|-----------|
| Acetaldehyde | 0.992 | 4.088 |
| Ethanol | 1.374 | 65.209 |
| n-Propanol | 2.466 | 206.190 |

Scottsdale Police Department Crime Lab Volatiles Analysis

| | | | |
|--------------|-------------------------------|-----------------|----------------------|
| Sample: | 32701JD | Vial: | 15 |
| Description: | [REDACTED] | LIMS ID: | [REDACTED] |
| Method: | ethanol quant.M | Sequence: | 14Jul21 |
| Instrument: | US14173023 CN14160045 | Injection date: | 7/14/2021 3:51:02 PM |
| Data file: | C:\Chem32\1\Data\14Jul21\15.D | Analyst: | Abbott |

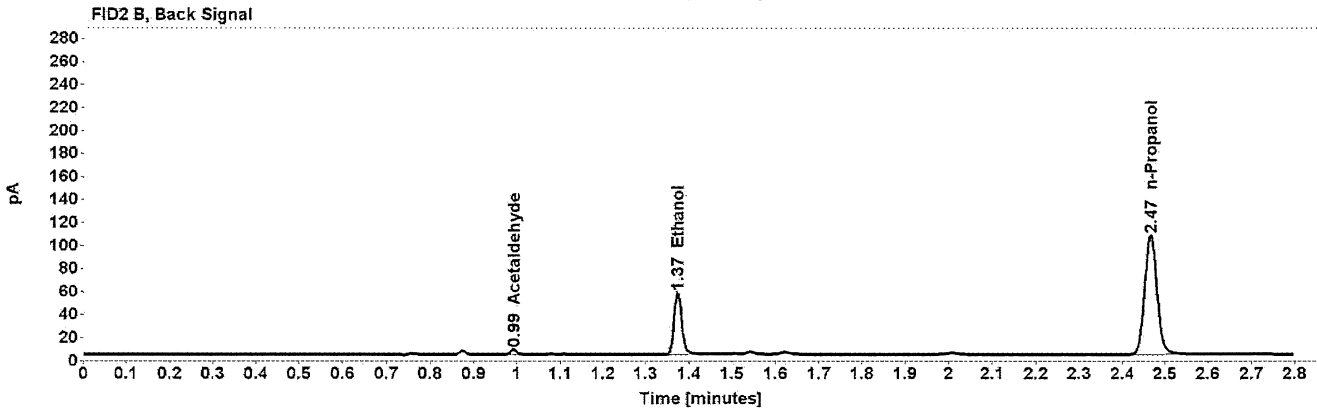
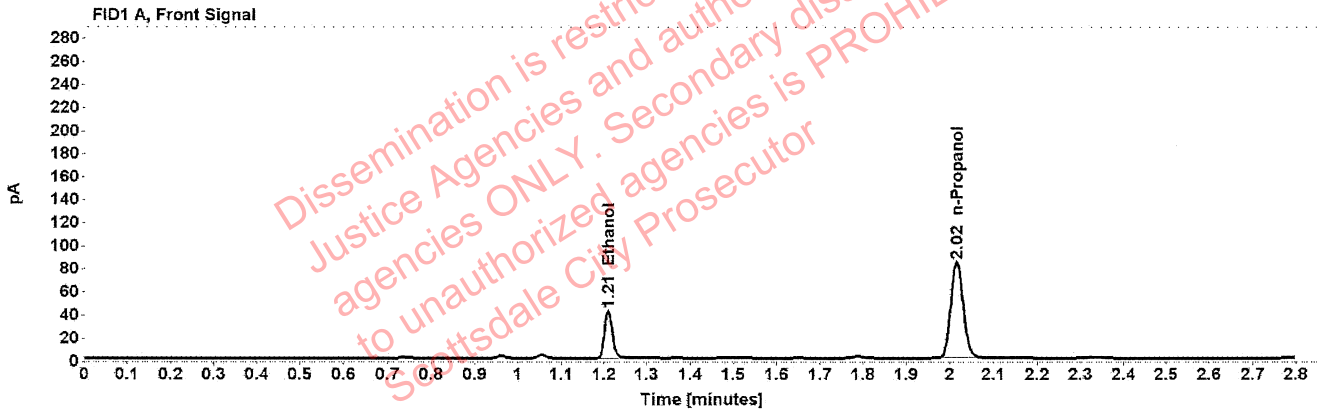


Table 1: FID 1 A (column DB-ALC1)

| Compound | Amount (g/100mL) | Time (min) | Peak Area |
|------------|------------------|------------|-----------|
| >Ethanol | 0.0839 | 1.210 | 52.905 |
| n-Propanol | ----- | 2.015 | 166.147 |

Table 2: FID 2 B (column DB-ALC2)

| Compound | Time (min) | Peak Area |
|--------------|------------|-----------|
| Acetaldehyde | 0.992 | 4.116 |
| Ethanol | 1.374 | 66.151 |
| n-Propanol | 2.466 | 208.987 |

Scottsdale Police Department Crime Lab Volatiles Analysis

| | | | |
|--------------|-------------------------------|-----------------|----------------------|
| Sample: | 33801SH | Vial: | 16 |
| Description: | [REDACTED] | LIMS ID: | [REDACTED] |
| Method: | ethanol quant.M | Sequence: | 14Jul21 |
| Instrument: | US14173023 CN14160045 | Injection date: | 7/14/2021 3:55:03 PM |
| Data file: | C:\Chem32\1\Data\14Jul21\16.D | Analyst: | Abbott |

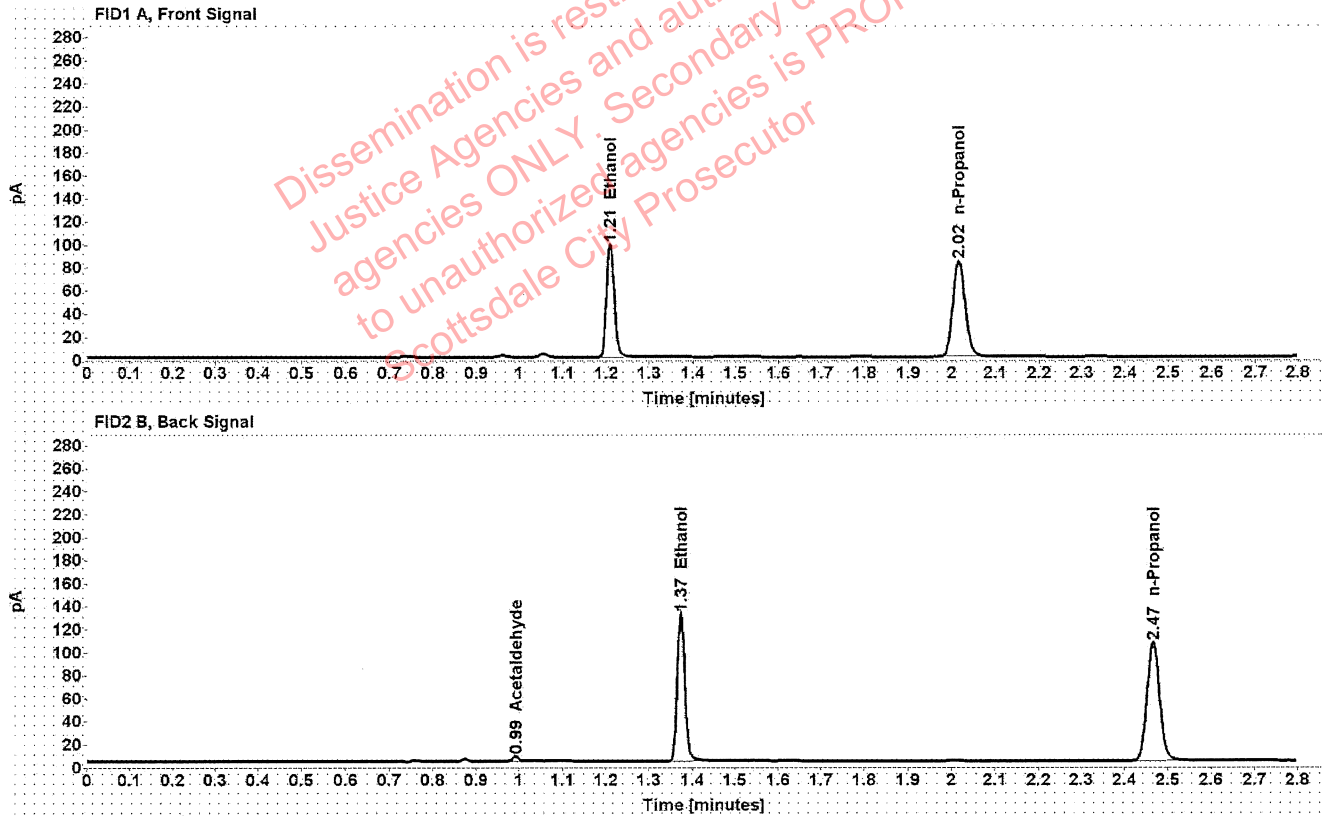


Table 1: FID 1 A (column DB-ALC1)

| Compound | Amount (g/100mL) | Time (min) | Peak Area |
|------------|------------------|------------|-----------|
| >Ethanol | 0.1965 | 1.209 | 125.267 |
| n-Propanol | ----- | 2.015 | 166.260 |

Table 2: FID 2 B (column DB-ALC2)

| Compound | Time (min) | Peak Area |
|--------------|------------|-----------|
| Acetaldehyde | 0.992 | 3.947 |
| Ethanol | 1.373 | 157.399 |
| n-Propanol | 2.466 | 207.973 |

Scottsdale Police Department Crime Lab Volatiles Analysis

| | | | |
|--------------|-------------------------------|-----------------|----------------------|
| Sample: | 33801SH | Vial: | 17 |
| Description: | [REDACTED] | LIMS ID: | [REDACTED] |
| Method: | ethanol quant.M | Sequence: | 14Jul21 |
| Instrument: | US14173023 CN14160045 | Injection date: | 7/14/2021 3:59:04 PM |
| Data file: | C:\Chem32\1\Data\14Jul21\17.D | Analyst: | Abbott |

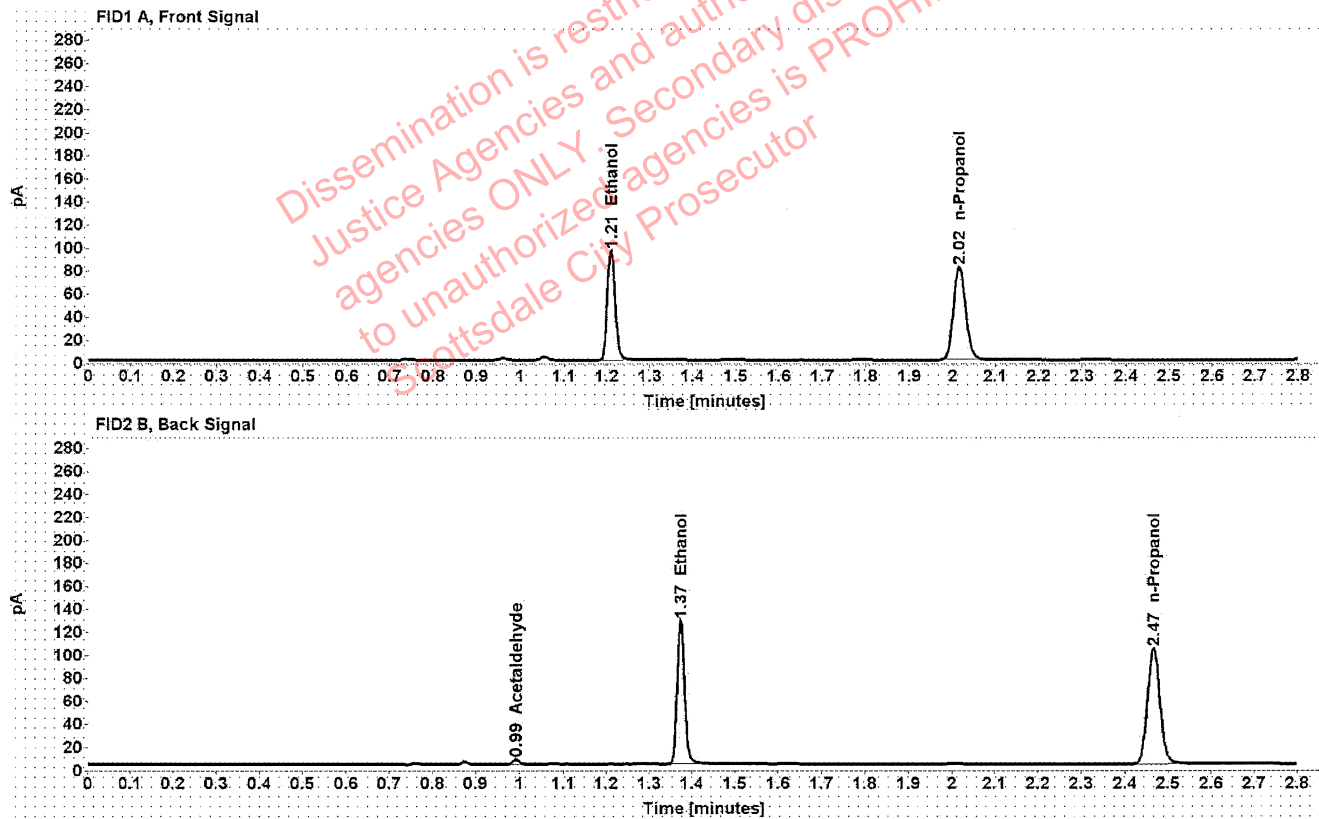


Table 1: FID 1 A (column DB-ALC1)

| Compound | Amount (g/100mL) | Time (min) | Peak Area |
|------------|------------------|------------|-----------|
| >Ethanol | 0.1958 | 1.209 | 121.894 |
| n-Propanol | ----- | 2.015 | 162.337 |

Table 2: FID 2 B (column DB-ALC2)

| Compound | Time (min) | Peak Area |
|--------------|------------|-----------|
| Acetaldehyde | 0.992 | 3.847 |
| Ethanol | 1.373 | 153.529 |
| n-Propanol | 2.466 | 203.267 |

Scottsdale Police Department Crime Lab Volatiles Analysis

| | | | |
|--------------|-------------------------------|-----------------|----------------------|
| Sample: | 38001GF | Vial: | 18 |
| Description: | [REDACTED] | LIMS ID: | [REDACTED] |
| Method: | ethanol quant.M | Sequence: | 14Jul21 |
| Instrument: | US14173023 CN14160045 | Injection date: | 7/14/2021 4:03:02 PM |
| Data file: | C:\Chem32\1\Data\14Jul21\18.D | Analyst: | Abbott |

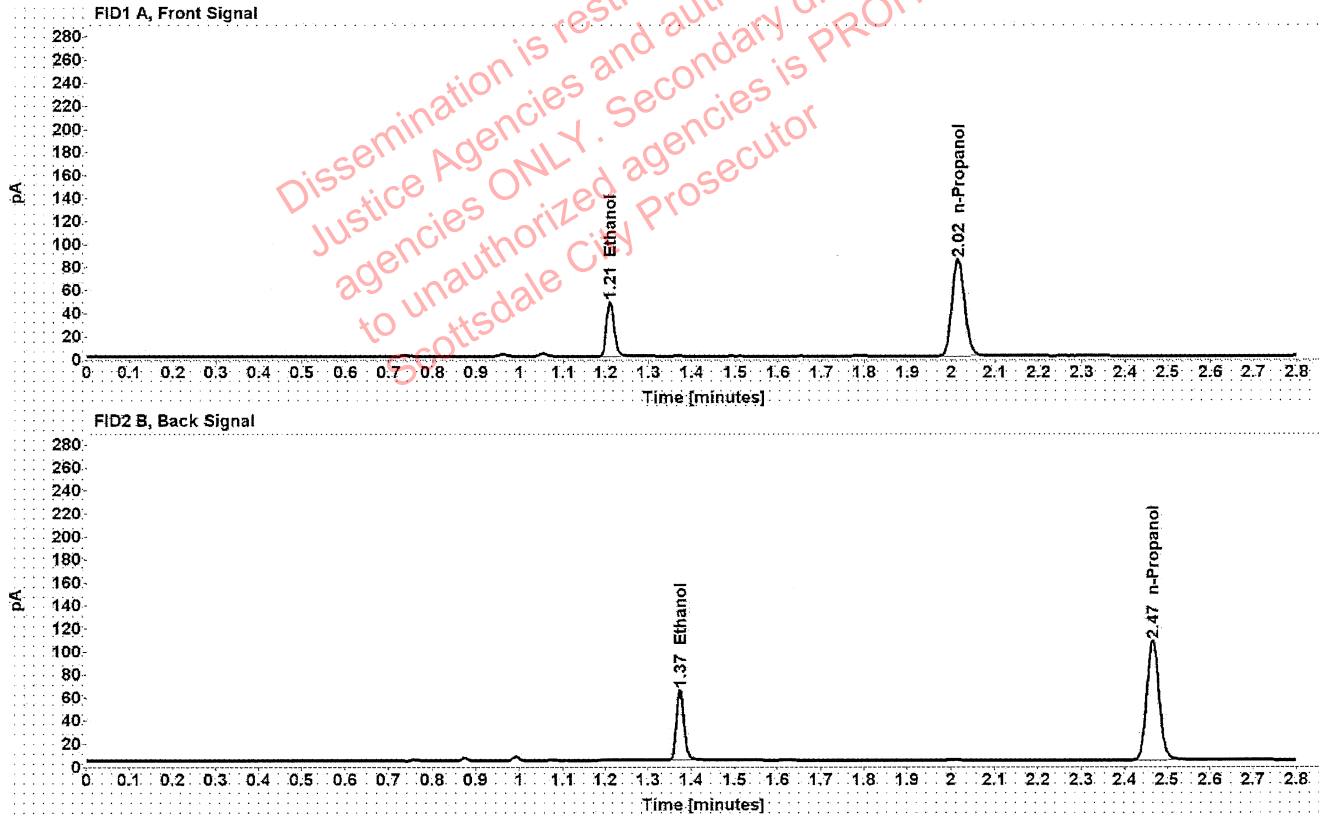


Table 1: FID 1 A (column DB-ALC1)

| Compound | Amount (g/100mL) | Time (min) | Peak Area |
|------------|------------------|------------|-----------|
| >Ethanol | 0.0944 | 1.210 | 60.231 |
| n-Propanol | ----- | 2.016 | 167.648 |

Table 2: FID 2 B (column DB-ALC2)

| Compound | Time (min) | Peak Area |
|------------|------------|-----------|
| Ethanol | 1.374 | 75.227 |
| n-Propanol | 2.466 | 210.111 |

Scottsdale Police Department Crime Lab Volatiles Analysis

| | | | |
|--------------|-------------------------------|-----------------|----------------------|
| Sample: | 38001GF | Vial: | 19 |
| Description: | [REDACTED] | LIMS ID: | [REDACTED] |
| Method: | ethanol quant.M | Sequence: | 14Jul21 |
| Instrument: | US14173023 CN14160045 | Injection date: | 7/14/2021 4:07:17 PM |
| Data file: | C:\Chem32\1\Data\14Jul21\19.D | Analyst: | Abbott |

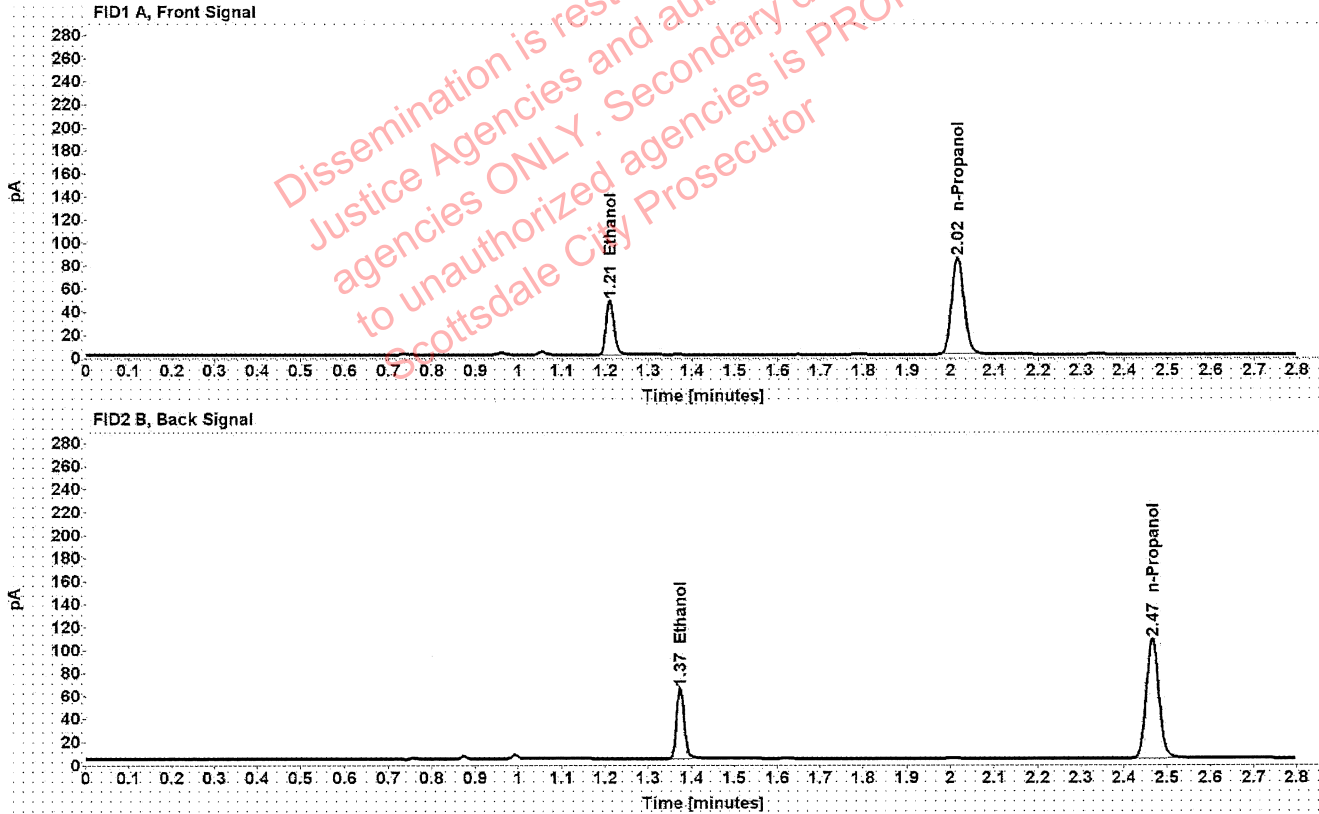


Table 1: FID 1 A (column DB-ALC1)

| Compound | Amount (g/100mL) | Time (min) | Peak Area |
|------------|------------------|------------|-----------|
| >Ethanol | 0.0946 | 1.210 | 60.579 |
| n-Propanol | ----- | 2.015 | 168.277 |

Table 2: FID 2 B (column DB-ALC2)

| Compound | Time (min) | Peak Area |
|------------|------------|-----------|
| Ethanol | 1.374 | 75.612 |
| n-Propanol | 2.466 | 210.634 |

Scottsdale Police Department Crime Lab Volatiles Analysis

| | | | |
|--------------|-------------------------------|-----------------|----------------------|
| Sample: | 20001WC | Vial: | 21 |
| Description: | [REDACTED] | LIMS ID: | [REDACTED] |
| Method: | ethanol quant.M | Sequence: | 14Jul21 |
| Instrument: | US14173023 CN14160045 | Injection date: | 7/14/2021 4:15:17 PM |
| Data file: | C:\Chem32\1\Data\14Jul21\21.D | Analyst: | Abbott |

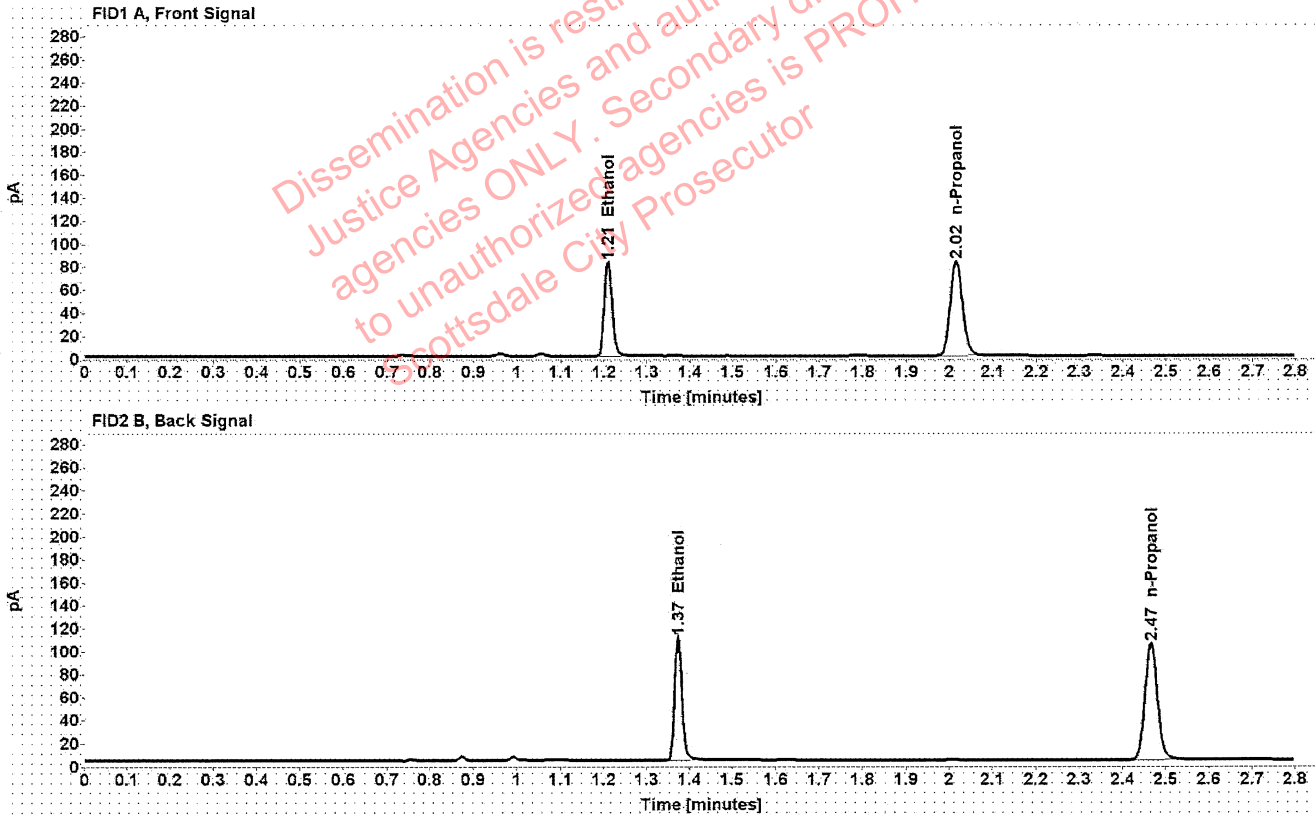


Table 1: FID 1 A (column DB-ALC1)

| Compound | Amount (g/100mL) | Time (min) | Peak Area |
|------------|------------------|------------|-----------|
| >Ethanol | 0.1663 | 1.209 | 104.525 |
| n-Propanol | ----- | 2.015 | 164.121 |

Table 2: FID 2 B (column DB-ALC2)

| Compound | Time (min) | Peak Area |
|------------|------------|-----------|
| Ethanol | 1.373 | 131.128 |
| n-Propanol | 2.466 | 205.181 |

Scottsdale Police Department Crime Lab Volatiles Analysis

| | | | |
|--------------|-------------------------------|-----------------|----------------------|
| Sample: | 20001WC | Vial: | 22 |
| Description: | [REDACTED] | LIMS ID: | [REDACTED] |
| Method: | ethanol quant.M | Sequence: | 14Jul21 |
| Instrument: | US14173023 CN14160045 | Injection date: | 7/14/2021 4:19:18 PM |
| Data file: | C:\Chem32\1\Data\14Jul21\22.D | Analyst: | Abbott |

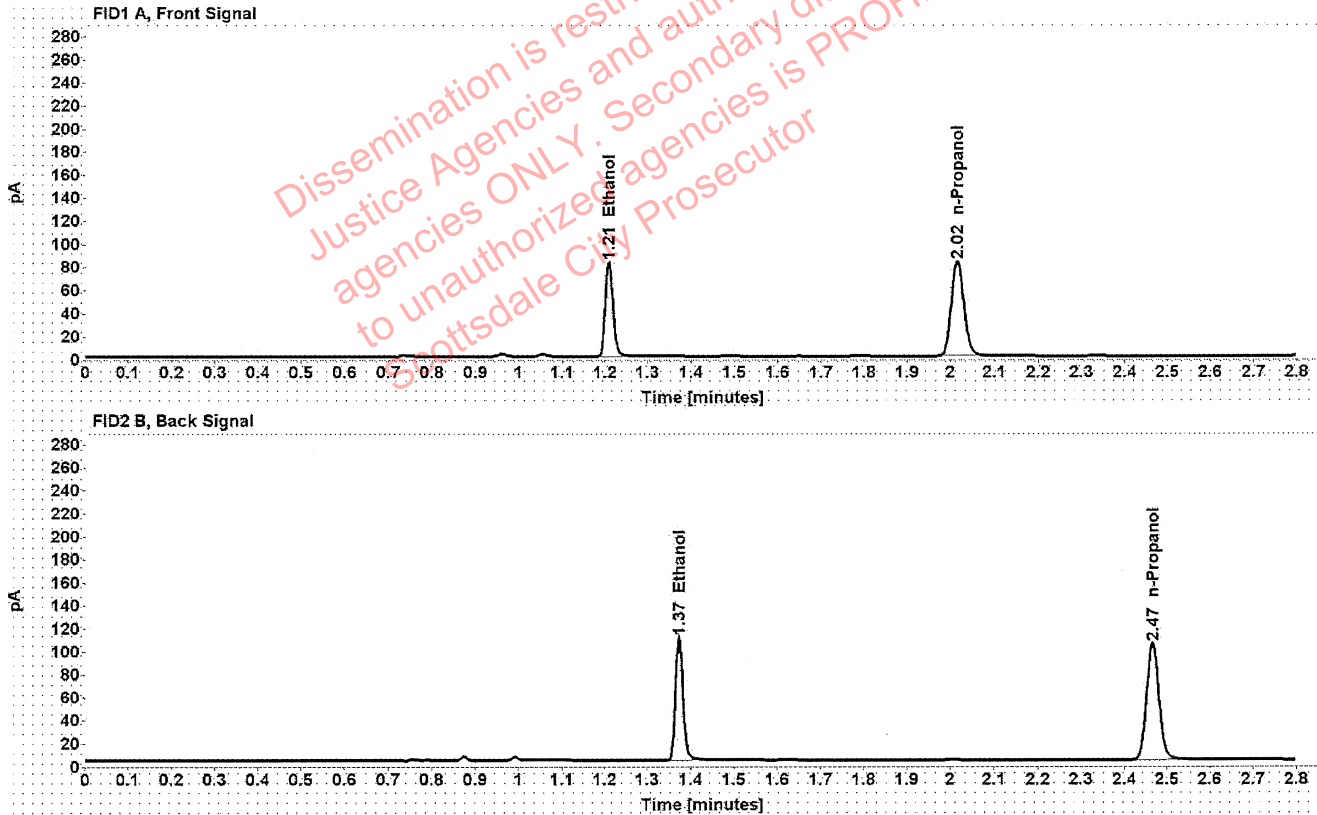


Table 1: FID 1 A (column DB-ALC1)

| Compound | Amount (g/100mL) | Time (min) | Peak Area |
|------------|------------------|------------|-----------|
| >Ethanol | 0.1661 | 1.209 | 104.541 |
| n-Propanol | ----- | 2.015 | 164.339 |

Table 2: FID 2 B (column DB-ALC2)

| Compound | Time (min) | Peak Area |
|------------|------------|-----------|
| Ethanol | 1.373 | 131.226 |
| n-Propanol | 2.466 | 205.455 |

Scottsdale Police Department Crime Lab Volatiles Analysis

| | | | |
|--------------|-------------------------------|-----------------|----------------------|
| Sample: | 20001GT | Vial: | 23 |
| Description: | | LIMS ID: | |
| Method: | ethanol quant.M | Sequence: | 14Jul21 |
| Instrument: | US14173023 CN14160045 | Injection date: | 7/14/2021 4:23:17 PM |
| Data file: | C:\Chem32\1\Data\14Jul21\23.D | Analyst: | Abbott |

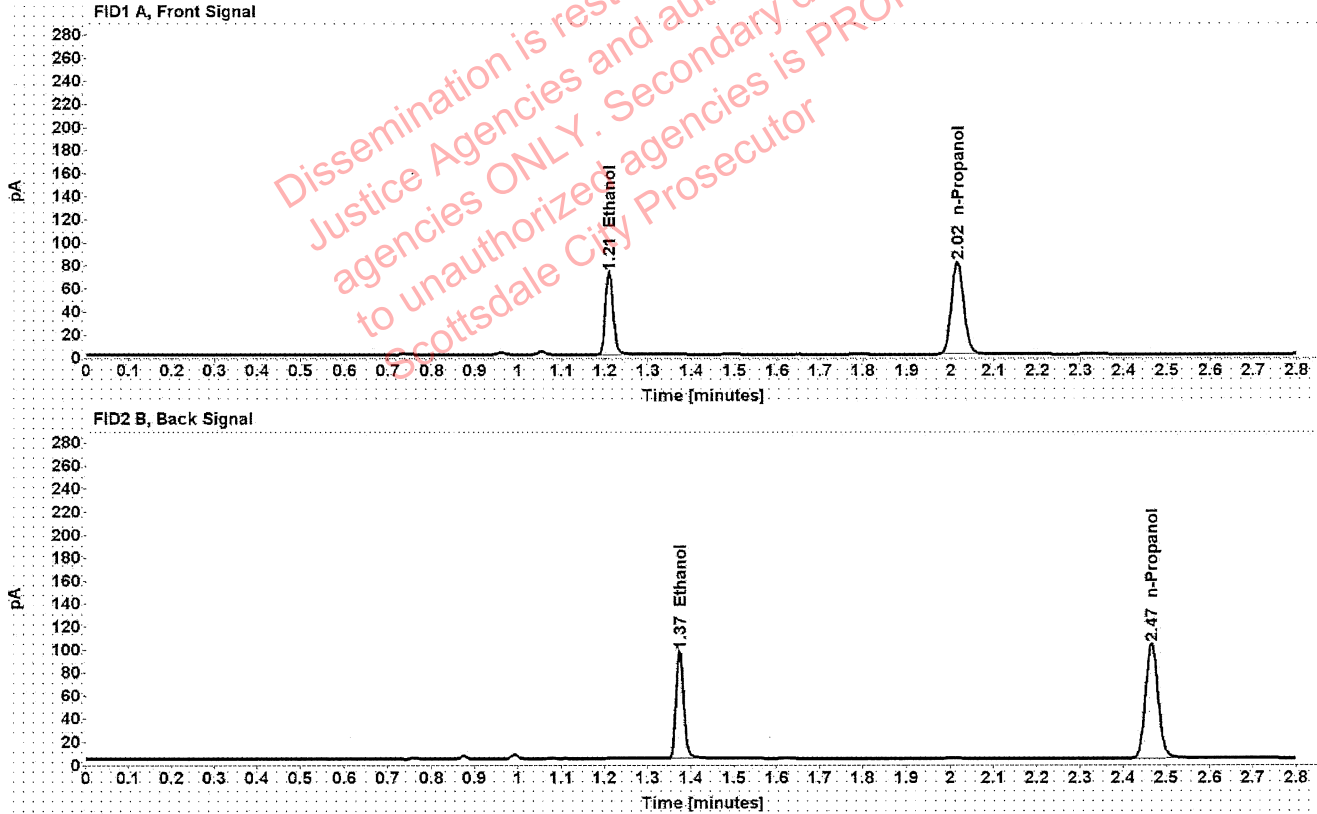


Table 1: FID 1 A (column DB-ALC1)

| Compound | Amount (g/100mL) | Time (min) | Peak Area |
|------------|------------------|------------|-----------|
| >Ethanol | 0.1486 | 1.210 | 91.311 |
| n-Propanol | ----- | 2.016 | 160.587 |

Table 2: FID 2 B (column DB-ALC2)

| Compound | Time (min) | Peak Area |
|------------|------------|-----------|
| Ethanol | 1.374 | 114.407 |
| n-Propanol | 2.466 | 200.963 |

Scottsdale Police Department Crime Lab Volatiles Analysis

| | | | |
|--------------|-------------------------------|-----------------|----------------------|
| Sample: | 20001GT | Vial: | 24 |
| Description: | [REDACTED] | LIMS ID: | [REDACTED] |
| Method: | ethanol quant.M | Sequence: | 14Jul21 |
| Instrument: | US14173023 CN14160045 | Injection date: | 7/14/2021 4:27:18 PM |
| Data file: | C:\Chem32\1\Data\14Jul21\24.D | Analyst: | Abbott |

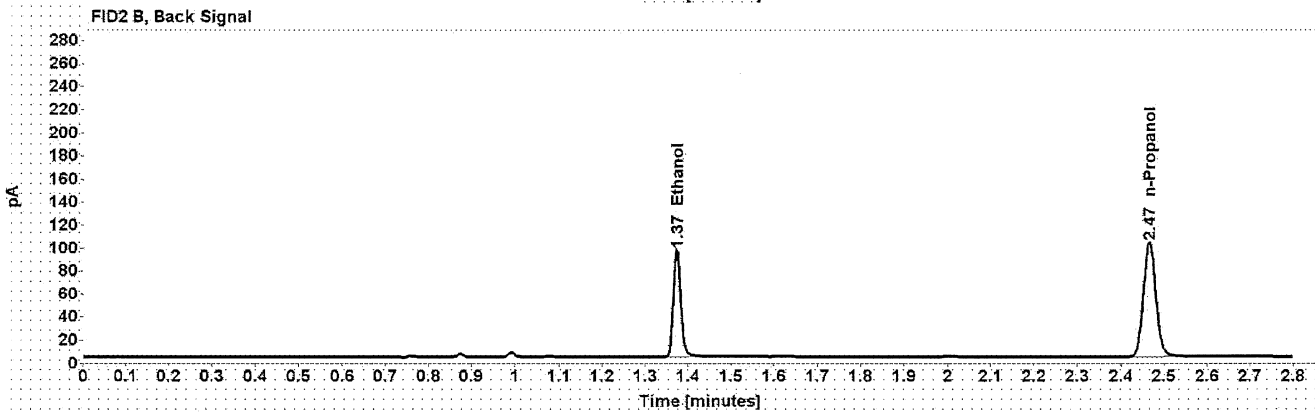
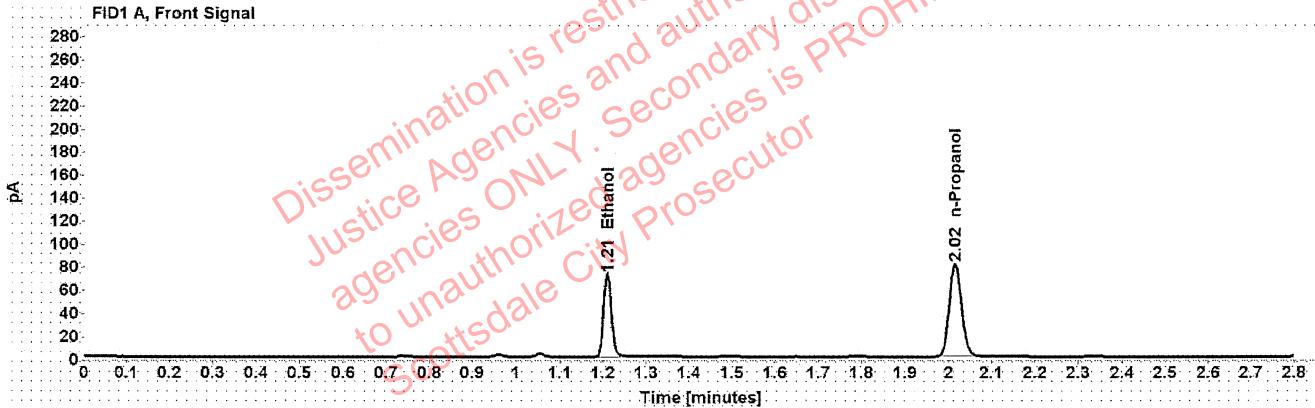


Table 1: FID 1 A (column DB-ALC1)

| Compound | Amount (g/100mL) | Time (min) | Peak Area |
|------------|------------------|------------|-----------|
| >Ethanol | 0.1484 | 1.210 | 91.205 |
| n-Propanol | ----- | 2.015 | 160.636 |

Table 2: FID 2 B (column DB-ALC2)

| Compound | Time (min) | Peak Area |
|------------|------------|-----------|
| Ethanol | 1.373 | 114.360 |
| n-Propanol | 2.466 | 201.037 |

Scottsdale Police Department Crime Lab Volatiles Analysis

| | | | |
|--------------|-------------------------------|-----------------|----------------------|
| Sample: | 1379511 | Vial: | 25 |
| Description: | [REDACTED] | LIMS ID: | [REDACTED] |
| Method: | ethanol quant.M | Sequence: | 14Jul21 |
| Instrument: | US14173023 CN14160045 | Injection date: | 7/14/2021 4:31:32 PM |
| Data file: | C:\Chem32\1\Data\14Jul21\25.D | Analyst: | Abbott |

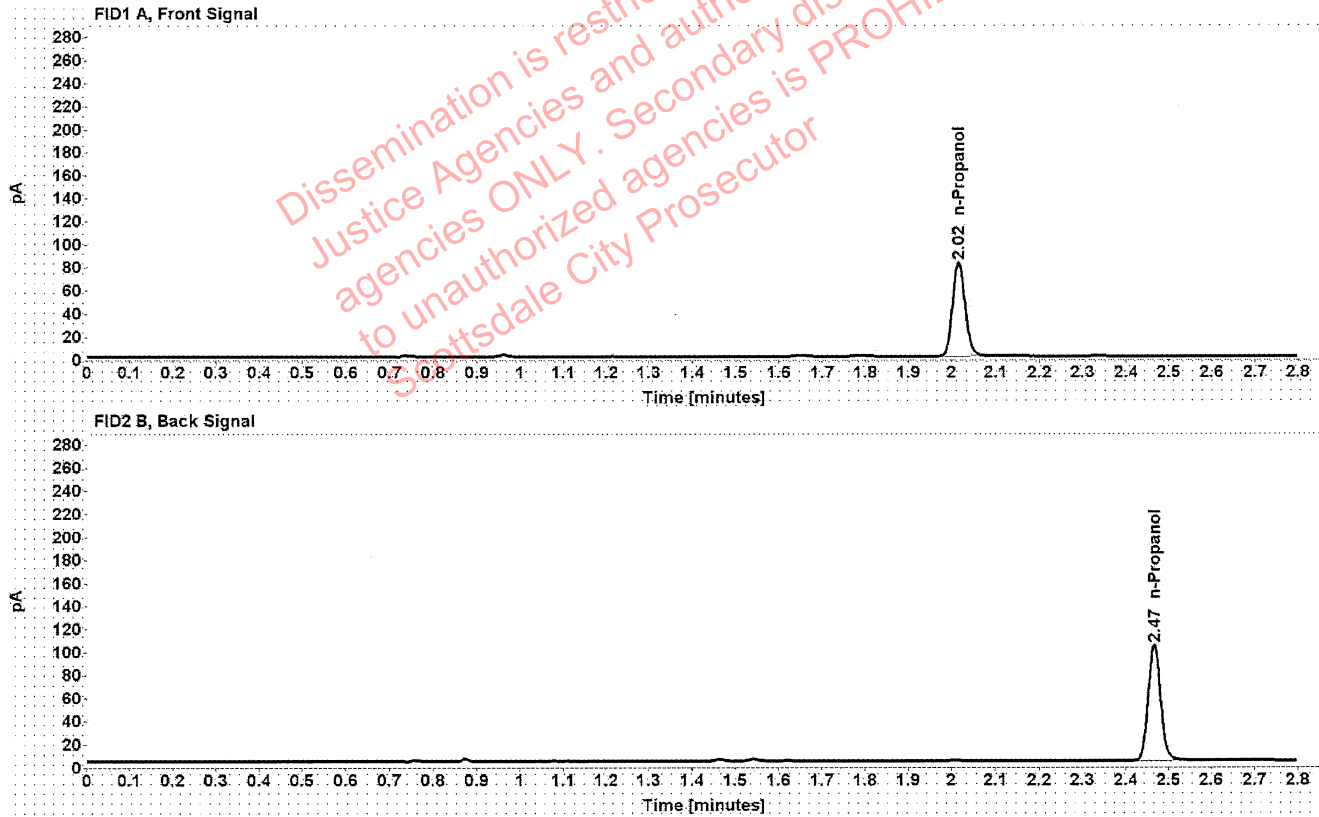


Table 1: FID 1 A (column DB-ALC1)

| Compound | Amount (g/100mL) | Time (min) | Peak Area |
|------------|------------------|------------|-----------|
| n-Propanol | ----- | 2.016 | 162.710 |

Table 2: FID 2 B (column DB-ALC2)

| Compound | Time (min) | Peak Area |
|------------|------------|-----------|
| n-Propanol | 2.466 | 203.962 |

Scottsdale Police Department Crime Lab Volatiles Analysis

| | | | |
|--------------|-------------------------------|-----------------|----------------------|
| Sample: | 1379511 | Vial: | 26 |
| Description: | [REDACTED] | LIMS ID: | [REDACTED] |
| Method: | ethanol quant.M | Sequence: | 14Jul21 |
| Instrument: | US14173023 CN14160045 | Injection date: | 7/14/2021 4:35:33 PM |
| Data file: | C:\Chem32\1\Data\14Jul21\26.D | Analyst: | Abbott |

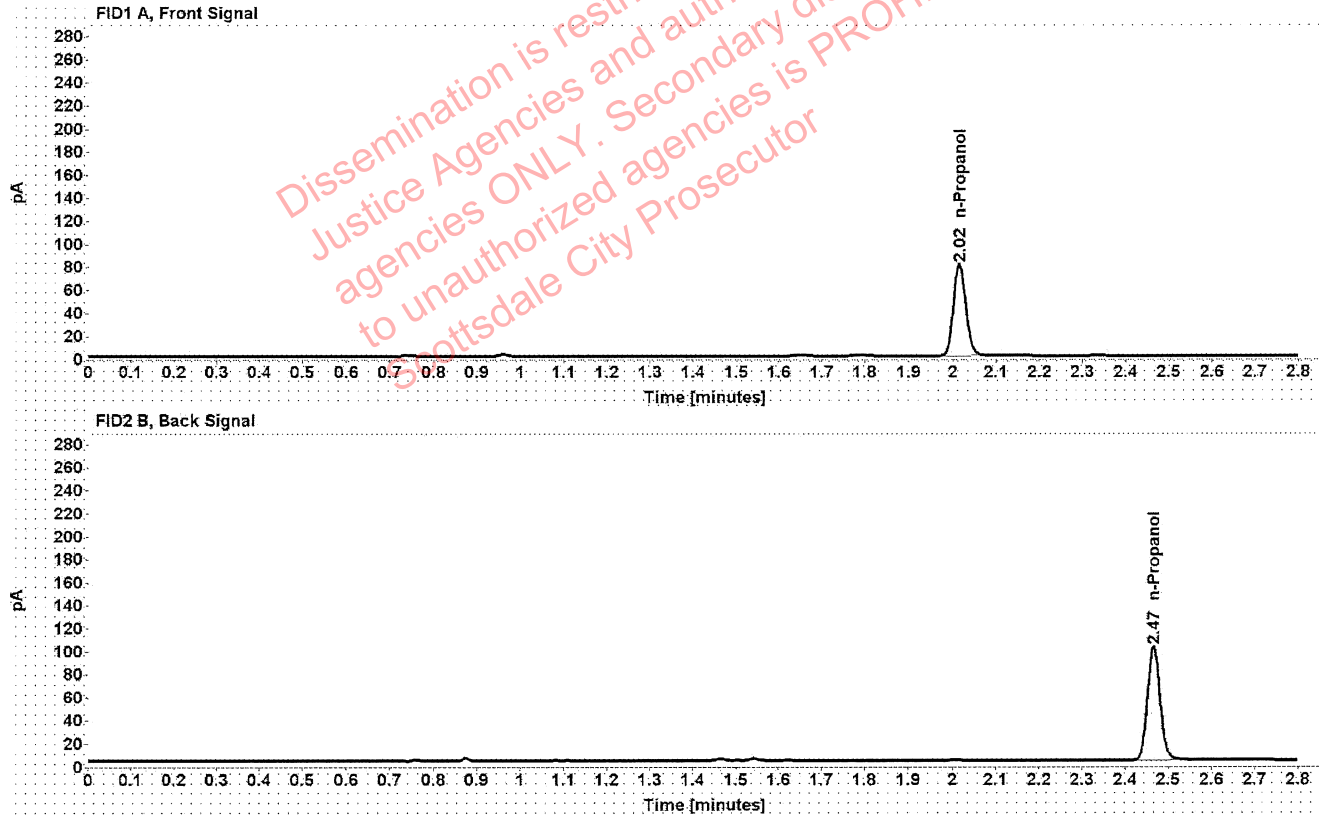


Table 1: FID 1 A (column DB-ALC1)

| Compound | Amount (g/100mL) | Time (min) | Peak Area |
|------------|------------------|------------|-----------|
| n-Propanol | ----- | 2.016 | 159.137 |

Table 2: FID 2 B (column DB-ALC2)

| Compound | Time (min) | Peak Area |
|------------|------------|-----------|
| n-Propanol | 2.466 | 199.394 |

Scottsdale Police Department Crime Lab Volatiles Analysis

| | | | |
|--------------|-------------------------------|-----------------|----------------------|
| Sample: | 1354254 | Vial: | 27 |
| Description: | [REDACTED] | LIMS ID: | [REDACTED] |
| Method: | ethanol quant.M | Sequence: | 14Jul21 |
| Instrument: | US14173023 CN14160045 | Injection date: | 7/14/2021 4:39:33 PM |
| Data file: | C:\Chem32\1\Data\14Jul21\27.D | Analyst: | Abbott |

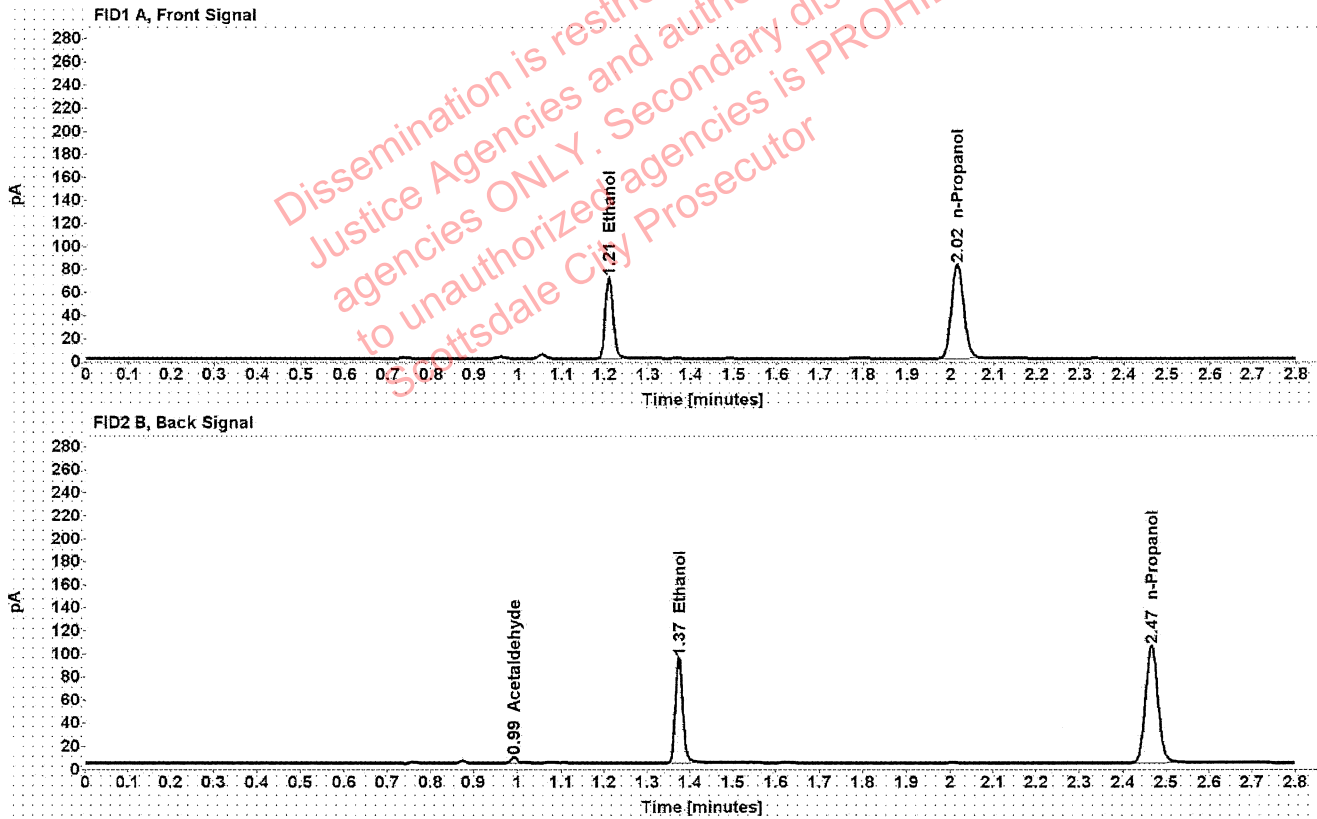


Table 1: FID 1 A (column DB-ALC1)

| Compound | Amount (g/100mL) | Time (min) | Peak Area |
|------------|------------------|------------|-----------|
| >Ethanol | 0.1429 | 1.210 | 89.428 |
| n-Propanol | ----- | 2.015 | 163.611 |

Table 2: FID 2 B (column DB-ALC2)

| Compound | Time (min) | Peak Area |
|--------------|------------|-----------|
| Acetaldehyde | 0.992 | 4.884 |
| Ethanol | 1.374 | 112.008 |
| n-Propanol | 2.466 | 204.791 |

Scottsdale Police Department Crime Lab Volatiles Analysis

| | | | |
|--------------|-------------------------------|-----------------|----------------------|
| Sample: | 1354254 | Vial: | 28 |
| Description: | [REDACTED] | LIMS ID: | [REDACTED] |
| Method: | ethanol quant.M | Sequence: | 14Jul21 |
| Instrument: | US14173023 CN14160045 | Injection date: | 7/14/2021 4:43:33 PM |
| Data file: | C:\Chem32\1\Data\14Jul21\28.D | Analyst: | Abbott |

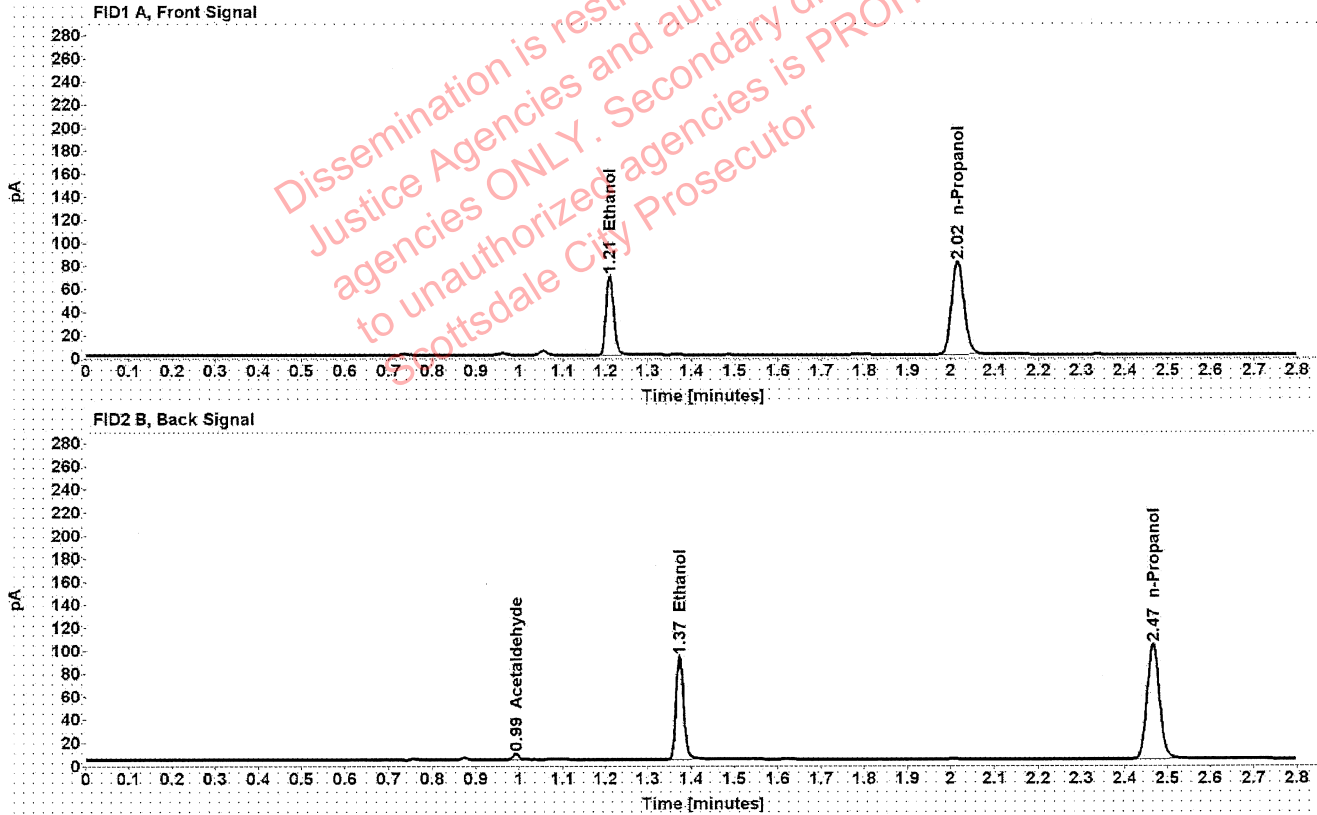


Table 1: FID 1 A (column DB-ALC1)

| Compound | Amount (g/100mL) | Time (min) | Peak Area |
|------------|------------------|------------|-----------|
| >Ethanol | 0.1421 | 1.210 | 87.843 |
| n-Propanol | ----- | 2.015 | 161.607 |

Table 2: FID 2 B (column DB-ALC2)

| Compound | Time (min) | Peak Area |
|--------------|------------|-----------|
| Acetaldehyde | 0.992 | 4.889 |
| Ethanol | 1.373 | 110.215 |
| n-Propanol | 2.466 | 202.537 |

Scottsdale Police Department Crime Lab Volatiles Analysis

| | | | |
|--------------|-------------------------------|-----------------|----------------------|
| Sample: | 1354106 | Vial: | 29 |
| Description: | [REDACTED] | LIMS ID: | [REDACTED] |
| Method: | ethanol quant.M | Sequence: | 14Jul21 |
| Instrument: | US14173023 CN14160045 | Injection date: | 7/14/2021 4:47:33 PM |
| Data file: | C:\Chem32\1\Data\14Jul21\29.D | Analyst: | Abbott |

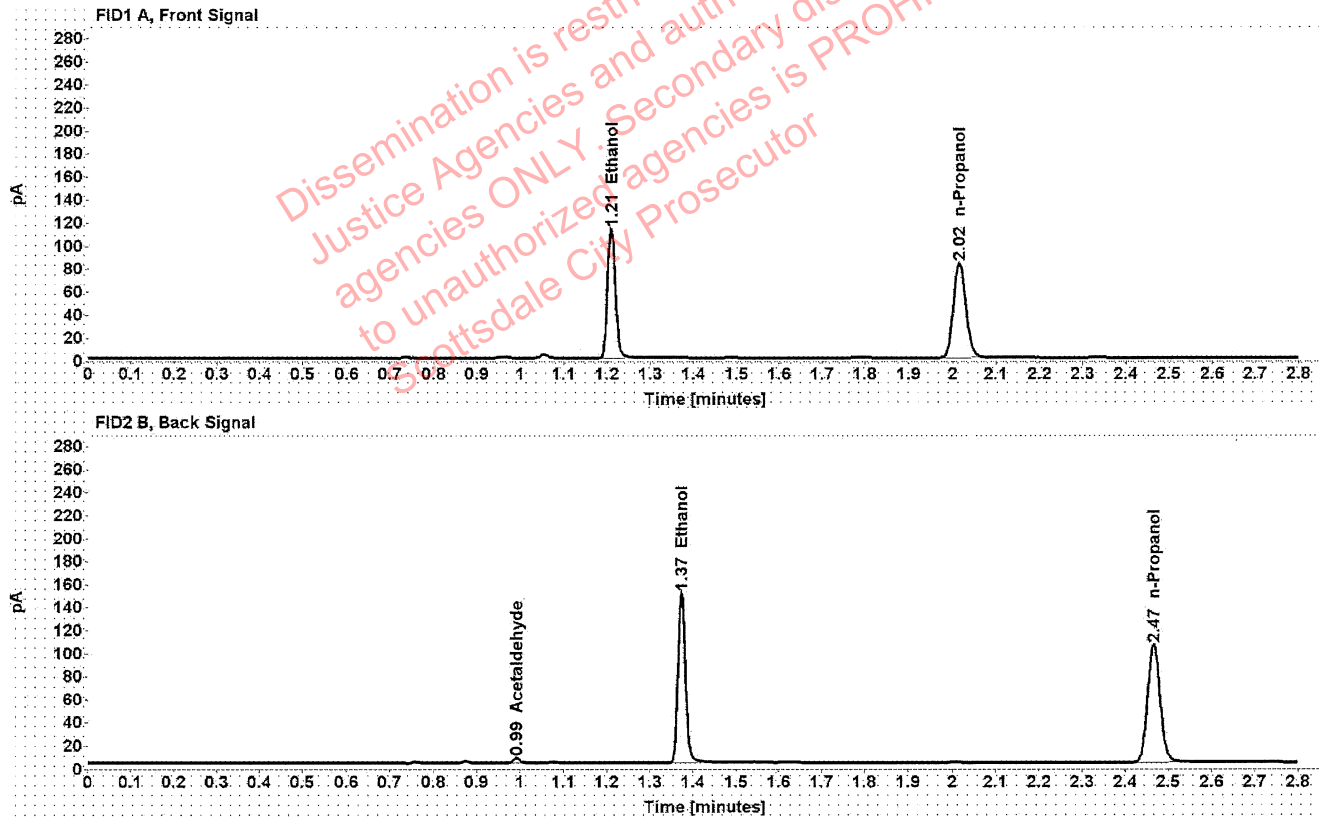


Table 1: FID 1 A (column DB-ALC1)

| Compound | Amount (g/100mL) | Time (min) | Peak Area |
|------------|------------------|------------|-----------|
| >Ethanol | 0.2269 | 1.209 | 143.822 |
| n-Propanol | ----- | 2.015 | 165.091 |

Table 2: FID 2 B (column DB-ALC2)

| Compound | Time (min) | Peak Area |
|--------------|------------|-----------|
| Acetaldehyde | 0.992 | 3.997 |
| Ethanol | 1.373 | 181.301 |
| n-Propanol | 2.466 | 206.575 |

Scottsdale Police Department Crime Lab Volatiles Analysis

| | | | |
|--------------|-------------------------------|-----------------|----------------------|
| Sample: | 1354106 | Vial: | 30 |
| Description: | [REDACTED] | LIMS ID: | [REDACTED] |
| Method: | ethanol quant.M | Sequence: | 14Jul21 |
| Instrument: | US14173023 CN14160045 | Injection date: | 7/14/2021 4:51:32 PM |
| Data file: | C:\Chem32\1\Data\14Jul21\30.D | Analyst: | Abbott |

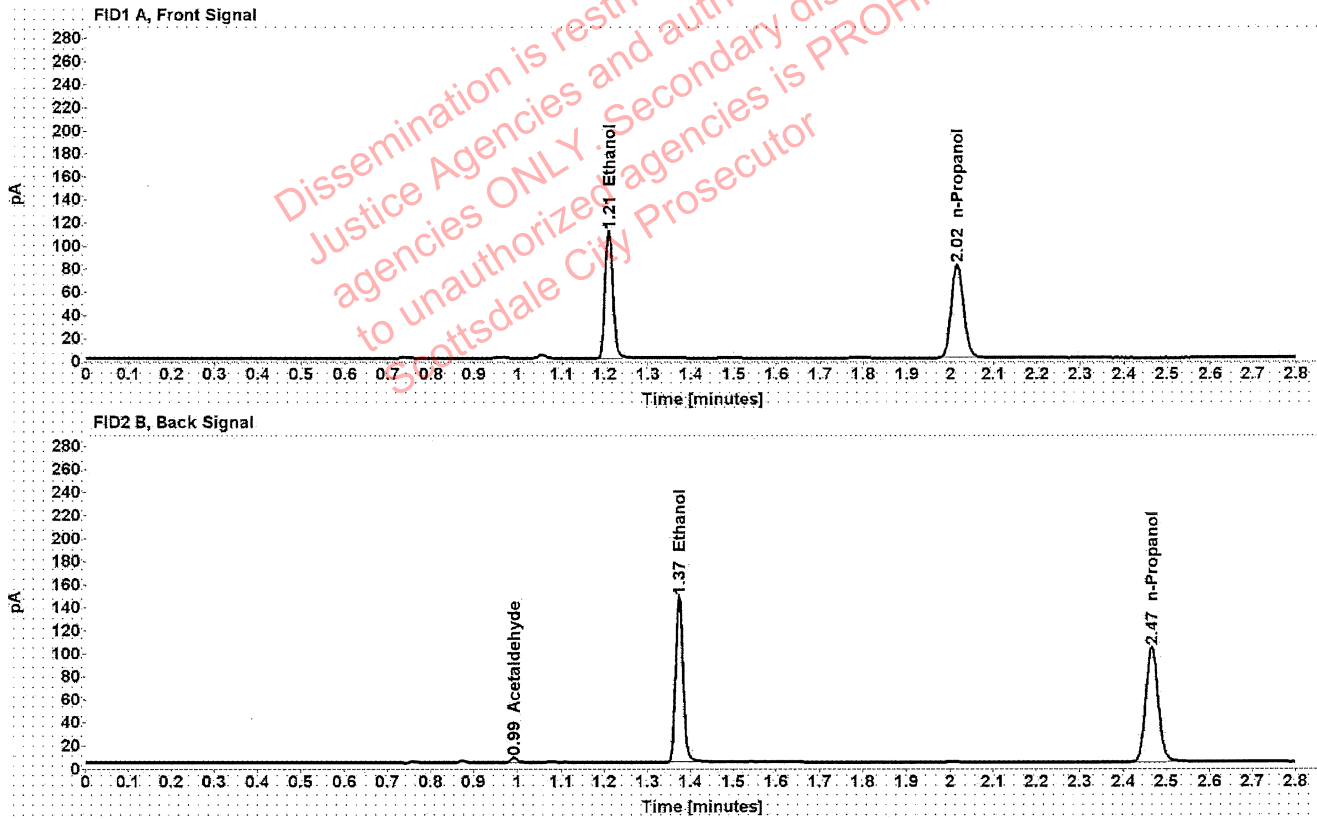


Table 1: FID 1 A (column DB-ALC1)

| Compound | Amount (g/100mL) | Time (min) | Peak Area |
|------------|------------------|------------|-----------|
| >Ethanol | 0.2263 | 1.209 | 140.683 |
| n-Propanol | ----- | 2.015 | 161.955 |

Table 2: FID 2 B (column DB-ALC2)

| Compound | Time (min) | Peak Area |
|--------------|------------|-----------|
| Acetaldehyde | 0.992 | 3.951 |
| Ethanol | 1.373 | 177.244 |
| n-Propanol | 2.466 | 202.677 |

[REDACTED]: Abbott, Lori - (15-Jul-2021)

Case: [REDACTED] User: LAbbott 7/15/2021

Scottsdale Police Department Crime Lab Volatiles Analysis

| | | | |
|--------------|-------------------------------|-----------------|----------------------|
| Sample: | 1380469 | Vial: | 32 |
| Description: | [REDACTED] | LIMS ID: | [REDACTED] |
| Method: | ethanol quant.M | Sequence: | 14Jul21 |
| Instrument: | US14173023 CN14160045 | Injection date: | 7/14/2021 4:59:48 PM |
| Data file: | C:\Chem32\1\Data\14Jul21\32.D | Analyst: | Abbott |

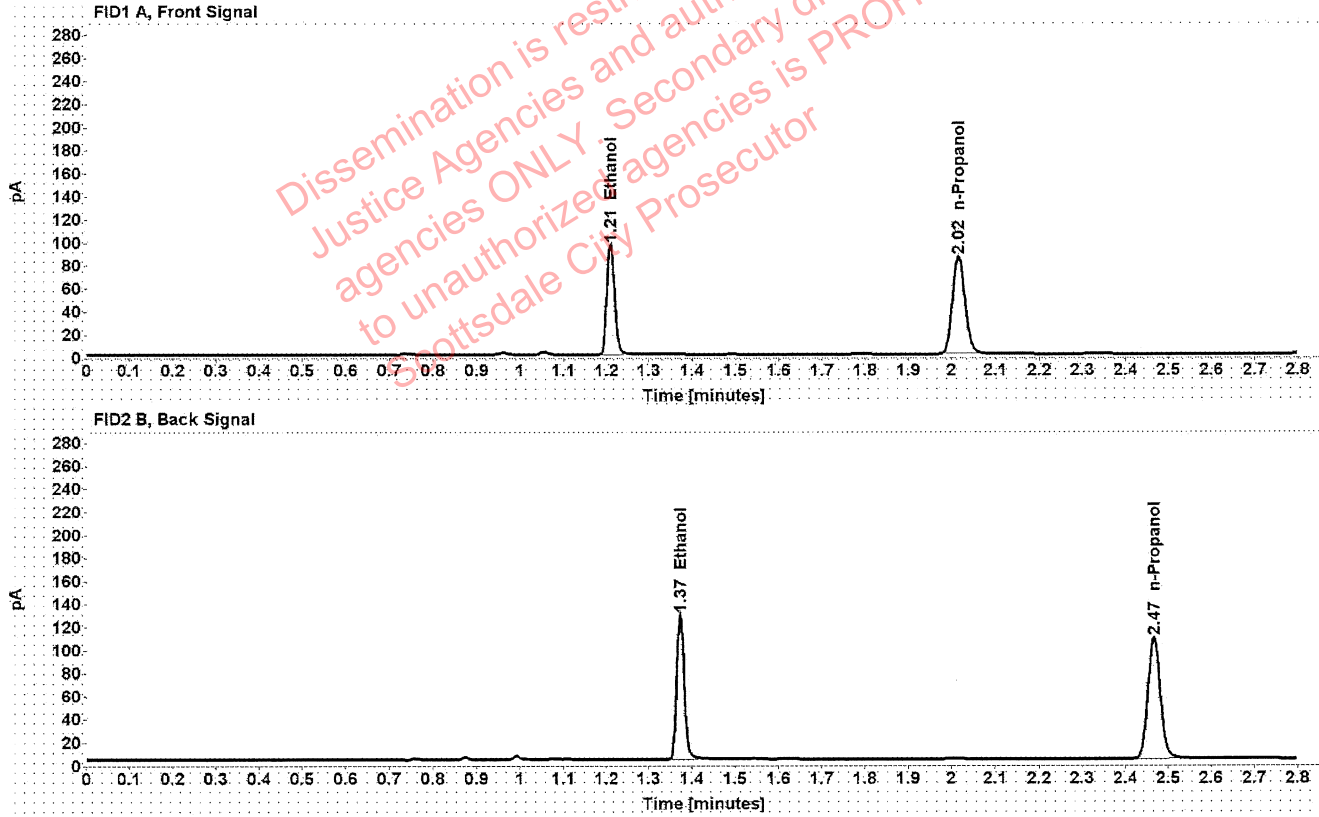


Table 1: FID 1 A (column DB-ALC1)

| Compound | Amount (g/100mL) | Time (min) | Peak Area |
|------------|------------------|------------|-----------|
| >Ethanol | 0.1881 | 1.209 | 122.539 |
| n-Propanol | ----- | 2.015 | 169.931 |

Table 2: FID 2 B (column DB-ALC2)

| Compound | Time (min) | Peak Area |
|------------|------------|-----------|
| Ethanol | 1.373 | 154.136 |
| n-Propanol | 2.466 | 212.825 |

Scottsdale Police Department Crime Lab Volatiles Analysis

| | | | |
|--------------|-------------------------------|-----------------|----------------------|
| Sample: | 1380469 | Vial: | 33 |
| Description: | | LIMS ID: | |
| Method: | ethanol quant.M | Sequence: | 14Jul21 |
| Instrument: | US14173023 CN14160045 | Injection date: | 7/14/2021 5:03:47 PM |
| Data file: | C:\Chem32\1\Data\14Jul21\33.D | Analyst: | Abbott |

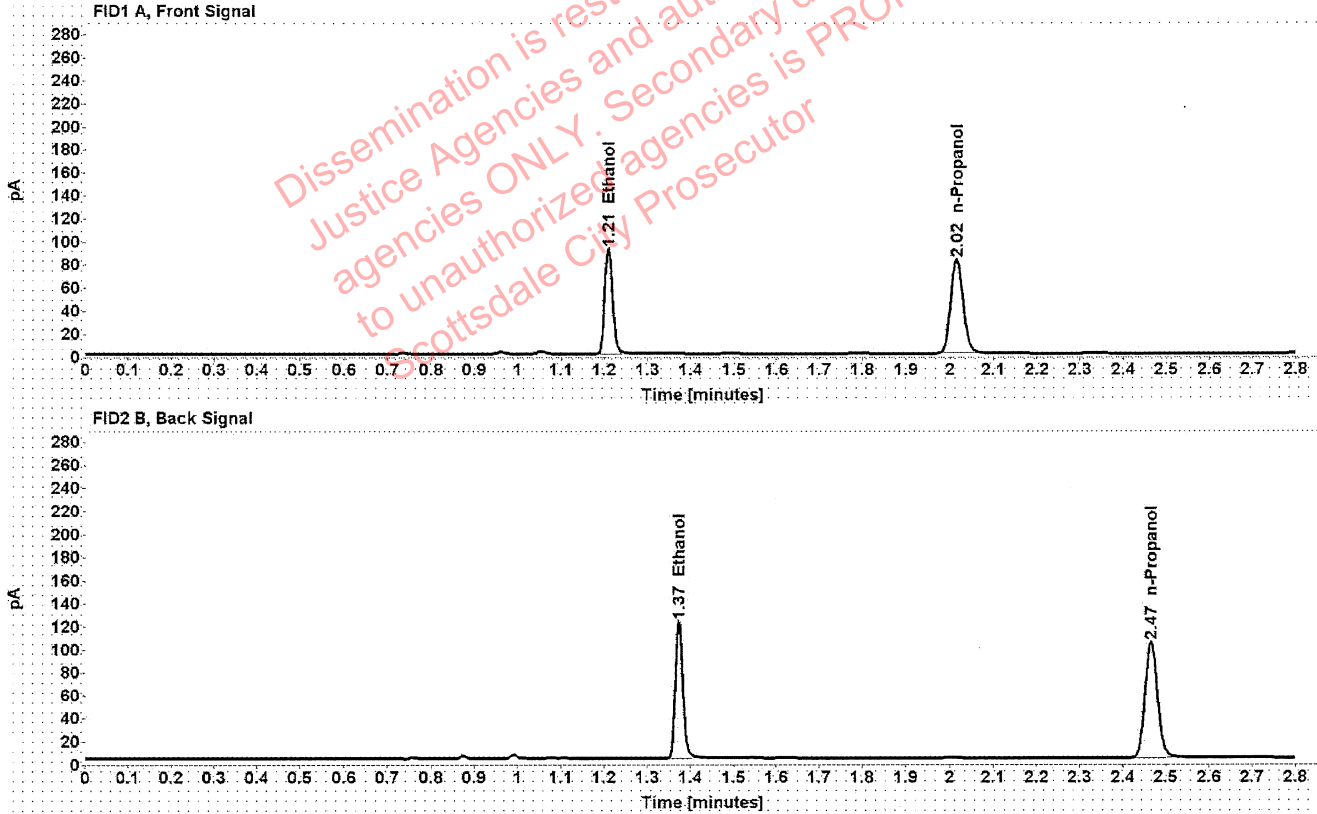


Table 1: FID 1 A (column DB-ALC1)

| Compound | Amount (g/100mL) | Time (min) | Peak Area |
|------------|------------------|------------|-----------|
| >Ethanol | 0.1869 | 1.209 | 116.824 |
| n-Propanol | ----- | 2.016 | 163.037 |

Table 2: FID 2 B (column DB-ALC2)

| Compound | Time (min) | Peak Area |
|------------|------------|-----------|
| Ethanol | 1.373 | 146.501 |
| n-Propanol | 2.466 | 204.042 |

Scottsdale Police Department Crime Lab Volatiles Analysis

| | | | |
|--------------|-------------------------------|-----------------|----------------------|
| Sample: | 1379051 | Vial: | 34 |
| Description: | [REDACTED] | LIMS ID: | [REDACTED] |
| Method: | ethanol quant.M | Sequence: | 14Jul21 |
| Instrument: | US14173023 CN14160045 | Injection date: | 7/14/2021 5:07:48 PM |
| Data file: | C:\Chem32\1\Data\14Jul21\34.D | Analyst: | Abbott |

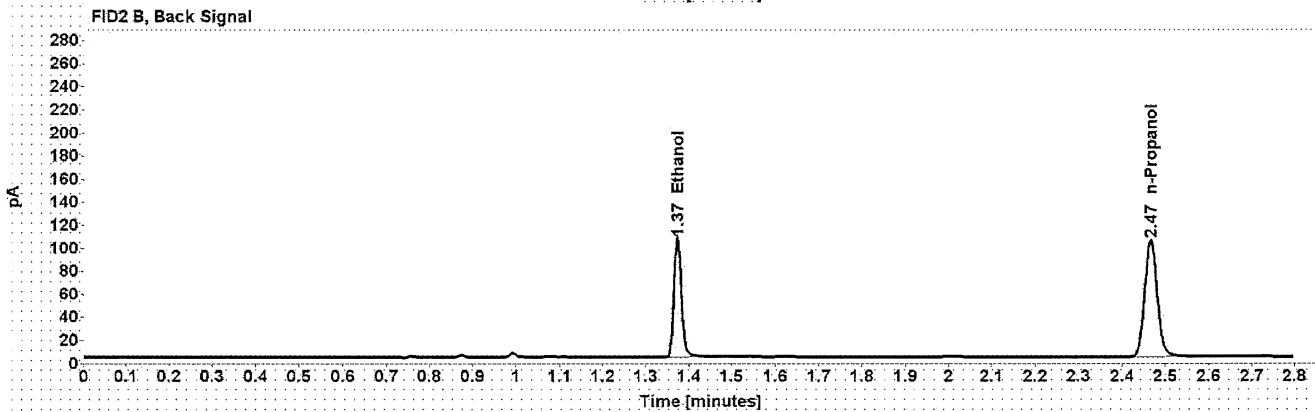
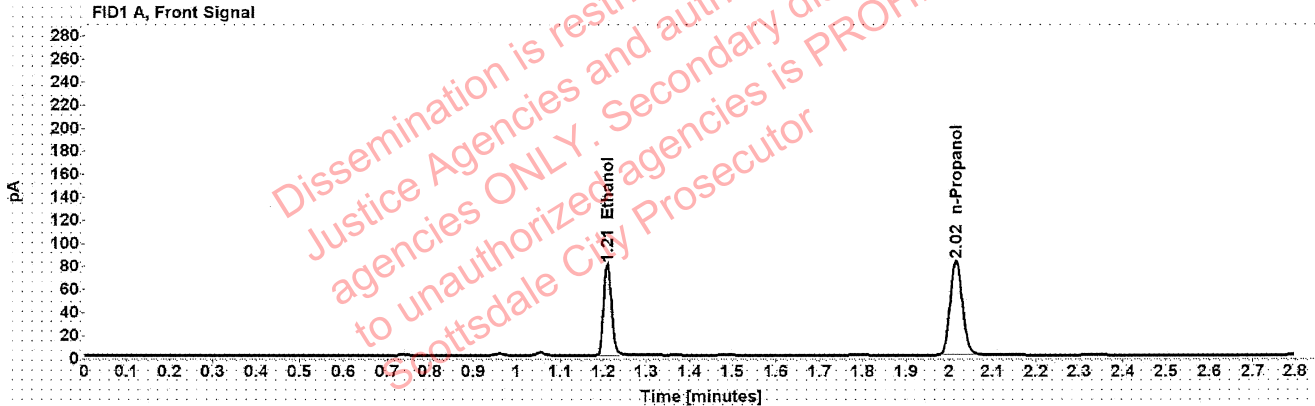


Table 1: FID 1 A (column DB-ALC1)

| Compound | Amount (g/100mL) | Time (min) | Peak Area |
|------------|------------------|------------|-----------|
| >Ethanol | 0.1616 | 1.210 | 101.489 |
| n-Propanol | ----- | 2.016 | 163.983 |

Table 2: FID 2 B (column DB-ALC2)

| Compound | Time (min) | Peak Area |
|------------|------------|-----------|
| Ethanol | 1.373 | 127.331 |
| n-Propanol | 2.466 | 205.160 |

Scottsdale Police Department Crime Lab Volatiles Analysis

| | | | |
|--------------|-------------------------------|-----------------|----------------------|
| Sample: | 1379051 | Vial: | 35 |
| Description: | [REDACTED] | LIMS ID: | [REDACTED] |
| Method: | ethanol quant.M | Sequence: | 14Jul21 |
| Instrument: | US14173023 CN14160045 | Injection date: | 7/14/2021 5:11:47 PM |
| Data file: | C:\Chem32\1\Data\14Jul21\35.D | Analyst: | Abbott |

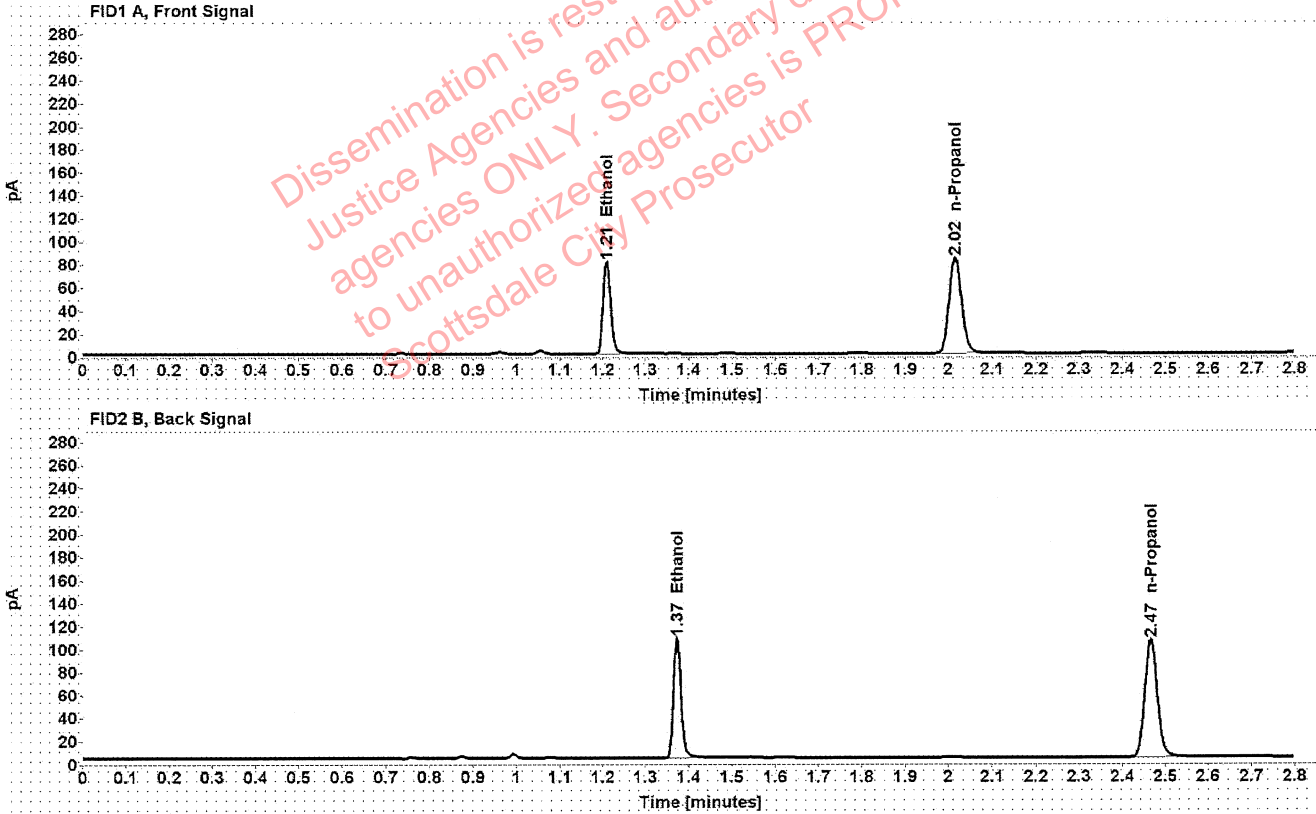


Table 1: FID 1 A (column DB-ALC1)

| Compound | Amount (g/100mL) | Time (min) | Peak Area |
|------------|------------------|------------|-----------|
| >Ethanol | 0.1616 | 1.210 | 102.342 |
| n-Propanol | ----- | 2.016 | 165.398 |

Table 2: FID 2 B (column DB-ALC2)

| Compound | Time (min) | Peak Area |
|------------|------------|-----------|
| Ethanol | 1.373 | 128.282 |
| n-Propanol | 2.466 | 207.152 |

[REDACTED]: Abbott, Lori - (15-Jul-2021)

Case: [REDACTED] User: LAbbott 7/15/2021

Scottsdale Police Department Crime Lab Volatiles Analysis

| | | | |
|--------------|-------------------------------|-----------------|----------------------|
| Sample: | 1380017 | Vial: | 36 |
| Description: | [REDACTED] | LIMS ID: | [REDACTED] |
| Method: | ethanol quant.M | Sequence: | 14Jul21 |
| Instrument: | US14173023 CN14160045 | Injection date: | 7/14/2021 5:15:47 PM |
| Data file: | C:\Chem32\1\Data\14Jul21\36.D | Analyst: | Abbott |

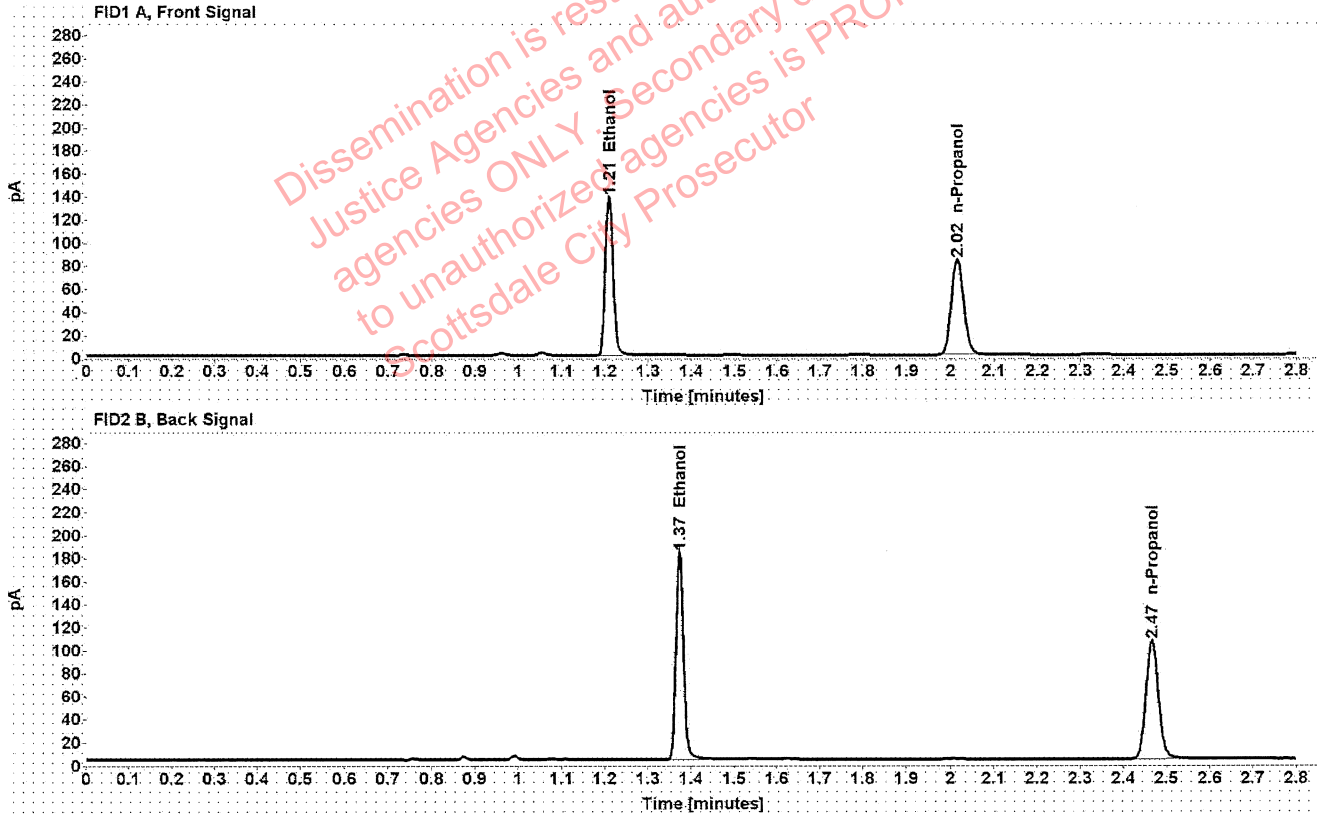


Table 1: FID 1 A (column DB-ALC1)

| Compound | Amount (g/100mL) | Time (min) | Peak Area |
|------------|------------------|------------|-----------|
| >Ethanol | 0.2764 | 1.209 | 175.382 |
| n-Propanol | ----- | 2.015 | 165.092 |

Table 2: FID 2 B (column DB-ALC2)

| Compound | Time (min) | Peak Area |
|------------|------------|-----------|
| Ethanol | 1.373 | 222.180 |
| n-Propanol | 2.466 | 207.123 |

[REDACTED]: Abbott, Lori - (15-Jul-2021)

Case: [REDACTED] User: LAbbott 7/15/2021

Scottsdale Police Department Crime Lab Volatiles Analysis

| | | | |
|--------------|-------------------------------|-----------------|----------------------|
| Sample: | 1380017 | Vial: | 37 |
| Description: | [REDACTED] | LIMS ID: | [REDACTED] |
| Method: | ethanol quant.M | Sequence: | 14Jul21 |
| Instrument: | US14173023 CN14160045 | Injection date: | 7/14/2021 5:20:02 PM |
| Data file: | C:\Chem32\1\Data\14Jul21\37.D | Analyst: | Abbott |

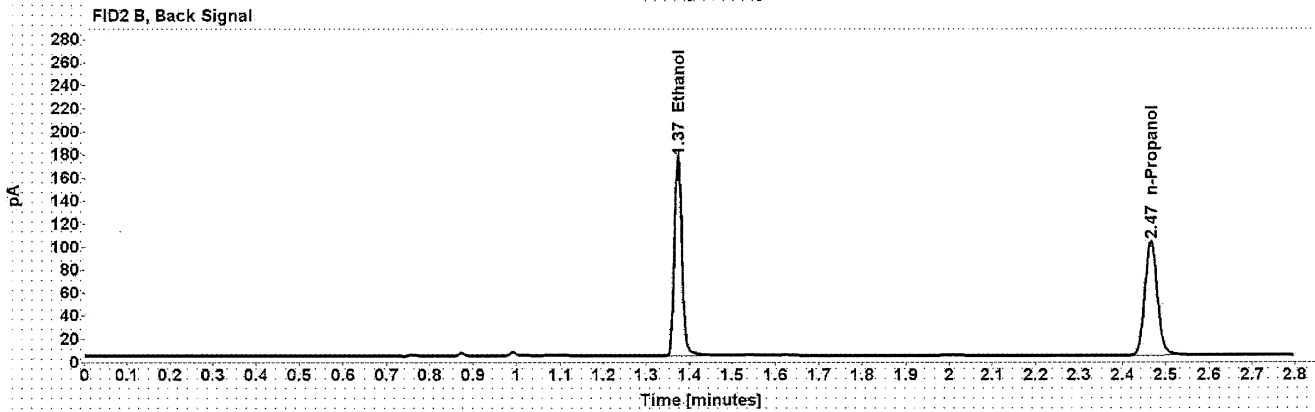
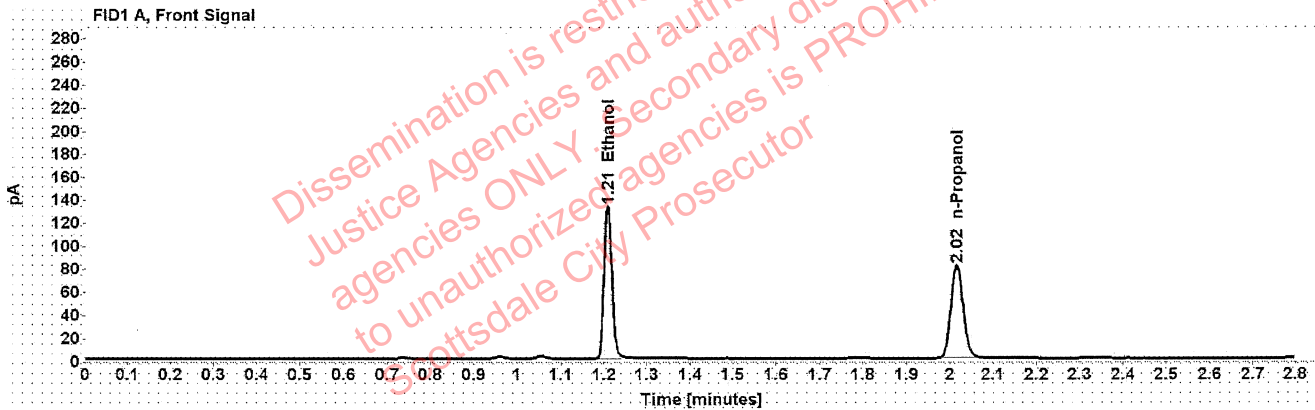


Table 1: FID 1 A (column DB-ALC1)

| Compound | Amount (g/100mL) | Time (min) | Peak Area |
|------------|------------------|------------|-----------|
| >Ethanol | 0.2733 | 1.209 | 168.606 |
| n-Propanol | ----- | 2.015 | 160.550 |

Table 2: FID 2 B (column DB-ALC2)

| Compound | Time (min) | Peak Area |
|------------|------------|-----------|
| Ethanol | 1.373 | 213.512 |
| n-Propanol | 2.466 | 201.422 |

Scottsdale Police Department Crime Lab Volatiles Analysis

| | | | |
|--------------|-------------------------------|-----------------|----------------------|
| Sample: | 1379852 | Vial: | 38 |
| Description: | [REDACTED] | LIMS ID: | [REDACTED] |
| Method: | ethanol quant.M | Sequence: | 14Jul21 |
| Instrument: | US14173023 CN14160045 | Injection date: | 7/14/2021 5:24:03 PM |
| Data file: | C:\Chem32\1\Data\14Jul21\38.D | Analyst: | Abbott |

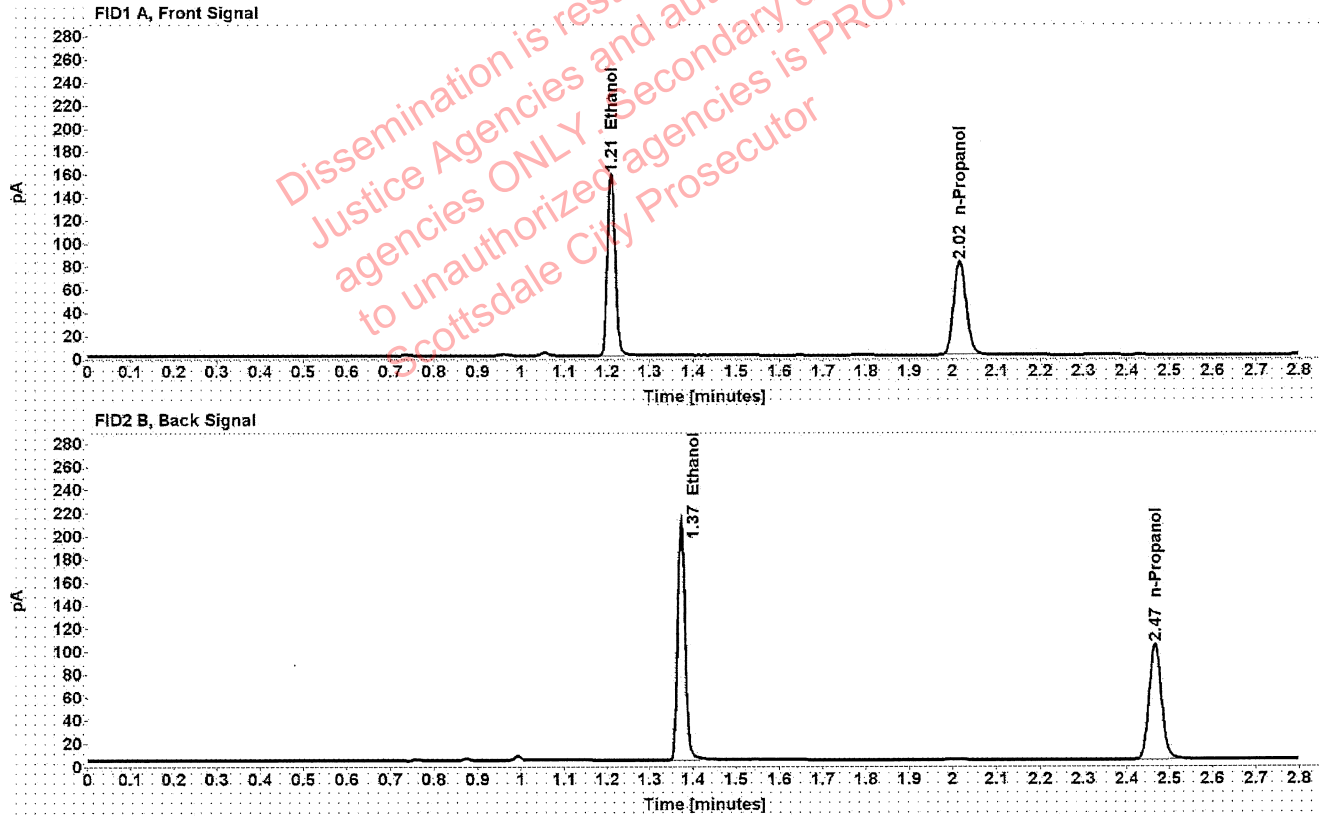


Table 1: FID 1 A (column DB-ALC1)

| Compound | Amount (g/100mL) | Time (min) | Peak Area |
|------------|------------------|------------|-----------|
| >Ethanol | 0.3215 | 1.209 | 200.731 |
| n-Propanol | ----- | 2.016 | 162.310 |

Table 2: FID 2 B (column DB-ALC2)

| Compound | Time (min) | Peak Area |
|------------|------------|-----------|
| Ethanol | 1.373 | 253.000 |
| n-Propanol | 2.466 | 203.000 |

Scottsdale Police Department Crime Lab Volatiles Analysis

| | | | |
|--------------|-------------------------------|-----------------|----------------------|
| Sample: | 1379852 | Vial: | 39 |
| Description: | [REDACTED] | LIMS ID: | [REDACTED] |
| Method: | ethanol quant.M | Sequence: | 14Jul21 |
| Instrument: | US14173023 CN14160045 | Injection date: | 7/14/2021 5:28:02 PM |
| Data file: | C:\Chem32\1\Data\14Jul21\39.D | Analyst: | Abbott |

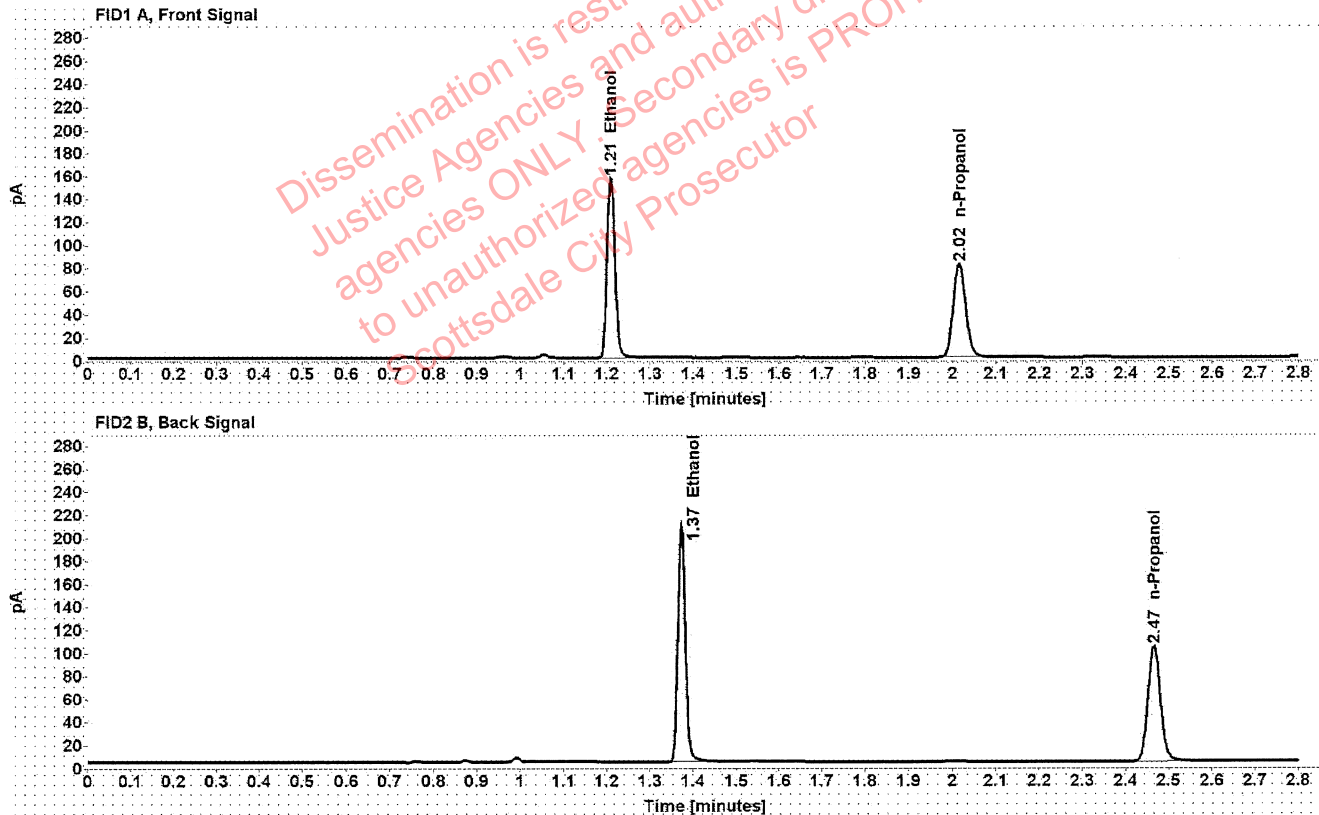


Table 1: FID 1 A (column DB-ALC1)

| Compound | Amount (g/100mL) | Time (min) | Peak Area |
|------------|------------------|------------|-----------|
| >Ethanol | 0.3202 | 1.209 | 199.604 |
| n-Propanol | ----- | 2.016 | 162.089 |

Table 2: FID 2 B (column DB-ALC2)

| Compound | Time (min) | Peak Area |
|------------|------------|-----------|
| Ethanol | 1.373 | 251.214 |
| n-Propanol | 2.466 | 202.674 |

Scottsdale Police Department Crime Lab Volatiles Analysis

| | | | |
|--------------|-------------------------------|-----------------|----------------------|
| Sample: | 1380141 | Vial: | 40 |
| Description: | | LIMS ID: | |
| Method: | ethanol quant.M | Sequence: | 14Jul21 |
| Instrument: | US14173023 CN14160045 | Injection date: | 7/14/2021 5:32:02 PM |
| Data file: | C:\Chem32\1\Data\14Jul21\40.D | Analyst: | Abbott |

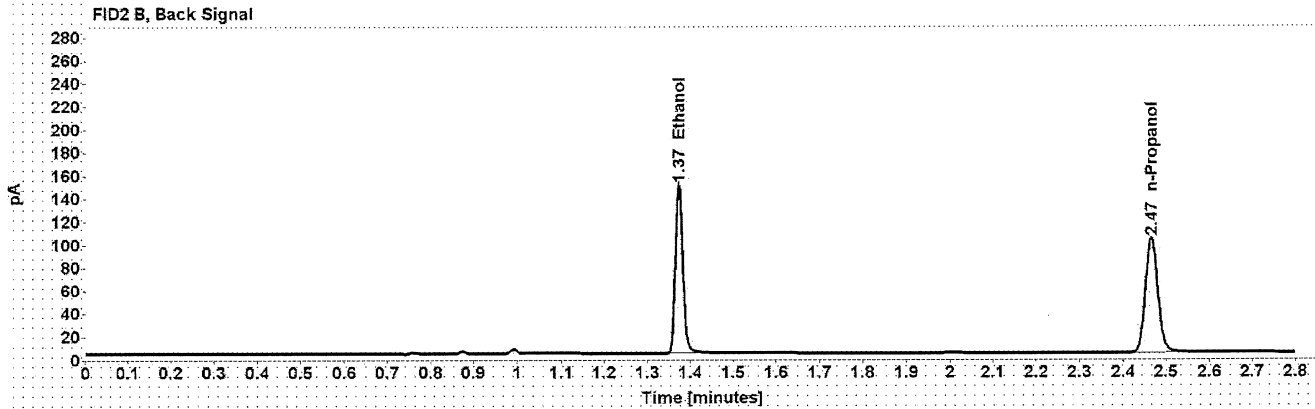
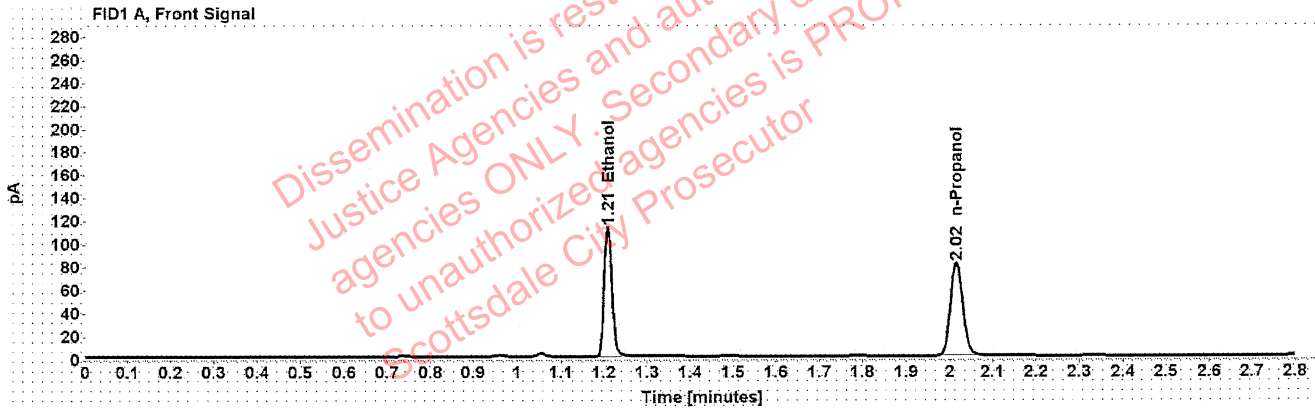


Table 1: FID 1 A (column DB-ALC1)

| Compound | Amount (g/100mL) | Time (min) | Peak Area |
|------------|------------------|------------|-----------|
| >Ethanol | 0.2309 | 1.209 | 143.111 |
| n-Propanol | ----- | 2.015 | 161.422 |

Table 2: FID 2 B (column DB-ALC2)

| Compound | Time (min) | Peak Area |
|------------|------------|-----------|
| Ethanol | 1.373 | 180.086 |
| n-Propanol | 2.466 | 201.853 |

Scottsdale Police Department Crime Lab Volatiles Analysis

| | | | |
|--------------|-------------------------------|-----------------|----------------------|
| Sample: | 1380141 | Vial: | 41 |
| Description: | [REDACTED] | LIMS ID: | [REDACTED] |
| Method: | ethanol quant.M | Sequence: | 14Jul21 |
| Instrument: | US14173023 CN14160045 | Injection date: | 7/14/2021 5:36:02 PM |
| Data file: | C:\Chem32\1\Data\14Jul21\41.D | Analyst: | Abbott |

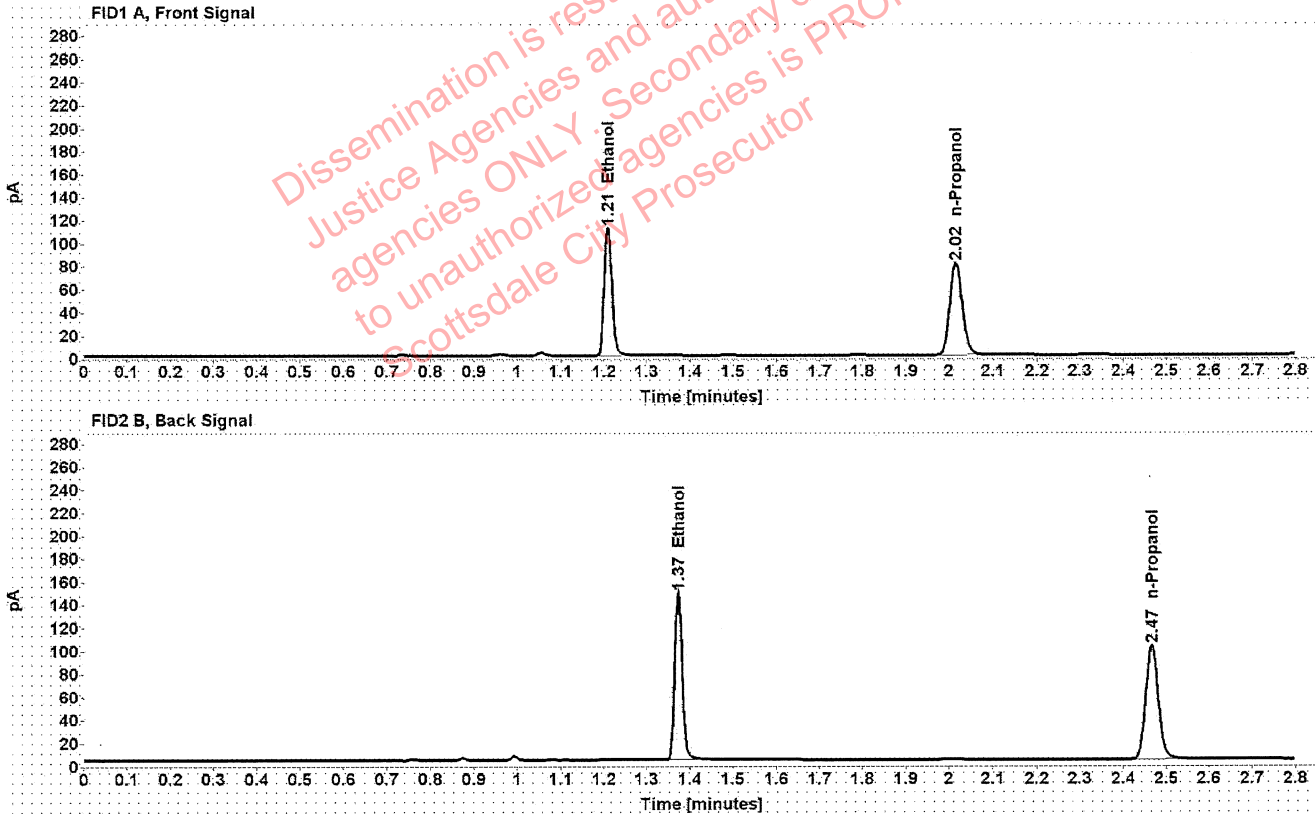


Table 1: FID 1 A (column DB-ALC1)

| Compound | Amount (g/100mL) | Time (min) | Peak Area |
|------------|------------------|------------|-----------|
| >Ethanol | 0.2308 | 1.209 | 141.518 |
| n-Propanol | ----- | 2.015 | 159.708 |

Table 2: FID 2 B (column DB-ALC2)

| Compound | Time (min) | Peak Area |
|------------|------------|-----------|
| Ethanol | 1.373 | 178.175 |
| n-Propanol | 2.466 | 199.864 |

Scottsdale Police Department Crime Lab Volatiles Analysis

| | | | |
|--------------|-------------------------------|-----------------|----------------------|
| Sample: | 1380021 | Vial: | 43 |
| Description: | [REDACTED] | LIMS ID: | [REDACTED] |
| Method: | ethanol quant.M | Sequence: | 14Jul21 |
| Instrument: | US14173023 CN14160045 | Injection date: | 7/14/2021 5:44:18 PM |
| Data file: | C:\Chem32\1\Data\14Jul21\43.D | Analyst: | Abbott |

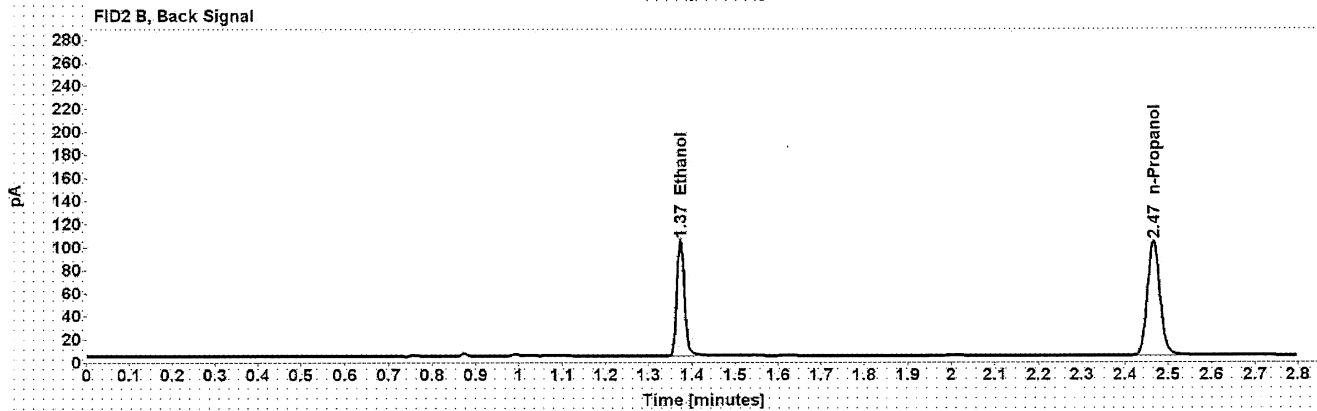
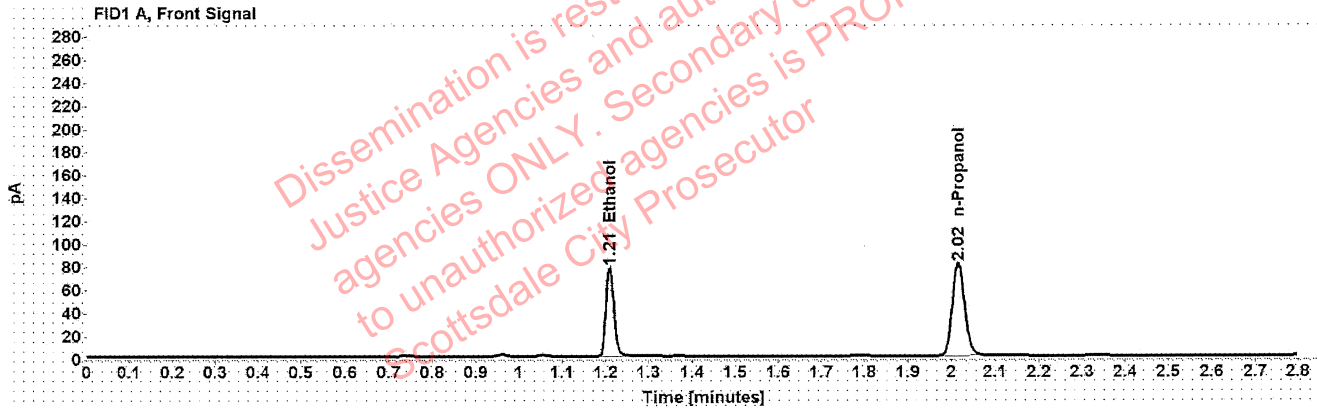


Table 1: FID 1 A (column DB-ALC1)

| Compound | Amount (g/100mL) | Time (min) | Peak Area |
|------------|---------------------|---------------|--------------|
| >Ethanol | 0.1604 | 1.210 | 98.795 |
| n-Propanol | ----- | 2.015 | 160.877 |

Table 2: FID 2 B (column DB-ALC2)

| Compound | Time (min) | Peak Area |
|------------|---------------|--------------|
| Ethanol | 1.373 | 124.213 |
| n-Propanol | 2.466 | 202.594 |

Scottsdale Police Department Crime Lab Volatiles Analysis

| | | | |
|--------------|-------------------------------|-----------------|----------------------|
| Sample: | 1380021 | Vial: | 44 |
| Description: | [REDACTED] | LIMS ID: | [REDACTED] |
| Method: | ethanol quant.M | Sequence: | 14Jul21 |
| Instrument: | US14173023 CN14160045 | Injection date: | 7/14/2021 5:48:17 PM |
| Data file: | C:\Chem32\1\Data\14Jul21\44.D | Analyst: | Abbott |

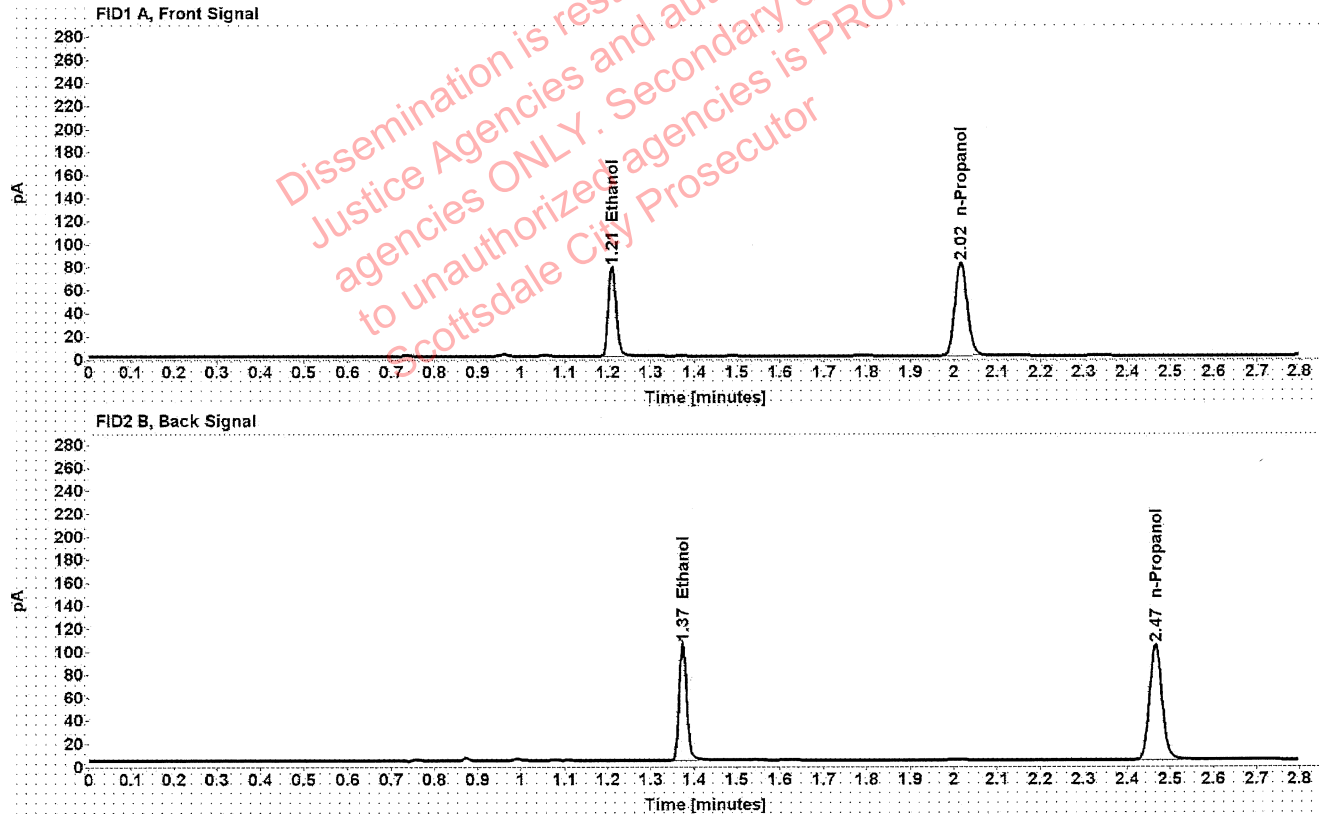


Table 1: FID 1 A (column DB-ALC1)

| Compound | Amount (g/100mL) | Time (min) | Peak Area |
|------------|------------------|------------|-----------|
| >Ethanol | 0.1603 | 1.210 | 99.563 |
| n-Propanol | ----- | 2.015 | 162.241 |

Table 2: FID 2 B (column DB-ALC2)

| Compound | Time (min) | Peak Area |
|------------|------------|-----------|
| Ethanol | 1.373 | 125.324 |
| n-Propanol | 2.466 | 204.158 |

Scottsdale Police Department Crime Lab Volatiles Analysis

| | | | |
|--------------|-------------------------------|-----------------|----------------------|
| Sample: | 1380039 | Vial: | 45 |
| Description: | [REDACTED] | LIMS ID: | [REDACTED] |
| Method: | ethanol quant.M | Sequence: | 14Jul21 |
| Instrument: | US14173023 CN14160045 | Injection date: | 7/14/2021 5:52:18 PM |
| Data file: | C:\Chem32\1\Data\14Jul21\45.D | Analyst: | Abbott |

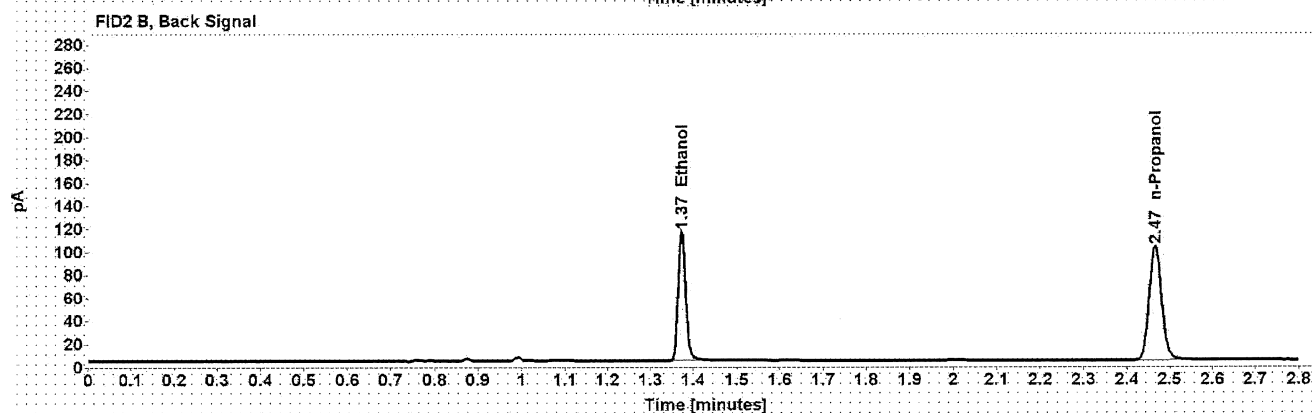
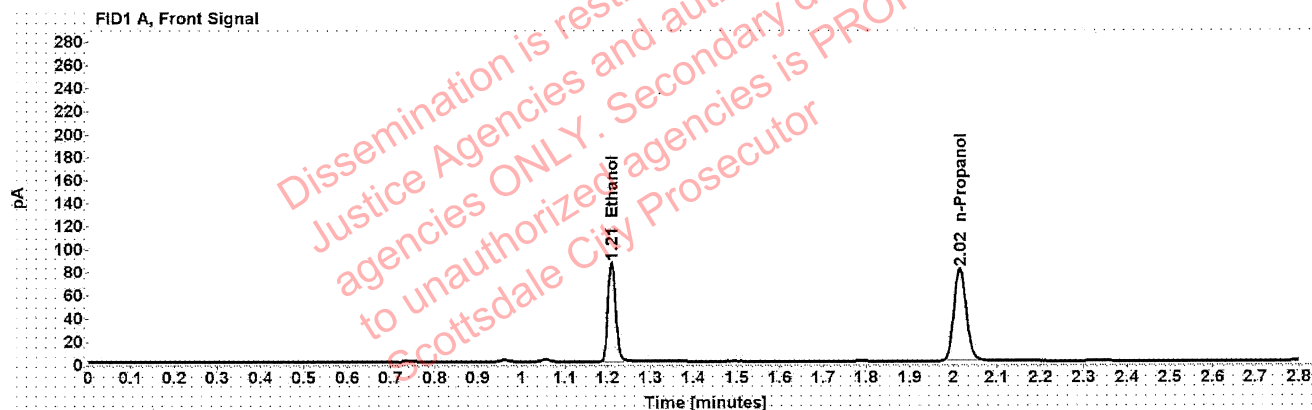


Table 1: FID 1 A (column DB-ALC1)

| Compound | Amount (g/100mL) | Time (min) | Peak Area |
|------------|------------------|------------|-----------|
| >Ethanol | 0.1787 | 1.209 | 109.715 |
| n-Propanol | ----- | 2.016 | 160.212 |

Table 2: FID 2 B (column DB-ALC2)

| Compound | Time (min) | Peak Area |
|------------|------------|-----------|
| Ethanol | 1.373 | 137.757 |
| n-Propanol | 2.466 | 200.906 |

Scottsdale Police Department Crime Lab Volatiles Analysis

| | | | |
|--------------|-------------------------------|-----------------|----------------------|
| Sample: | 1380039 | Vial: | 46 |
| Description: | [REDACTED] | LIMS ID: | [REDACTED] |
| Method: | ethanol quant.M | Sequence: | 14Jul21 |
| Instrument: | US14173023 CN14160045 | Injection date: | 7/14/2021 5:56:18 PM |
| Data file: | C:\Chem32\1\Data\14Jul21\46.D | Analyst: | Abbott |

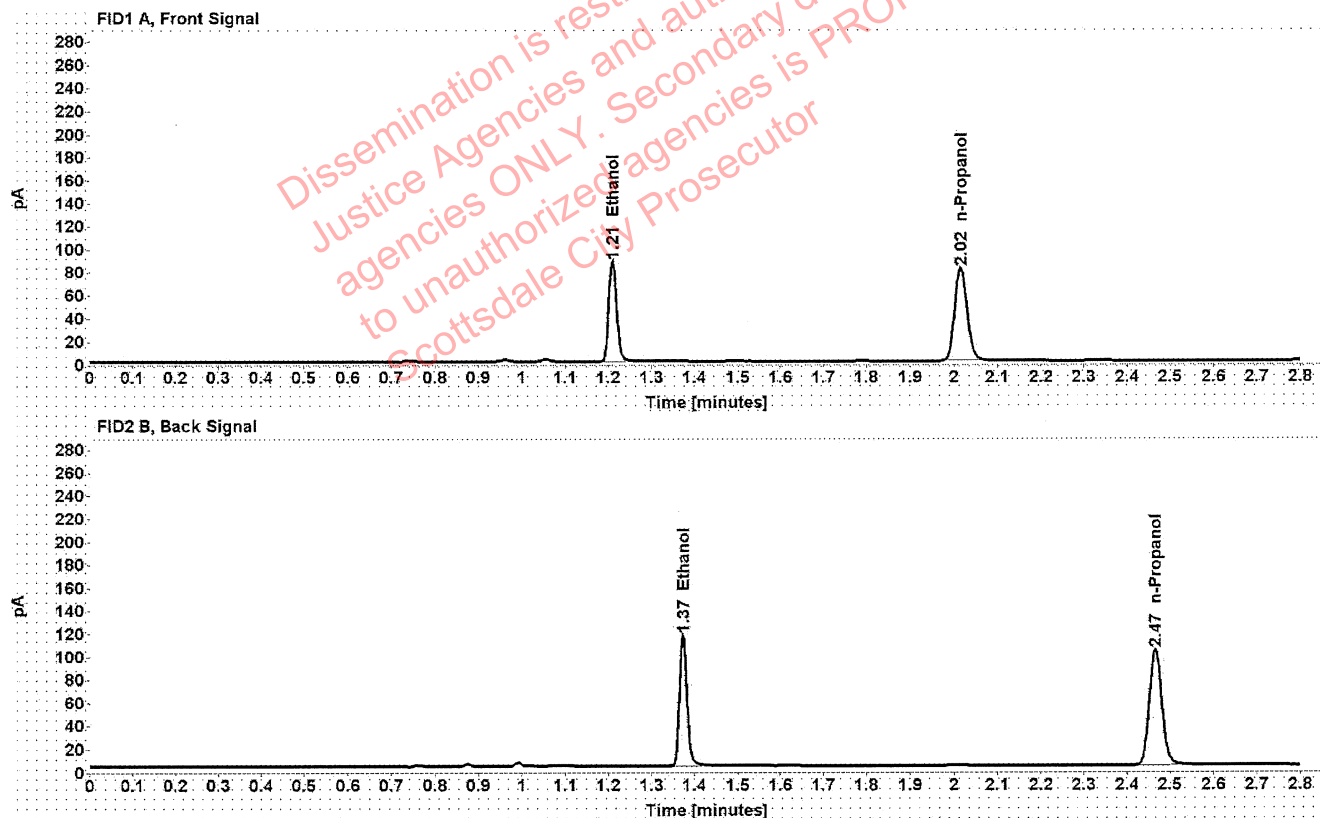


Table 1: FID 1 A (column DB-ALC1)

| Compound | Amount (g/100mL) | Time (min) | Peak Area |
|------------|------------------|------------|-----------|
| >Ethanol | 0.1795 | 1.210 | 110.981 |
| n-Propanol | ----- | 2.016 | 161.358 |

Table 2: FID 2 B (column DB-ALC2)

| Compound | Time (min) | Peak Area |
|------------|------------|-----------|
| Ethanol | 1.373 | 139.727 |
| n-Propanol | 2.466 | 202.186 |

Abbott, Lori - (15-Jul-2021)

Case: User: LAbbott 7/15/2021

Scottsdale Police Department Crime Lab Volatiles Analysis

| | | | |
|--------------|-------------------------------|-----------------|----------------------|
| Sample: | 1380139 | Vial: | 47 |
| Description: | [REDACTED] | LIMS ID: | [REDACTED] |
| Method: | ethanol quant.M | Sequence: | 14Jul21 |
| Instrument: | US14173023 CN14160045 | Injection date: | 7/14/2021 6:00:17 PM |
| Data file: | C:\Chem32\1\Data\14Jul21\47.D | Analyst: | Abbott |

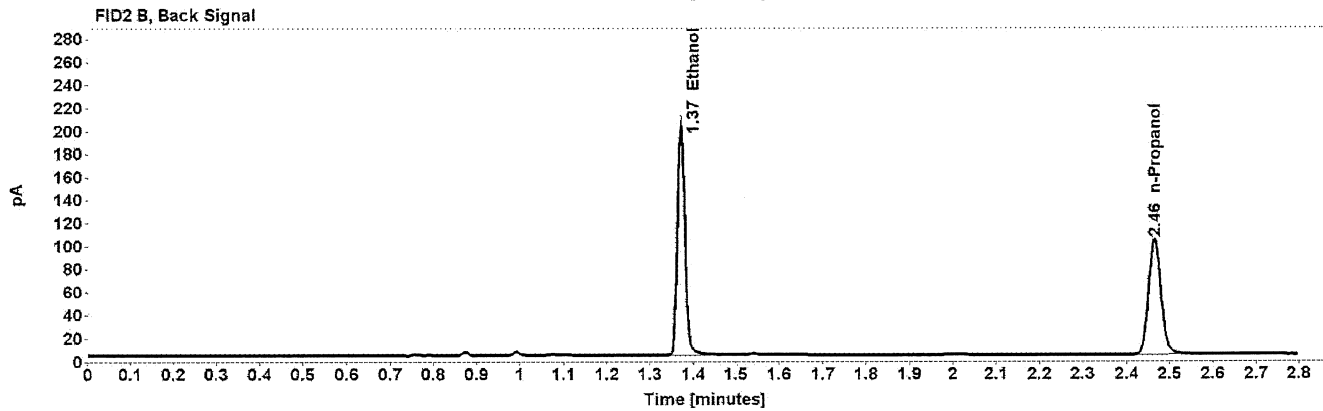
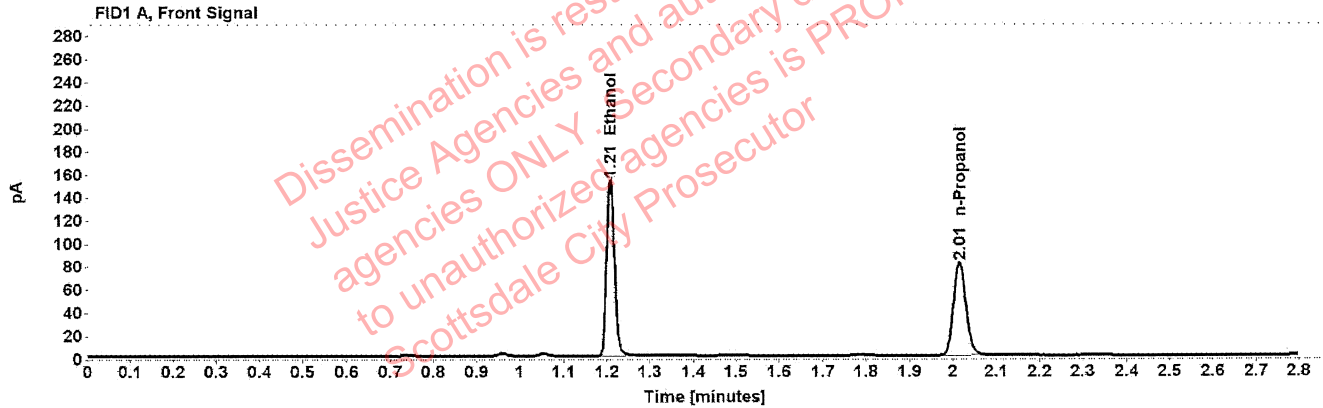


Table 1: FID 1 A (column DB-ALC1)

| Compound | Amount (g/100mL) | Time (min) | Peak Area |
|------------|------------------|------------|-----------|
| >Ethanol | 0.3136 | 1.208 | 194.473 |
| n-Propanol | ----- | 2.015 | 161.271 |

Table 2: FID 2 B (column DB-ALC2)

| Compound | Time (min) | Peak Area |
|------------|------------|-----------|
| Ethanol | 1.372 | 246.529 |
| n-Propanol | 2.465 | 201.907 |

Scottsdale Police Department Crime Lab Volatiles Analysis

| | | | |
|--------------|-------------------------------|-----------------|----------------------|
| Sample: | 1380139 | Vial: | 48 |
| Description: | [REDACTED] | LIMS ID: | [REDACTED] |
| Method: | ethanol quant.M | Sequence: | 14Jul21 |
| Instrument: | US14173023 CN14160045 | Injection date: | 7/14/2021 6:04:17 PM |
| Data file: | C:\Chem32\1\Data\14Jul21\48.D | Analyst: | Abbott |

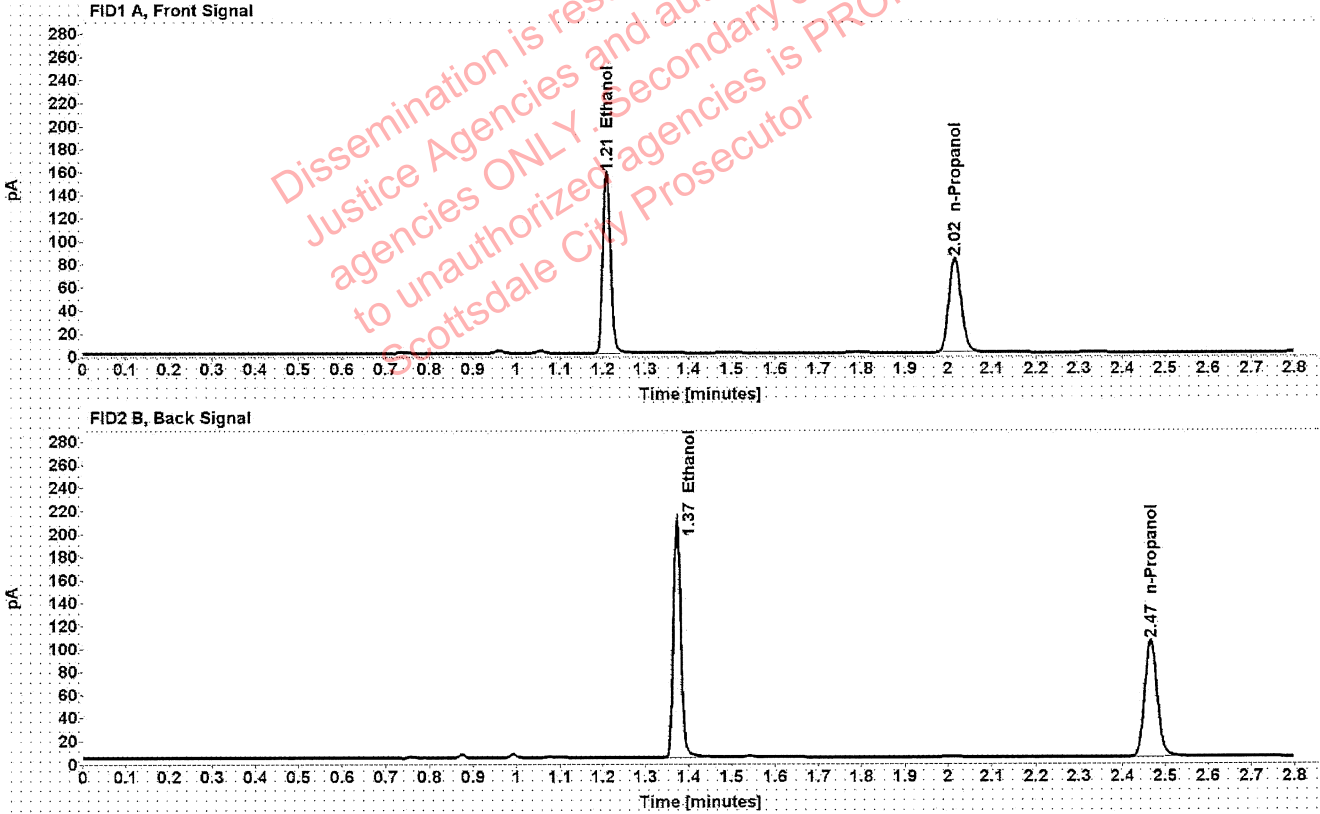


Table 1: FID 1 A (column DB-ALC1)

| Compound | Amount (g/100mL) | Time (min) | Peak Area |
|------------|------------------|------------|-----------|
| >Ethanol | 0.3177 | 1.209 | 199.580 |
| n-Propanol | ----- | 2.016 | 163.360 |

Table 2: FID 2 B (column DB-ALC2)

| Compound | Time (min) | Peak Area |
|------------|------------|-----------|
| Ethanol | 1.373 | 252.909 |
| n-Propanol | 2.466 | 204.535 |

Scottsdale Police Department Crime Lab Volatiles Analysis

| | | | |
|--------------|-------------------------------|-----------------|----------------------|
| Sample: | 1380055 | Vial: | 49 |
| Description: | [REDACTED] | LIMS ID: | [REDACTED] |
| Method: | ethanol quant.M | Sequence: | 14Jul21 |
| Instrument: | US14173023 CN14160045 | Injection date: | 7/14/2021 6:08:33 PM |
| Data file: | C:\Chem32\1\Data\14Jul21\49.D | Analyst: | Abbott |

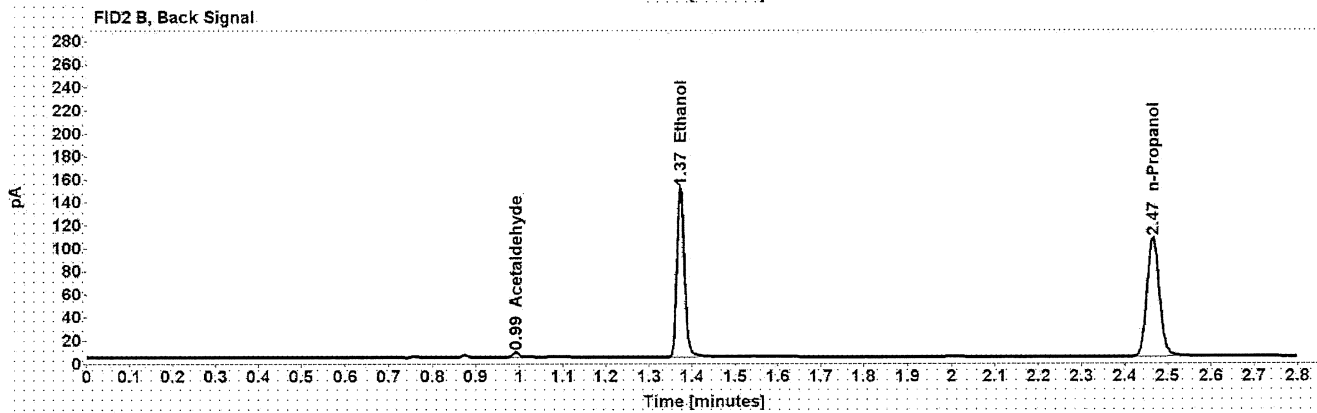
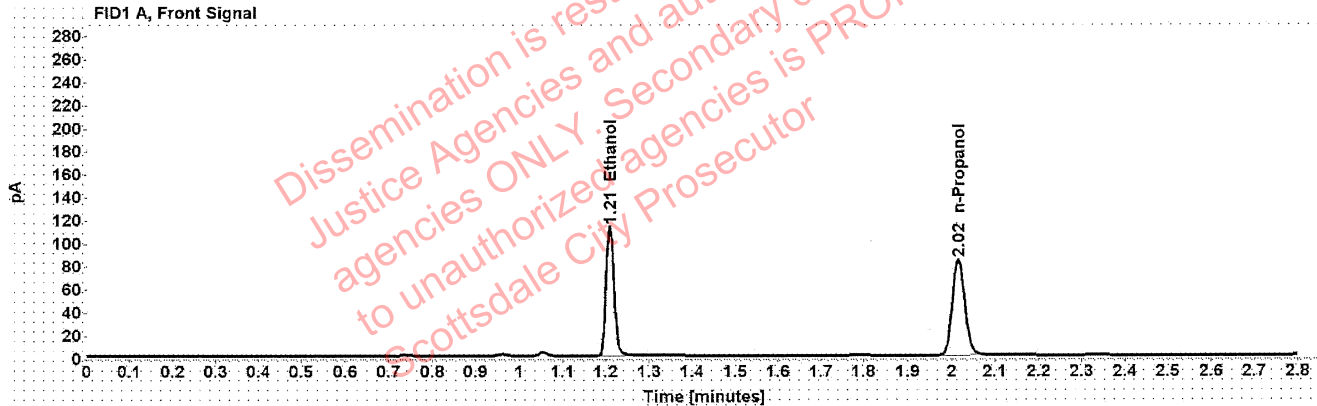


Table 1: FID 1 A (column DB-ALC1)

| Compound | Amount (g/100mL) | Time (min) | Peak Area |
|------------|------------------|------------|-----------|
| >Ethanol | 0.2253 | 1.209 | 143.681 |
| n-Propanol | ----- | 2.016 | 166.162 |

Table 2: FID 2 B (column DB-ALC2)

| Compound | Time (min) | Peak Area |
|--------------|------------|-----------|
| Acetaldehyde | 0.992 | 4.184 |
| Ethanol | 1.373 | 180.842 |
| n-Propanol | 2.466 | 207.964 |

Scottsdale Police Department Crime Lab Volatiles Analysis

| | | | |
|--------------|-------------------------------|-----------------|----------------------|
| Sample: | 1380055 | Vial: | 50 |
| Description: | [REDACTED] | LIMS ID: | [REDACTED] |
| Method: | ethanol quant.M | Sequence: | 14Jul21 |
| Instrument: | US14173023 CN14160045 | Injection date: | 7/14/2021 6:12:33 PM |
| Data file: | C:\Chem32\1\Data\14Jul21\50.D | Analyst: | Abbott |

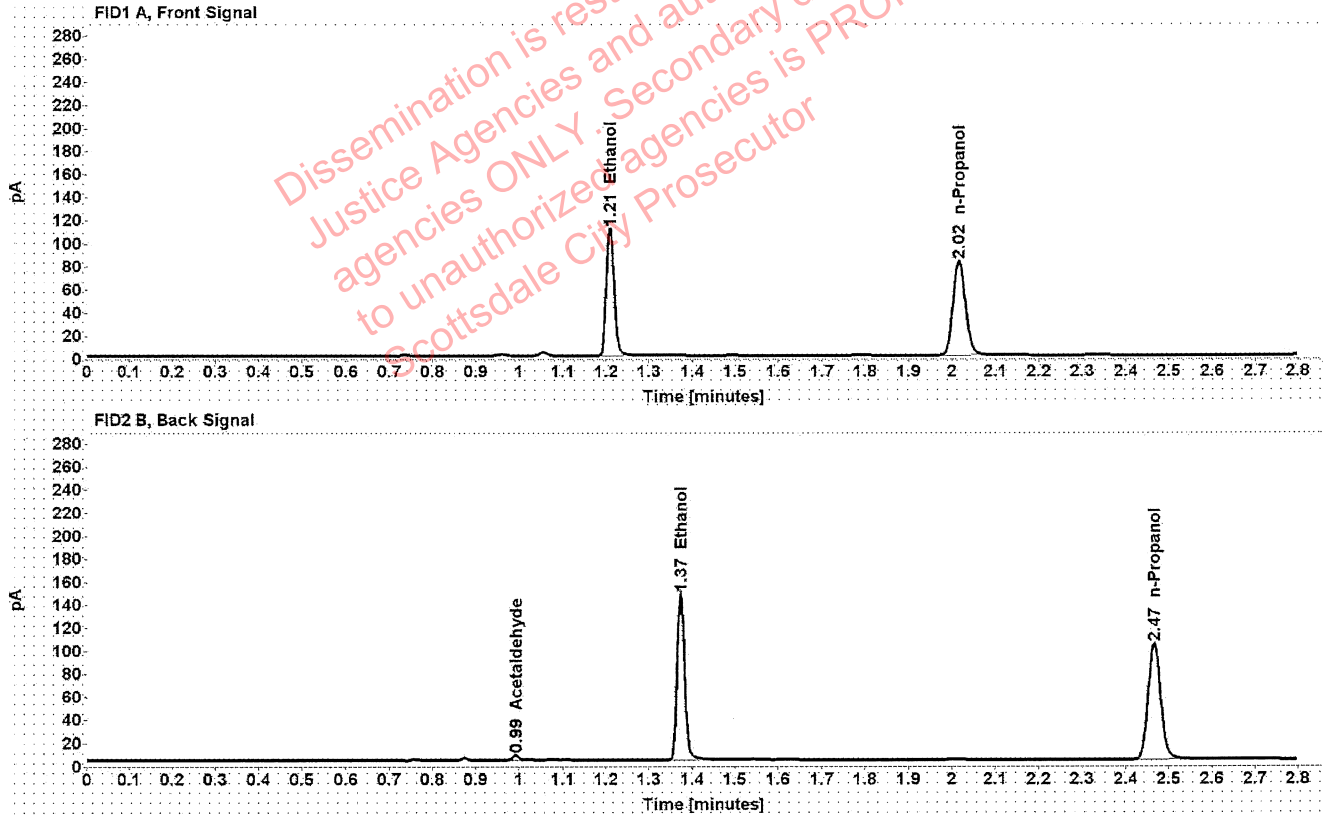


Table 1: FID 1 A (column DB-ALC1)

| Compound | Amount (g/100mL) | Time (min) | Peak Area |
|------------|------------------|------------|-----------|
| >Ethanol | 0.2251 | 1.209 | 140.875 |
| n-Propanol | ----- | 2.016 | 163.069 |

Table 2: FID 2 B (column DB-ALC2)

| Compound | Time (min) | Peak Area |
|--------------|------------|-----------|
| Acetaldehyde | 0.992 | 4.137 |
| Ethanol | 1.373 | 177.641 |
| n-Propanol | 2.466 | 204.288 |

Scottsdale Police Department Crime Lab Volatiles Analysis

| | | | |
|--------------|------------------------------|-----------------|----------------------|
| Sample: | 4110320133/2 | Vial: | 51 |
| Description: | ACQ, 0.199 | LIMS ID: | verification |
| Method: | ethanol quant.M | Sequence: | 14Jul21 |
| Instrument: | US14173023 CN14160045 | Injection date: | 7/14/2021 6:16:32 PM |
| Data file: | C:\Chem321\Data\14Jul21\51.D | Analyst: | Abbott <i>JA</i> |

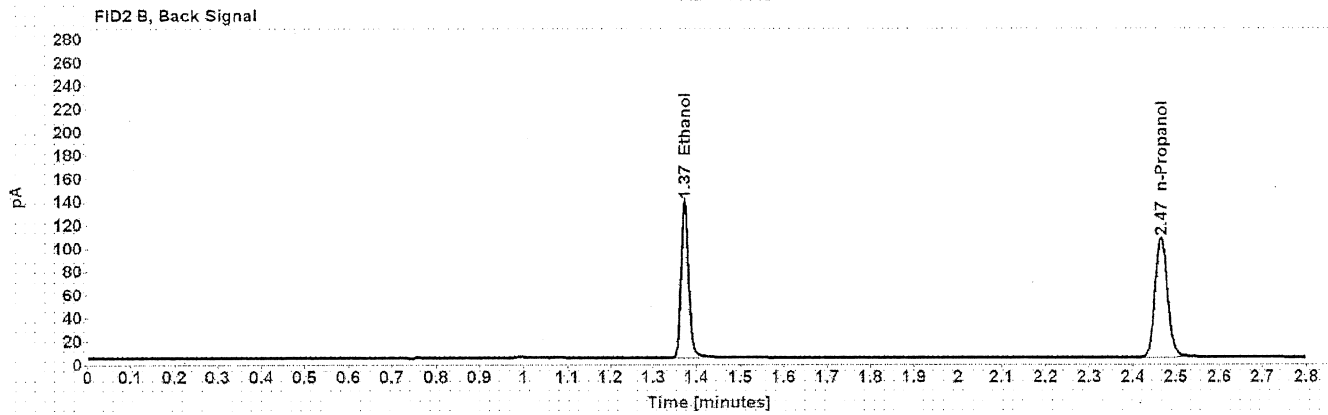
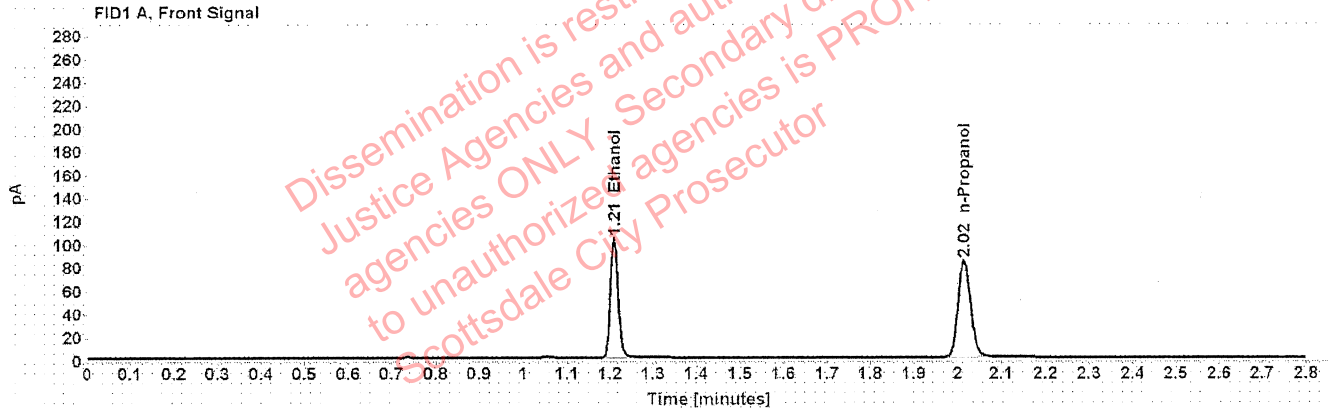


Table 1: FID 1 A (column DB-ALC1)

| Compound | Amount (g/100mL) | Time (min) | Peak Area |
|------------|------------------|------------|-----------|
| >Ethanol | 0.2058 | 1.209 | 132.096 |
| n-Propanol | ----- | 2.015 | 167.277 |

Table 2: FID 2 B (column DB-ALC2)

| Compound | Time (min) | Peak Area |
|------------|------------|-----------|
| Ethanol | 1.373 | 166.608 |
| n-Propanol | 2.466 | 209.305 |

Scottsdale Police Department Crime Lab Volatiles Analysis

| | |
|---|--|
| Sample: 4110320133/2 | Vial: 52 |
| Description: ACQ, 0.199 | LIMS ID: verification |
| Method: ethanol quant.M | Sequence: 14Jul21 |
| Instrument: US14173023 CN14160045 | Injection date: 7/14/2021 6:20:32 PM |
| Data file: C:\Chem32\1\Data\14Jul21\52.D | Analyst: Abbott JA |

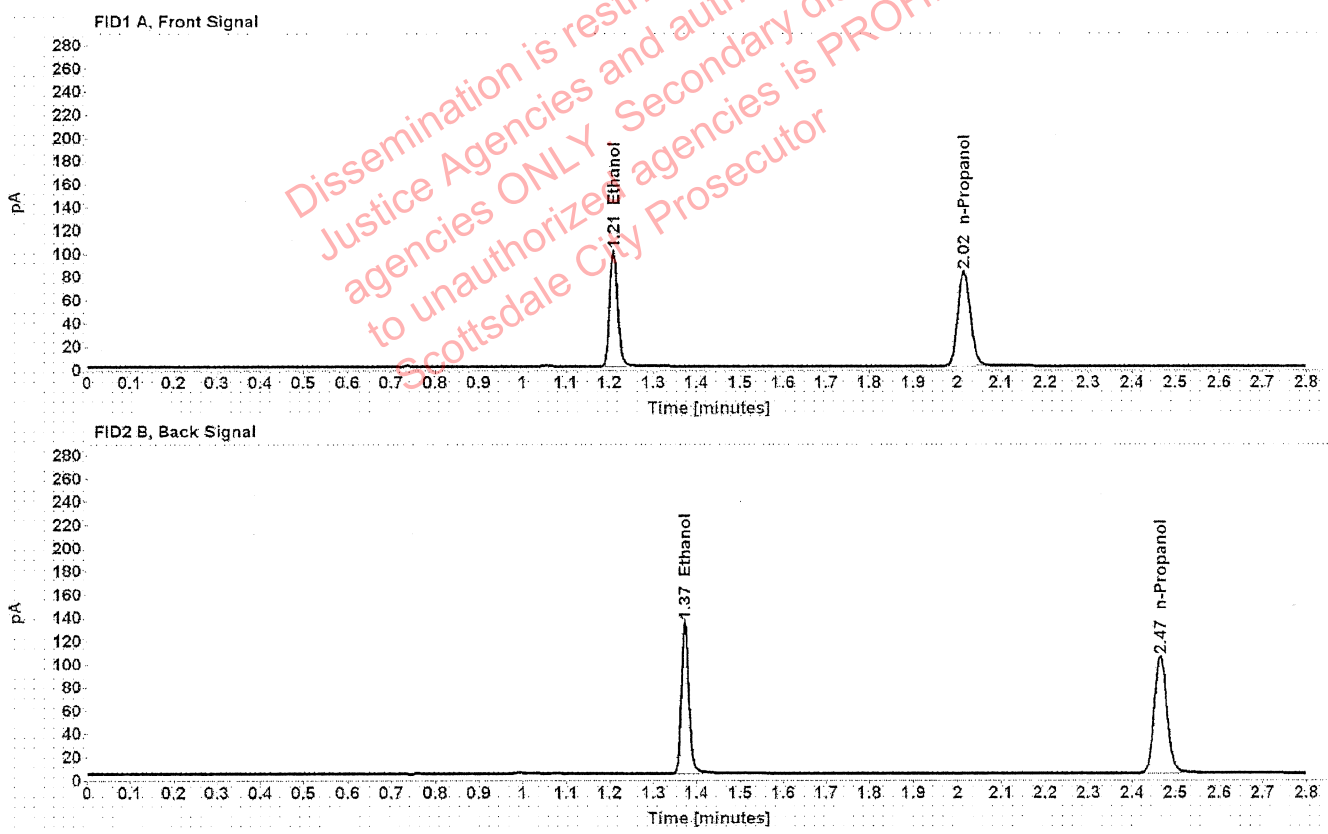


Table 1: FID 1 A (column DB-ALC1)

| Compound | Amount (g/100mL) | Time (min) | Peak Area |
|------------|------------------|------------|-----------|
| >Ethanol | 0.2037 | 1.209 | 127.853 |
| n-Propanol | ----- | 2.015 | 163.604 |

Table 2: FID 2 B (column DB-ALC2)

| Compound | Time (min) | Peak Area |
|------------|------------|-----------|
| Ethanol | 1.373 | 161.344 |
| n-Propanol | 2.466 | 205.033 |