

SCOTTSDALE POLICE DEPARTMENT CRIME LABORATORY BLOOD ALCOHOL FACE SHEET

ANALYSIS DATE 02/23/2022 SEQUENCE NAME 23Feb22

EQUIPMENT

Pipettor Hamilton ML600EH7497 Hamilton ML600GJ10749
 Gas Chromatograph Agilent US14173023

INSTRUMENT CALIBRATION

Vial 1 0.02 calibrator Lot FN06141806 Coefficient of determination (r²)
 Vial 2 0.10 calibrator Lot FN05311902 0.99996
 Vial 3 0.20 calibrator Lot FN05101903
 Vial 4 0.40 calibrator Lot FN10051906

CALIBRATION VERIFICATION AND RESOLUTION TEST

Vial	Sample	Expected result	Measured result	Manufacturer/lot
5	Blank	Not detected	Not detected	SPD lab 010722AQ
6	Volatiles mixture	6 compounds	6 compounds	SPD lab 050721MIX
7	Aqueous control	0.400 g/dL	0.401 g/dL	Lipomed 11092018-A
8	Aqueous control	0.040 g/dL	0.041 g/dL	Lipomed 14082019-B
9	Blood control	0.199 g/dL	0.200 g/dL	ACQ 4110320133/2
20	Aqueous control	0.080 g/dL	0.080 g/dL	Lipomed 20012020-B
31	Blood control	0.199 g/dL	0.201 g/dL	ACQ 4110320133/2
42	Aqueous control	0.080 g/dL	0.081 g/dL	Lipomed 20012020-B
53	Aqueous control	0.400 g/dL	0.406 g/dL	Lipomed 11092018-A
54	Aqueous control	0.040 g/dL	0.042 g/dL	Lipomed 14082019-B
55	Blood control	0.199 g/dL	0.203 g/dL	ACQ 4110320133/2
56	Blank	Not detected	Not detected	SPD lab 101921WB

SUBJECT SAMPLES

Subjects in the sequence 20 Subjects requiring reanalysis 0

ADDITIONAL NOTES: All testing proceeded as expected.

Run valid Run invalid Erika Canonico Analyst
 Run valid Run invalid [Signature] Technical Reviewer

Scottsdale Police Department Crime Laboratory Sequence Quality Assurance Summary

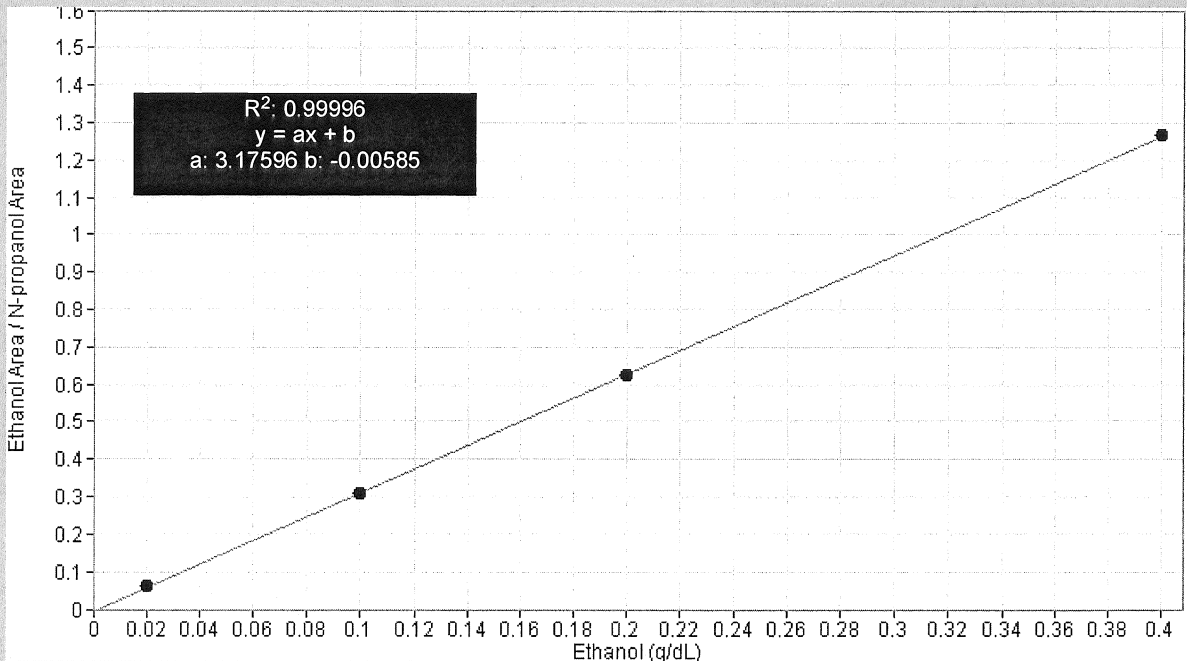
SEQUENCE NAME: 23Feb22

ANALYST: Canonico ec

Sample Name	Vial	Measured Value (g/dL)	Expected Value (g/dL)	Percent Difference	Absolute Difference (g/dL)
blank 010722AQ	5	negative	negative	-	-
0.400 11092018-A	7	0.401	0.400	0.25	0.001
0.040 14082019-B	8	0.041	0.040	2.50	0.001
0.199 4110320133/2	9	0.200	0.199	0.50	0.001
0.080 20012020-B	20	0.080	0.080	0.00	0.000
0.199 4110320133/2	31	0.201	0.199	1.01	0.002
0.080 20012020-B	42	0.081	0.080	1.25	0.001
0.400 11092018-A	53	0.406	0.400	1.50	0.006
0.040 14082019-B	54	0.042	0.040	5.00	0.002
0.199 4110320133/2	55	0.203	0.199	2.01	0.004
blank 101921WB	56	negative	negative	-	-

Calibrator	Ethanol Area	N-propanol Area	Ratio
0.020	11.468	188.254	0.061
0.100	59.410	191.761	0.310
0.200	120.492	192.461	0.626
0.400	240.522	189.913	1.267

Calibration Line



Scottsdale Police Department Crime Lab Volatiles Analysis

Sample: FN06141806	Vial: 1
Description: 0.020 calibrator	Sequence: 23Feb22
Method: ethanol quant.M	Injection date: 2/23/2022 3:05:29 PM
Instrument: US14173023 CN14160045	Analyst: Canonico EJ
Data file: C:\Chem321\Data\23Feb22\1.D	

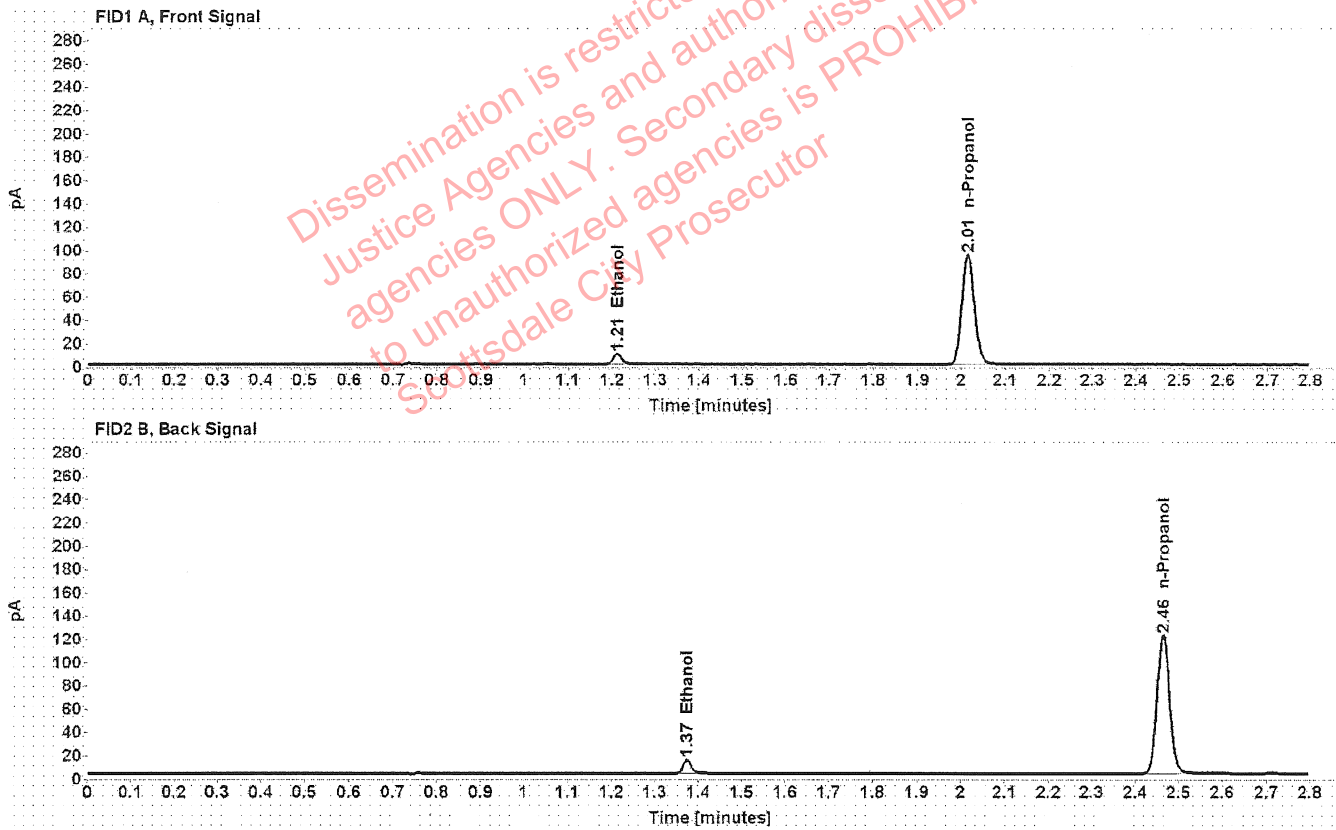


Table 1: FID 1 A (column DB-ALC1)

Compound	Time (min)	Peak Area
Ethanol	1.212	11.468
n-Propanol	2.015	188.254

Table 2: FID 2 B (column DB-ALC2)

Compound	Time (min)	Peak Area
Ethanol	1.374	14.423
n-Propanol	2.465	238.862

Scottsdale Police Department Crime Lab Volatiles Analysis

Sample: FN05311902	Vial: 2
Description: 0.100 calibrator	Sequence: 23Feb22
Method: ethanol quant.M	Injection date: 2/23/2022 3:09:30 PM
Instrument: US14173023 CN14160045	Analyst: Canonico ec
Data file: C:\Chem321\Data\23Feb22\2.D	

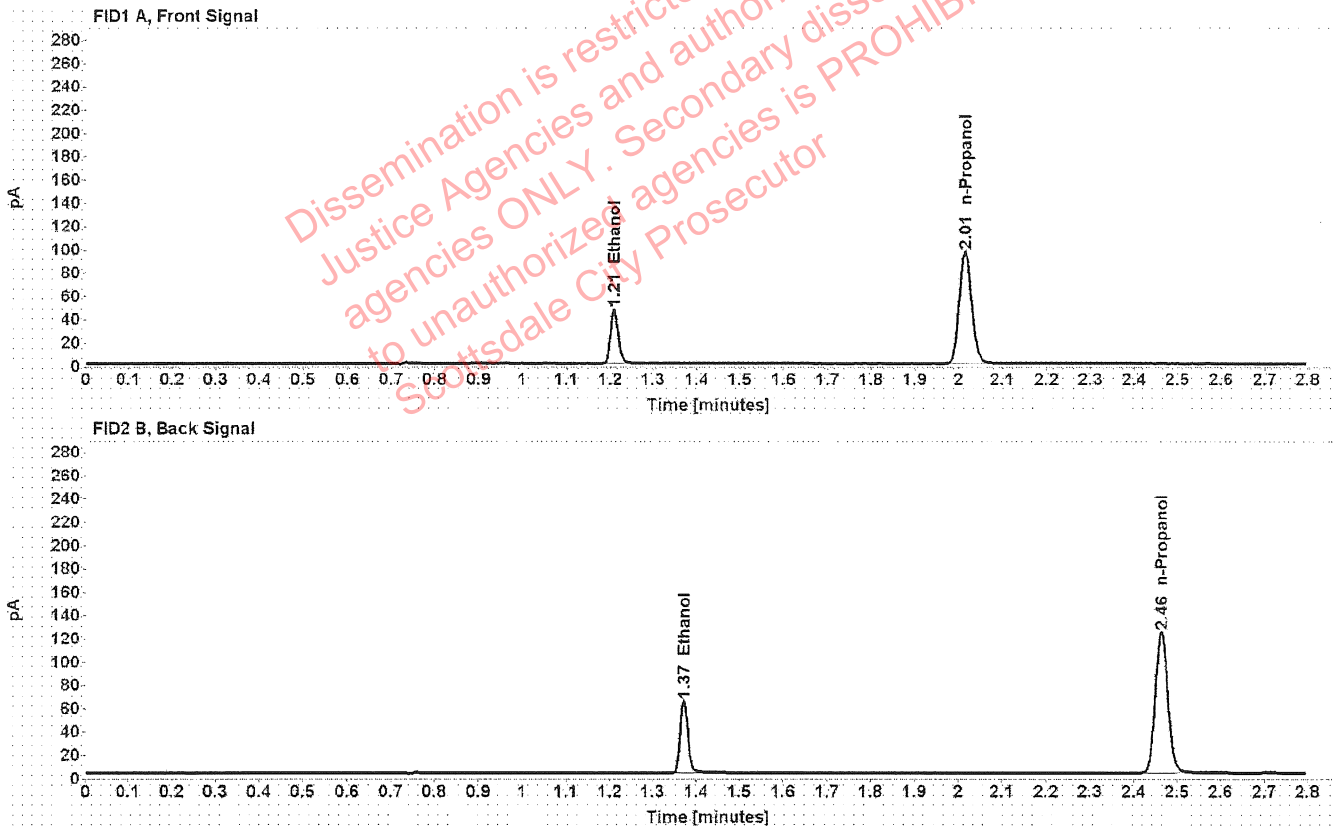


Table 1: FID 1 A (column DB-ALC1)

Compound	Time (min)	Peak Area
Ethanol	1.209	59.410
n-Propanol	2.015	191.761

Table 2: FID 2 B (column DB-ALC2)

Compound	Time (min)	Peak Area
Ethanol	1.372	75.446
n-Propanol	2.464	243.175

Scottsdale Police Department Crime Lab Volatiles Analysis

Sample:	FN05101903	Vial:	3
Description:	0.200 calibrator	Sequence:	23Feb22
Method:	ethanol quant.M	Injection date:	2/23/2022 3:13:30 PM
Instrument:	US14173023 CN14160045	Analyst:	Canonico
Data file:	C:\Chem32\1\Data\23Feb22\3.D		

ee

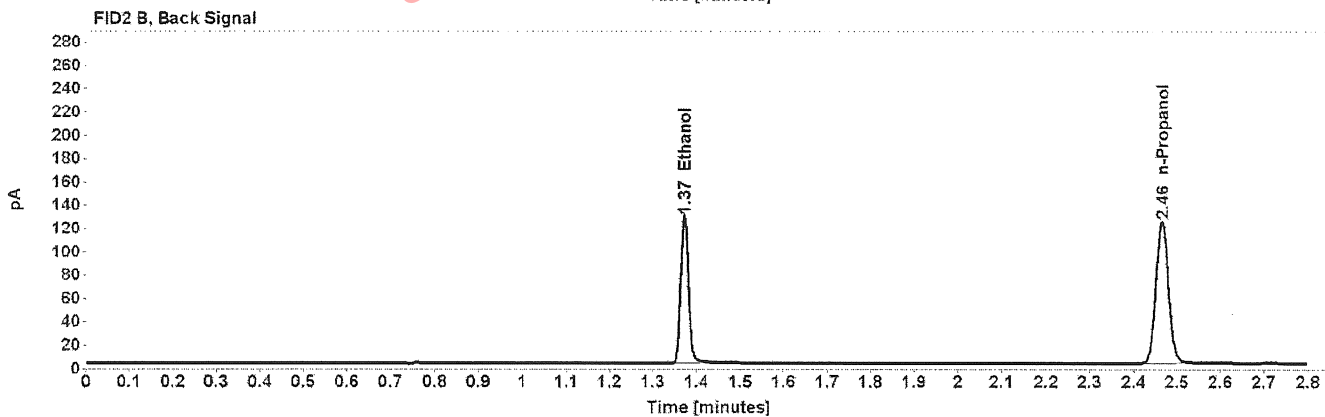
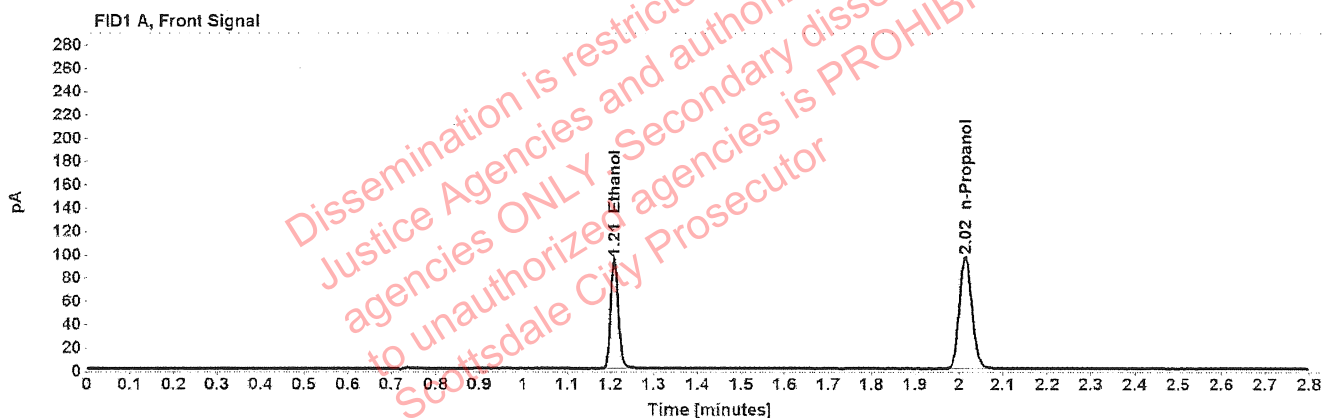


Table 1: FID 1 A (column DB-ALC1)

Compound	Time (min)	Peak Area
Ethanol	1.209	120.492
n-Propanol	2.015	192.461

Table 2: FID 2 B (column DB-ALC2)

Compound	Time (min)	Peak Area
Ethanol	1.372	153.118
n-Propanol	2.465	244.140

Scottsdale Police Department Crime Lab Volatiles Analysis

Sample:	FN10051906	Vial:	4
Description:	0.400 calibrator	Sequence:	23Feb22
Method:	ethanol quant.M	Injection date:	2/23/2022 3:17:29 PM
Instrument:	US14173023 CN14160045	Analyst:	Canonico EE
Data file:	C:\Chem32\1\Data\23Feb22\4.D		

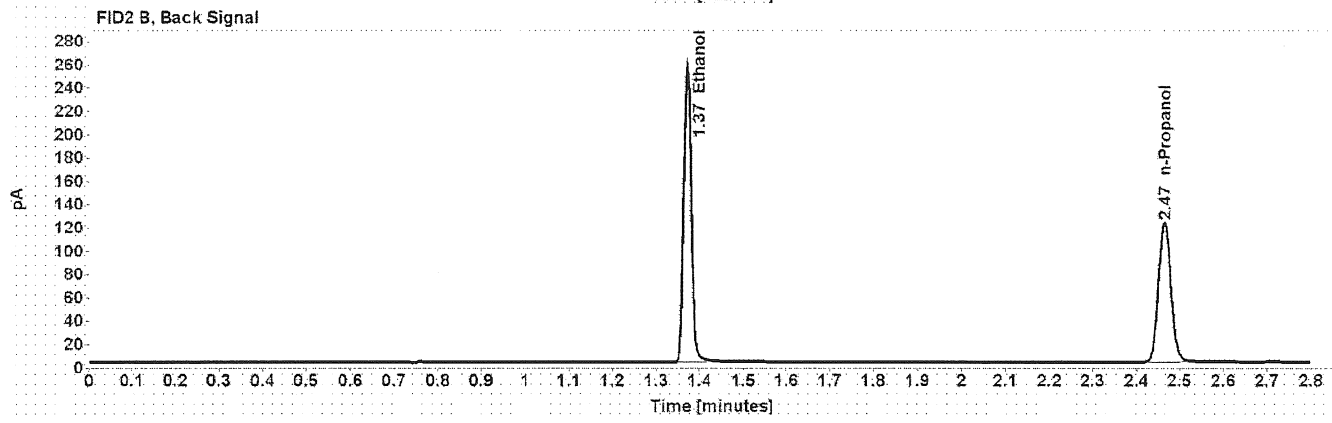
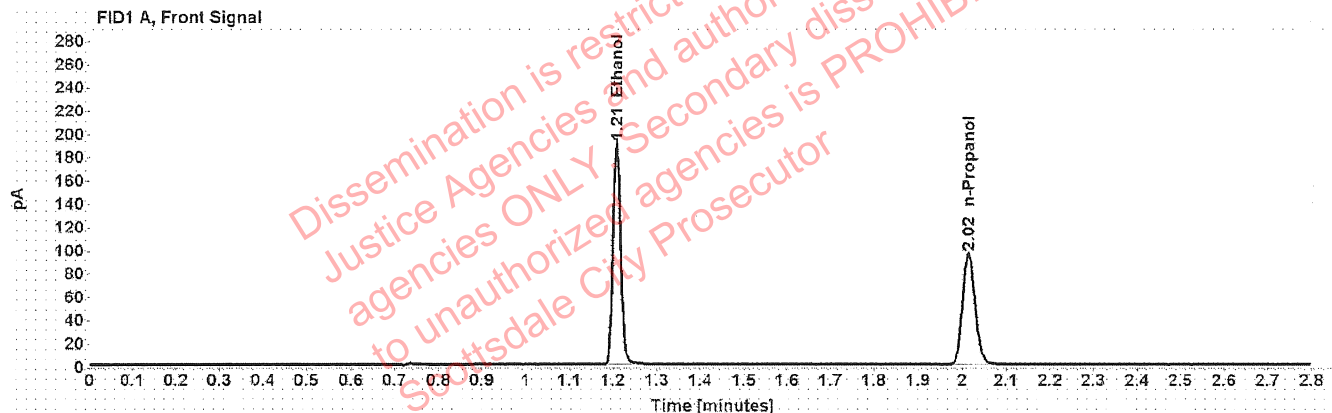


Table 1: FID 1 A (column DB-ALC1)

Compound	Time (min)	Peak Area
Ethanol	1.208	240.522
n-Propanol	2.015	189.913

Table 2: FID 2 B (column DB-ALC2)

Compound	Time (min)	Peak Area
Ethanol	1.372	306.471
n-Propanol	2.465	240.947

Scottsdale Police Department Crime Lab Volatiles Analysis

Sample:	010722AQ	Vial:	5
Description:	Negative	LIMS ID:	
Method:	ethanol quant.M	Sequence:	23Feb22
Instrument:	US14173023 CN14160045	Injection date:	2/23/2022 3:21:29 PM
Data file:	C:\Chem32\1\Data\23Feb22\5.D	Analyst:	Canonico <i>ec</i>

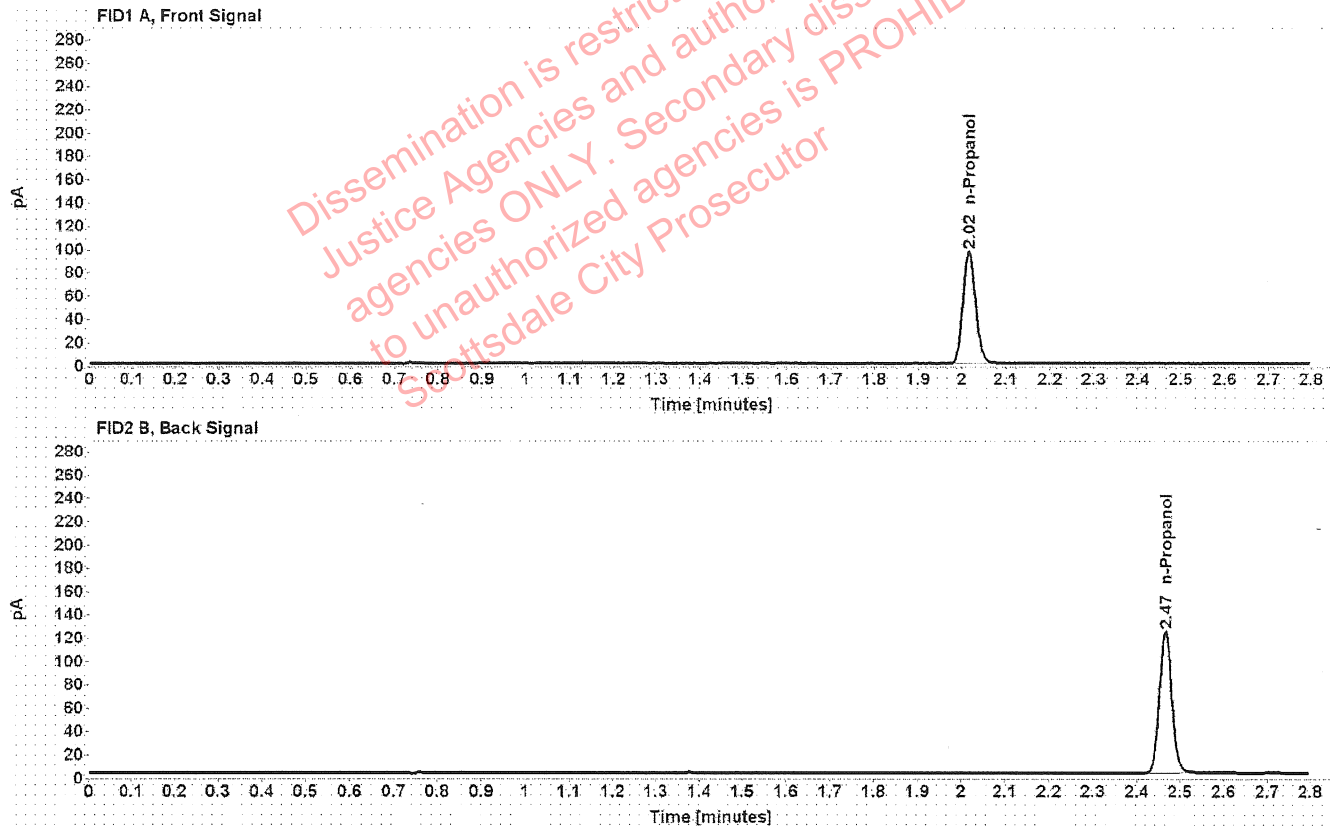


Table 1: FID 1 A (column DB-ALC1)

Compound	Amount (g/100mL)	Time (min)	Peak Area
n-Propanol	-----	2.016	192.199

Table 2: FID 2 B (column DB-ALC2)

Compound	Time (min)	Peak Area
n-Propanol	2.466	243.706

Scottsdale Police Department Crime Lab Volatiles Analysis

Sample:	050721MIX	Vial:	6
Description:	Volatiles mix	LIMS ID:	
Method:	ethanol quant.M	Sequence:	23Feb22
Instrument:	US14173023 CN14160045	Injection date:	2/23/2022 3:25:31 PM
Data file:	C:\Chem32\1\Data\23Feb22\6.D	Analyst:	Canonico <i>ec</i>

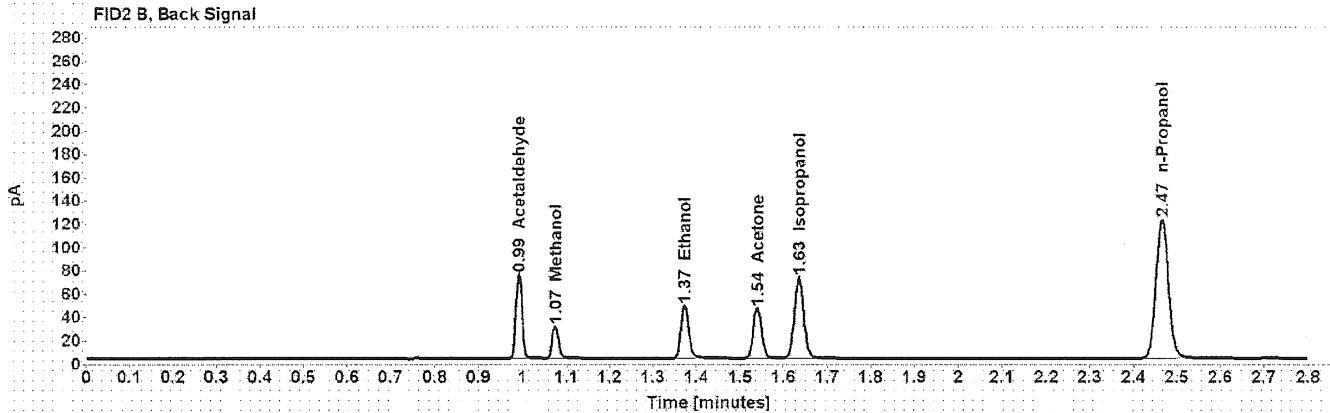
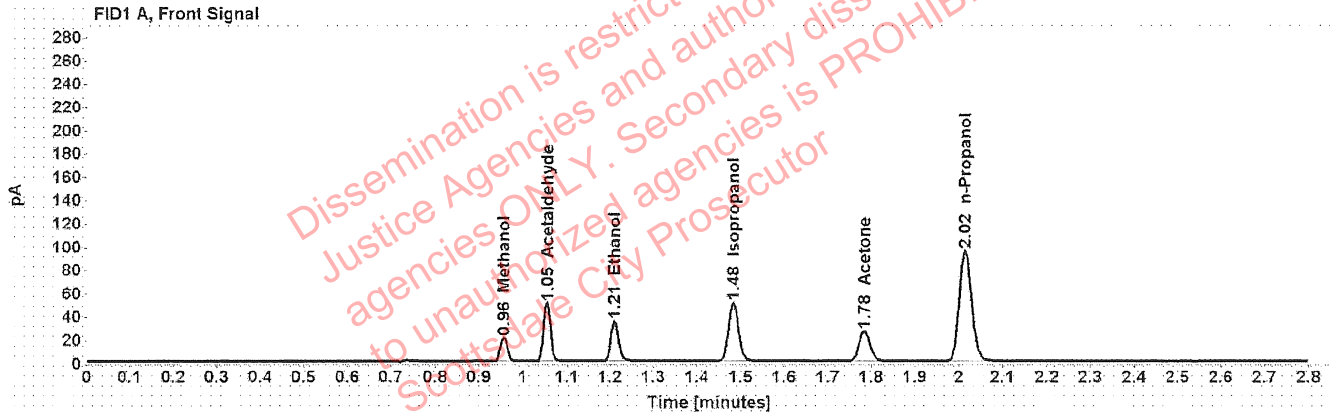


Table 1: FID 1 A (column DB-ALC1)

Compound	Amount (g/100mL)	Time (min)	Peak Area
Methanol	-----	0.957	22.518
Acetaldehyde	-----	1.055	55.224
>Ethanol	0.0751	1.210	44.001
Isopropanol	-----	1.483	80.725
Acetone	-----	1.784	44.776
n-Propanol	-----	2.015	189.005

Table 2: FID 2 B (column DB-ALC2)

Compound	Time (min)	Peak Area
Acetaldehyde	0.992	71.422
Methanol	1.074	29.176
Ethanol	1.373	55.699
Acetone	1.540	56.848
Isopropanol	1.635	104.388
n-Propanol	2.465	239.741

Scottsdale Police Department Crime Lab Volatiles Analysis

Sample:	11092018-A	Vial:	7
Description:	0.400	LIMS ID:	
Method:	ethanol quant.M	Sequence:	23Feb22
Instrument:	US14173023 CN14160045	Injection date:	2/23/2022 3:29:44 PM
Data file:	C:\Chem32\1\Data\23Feb22\7.D	Analyst:	Canonico <i>ec</i>

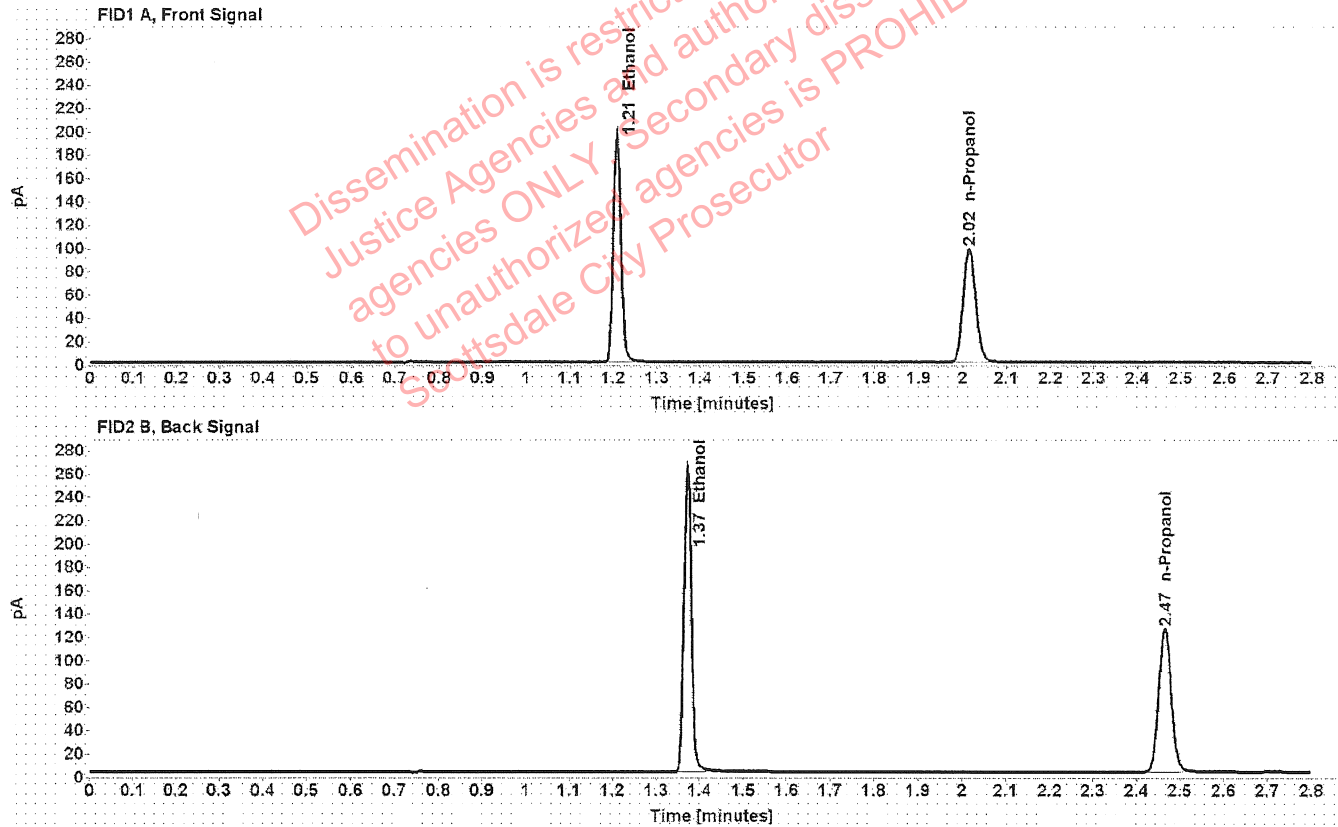


Table 1: FID 1 A (column DB-ALC1)

Compound	Amount (g/100mL)	Time (min)	Peak Area
>Ethanol	0.4015	1.208	247.974
n-Propanol	-----	2.015	195.349

Table 2: FID 2 B (column DB-ALC2)

Compound	Time (min)	Peak Area
Ethanol	1.372	315.729
n-Propanol	2.465	247.757

Scottsdale Police Department Crime Lab Volatiles Analysis

Sample:	14082019-B	Vial:	8
Description:	0.040	LIMS ID:	
Method:	ethanol quant.M	Sequence:	23Feb22
Instrument:	US14173023 CN14160045	Injection date:	2/23/2022 3:33:44 PM
Data file:	C:\Chem32\1\Data\23Feb22\8.D	Analyst:	Canonico <i>EC</i>

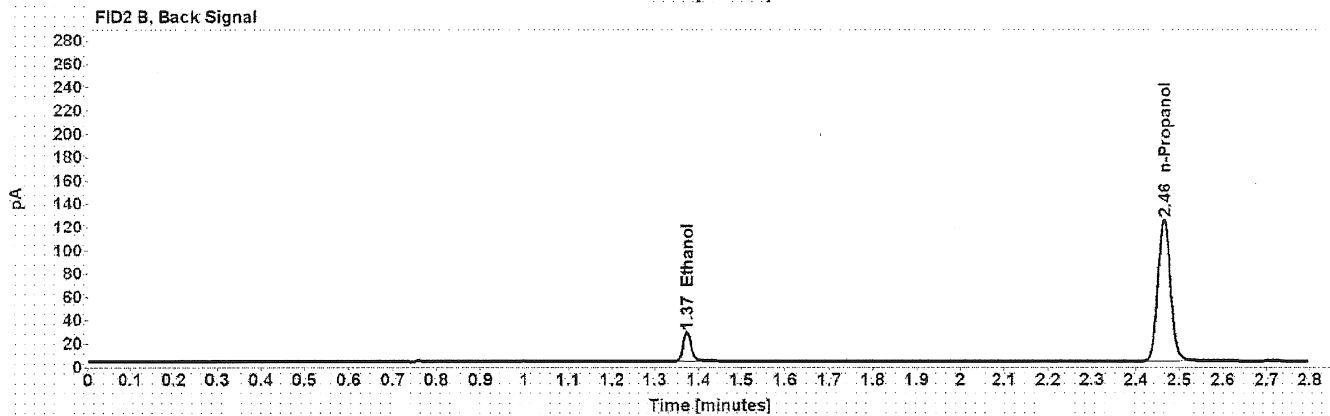
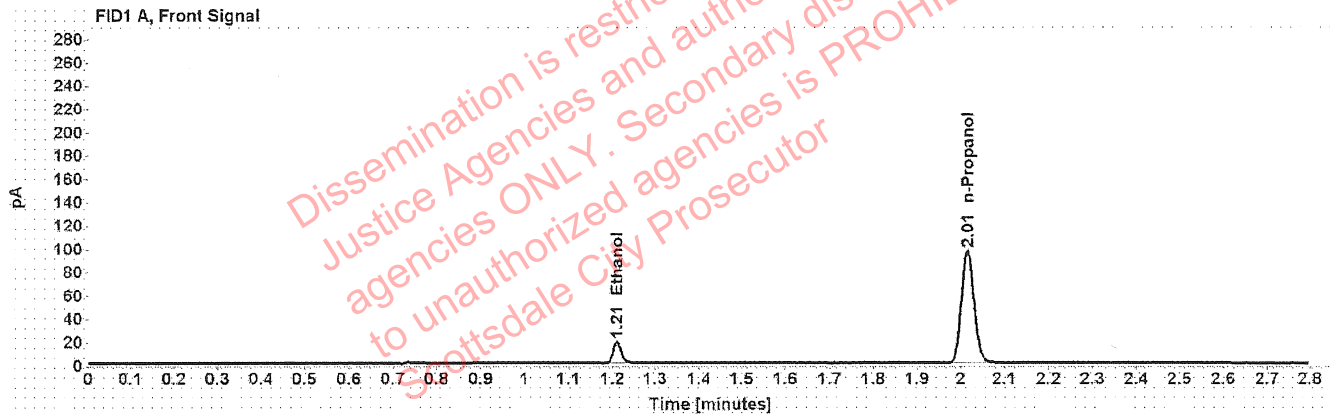


Table 1: FID 1 A (column DB-ALC1)

Compound	Amount (g/100mL)	Time (min)	Peak Area
>Ethanol	0.0413	1.211	24.191
n-Propanol	-----	2.015	193.026

Table 2: FID 2 B (column DB-ALC2)

Compound	Time (min)	Peak Area
Ethanol	1.373	30.712
n-Propanol	2.465	244.990

Scottsdale Police Department Crime Lab Volatiles Analysis

Sample: 4110320133/2	Vial: 9
Description: 0.199	LIMS ID:
Method: ethanol quant.M	Sequence: 23Feb22
Instrument: US14173023 CN14160045	Injection date: 2/23/2022 3:37:45 PM
Data file: C:\Chem32\1\Data\23Feb22\9.D	Analyst: Canonico <i>80</i>

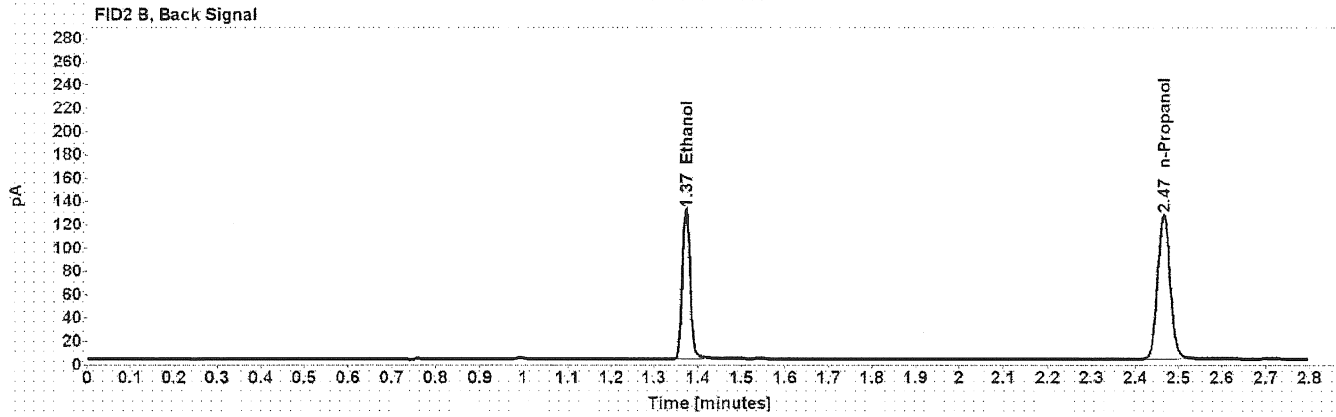
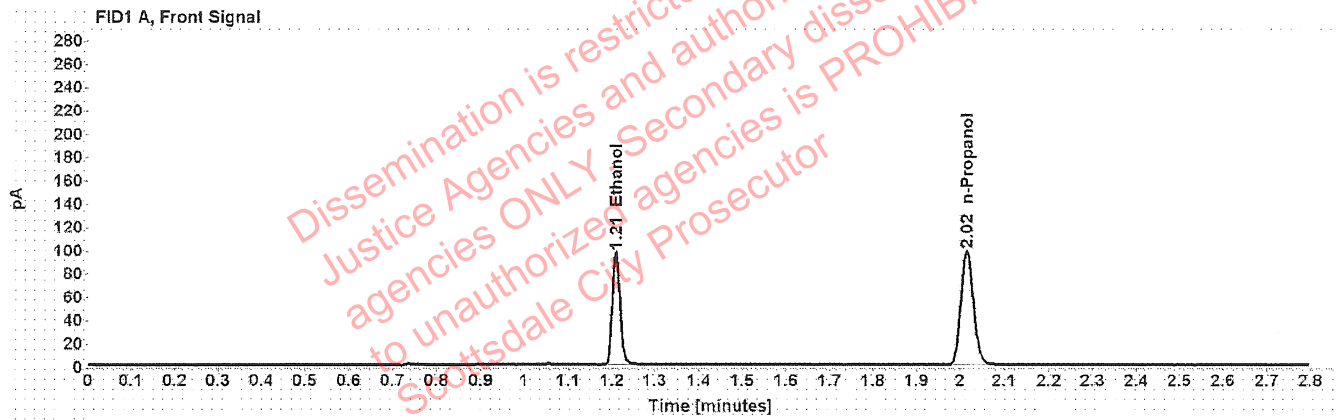


Table 1: FID 1 A (column DB-ALC1)

Compound	Amount (g/100mL)	Time (min)	Peak Area
>Ethanol	0.2008	1.209	123.481
n-Propanol	-----	2.015	195.414

Table 2: FID 2 B (column DB-ALC2)

Compound	Time (min)	Peak Area
Ethanol	1.373	157.326
n-Propanol	2.466	247.959

Scottsdale Police Department Crime Lab Volatiles Analysis

Sample:	20012020-B	Vial:	20
Description:	0.080	LIMS ID:	
Method:	ethanol quant.M	Sequence:	23Feb22
Instrument:	US14173023 CN14160045	Injection date:	2/23/2022 4:22:14 PM
Data file:	C:\Chem32\1\Data\23Feb22\20.D	Analyst:	Canonico <i>ee</i>

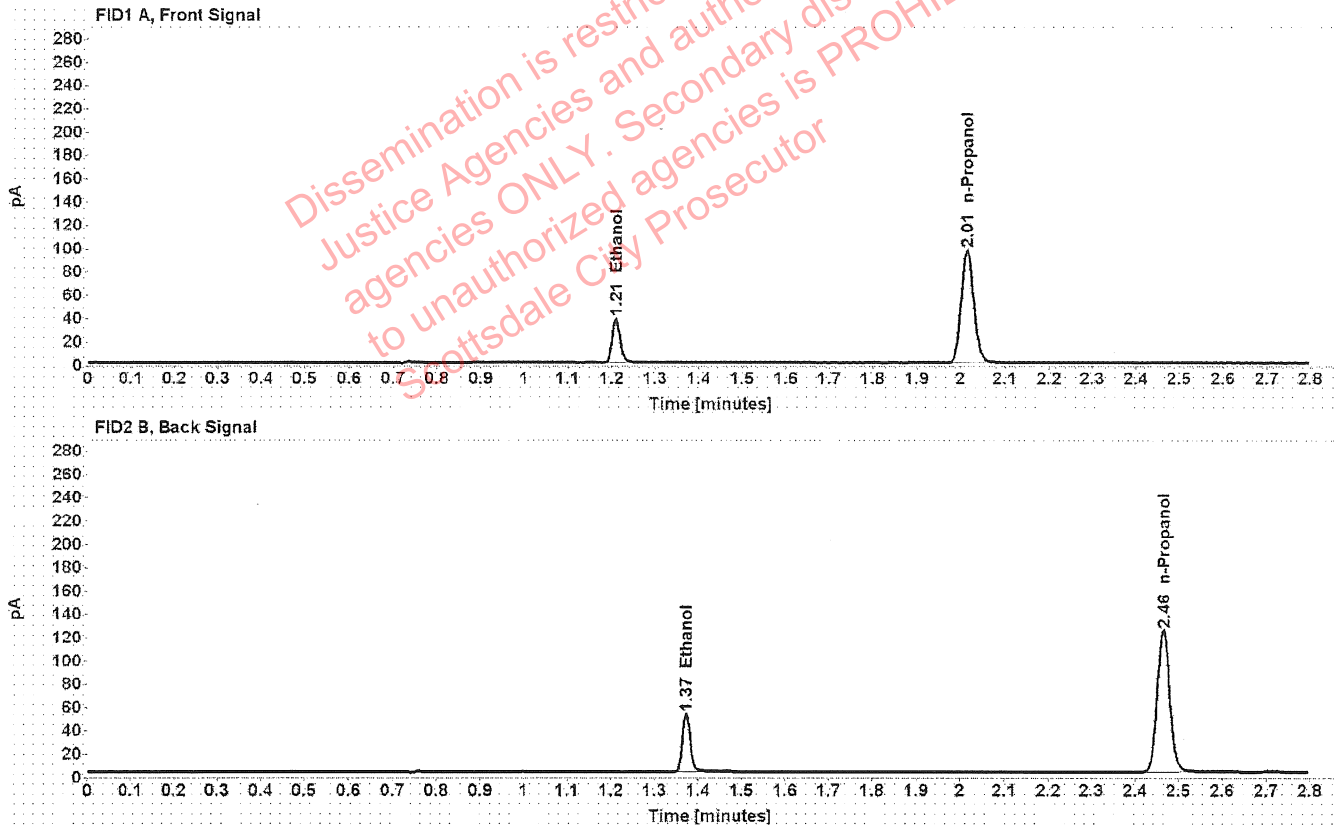


Table 1: FID 1 A (column DB-ALC1)

Compound	Amount (g/100mL)	Time (min)	Peak Area
>Ethanol	0.0807	1.210	48.334
n-Propanol	-----	2.015	193.036

Table 2: FID 2 B (column DB-ALC2)

Compound	Time (min)	Peak Area
Ethanol	1.373	61.517
n-Propanol	2.465	245.104

Scottsdale Police Department Crime Lab Volatiles Analysis

Sample:	4110320133/2	Vial:	31
Description:	0.199	LIMS ID:	
Method:	ethanol quant.M	Sequence:	23Feb22
Instrument:	US14173023 CN14160045	Injection date:	2/23/2022 5:06:45 PM
Data file:	C:\Chem32\1\Data\23Feb22\31.D	Analyst:	Canonico <i>ee</i>

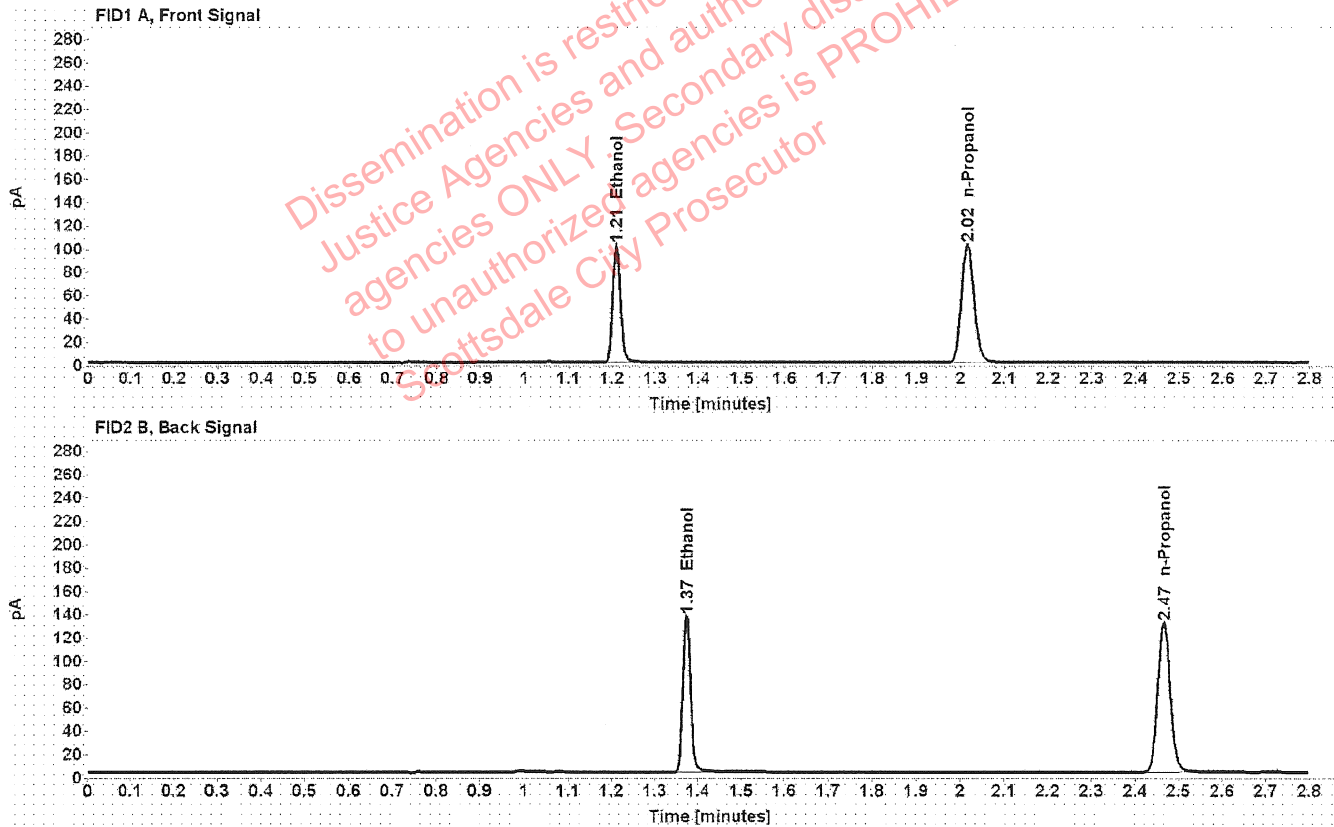


Table 1: FID 1 A (column DB-ALC1)

Compound	Amount (g/100mL)	Time (min)	Peak Area
>Ethanol	0.2013	1.210	128.627
n-Propanol	-----	2.016	203.052

Table 2: FID 2 B (column DB-ALC2)

Compound	Time (min)	Peak Area
Ethanol	1.374	163.958
n-Propanol	2.467	257.716

Scottsdale Police Department Crime Lab Volatiles Analysis

Sample:	20012020-B	Vial:	42
Description:	0.080	LIMS ID:	
Method:	ethanol quant.M	Sequence:	23Feb22
Instrument:	US14173023 CN14160045	Injection date:	2/23/2022 5:51:01 PM
Data file:	C:\Chem32\1\Data\23Feb22\42.D	Analyst:	Canonico <i>ec</i>

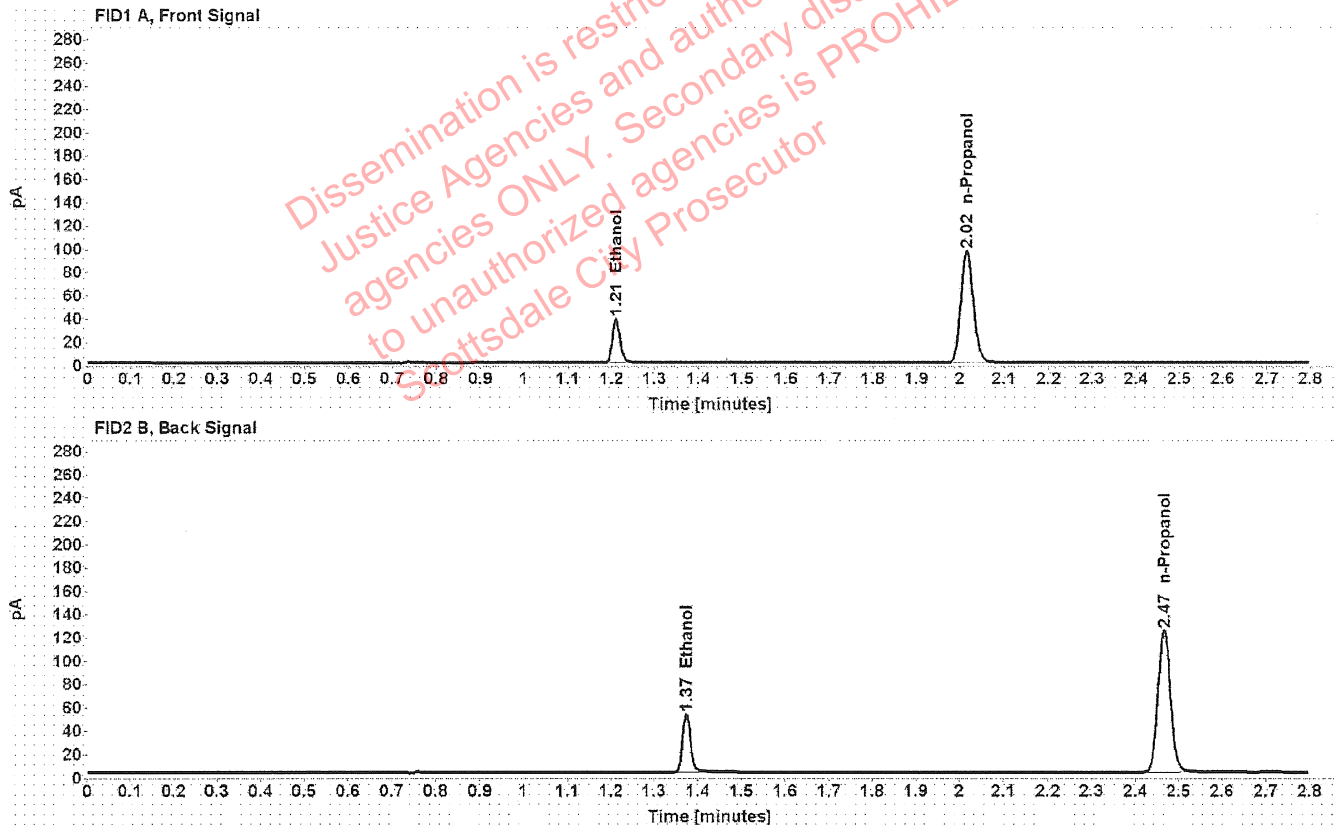


Table 1: FID 1 A (column DB-ALC1)

Compound	Amount (g/100mL)	Time (min)	Peak Area
>Ethanol	0.0812	1.210	48.547
n-Propanol	-----	2.016	192.587

Table 2: FID 2 B (column DB-ALC2)

Compound	Time (min)	Peak Area
Ethanol	1.374	61.540
n-Propanol	2.466	244.838

Scottsdale Police Department Crime Lab Volatiles Analysis

Sample:	11092018-A	Vial:	53
Description:	0.400	LIMS ID:	
Method:	ethanol quant.M	Sequence:	23Feb22
Instrument:	US14173023 CN14160045	Injection date:	2/23/2022 6:35:29 PM
Data file:	C:\Chem32\1\Data\23Feb22\53.D	Analyst:	Canonico <i>ec</i>

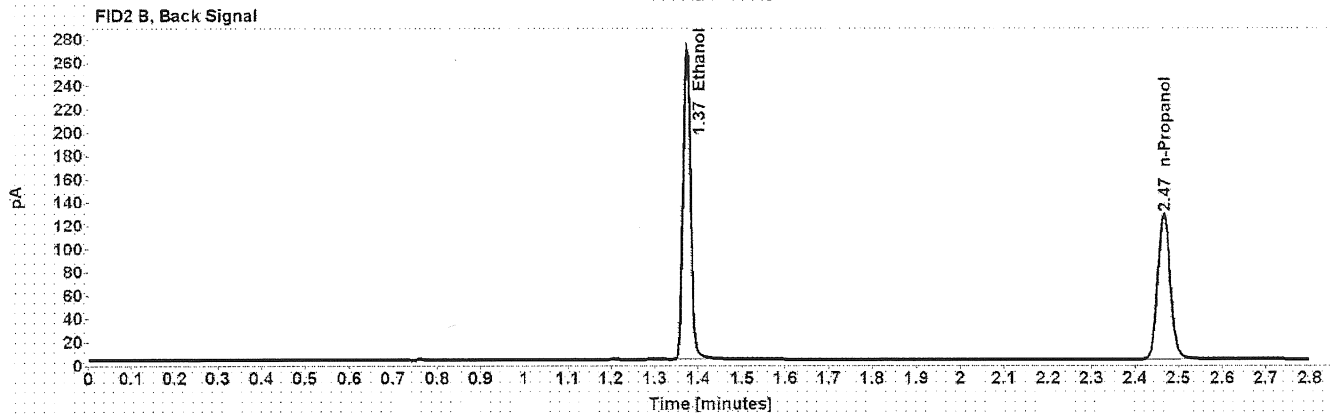
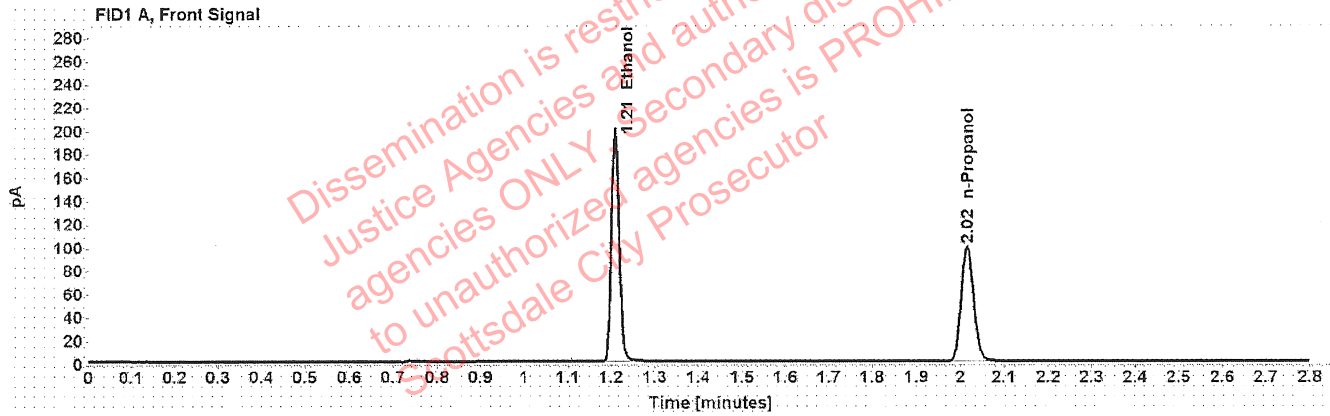


Table 1: FID 1 A (column DB-ALC1)

Compound	Amount (g/100mL)	Time (min)	Peak Area
>Ethanol	0.4062	1.209	253.594
n-Propanol	-----	2.016	197.464

Table 2: FID 2 B (column DB-ALC2)

Compound	Time (min)	Peak Area
Ethanol	1.373	323.497
n-Propanol	2.467	251.082

Scottsdale Police Department Crime Lab Volatiles Analysis

Sample:	14082019-B	Vial:	54
Description:	0.040	LIMS ID:	
Method:	ethanol quant.M	Sequence:	23Feb22
Instrument:	US14173023 CN14160045	Injection date:	2/23/2022 6:39:30 PM
Data file:	C:\Chem32\1\Data\23Feb22\54.D	Analyst:	Canonico <i>EE</i>

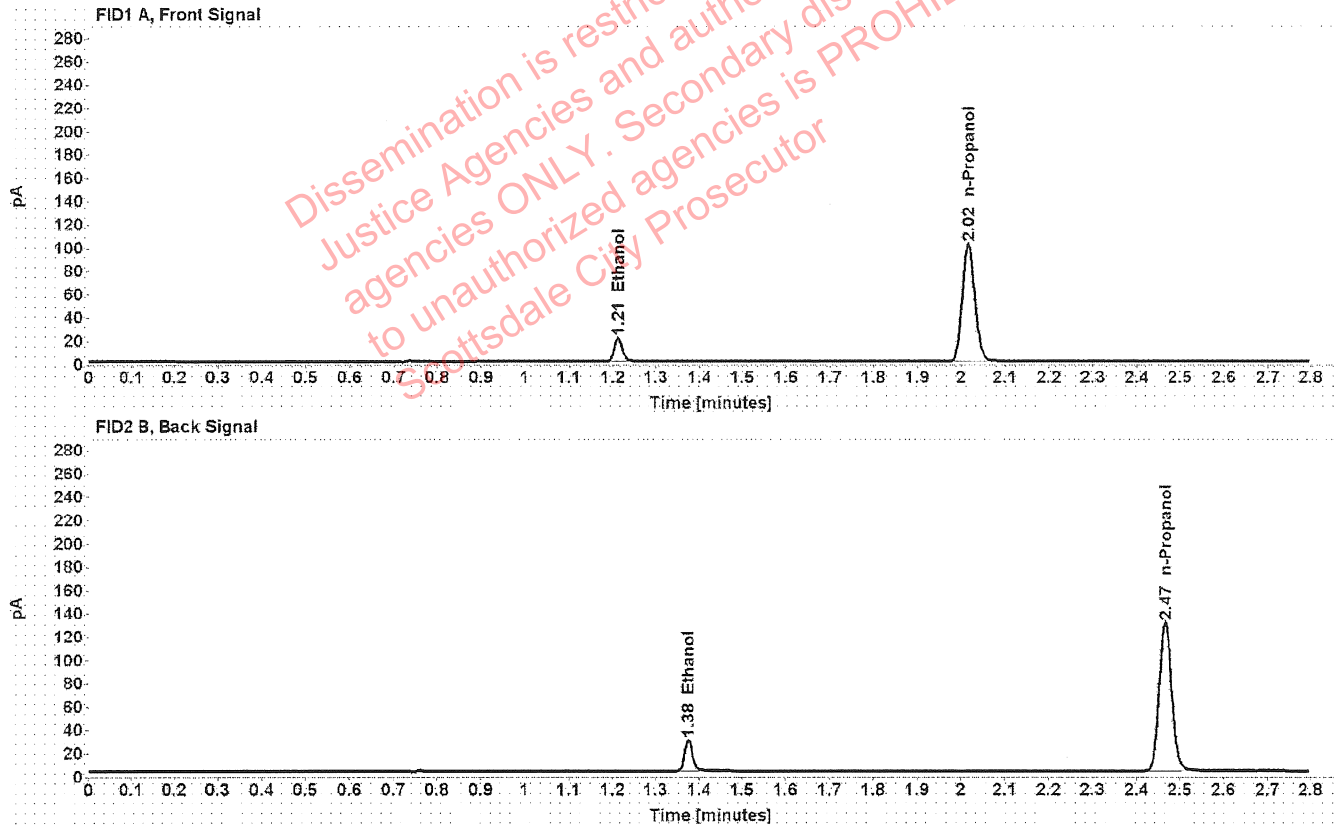


Table 1: FID 1 A (column DB-ALC1)

Compound	Amount (g/100mL)	Time (min)	Peak Area
>Ethanol	0.0423	1.212	25.997
n-Propanol	-----	2.016	202.254

Table 2: FID 2 B (column DB-ALC2)

Compound	Time (min)	Peak Area
Ethanol	1.375	33.002
n-Propanol	2.467	256.923

Scottsdale Police Department Crime Lab Volatiles Analysis

Sample:	4110320133/2	Vial:	55
Description:	0.199	LIMS ID:	
Method:	ethanol quant.M	Sequence:	23Feb22
Instrument:	US14173023 CN14160045	Injection date:	2/23/2022 6:43:46 PM
Data file:	C:\Chem32\1\Data\23Feb22\55.D	Analyst:	Canonico ee

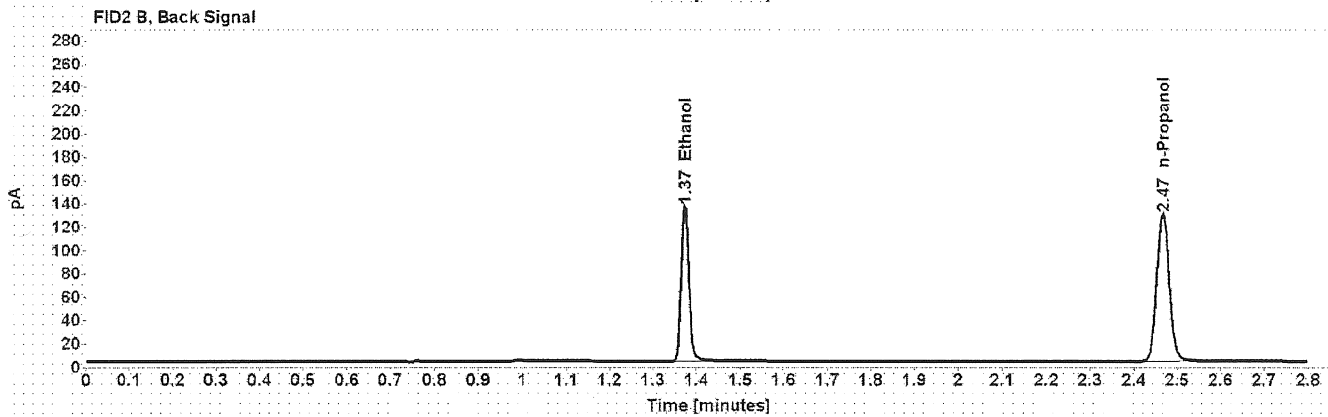
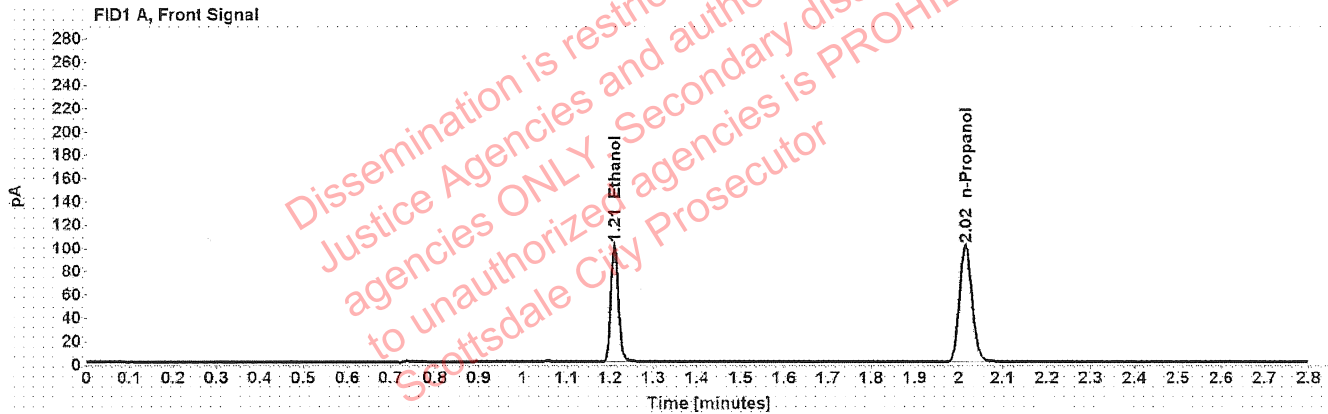


Table 1: FID 1 A (column DB-ALC1)

Compound	Amount (g/100mL)	Time (min)	Peak Area
>Ethanol	0.2031	1.210	128.161
n-Propanol	-----	2.016	200.533

Table 2: FID 2 B (column DB-ALC2)

Compound	Time (min)	Peak Area
Ethanol	1.374	163.468
n-Propanol	2.467	254.805

Scottsdale Police Department Crime Lab Volatiles Analysis

Sample:	101921WB	Vial:	56
Description:	Negative	LIMS ID:	
Method:	ethanol quant.M	Sequence:	23Feb22
Instrument:	US14173023 CN14160045	Injection date:	2/23/2022 6:47:45 PM
Data file:	C:\Chem32\1\Data\23Feb22\56.D	Analyst:	Canonico <i>EC</i>

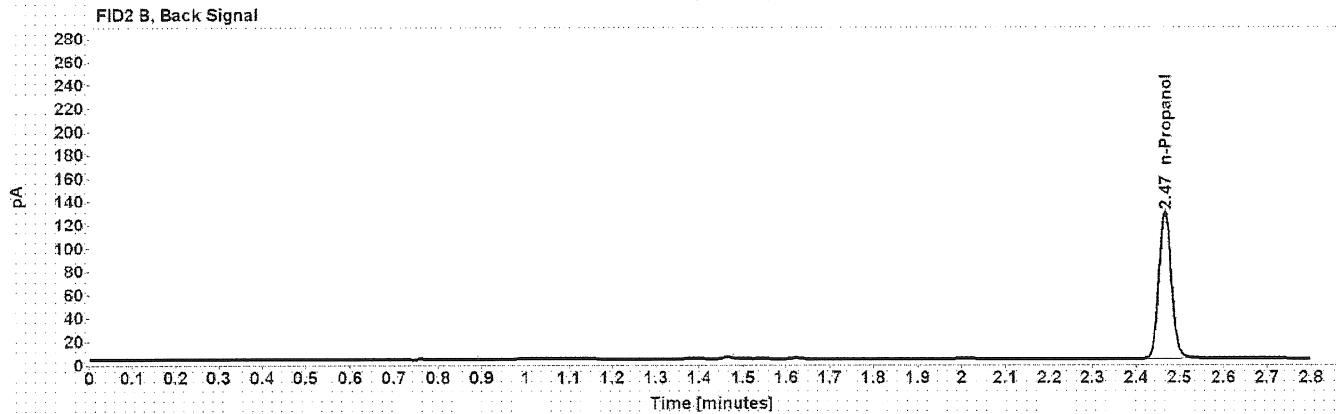



Table 1: FID 1 A (column DB-ALC1)

Compound	Amount (g/100mL)	Time (min)	Peak Area
n-Propanol	-----	2.016	198.571

Table 2: FID 2 B (column DB-ALC2)

Compound	Time (min)	Peak Area
n-Propanol	2.467	252.930

Sequence Summary

Sequence name: 23Feb22 Instrument: US14173023 CN14160045 Analyst: Canonico ee

Vial	Sample	Description	Type	LIMS ID	Method
1	FN06141806	0.020 calibrator	Calibration		ethanol quant.M
2	FN05311902	0.100 calibrator	Calibration		ethanol quant.M
3	FN05101903	0.200 calibrator	Calibration		ethanol quant.M
4	FN10051906	0.400 calibrator	Calibration		ethanol quant.M
5	010722AQ	Negative	Control		ethanol quant.M
6	050721MIX	Volatiles mix	Control		ethanol quant.M
7	11092018-A	0.400	Control		ethanol quant.M
8	14082019-B	0.040	Control		ethanol quant.M
9	4110320133/2	0.199	Control		ethanol quant.M
10	1407576		Sample		ethanol quant.M
11	1407576		Sample		ethanol quant.M
12	1409392		Sample		ethanol quant.M
13	1409392		Sample		ethanol quant.M
14	1408762		Sample		ethanol quant.M
15	1408762		Sample		ethanol quant.M
16	1408789		Sample		ethanol quant.M
17	1408789		Sample		ethanol quant.M
18	1408891		Sample		ethanol quant.M
19	1408891		Sample		ethanol quant.M
20	20012020-B	0.080	Control		ethanol quant.M
21	1350546		Sample		ethanol quant.M
22	1350546		Sample		ethanol quant.M
23	1405642		Sample		ethanol quant.M
24	1405642		Sample		ethanol quant.M
25	1409514		Sample		ethanol quant.M
26	1409514		Sample		ethanol quant.M
27	1409691		Sample		ethanol quant.M
28	1409691		Sample		ethanol quant.M
29	1388133		Sample		ethanol quant.M
30	1388133		Sample		ethanol quant.M
31	4110320133/2	0.199	Control		ethanol quant.M
32	1409842		Sample		ethanol quant.M
33	1409842		Sample		ethanol quant.M
34	1409950		Sample		ethanol quant.M
35	1409950		Sample		ethanol quant.M
36	1410233		Sample		ethanol quant.M
37	1410233		Sample		ethanol quant.M
38	1409981		Sample		ethanol quant.M
39	1409981		Sample		ethanol quant.M
40	1385130		Sample		ethanol quant.M
41	1385130		Sample		ethanol quant.M
42	20012020-B	0.080	Control		ethanol quant.M
43	1410439		Sample		ethanol quant.M
44	1410439		Sample		ethanol quant.M
45	1409968		Sample		ethanol quant.M
46	1409968		Sample		ethanol quant.M
47	1409970		Sample		ethanol quant.M

Sequence Summary

ee

48	1409970		Sample		ethanol quant.M
49	1410217		Sample		ethanol quant.M
50	1410217		Sample		ethanol quant.M
51	1407378		Sample		ethanol quant.M
52	1407378		Sample		ethanol quant.M
53	11092018-A	0.400	Control		ethanol quant.M
54	14082019-B	0.040	Control		ethanol quant.M
55	4110320133/2	0.199	Control		ethanol quant.M
56	101921WB	Negative	Control		ethanol quant.M

Dissemination is restricted to Criminal Justice Agencies and authorized agencies ONLY. Secondary dissemination to unauthorized agencies is PROHIBITED. Scottsdale City Prosecutor

Scottsdale Police Department Crime Laboratory Summary of Cases

SEQUENCE NAME: 23Feb22

ANALYST: Canonico ee

Vials	Test 1 (g/dL)	Test 2 (g/dL)	Mean (g/dL)	Percent Difference*	Absolute Difference (g/dL)*
10 11	0.2498	0.2479	0.24885	0.38	0.00095
12 13	0.1258	0.1243	0.12505	0.60	0.00075
14 15	0.2310	0.2326	0.23180	0.35	0.00080
16 17	0.0939	0.0932	0.09355	0.37	0.00035
18 19	0.1116	0.1133	0.11245	0.76	0.00085
21 22	0.1730	0.1798	0.17640	1.93	0.00340
23 24	0.2207	0.2216	0.22115	0.20	0.00045
25 26	0.0772	0.0778	0.07750	0.39	0.00030
27 28	0.0667	0.0665	0.06660	0.15	0.00010
29 30	0.0994	0.0998	0.09960	0.20	0.00020
32 33	0.1588	0.1592	0.15900	0.13	0.00020
34 35	0.2188	0.2179	0.21835	0.21	0.00045
36 37	0.0189	0.0189	0.01890	0.00	0.00000
38 39	0.1088	0.1082	0.10850	0.28	0.00030
40 41	0.3276	0.3285	0.32805	0.14	0.00045
43 44	0.1361	0.1360	0.13605	0.04	0.00005
45 46	0.2054	0.2070	0.20620	0.39	0.00080
47 48	0.1389	0.1365	0.13770	0.87	0.00120
49 50	0.0805	0.0809	0.08070	0.25	0.00020
51 52	0.2159	0.2167	0.21630	0.18	0.00040

*Calculated differences are differences from the mean of the two results.

Scottsdale Police Department Crime Lab Volatiles Analysis

Sample:	1407576	Vial:	10
Description:	██████████	LIMS ID:	██████████
Method:	ethanol quant.M	Sequence:	23Feb22
Instrument:	US14173023 CN14160045	Injection date:	2/23/2022 3:41:45 PM
Data file:	C:\Chem32\1\Data\23Feb22\10.D	Analyst:	Canonico

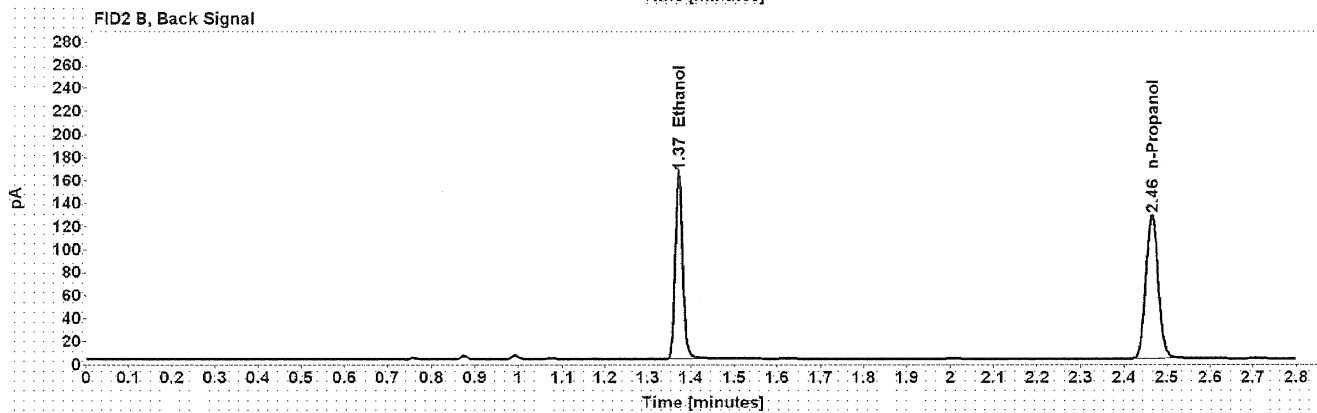
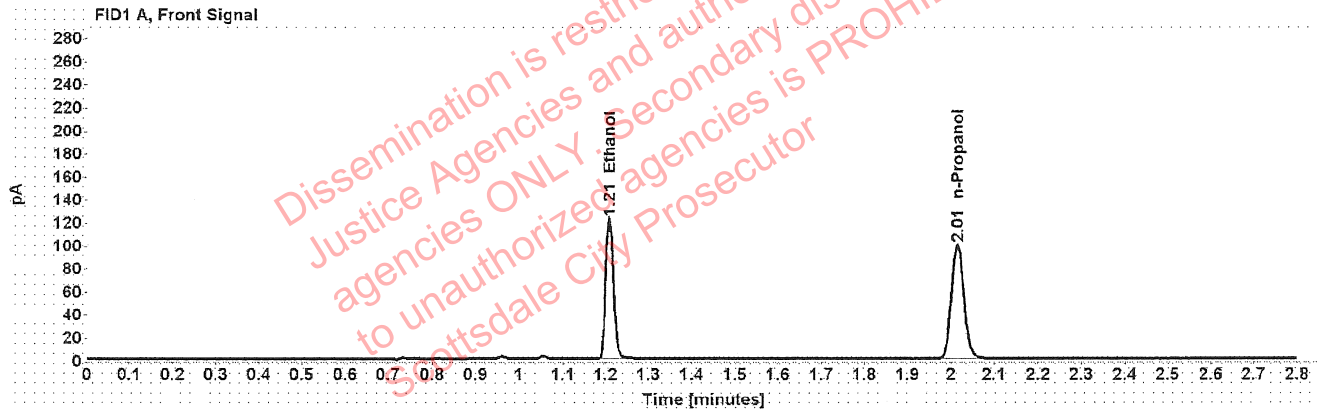


Table 1: FID 1 A (column DB-ALC1)

Compound	Amount (g/100mL)	Time (min)	Peak Area
>Ethanol	0.2498	1.209	155.327
n-Propanol	-----	2.015	197.242

Table 2: FID 2 B (column DB-ALC2)

Compound	Time (min)	Peak Area
Ethanol	1.372	198.825
n-Propanol	2.465	250.234

Scottsdale Police Department Crime Lab Volatiles Analysis

Sample:	1407576	Vial:	11
Description:	[REDACTED]	LIMS ID:	[REDACTED]
Method:	ethanol quant.M	Sequence:	23Feb22
Instrument:	US14173023 CN14160045	Injection date:	2/23/2022 3:45:44 PM
Data file:	C:\Chem32\1\Data\23Feb22\11.D	Analyst:	Canonico

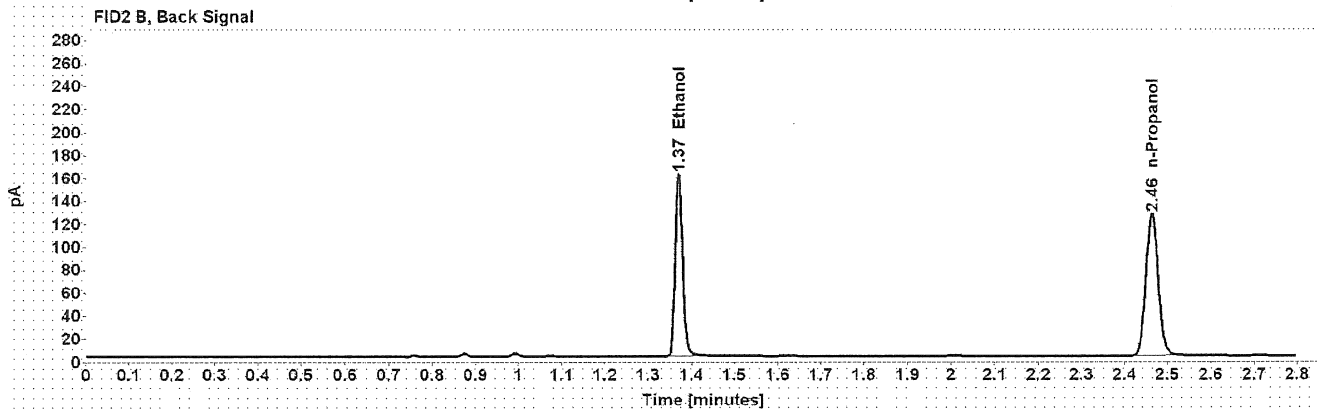
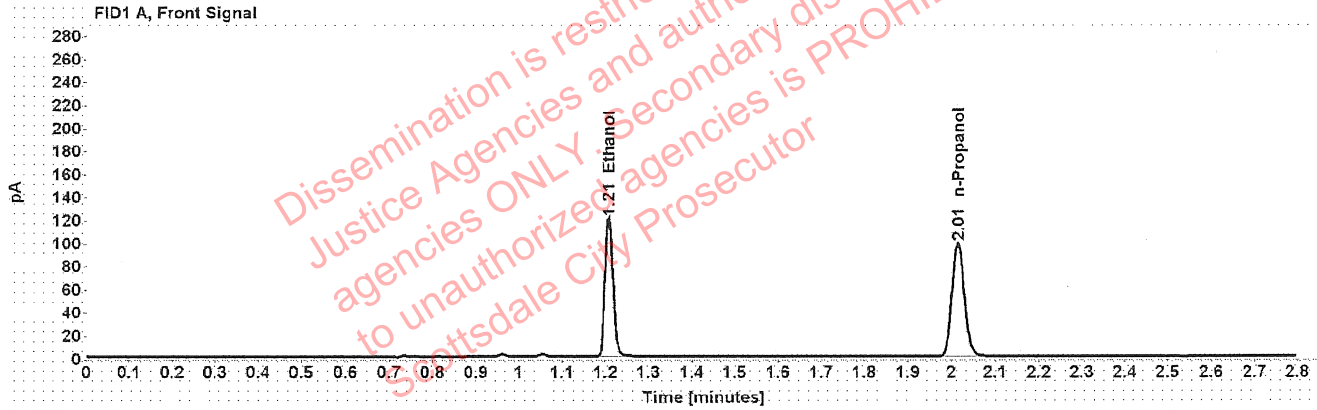


Table 1: FID 1 A (column DB-ALC1)

Compound	Amount (g/100mL)	Time (min)	Peak Area
>Ethanol	0.2479	1.208	152.737
n-Propanol	-----	2.014	195.446

Table 2: FID 2 B (column DB-ALC2)

Compound	Time (min)	Peak Area
Ethanol	1.371	194.119
n-Propanol	2.464	247.970

Scottsdale Police Department Crime Lab Volatiles Analysis

Sample:	1409392	Vial:	12
Description:	[REDACTED]	LIMS ID:	[REDACTED]
Method:	ethanol quant.M	Sequence:	23Feb22
Instrument:	US14173023 CN14160045	Injection date:	2/23/2022 3:49:44 PM
Data file:	C:\Chem32\1\Data\23Feb22\12.D	Analyst:	Canonico

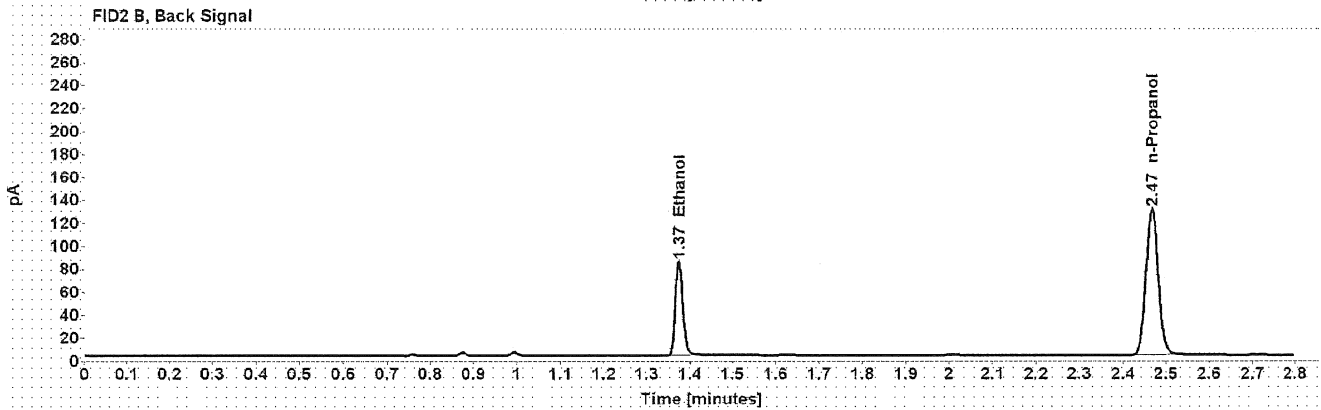
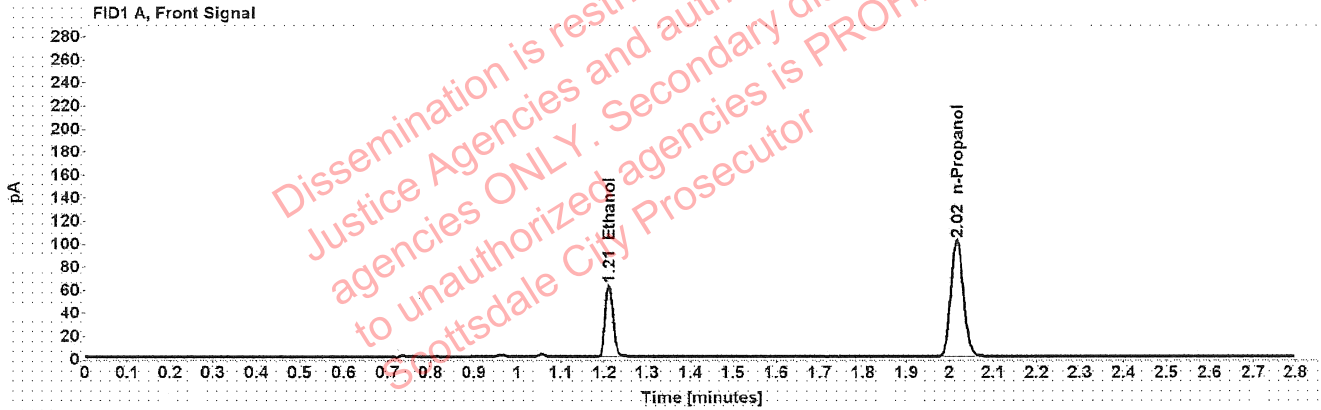


Table 1: FID 1 A (column DB-ALC1)

Compound	Amount (g/100mL)	Time (min)	Peak Area
>Ethanol	0.1258	1.211	79.108
n-Propanol	-----	2.016	200.928

Table 2: FID 2 B (column DB-ALC2)

Compound	Time (min)	Peak Area
Ethanol	1.374	100.147
n-Propanol	2.467	255.298

Scottsdale Police Department Crime Lab Volatiles Analysis

Sample: 1409392	Vial: 13
Description: [REDACTED]	LIMS ID: [REDACTED]
Method: ethanol quant.M	Sequence: 23Feb22
Instrument: US14173023 CN14160045	Injection date: 2/23/2022 3:53:59 PM
Data file: C:\Chem32\1\Data\23Feb22\13.D	Analyst: Canonico

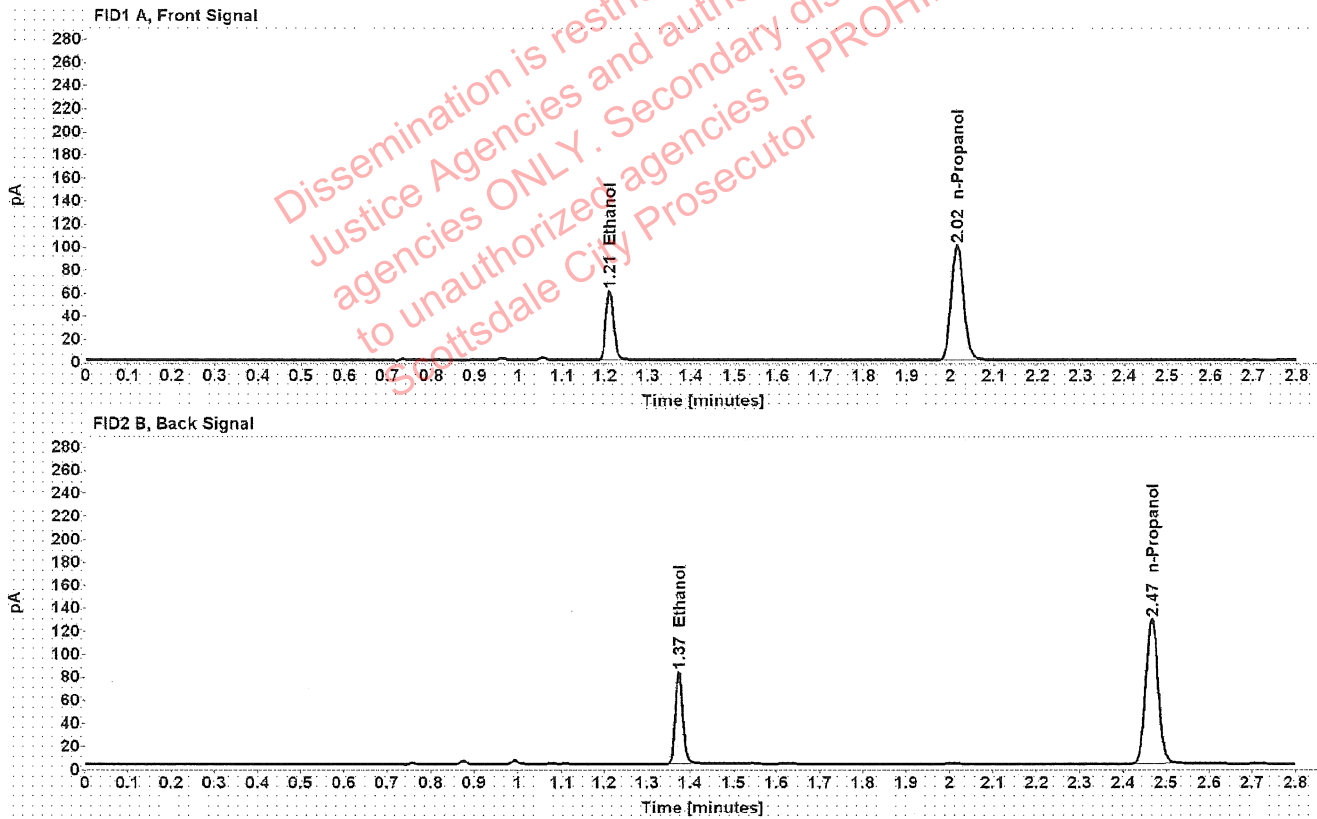


Table 1: FID 1 A (column DB-ALC1)

Compound	Amount (g/100mL)	Time (min)	Peak Area
>Ethanol	0.1243	1.210	77.080
n-Propanol	-----	2.016	198.261

Table 2: FID 2 B (column DB-ALC2)

Compound	Time (min)	Peak Area
Ethanol	1.374	97.321
n-Propanol	2.466	251.692

Scottsdale Police Department Crime Lab Volatiles Analysis

Sample:	1408762	Vial:	14
Description:	██████████	LIMS ID:	██████████
Method:	ethanol quant.M	Sequence:	23Feb22
Instrument:	US14173023 CN14160045	Injection date:	2/23/2022 3:58:00 PM
Data file:	C:\Chem32\1\Data\23Feb22\14.D	Analyst:	Canonico

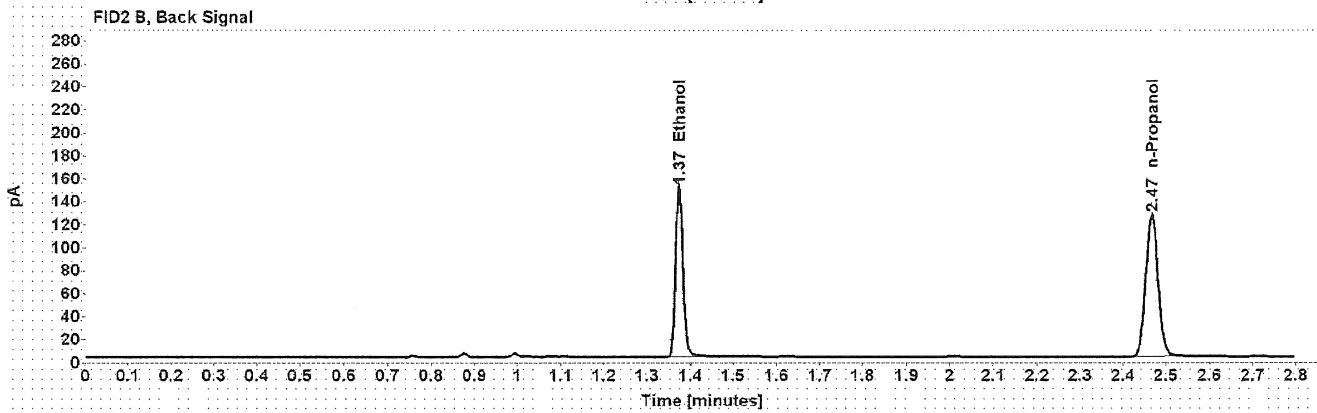
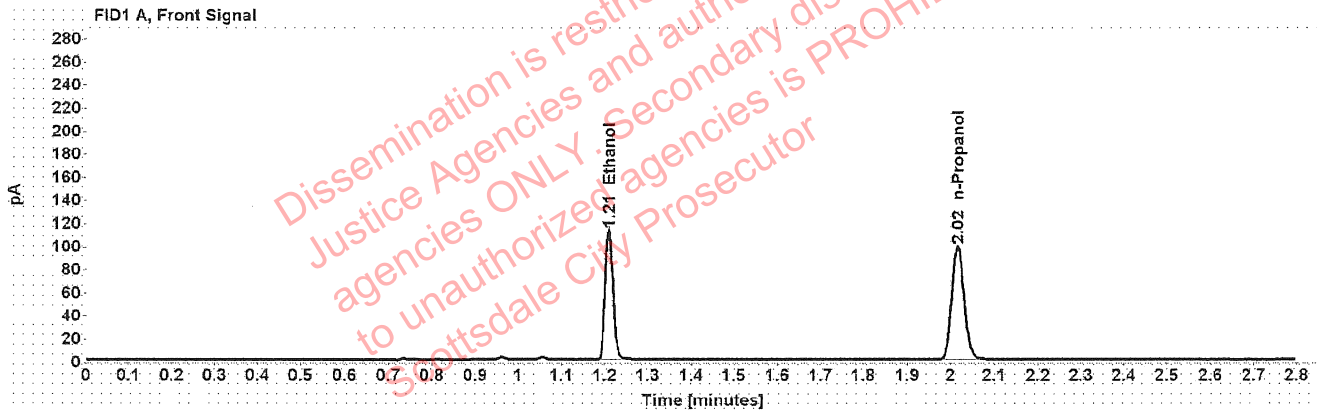


Table 1: FID 1 A (column DB-ALC1)

Compound	Amount (g/100mL)	Time (min)	Peak Area
>Ethanol	0.2310	1.210	142.408
n-Propanol	-----	2.016	195.642

Table 2: FID 2 B (column DB-ALC2)

Compound	Time (min)	Peak Area
Ethanol	1.374	182.497
n-Propanol	2.467	248.448

Scottsdale Police Department Crime Lab Volatiles Analysis

Sample:	1408762	Vial:	15
Description:	[REDACTED]	LIMS ID:	[REDACTED]
Method:	ethanol quant.M	Sequence:	23Feb22
Instrument:	US14173023 CN14160045	Injection date:	2/23/2022 4:01:59 PM
Data file:	C:\Chem32\1\Data\23Feb22\15.D	Analyst:	Canonico

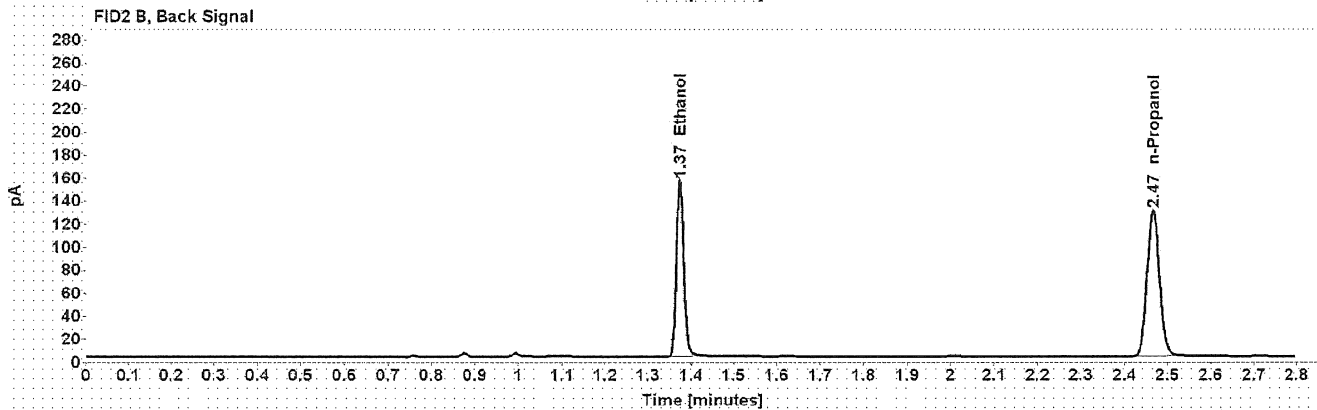
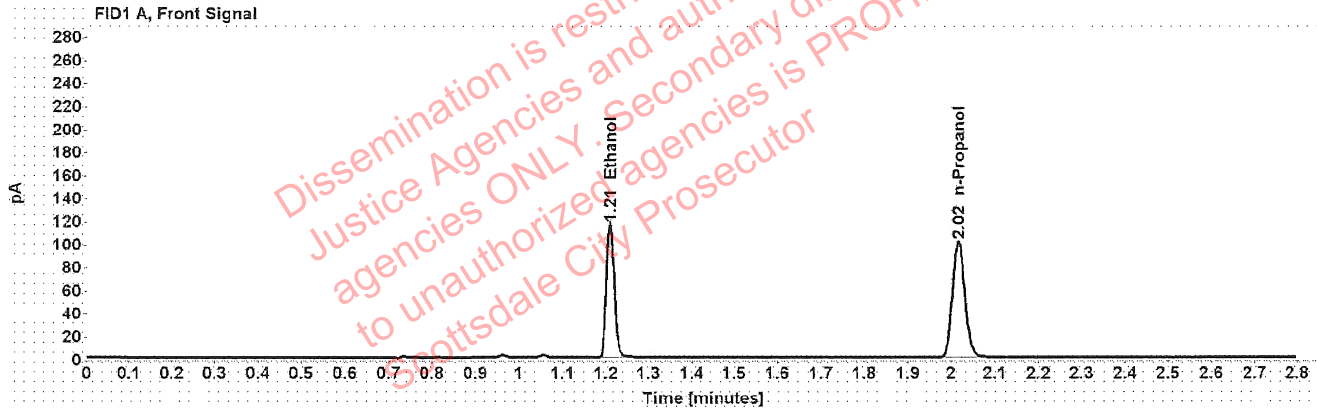


Table 1: FID 1 A (column DB-ALC1)

Compound	Amount (g/100mL)	Time (min)	Peak Area
>Ethanol	0.2326	1.210	146.957
n-Propanol	-----	2.016	200.535

Table 2: FID 2 B (column DB-ALC2)

Compound	Time (min)	Peak Area
Ethanol	1.374	186.719
n-Propanol	2.467	254.717

[REDACTED]: Canonico, Erika - (24-Feb-2022)

Case: [REDACTED] User: ecanonico 2/24/2022

Scottsdale Police Department Crime Lab Volatiles Analysis

Sample:	1408789	Vial:	16
Description:	[REDACTED]	LIMS ID:	[REDACTED]
Method:	ethanol quant.M	Sequence:	23Feb22
Instrument:	US14173023 CN14160045	Injection date:	2/23/2022 4:06:00 PM
Data file:	C:\Chem32\1\Data\23Feb22\16.D	Analyst:	Canonico

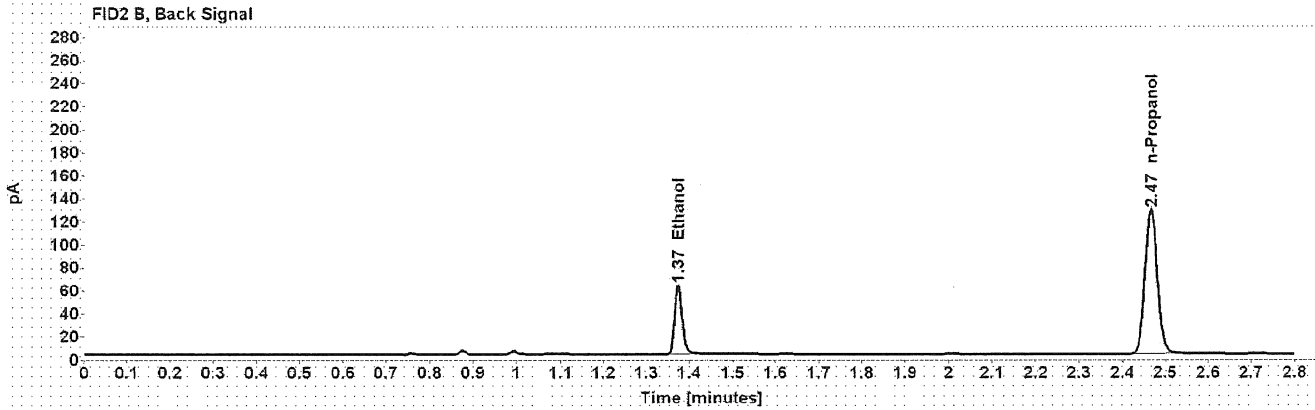
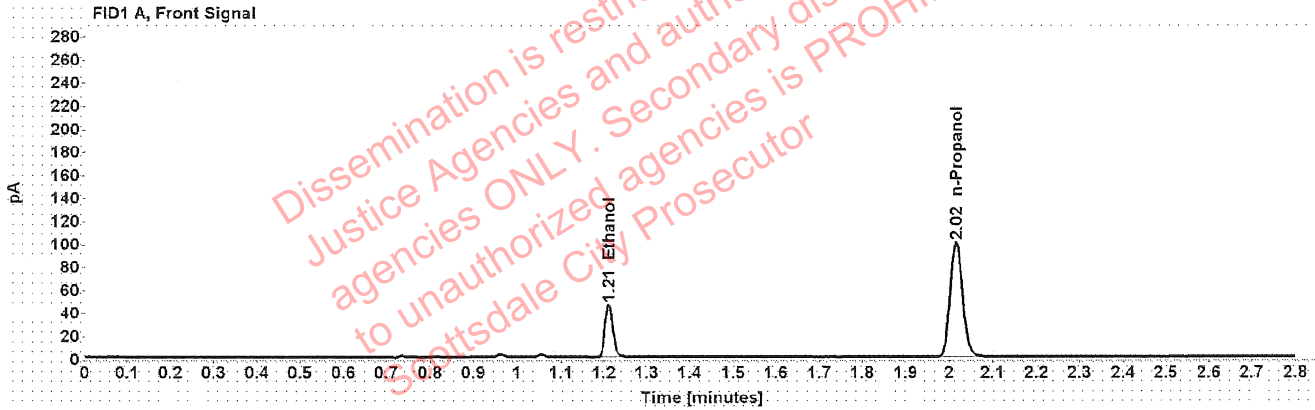


Table 1: FID 1 A (column DB-ALC1)

Compound	Amount (g/100mL)	Time (min)	Peak Area
>Ethanol	0.0939	1.211	58.103
n-Propanol	-----	2.016	198.633

Table 2: FID 2 B (column DB-ALC2)

Compound	Time (min)	Peak Area
Ethanol	1.374	73.440
n-Propanol	2.467	252.411

Scottsdale Police Department Crime Lab Volatiles Analysis

Sample:	1408789	Vial:	17
Description:	██████████	LIMS ID:	██████████
Method:	ethanol quant.M	Sequence:	23Feb22
Instrument:	US14173023 CN14160045	Injection date:	2/23/2022 4:10:00 PM
Data file:	C:\Chem32\1\Data\23Feb22\17.D	Analyst:	Canonico

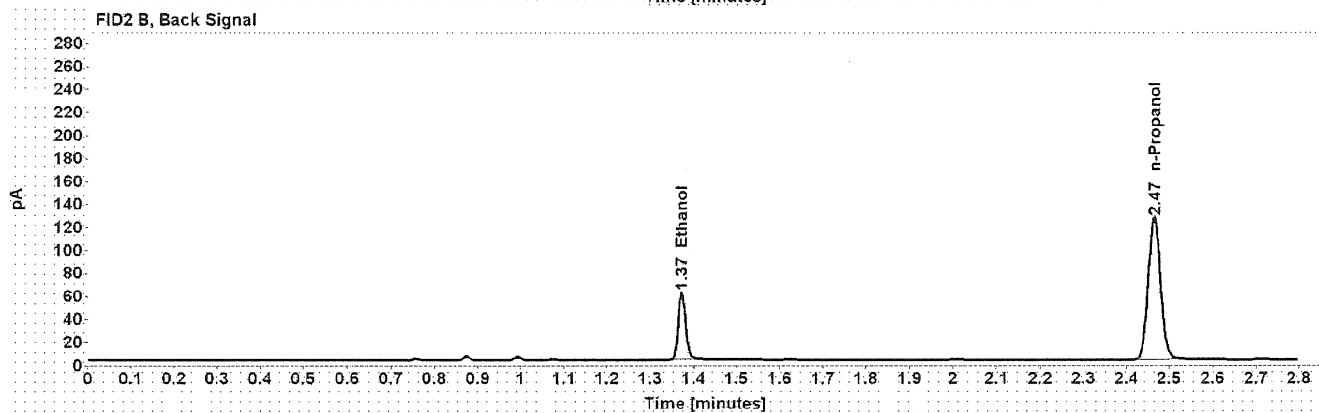
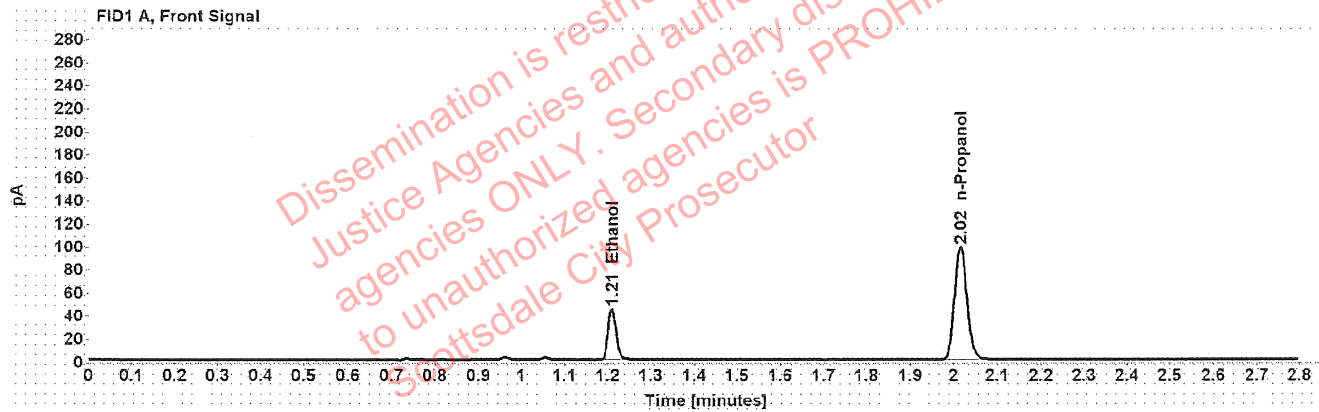


Table 1: FID 1 A (column DB-ALC1)

Compound	Amount (g/100mL)	Time (min)	Peak Area
>Ethanol	0.0932	1.210	56.643
n-Propanol	-----	2.015	195.218

Table 2: FID 2 B (column DB-ALC2)

Compound	Time (min)	Peak Area
Ethanol	1.373	71.702
n-Propanol	2.465	248.432

[REDACTED]: Canonico, Erika - (24-Feb-2022)

Case [REDACTED] User: ecanonico 2/24/2022

Scottsdale Police Department Crime Lab Volatiles Analysis

Sample:	1408891	Vial:	18
Description:	[REDACTED]	LIMS ID:	[REDACTED]
Method:	ethanol quant.M	Sequence:	23Feb22
Instrument:	US14173023 CN14160045	Injection date:	2/23/2022 4:13:59 PM
Data file:	C:\Chem32\1\Data\23Feb22\18.D	Analyst:	Canonico

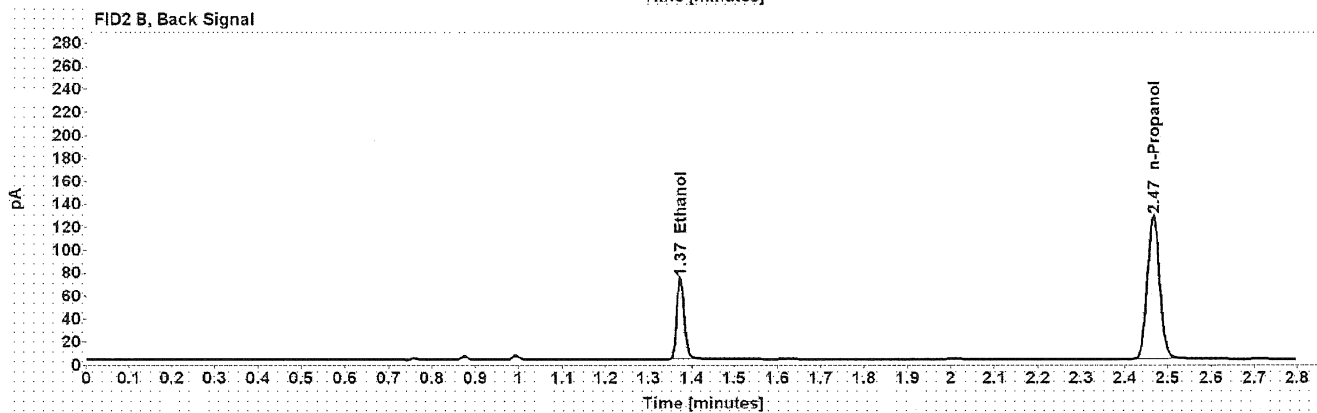
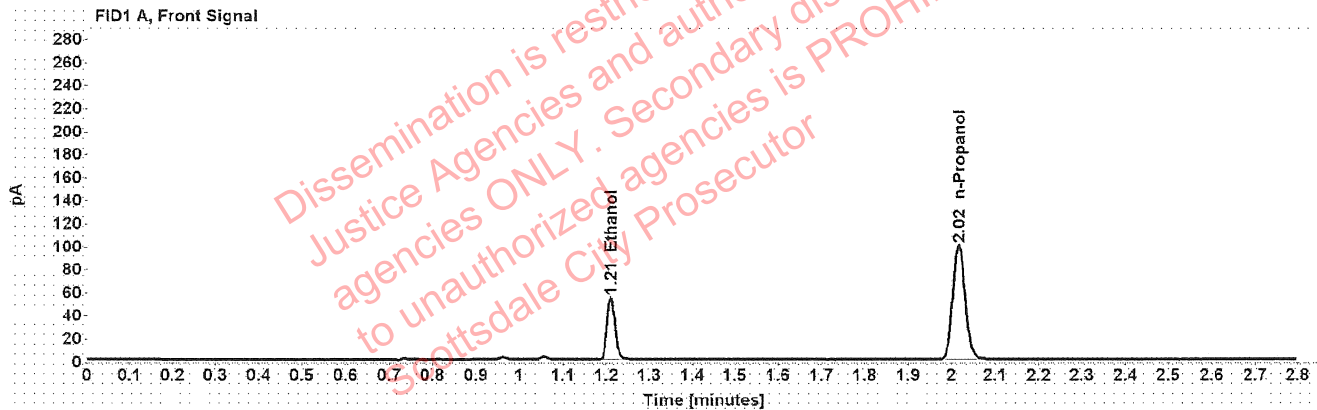


Table 1: FID 1 A (column DB-ALC1)

Compound	Amount (g/100mL)	Time (min)	Peak Area
>Ethanol	0.1116	1.210	68.652
n-Propanol	-----	2.016	196.894

Table 2: FID 2 B (column DB-ALC2)

Compound	Time (min)	Peak Area
Ethanol	1.374	86.744
n-Propanol	2.466	250.340

Scottsdale Police Department Crime Lab Volatiles Analysis

Sample:	1408891	Vial:	19
Description:	[REDACTED]	LIMS ID:	[REDACTED]
Method:	ethanol quant.M	Sequence:	23Feb22
Instrument:	US14173023 CN14160045	Injection date:	2/23/2022 4:18:14 PM
Data file:	C:\Chem32\1\Data\23Feb22\19.D	Analyst:	Canonico

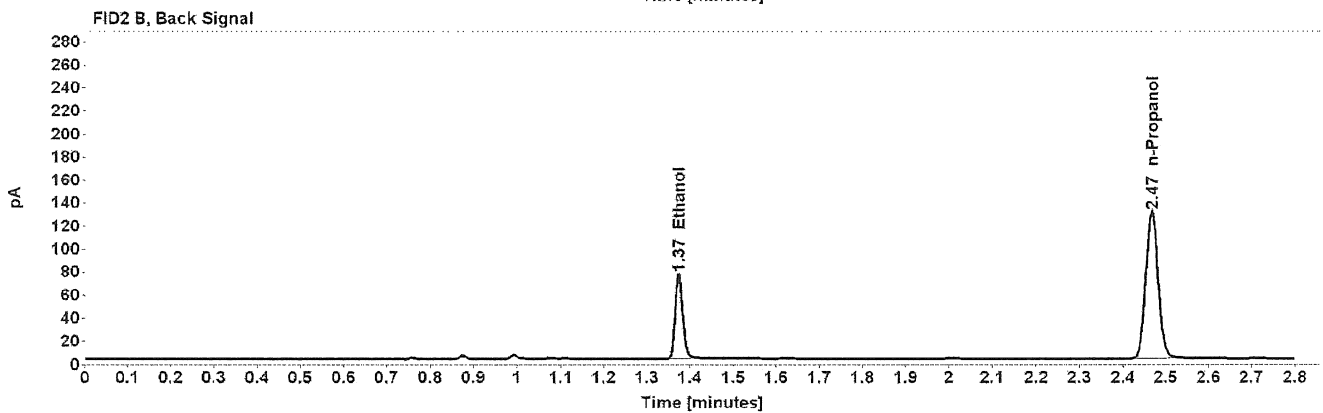
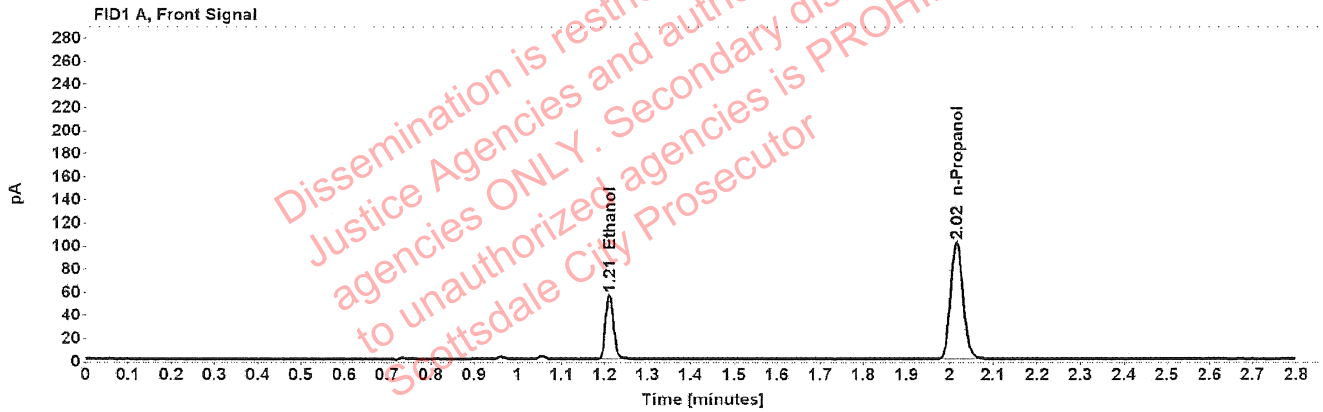


Table 1: FID 1 A (column DB-ALC1)

Compound	Amount (g/100mL)	Time (min)	Peak Area
>Ethanol	0.1133	1.211	71.280
n-Propanol	-----	2.016	201.412

Table 2: FID 2 B (column DB-ALC2)

Compound	Time (min)	Peak Area
Ethanol	1.374	90.024
n-Propanol	2.467	255.873

Scottsdale Police Department Crime Lab Volatiles Analysis

Sample:	1350546	Vial:	21
Description:	[REDACTED]	LIMS ID:	[REDACTED]
Method:	ethanol quant.M	Sequence:	23Feb22
Instrument:	US14173023 CN14160045	Injection date:	2/23/2022 4:26:15 PM
Data file:	C:\Chem32\1\Data\23Feb22\21.D	Analyst:	Canonico

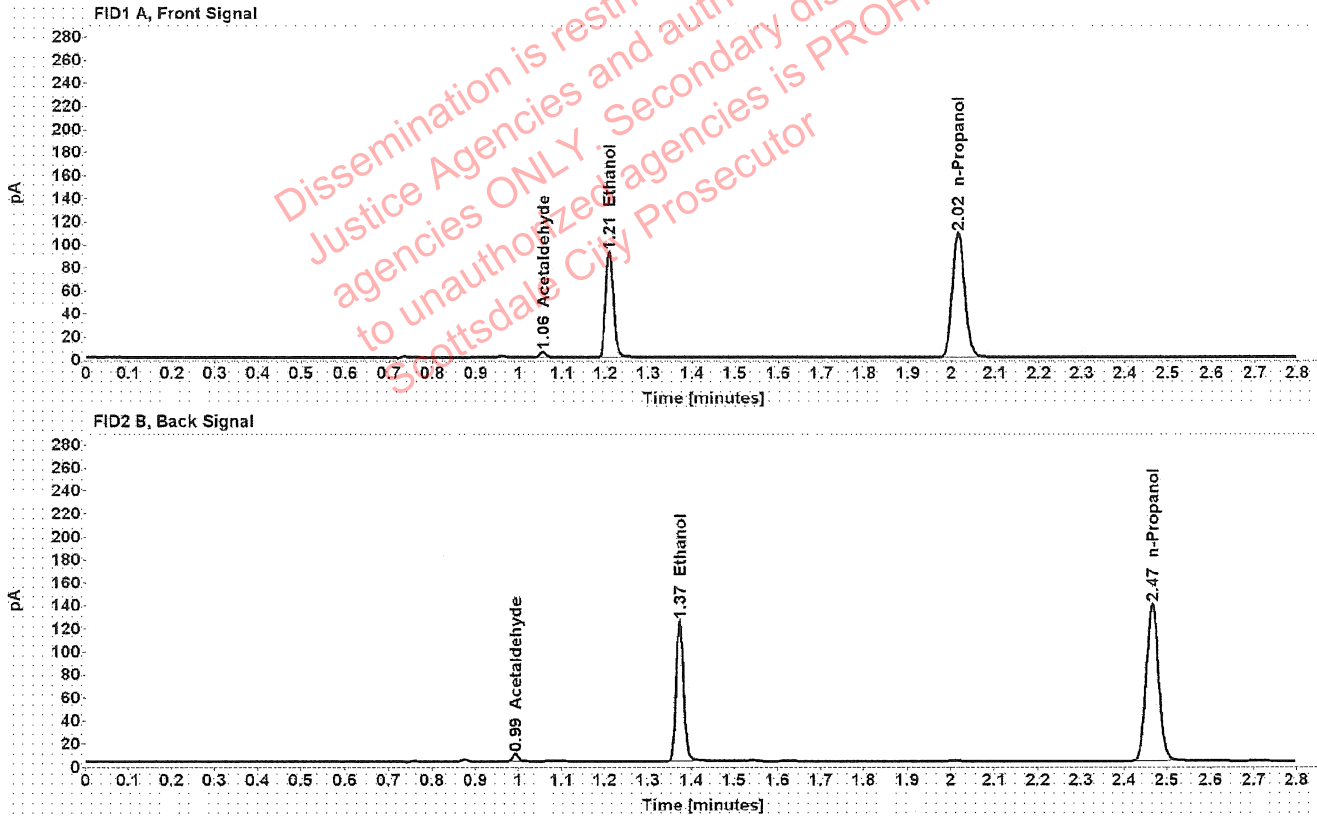


Table 1: FID 1 A (column DB-ALC1)

Compound	Amount (g/100mL)	Time (min)	Peak Area
Acetaldehyde	-----	1.055	4.887
>Ethanol	0.1730	1.210	117.150
n-Propanol	-----	2.015	215.487

Table 2: FID 2 B (column DB-ALC2)

Compound	Time (min)	Peak Area
Acetaldehyde	0.992	6.412
Ethanol	1.373	148.332
n-Propanol	2.466	274.050

██████████: Canonico, Erika - (24-Feb-2022)

Case: ██████████ User: ecanonico 2/24/2022

Scottsdale Police Department Crime Lab Volatiles Analysis

Sample:	1350546	Vial:	22
Description:	██████████	LIMS ID:	██████████
Method:	ethanol quant.M	Sequence:	23Feb22
Instrument:	US14173023 CN14160045	Injection date:	2/23/2022 4:30:14 PM
Data file:	C:\Chem32\1\Data\23Feb22\22.D	Analyst:	Canonico

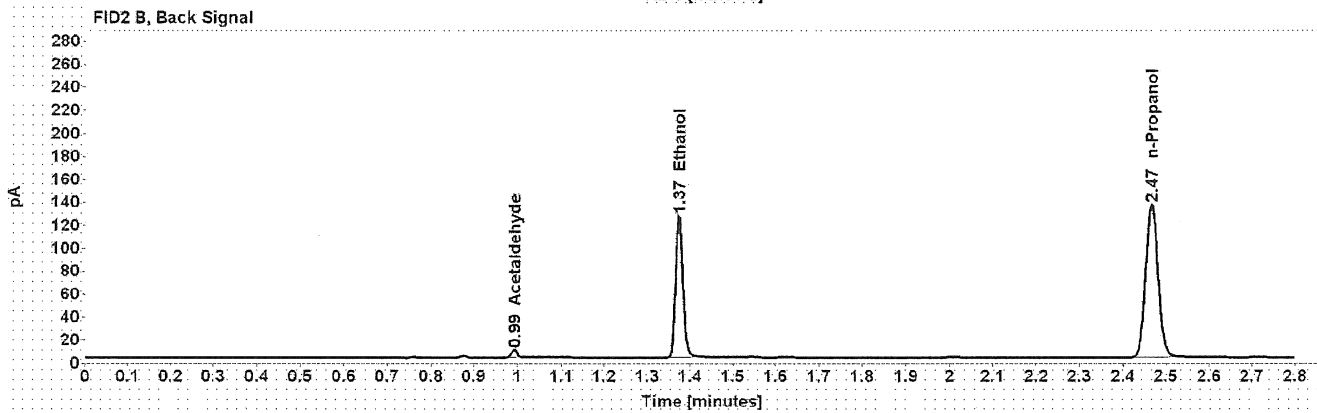
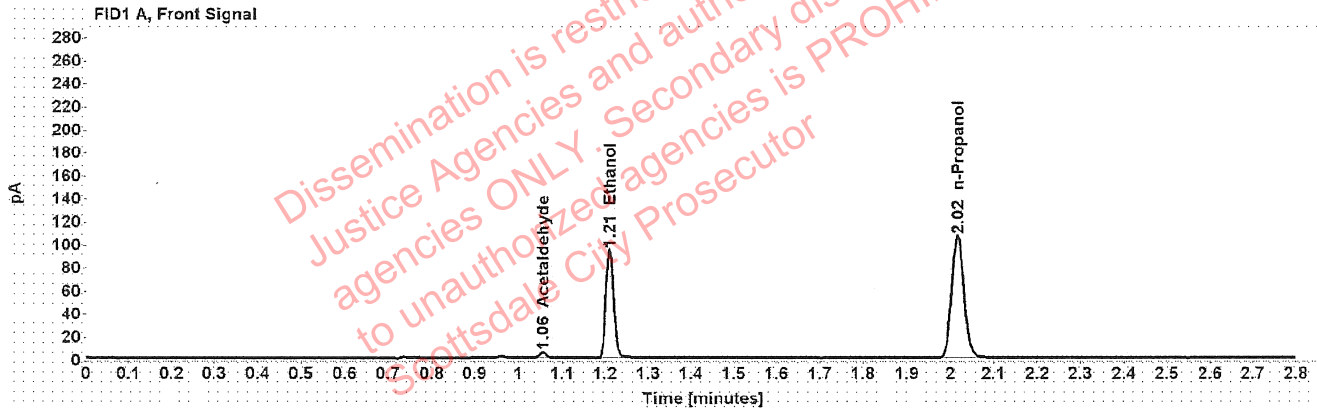


Table 1: FID 1 A (column DB-ALC1)

Compound	Amount (g/100mL)	Time (min)	Peak Area
Acetaldehyde	-----	1.056	4.808
>Ethanol	0.1798	1.210	118.963
n-Propanol	-----	2.016	210.450

Table 2: FID 2 B (column DB-ALC2)

Compound	Time (min)	Peak Area
Acetaldehyde	0.993	6.326
Ethanol	1.374	150.795
n-Propanol	2.467	267.834

[REDACTED]: Canonico, Erika - (24-Feb-2022)

Case: [REDACTED] User: ecanonico 2/24/2022

Scottsdale Police Department Crime Lab Volatiles Analysis

Sample:	1405642	Vial:	23
Description:	[REDACTED]	LIMS ID:	[REDACTED]
Method:	ethanol quant.M	Sequence:	23Feb22
Instrument:	US14173023 CN14160045	Injection date:	2/23/2022 4:34:14 PM
Data file:	C:\Chem32\1\Data\23Feb22\23.D	Analyst:	Canonico

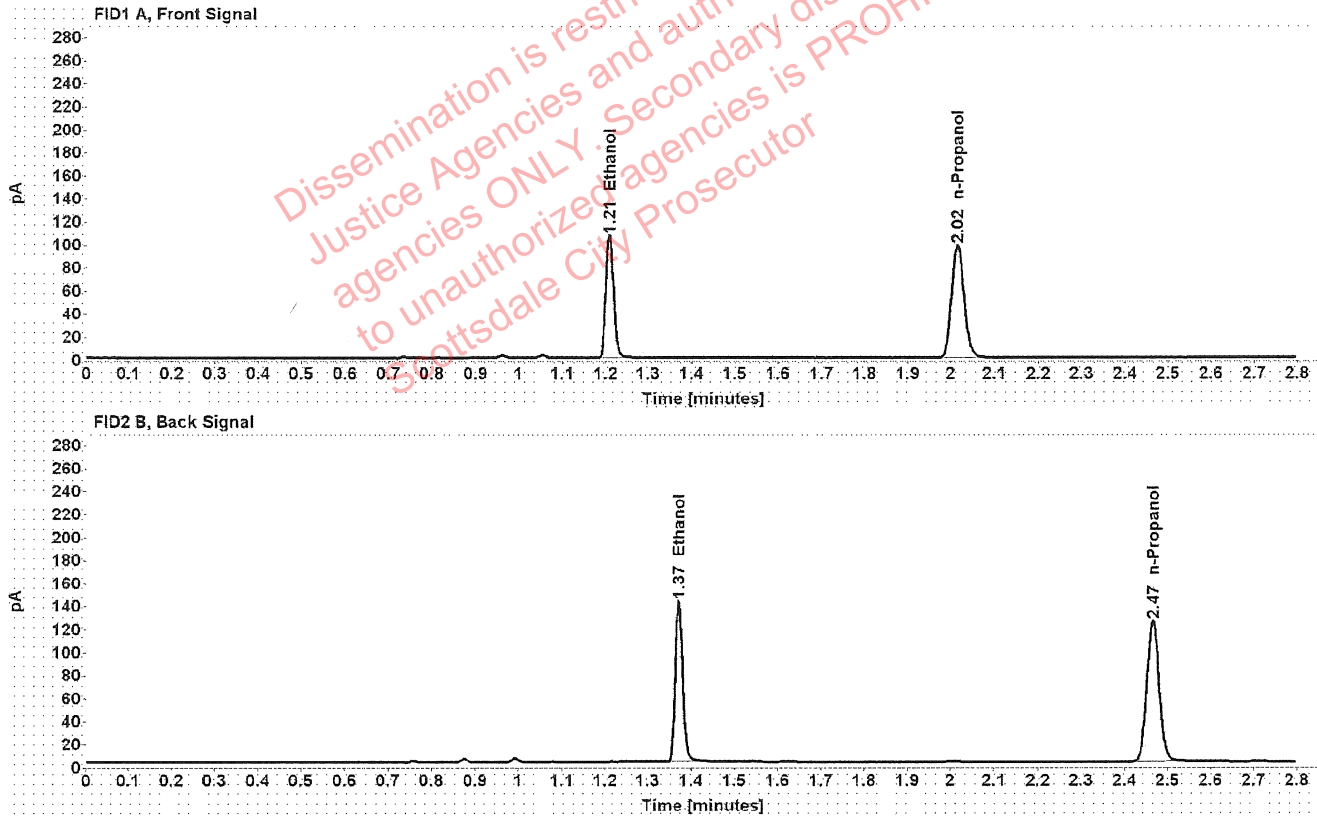


Table 1: FID 1 A (column DB-ALC1)

Compound	Amount (g/100mL)	Time (min)	Peak Area
>Ethanol	0.2207	1.209	134.477
n-Propanol	-----	2.015	193.488

Table 2: FID 2 B (column DB-ALC2)

Compound	Time (min)	Peak Area
Ethanol	1.372	171.316
n-Propanol	2.465	245.595

[REDACTED]: Canonico, Erika - (24-Feb-2022)

Case: [REDACTED] User: ecanonico 2/24/2022

Scottsdale Police Department Crime Lab Volatiles Analysis

Sample:	1405642	Vial:	24
Description:	[REDACTED]	LIMS ID:	[REDACTED]
Method:	ethanol quant.M	Sequence:	23Feb22
Instrument:	US14173023 CN14160045	Injection date:	2/23/2022 4:38:14 PM
Data file:	C:\Chem32\1\Data\23Feb22\24.D	Analyst:	Canonico

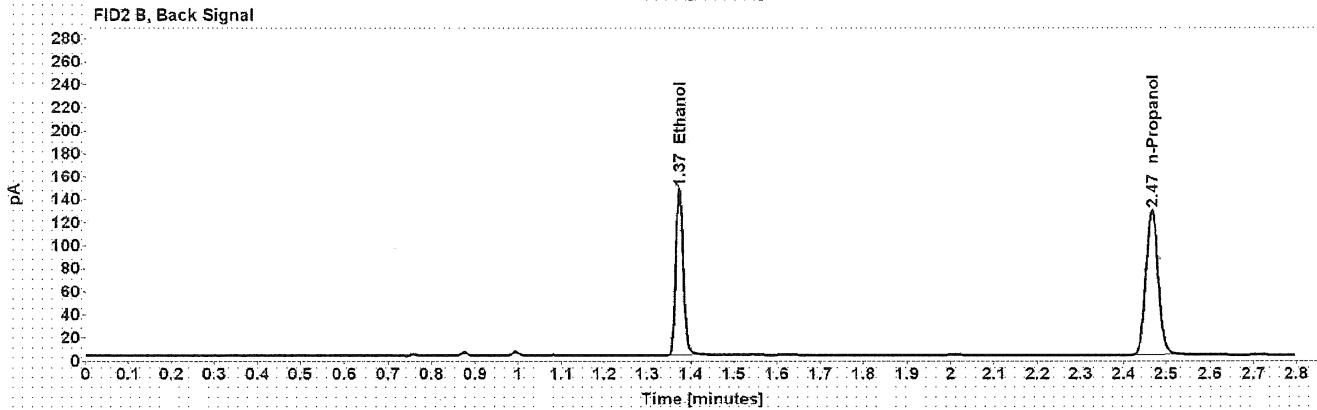
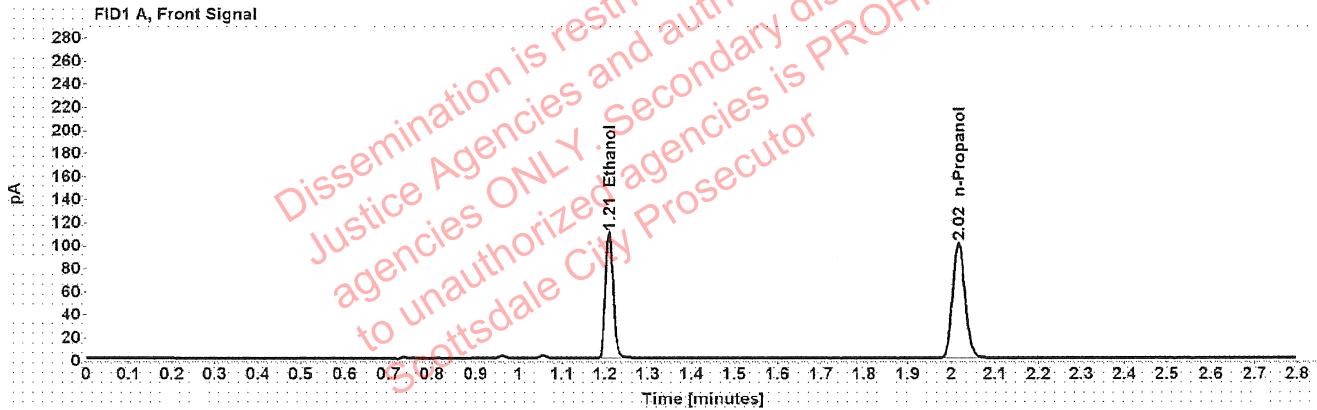


Table 1: FID 1 A (column DB-ALC1)

Compound	Amount (g/100mL)	Time (min)	Peak Area
>Ethanol	0.2216	1.210	138.977
n-Propanol	-----	2.016	199.110

Table 2: FID 2 B (column DB-ALC2)

Compound	Time (min)	Peak Area
Ethanol	1.374	176.798
n-Propanol	2.467	252.787

Scottsdale Police Department Crime Lab Volatiles Analysis

Sample:	1409514	Vial:	25
Description:	██████████	LIMS ID:	██████████
Method:	ethanol quant.M	Sequence:	23Feb22
Instrument:	US14173023 CN14160045	Injection date:	2/23/2022 4:42:30 PM
Data file:	C:\Chem32\1\Data\23Feb22\25.D	Analyst:	Canonico

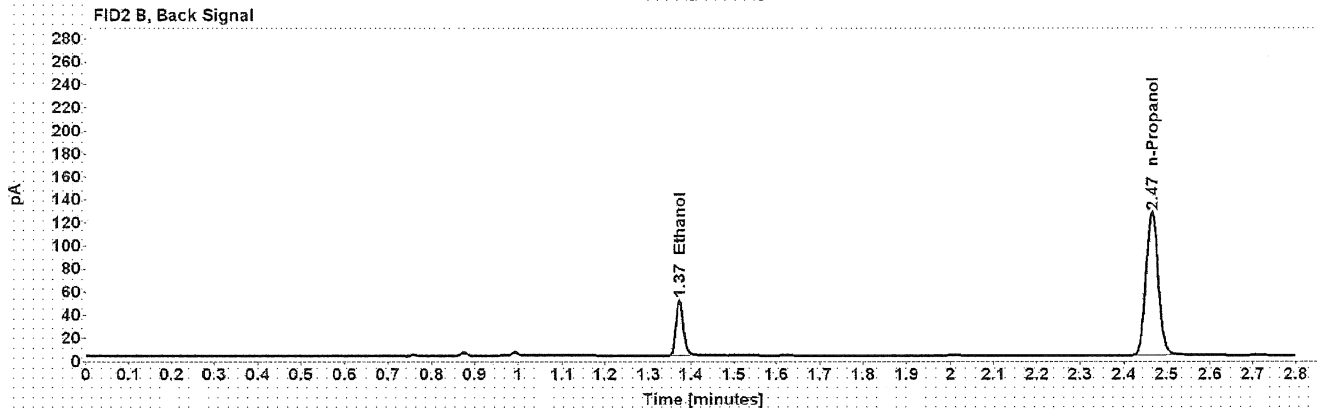
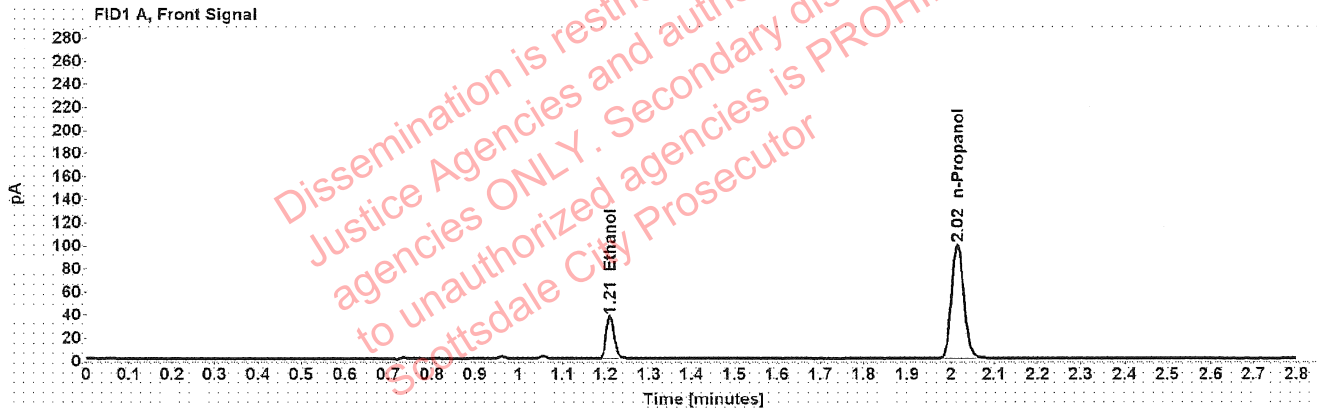


Table 1: FID 1 A (column DB-ALC1)

Compound	Amount (g/100mL)	Time (min)	Peak Area
>Ethanol	0.0772	1.210	46.947
n-Propanol	-----	2.015	196.135

Table 2: FID 2 B (column DB-ALC2)

Compound	Time (min)	Peak Area
Ethanol	1.373	59.190
n-Propanol	2.465	249.185

Scottsdale Police Department Crime Lab Volatiles Analysis

Sample:	1409514	Vial:	26
Description:	[REDACTED]	LIMS ID:	[REDACTED]
Method:	ethanol quant.M	Sequence:	23Feb22
Instrument:	US14173023 CN14160045	Injection date:	2/23/2022 4:46:32 PM
Data file:	C:\Chem32\1\Data\23Feb22\26.D	Analyst:	Canonico

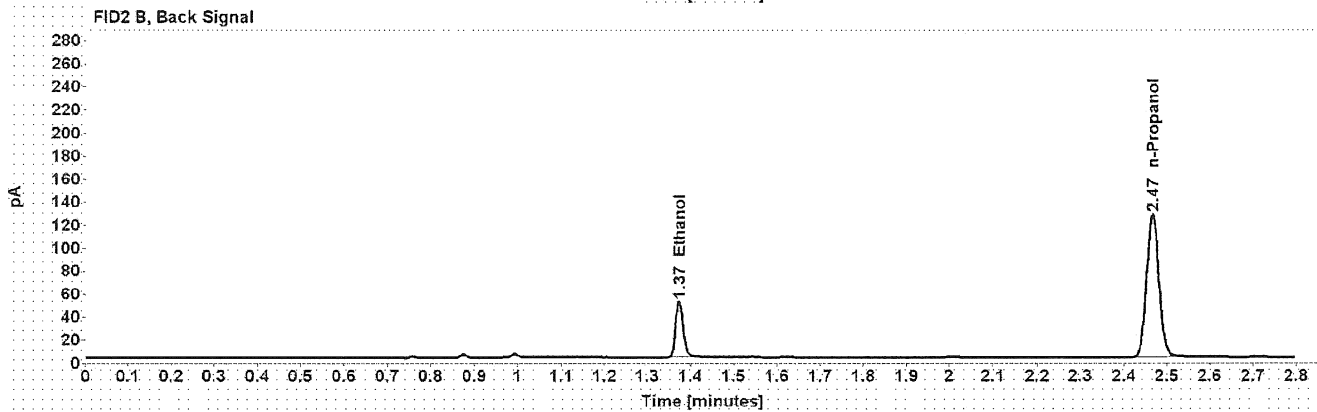
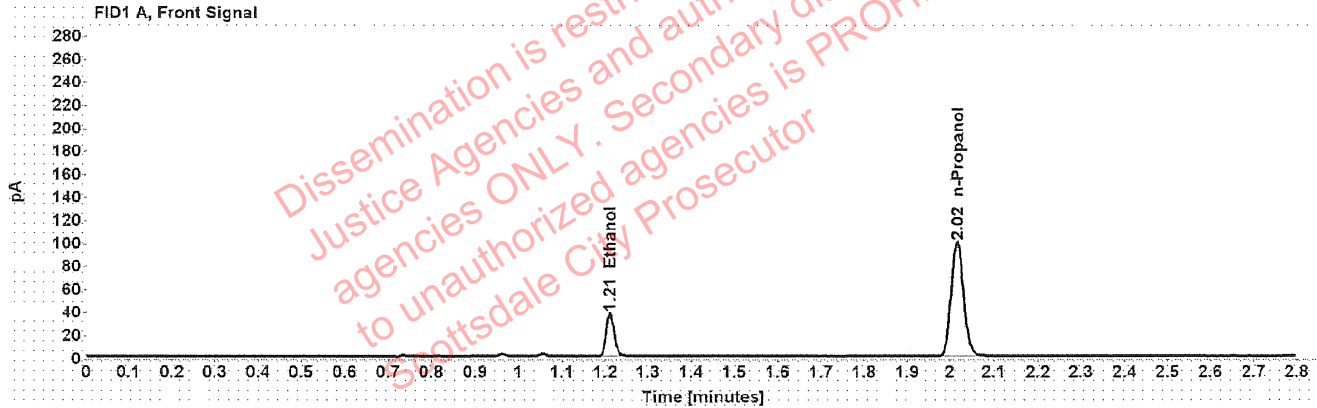


Table 1: FID 1 A (column DB-ALC1)

Compound	Amount (g/100mL)	Time (min)	Peak Area
>Ethanol	0.0778	1.211	47.480
n-Propanol	-----	2.016	196.821

Table 2: FID 2 B (column DB-ALC2)

Compound	Time (min)	Peak Area
Ethanol	1.374	59.951
n-Propanol	2.466	249.975

Scottsdale Police Department Crime Lab Volatiles Analysis

Sample:	1409691	Vial:	27
Description:	██████████	LIMS ID:	██████████
Method:	ethanol quant.M	Sequence:	23Feb22
Instrument:	US14173023 CN14160045	Injection date:	2/23/2022 4:50:30 PM
Data file:	C:\Chem32\1\Data\23Feb22\27.D	Analyst:	Canonico

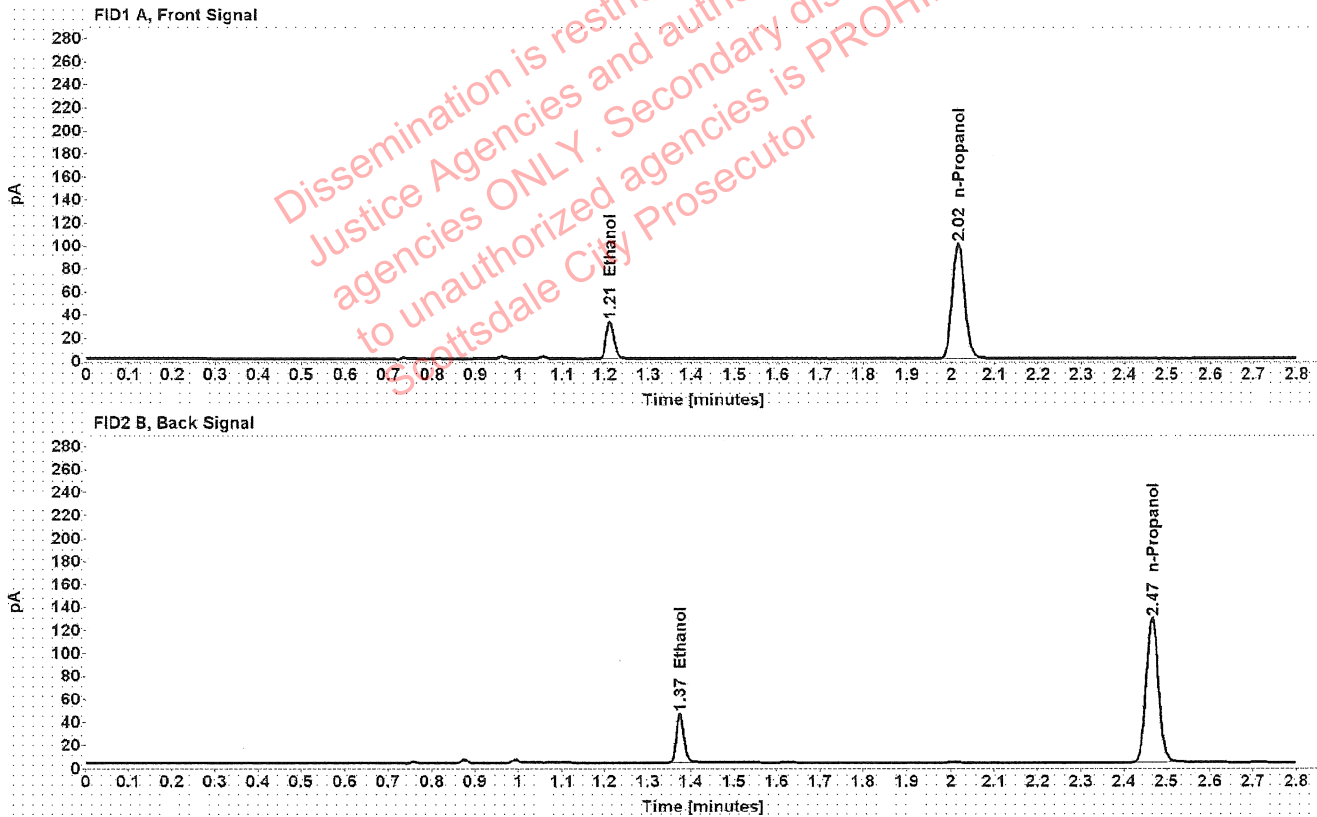


Table 1: FID 1 A (column DB-ALC1)

Compound	Amount (g/100mL)	Time (min)	Peak Area
>Ethanol	0.0667	1.211	40.878
n-Propanol	-----	2.016	198.557

Table 2: FID 2 B (column DB-ALC2)

Compound	Time (min)	Peak Area
Ethanol	1.374	52.794
n-Propanol	2.466	252.354

Scottsdale Police Department Crime Lab Volatiles Analysis

Sample:	1409691	Vial:	28
Description:	[REDACTED]	LIMS ID:	[REDACTED]
Method:	ethanol quant.M	Sequence:	23Feb22
Instrument:	US14173023 CN14160045	Injection date:	2/23/2022 4:54:32 PM
Data file:	C:\Chem32\1\Data\23Feb22\28.D	Analyst:	Canonico

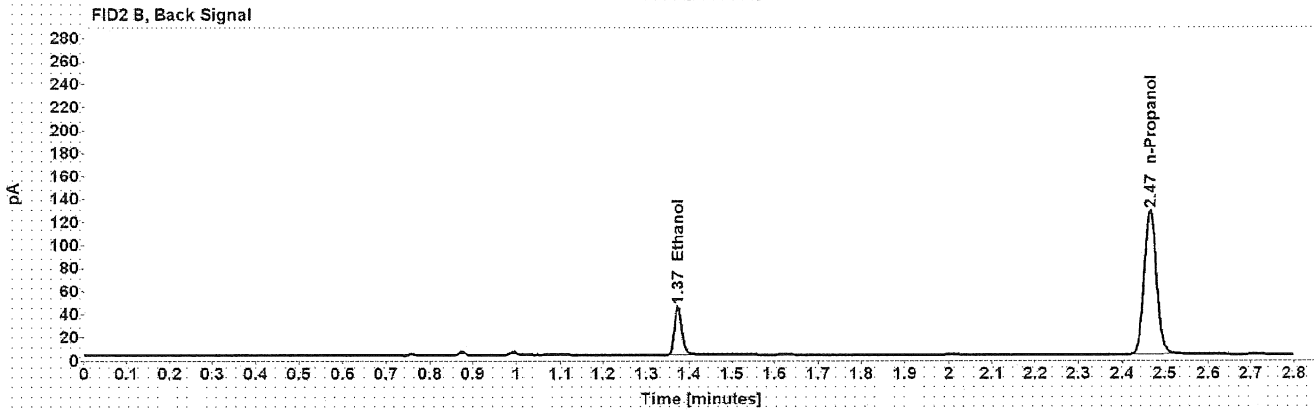
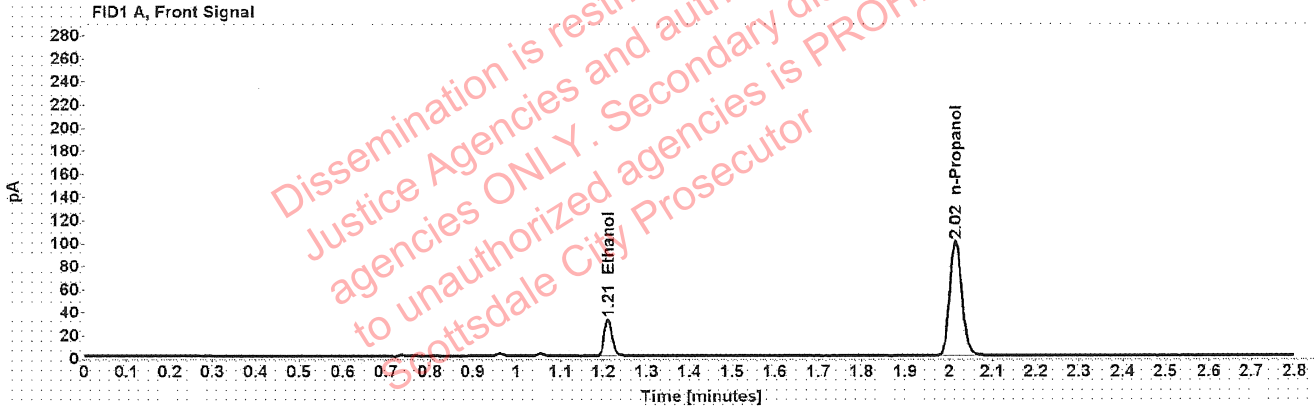


Table 1: FID 1 A (column DB-ALC1)

Compound	Amount (g/100mL)	Time (min)	Peak Area
>Ethanol	0.0665	1.210	40.594
n-Propanol	-----	2.015	197.810

Table 2: FID 2 B (column DB-ALC2)

Compound	Time (min)	Peak Area
Ethanol	1.373	52.099
n-Propanol	2.465	251.299

Scottsdale Police Department Crime Lab Volatiles Analysis

Sample:	1388133	Vial:	29
Description:	[REDACTED]	LIMS ID:	[REDACTED]
Method:	ethanol quant.M	Sequence:	23Feb22
Instrument:	US14173023 CN14160045	Injection date:	2/23/2022 4:58:30 PM
Data file:	C:\Chem32\1\Data\23Feb22\29.D	Analyst:	Canonico

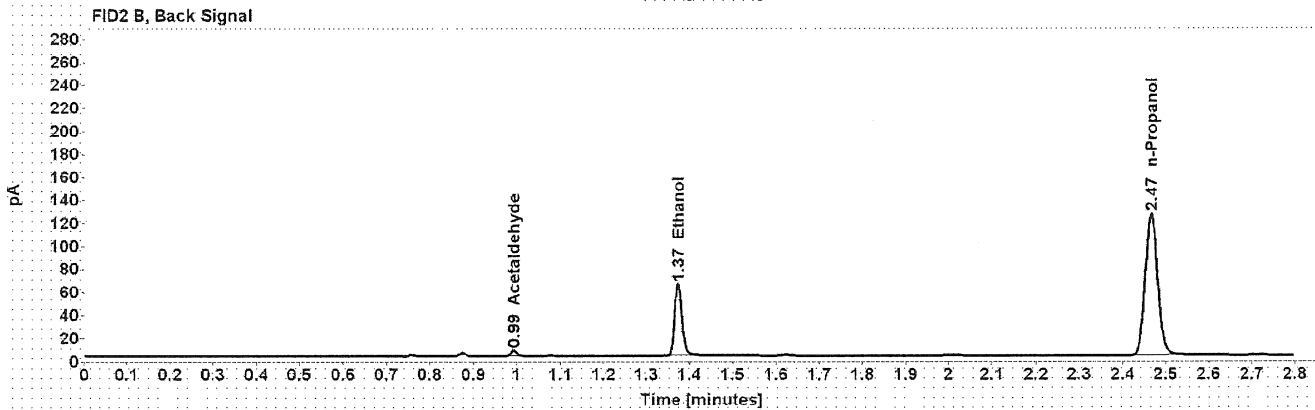
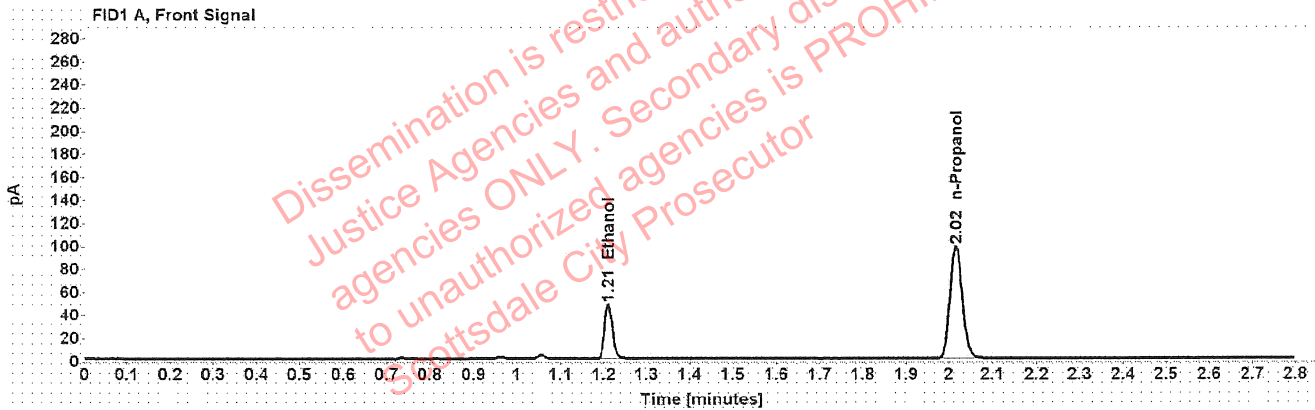


Table 1: FID 1 A (column DB-ALC1)

Compound	Amount (g/100mL)	Time (min)	Peak Area
>Ethanol	0.0994	1.211	60.195
n-Propanol	-----	2.016	194.346

Table 2: FID 2 B (column DB-ALC2)

Compound	Time (min)	Peak Area
Acetaldehyde	0.993	4.619
Ethanol	1.374	76.281
n-Propanol	2.467	247.549

: Canonico, Erika - (24-Feb-2022)

Case: [REDACTED] User: ecanonico 2/24/2022

Scottsdale Police Department Crime Lab Volatiles Analysis

Sample:	1388133	Vial:	30
Description:	[REDACTED]	LIMS ID:	[REDACTED]
Method:	ethanol quant.M	Sequence:	23Feb22
Instrument:	US14173023 CN14160045	Injection date:	2/23/2022 5:02:29 PM
Data file:	C:\Chem32\1\Data\23Feb22\30.D	Analyst:	Canonico

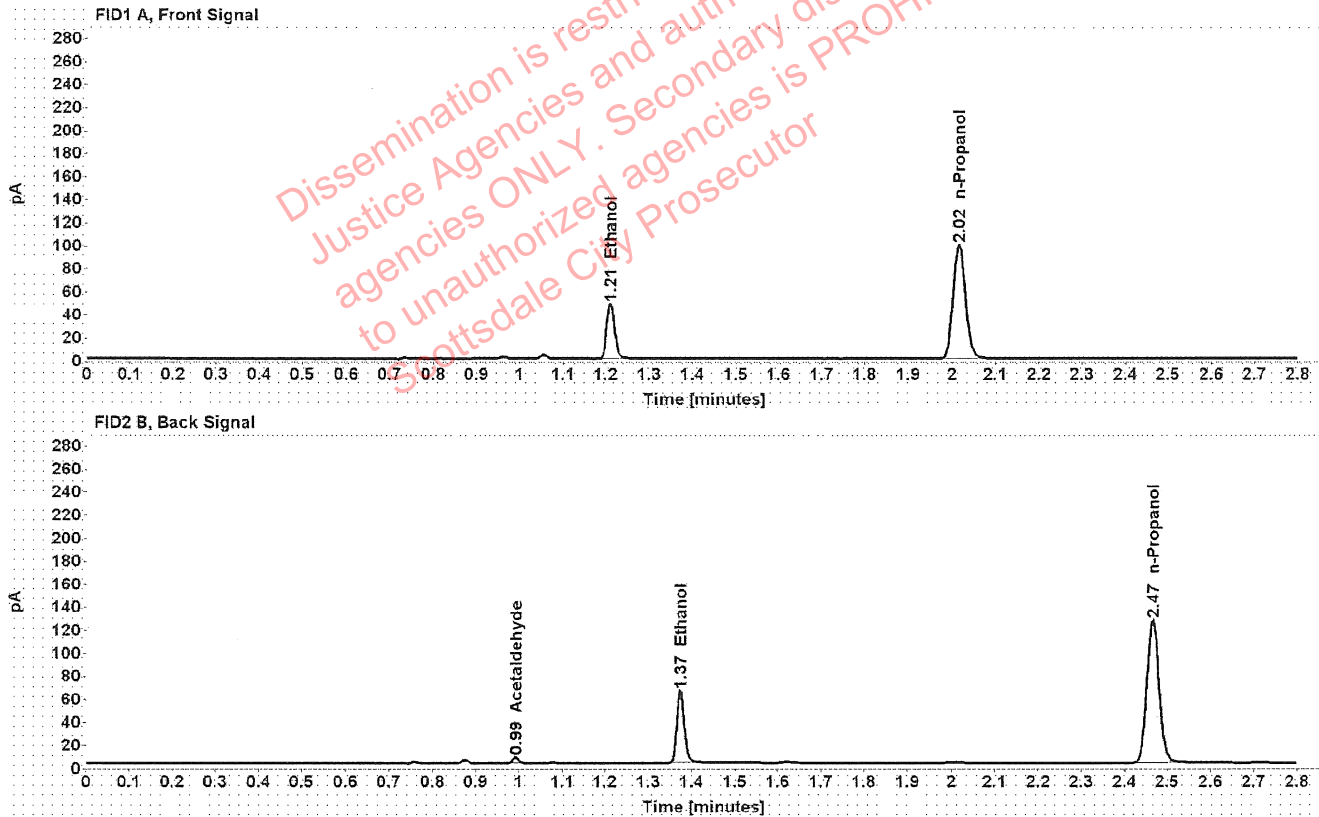


Table 1: FID 1 A (column DB-ALC1)

Compound	Amount (g/100mL)	Time (min)	Peak Area
>Ethanol	0.0998	1.211	60.940
n-Propanol	-----	2.016	195.934

Table 2: FID 2 B (column DB-ALC2)

Compound	Time (min)	Peak Area
Acetaldehyde	0.993	4.656
Ethanol	1.374	76.979
n-Propanol	2.466	249.688

Scottsdale Police Department Crime Lab Volatiles Analysis

Sample:	1409842	Vial:	32
Description:	[REDACTED]	LIMS ID:	[REDACTED]
Method:	ethanol quant.M	Sequence:	23Feb22
Instrument:	US14173023 CN14160045	Injection date:	2/23/2022 5:10:46 PM
Data file:	C:\Chem32\1\Data\23Feb22\32.D	Analyst:	Canonico

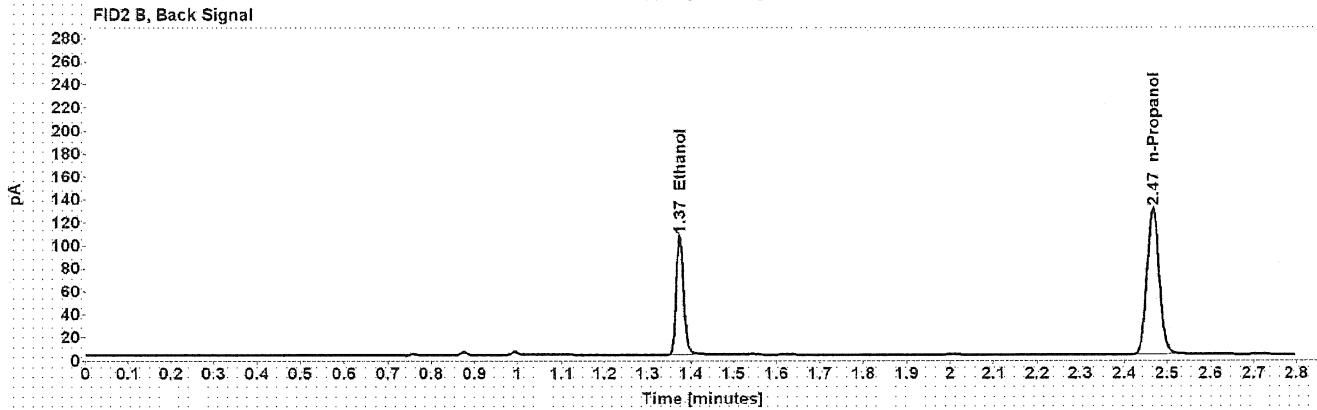
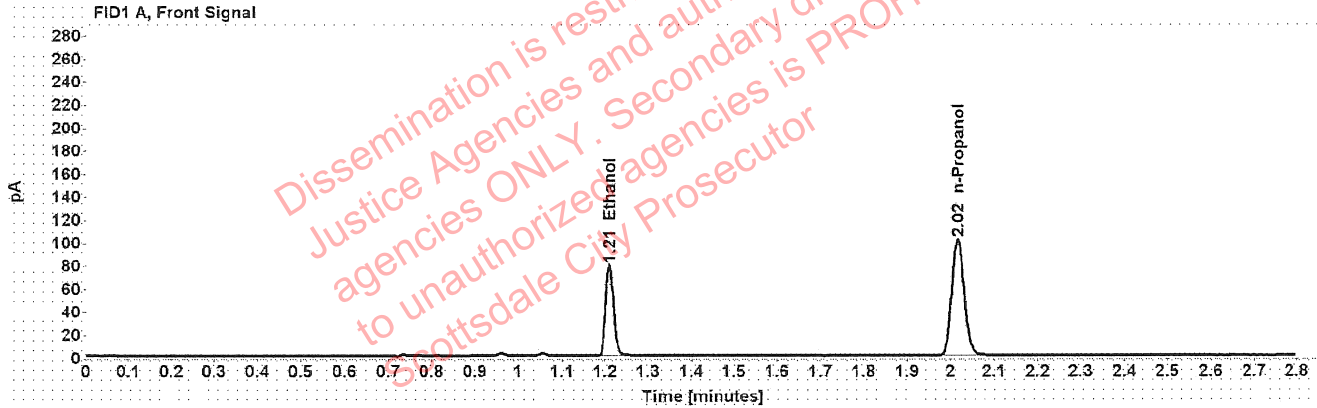


Table 1: FID 1 A (column DB-ALC1)

Compound	Amount (g/100mL)	Time (min)	Peak Area
>Ethanol	0.1588	1.210	100.137
n-Propanol	-----	2.016	200.927

Table 2: FID 2 B (column DB-ALC2)

Compound	Time (min)	Peak Area
Ethanol	1.374	126.959
n-Propanol	2.467	254.983

Scottsdale Police Department Crime Lab Volatiles Analysis

Sample:	1409842	Vial:	33
Description:	[REDACTED]	LIMS ID:	[REDACTED]
Method:	ethanol quant.M	Sequence:	23Feb22
Instrument:	US14173023 CN14160045	Injection date:	2/23/2022 5:14:44 PM
Data file:	C:\Chem32\1\Data\23Feb22\33.D	Analyst:	Canonico

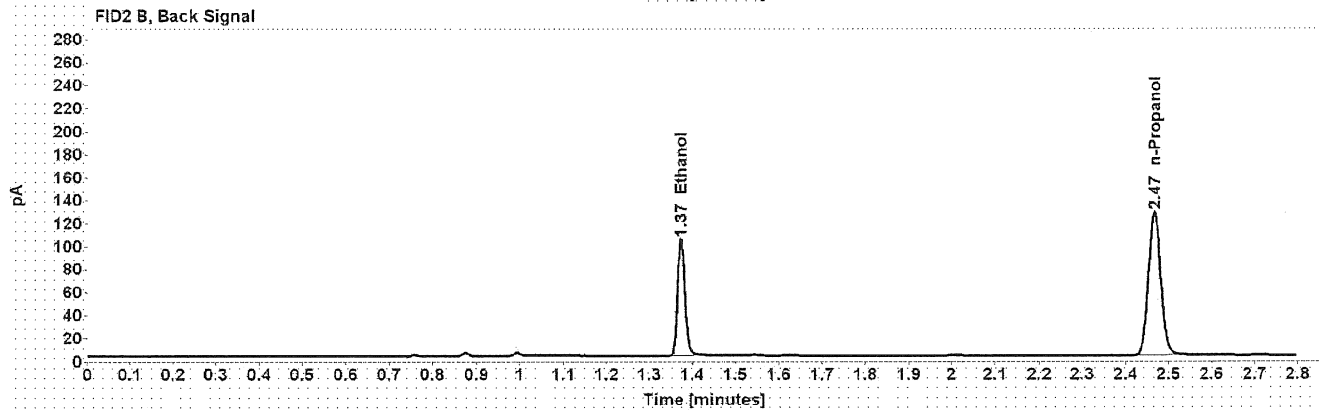
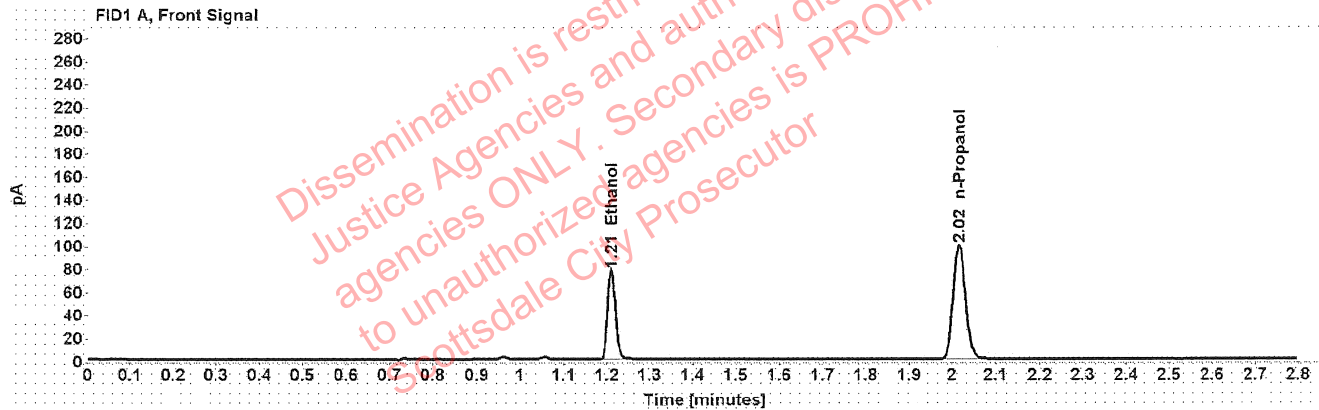


Table 1: FID 1 A (column DB-ALC1)

Compound	Amount (g/100mL)	Time (min)	Peak Area
>Ethanol	0.1592	1.210	98.202
n-Propanol	-----	2.016	196.556

Table 2: FID 2 B (column DB-ALC2)

Compound	Time (min)	Peak Area
Ethanol	1.374	124.724
n-Propanol	2.467	249.509

Scottsdale Police Department Crime Lab Volatiles Analysis

Sample:	1409950	Vial:	34
Description:	[REDACTED]	LIMS ID:	[REDACTED]
Method:	ethanol quant.M	Sequence:	23Feb22
Instrument:	US14173023 CN14160045	Injection date:	2/23/2022 5:18:44 PM
Data file:	C:\Chem32\1\Data\23Feb22\34.D	Analyst:	Canonico

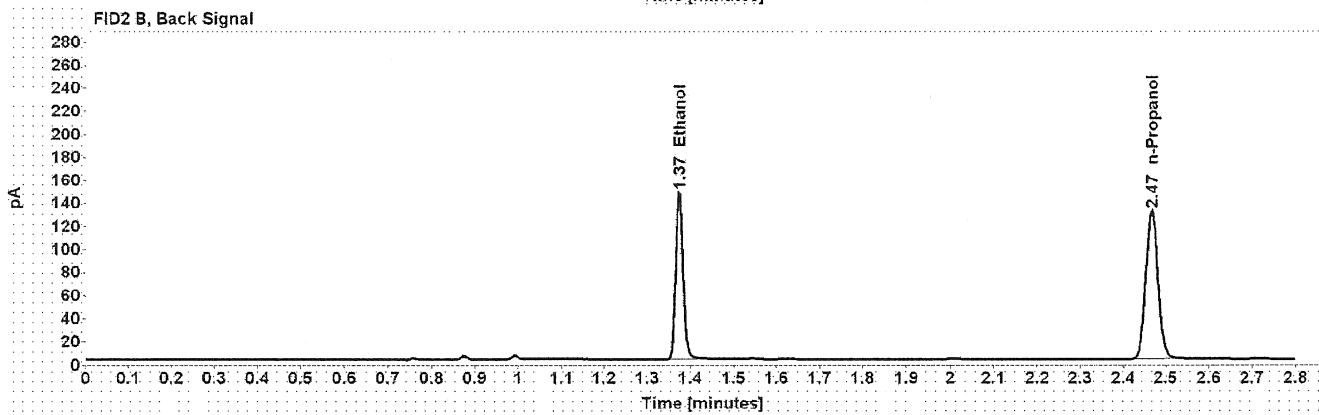
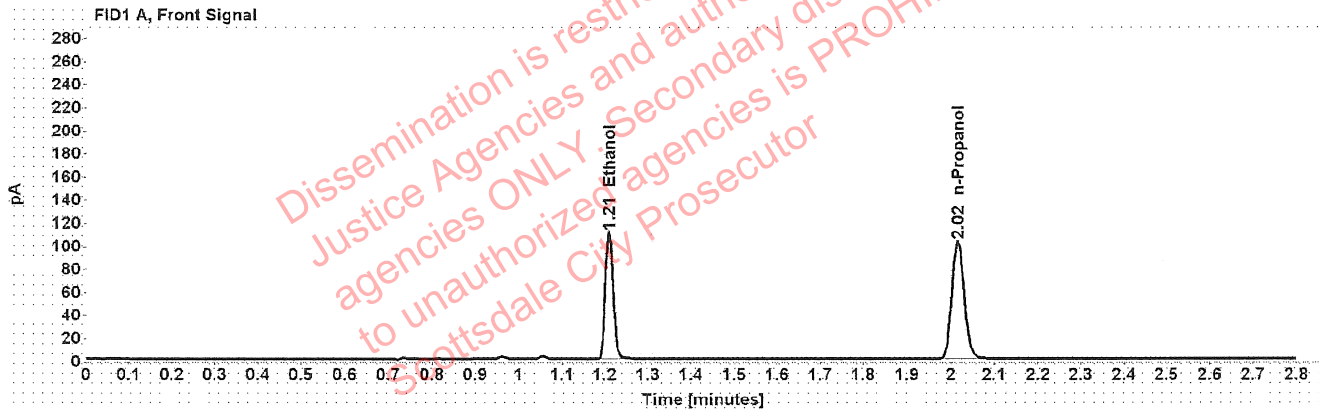


Table 1: FID 1 A (column DB-ALC1)

Compound	Amount (g/100mL)	Time (min)	Peak Area
>Ethanol	0.2188	1.210	139.705
n-Propanol	-----	2.016	202.759

Table 2: FID 2 B (column DB-ALC2)

Compound	Time (min)	Peak Area
Ethanol	1.374	177.799
n-Propanol	2.467	257.351

Scottsdale Police Department Crime Lab Volatiles Analysis

Sample:	1409950	Vial:	35
Description:	[REDACTED]	LIMS ID:	[REDACTED]
Method:	ethanol quant.M	Sequence:	23Feb22
Instrument:	US14173023 CN14160045	Injection date:	2/23/2022 5:22:45 PM
Data file:	C:\Chem32\1\Data\23Feb22\35.D	Analyst:	Canonico

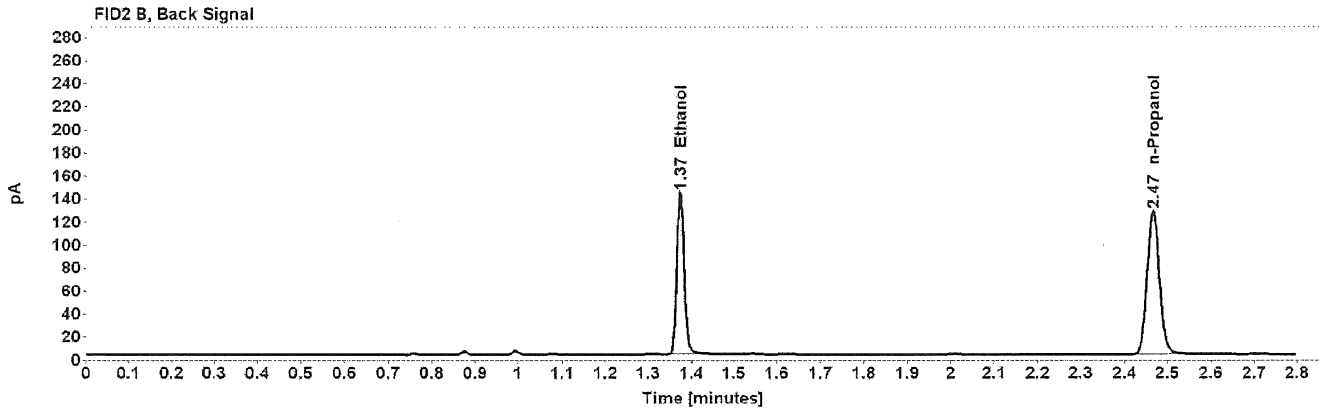
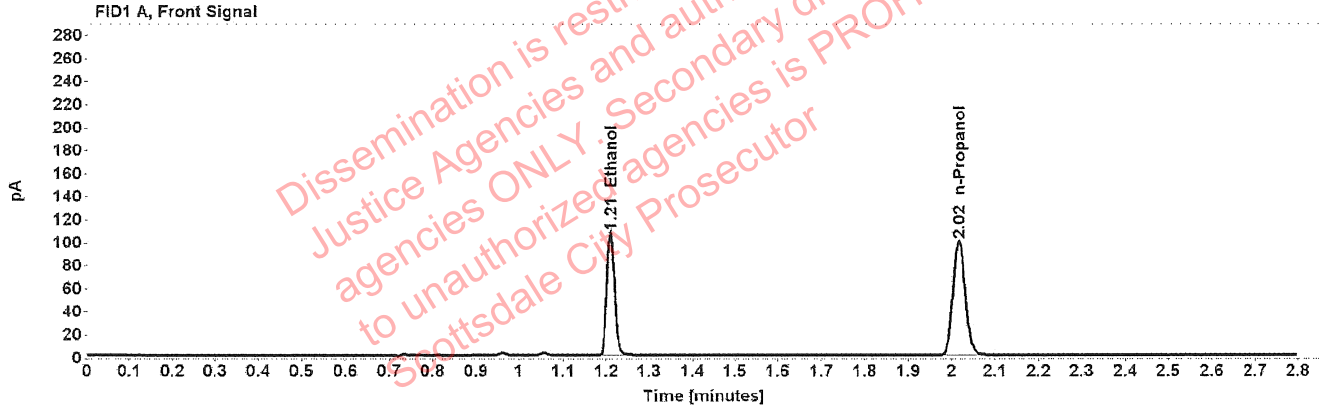


Table 1: FID 1 A (column DB-ALC1)

Compound	Amount (g/100mL)	Time (min)	Peak Area
>Ethanol	0.2179	1.210	135.271
n-Propanol	-----	2.016	197.165

Table 2: FID 2 B (column DB-ALC2)

Compound	Time (min)	Peak Area
Ethanol	1.374	171.965
n-Propanol	2.467	250.549

Scottsdale Police Department Crime Lab Volatiles Analysis

Sample:	1410233	Vial:	36
Description:	[REDACTED]	LIMS ID:	[REDACTED]
Method:	ethanol quant.M	Sequence:	23Feb22
Instrument:	US14173023 CN14160045	Injection date:	2/23/2022 5:26:47 PM
Data file:	C:\Chem32\1\Data\23Feb22\36.D	Analyst:	Canonico

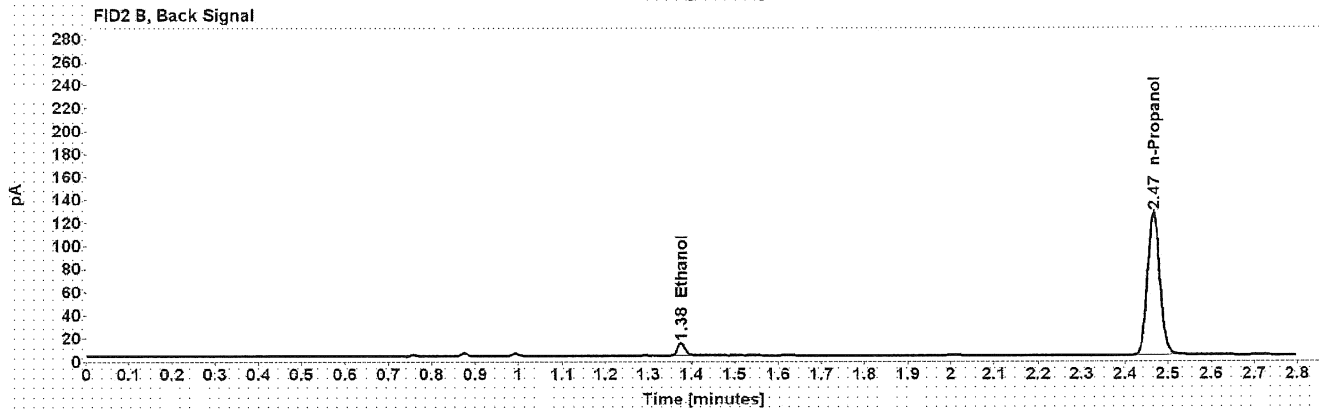
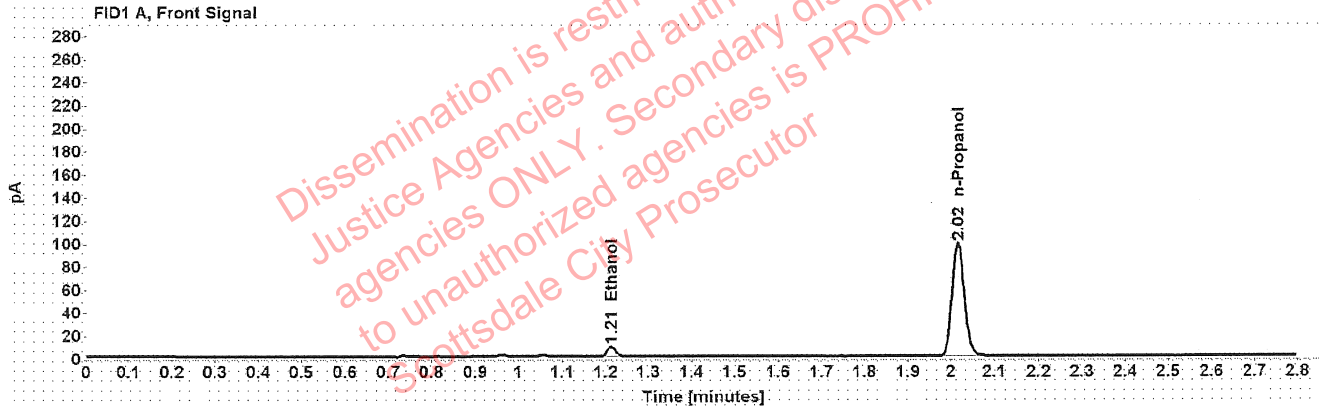


Table 1: FID 1 A (column DB-ALC1)

Compound	Amount (g/100mL)	Time (min)	Peak Area
>Ethanol	0.0189	1.213	10.598
n-Propanol	-----	2.016	195.145

Table 2: FID 2 B (column DB-ALC2)

Compound	Time (min)	Peak Area
Ethanol	1.376	13.754
n-Propanol	2.466	248.442

Scottsdale Police Department Crime Lab Volatiles Analysis

Sample:	1410233	Vial:	37
Description:	[REDACTED]	LIMS ID:	[REDACTED]
Method:	ethanol quant.M	Sequence:	23Feb22
Instrument:	US14173023 CN14160045	Injection date:	2/23/2022 5:31:01 PM
Data file:	C:\Chem32\11\Data\23Feb22\37.D	Analyst:	Canonico

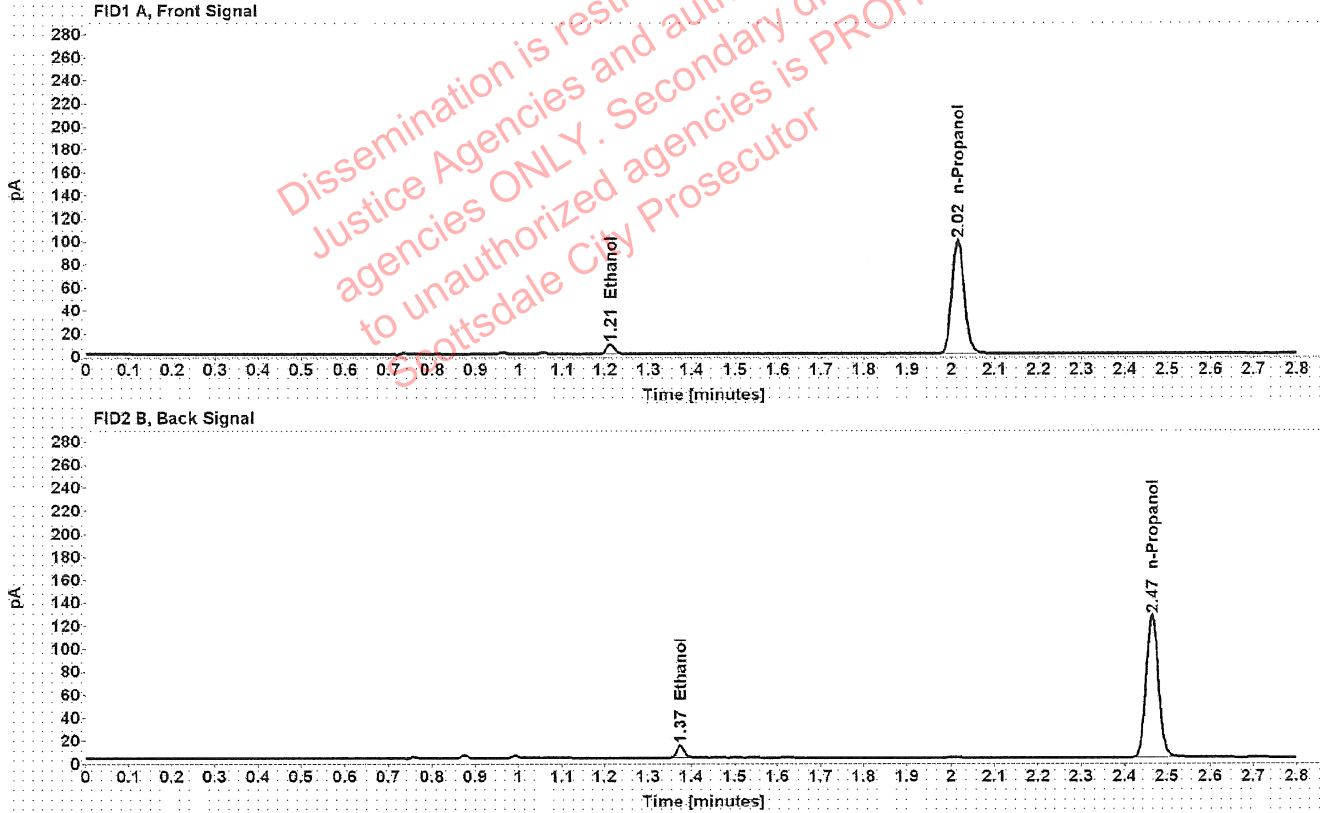


Table 1: FID 1 A (column DB-ALC1)

Compound	Amount (g/100mL)	Time (min)	Peak Area
>Ethanol	0.0189	1.212	10.625
n-Propanol	-----	2.015	195.608

Table 2: FID 2 B (column DB-ALC2)

Compound	Time (min)	Peak Area
Ethanol	1.374	13.783
n-Propanol	2.465	248.852

Scottsdale Police Department Crime Lab Volatiles Analysis

Sample:	1409981	Vial:	38
Description:	██████████	LIMS ID:	██████████
Method:	ethanol quant.M	Sequence:	23Feb22
Instrument:	US14173023 CN14160045	Injection date:	2/23/2022 5:35:00 PM
Data file:	C:\Chem32\1\Data\23Feb22\38.D	Analyst:	Canonico

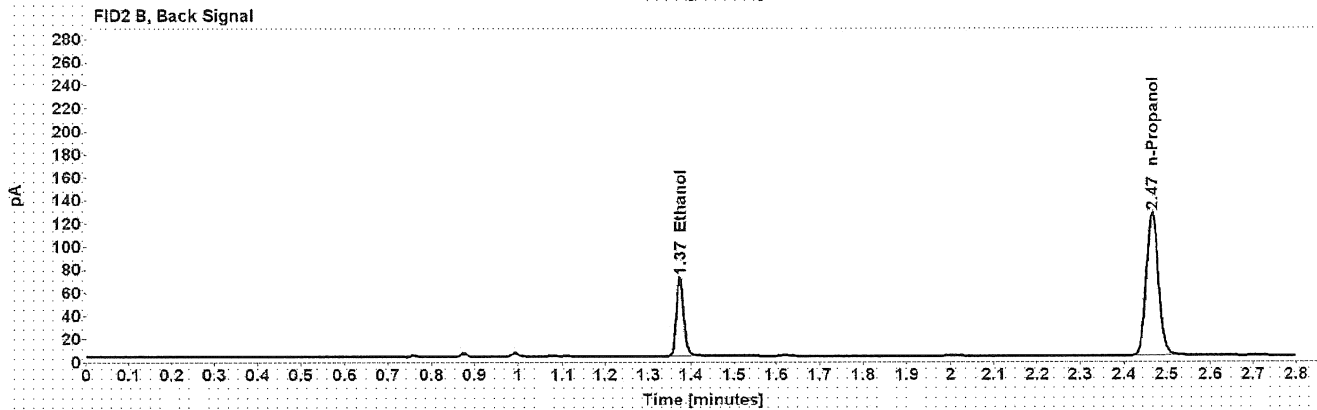
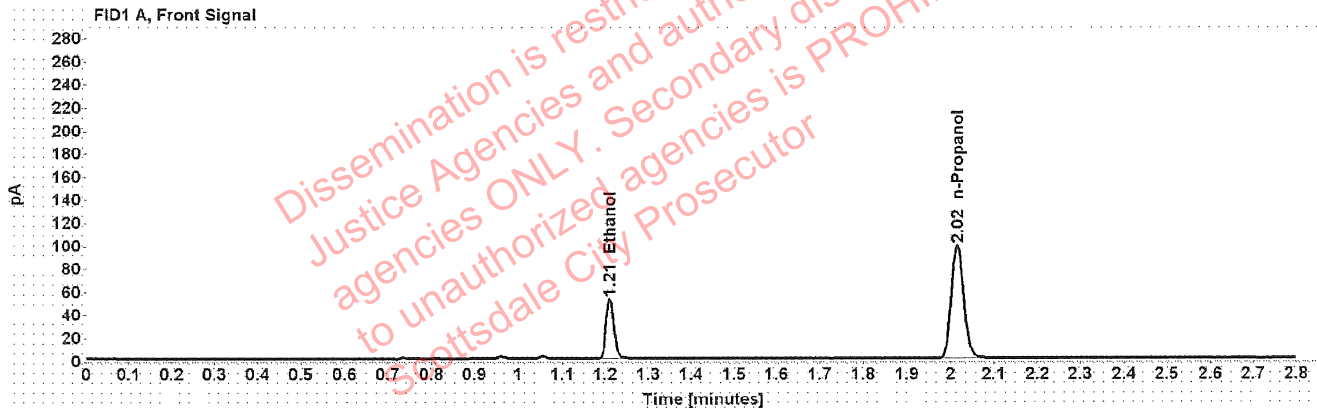


Table 1: FID 1 A (column DB-ALC1)

Compound	Amount (g/100mL)	Time (min)	Peak Area
>Ethanol	0.1088	1.210	66.323
n-Propanol	-----	2.016	195.182

Table 2: FID 2 B (column DB-ALC2)

Compound	Time (min)	Peak Area
Ethanol	1.374	83.915
n-Propanol	2.466	248.310

Case: [REDACTED] : Canonico, Erika - (24-Feb-2022)

User: ecanonico 2/24/2022

Scottsdale Police Department Crime Lab Volatiles Analysis

Sample:	1409981	Vial:	39
Description:	[REDACTED]	LIMS ID:	[REDACTED]
Method:	ethanol quant.M	Sequence:	23Feb22
Instrument:	US14173023 CN14160045	Injection date:	2/23/2022 5:39:01 PM
Data file:	C:\Chem32\1\Data\23Feb22\39.D	Analyst:	Canonico

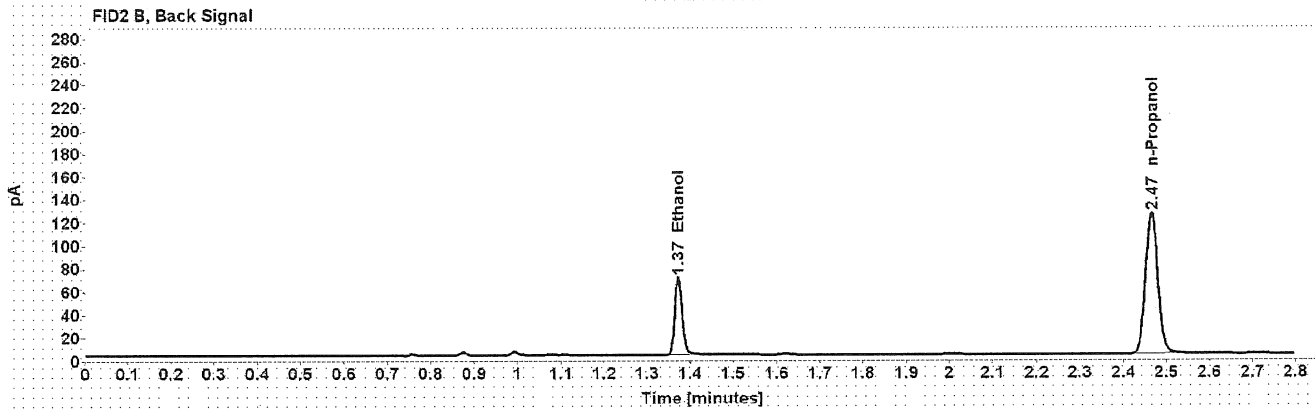
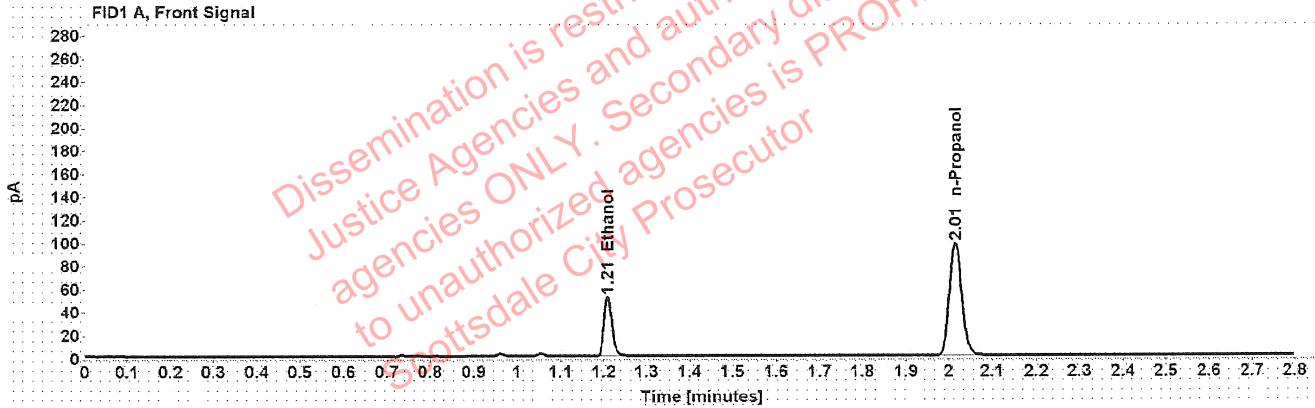


Table 1: FID 1 A (column DB-ALC1)

Compound	Amount (g/100mL)	Time (min)	Peak Area
>Ethanol	0.1082	1.210	65.564
n-Propanol	-----	2.015	194.160

Table 2: FID 2 B (column DB-ALC2)

Compound	Time (min)	Peak Area
Ethanol	1.372	82.868
n-Propanol	2.465	247.022

Scottsdale Police Department Crime Lab Volatiles Analysis

Sample:	1385130	Vial:	40
Description:		LIMS ID:	
Method:	ethanol quant.M	Sequence:	23Feb22
Instrument:	US14173023 CN14160045	Injection date:	2/23/2022 5:43:00 PM
Data file:	C:\Chem32\1\Data\23Feb22\40.D	Analyst:	Canonico

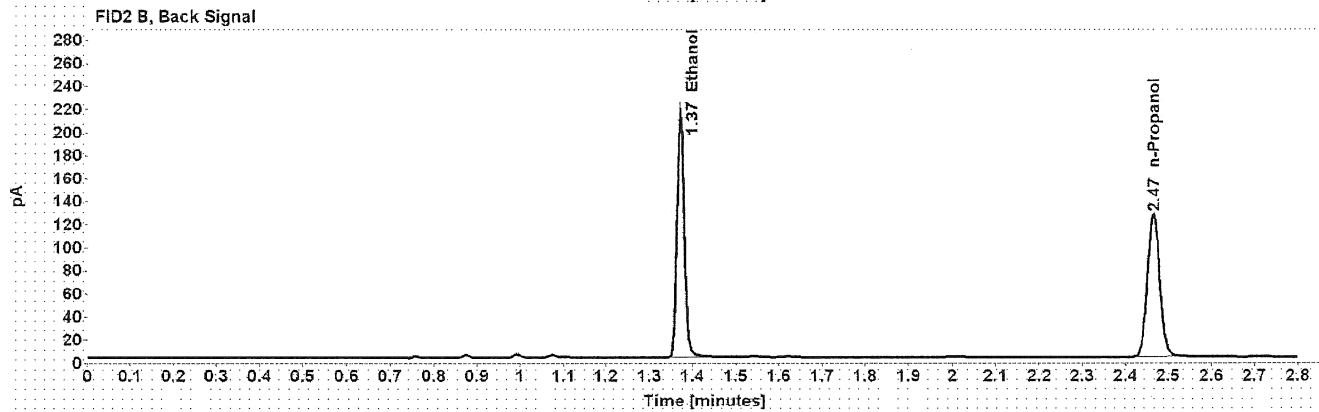
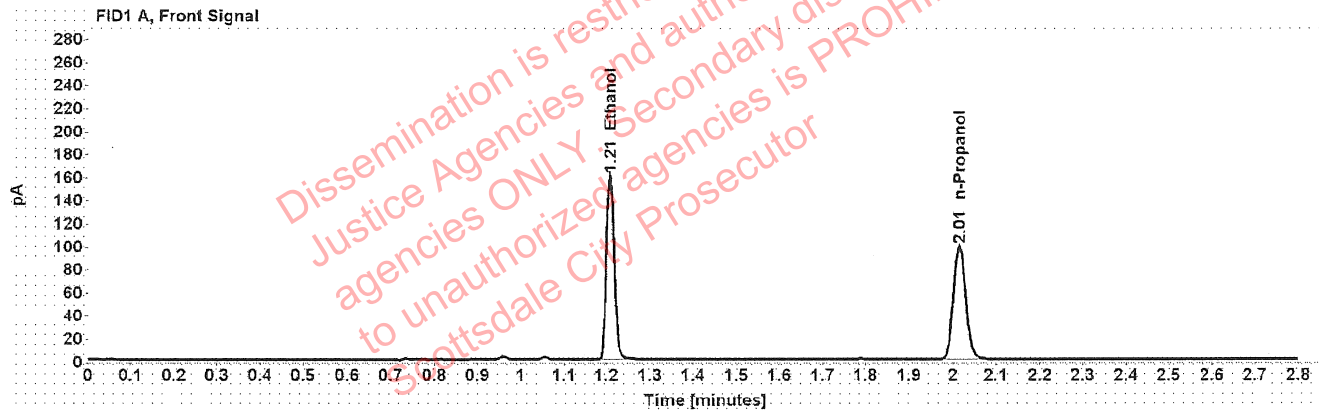


Table 1: FID 1 A (column DB-ALC1)

Compound	Amount (g/100mL)	Time (min)	Peak Area
>Ethanol	0.3276	1.208	202.796
n-Propanol	-----	2.015	196.024

Table 2: FID 2 B (column DB-ALC2)

Compound	Time (min)	Peak Area
Ethanol	1.372	259.800
n-Propanol	2.465	249.182

Scottsdale Police Department Crime Lab Volatiles Analysis

Sample:	1385130	Vial:	41
Description:	[REDACTED]	LIMS ID:	[REDACTED]
Method:	ethanol quant.M	Sequence:	23Feb22
Instrument:	US14173023 CN14160045	Injection date:	2/23/2022 5:47:00 PM
Data file:	C:\Chem32\1\Data\23Feb22\41.D	Analyst:	Canonico

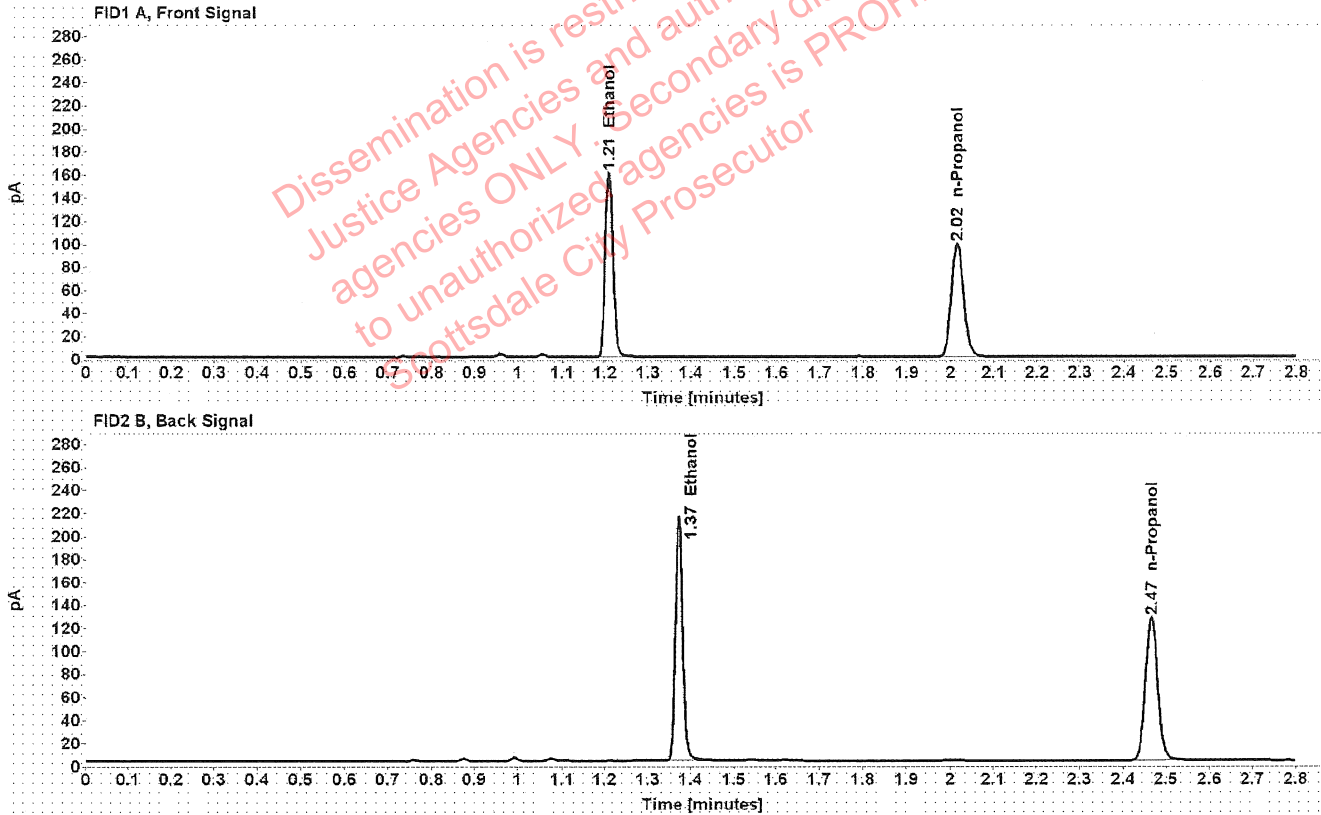


Table 1: FID 1 A (column DB-ALC1)

Compound	Amount (g/100mL)	Time (min)	Peak Area
>Ethanol	0.3285	1.209	203.468
n-Propanol	-----	2.015	196.110

Table 2: FID 2 B (column DB-ALC2)

Compound	Time (min)	Peak Area
Ethanol	1.372	260.400
n-Propanol	2.466	249.521

██████████: Canonico, Erika - (24-Feb-2022)

Case: ██████████ User: ecanonico 2/24/2022

Scottsdale Police Department Crime Lab Volatiles Analysis

Sample:	1410439	Vial:	43
Description:	██████████	LIMS ID:	██████████
Method:	ethanol quant.M	Sequence:	23Feb22
Instrument:	US14173023 CN14160045	Injection date:	2/23/2022 5:55:16 PM
Data file:	C:\Chem32\1\Data\23Feb22\43.D	Analyst:	Canonico

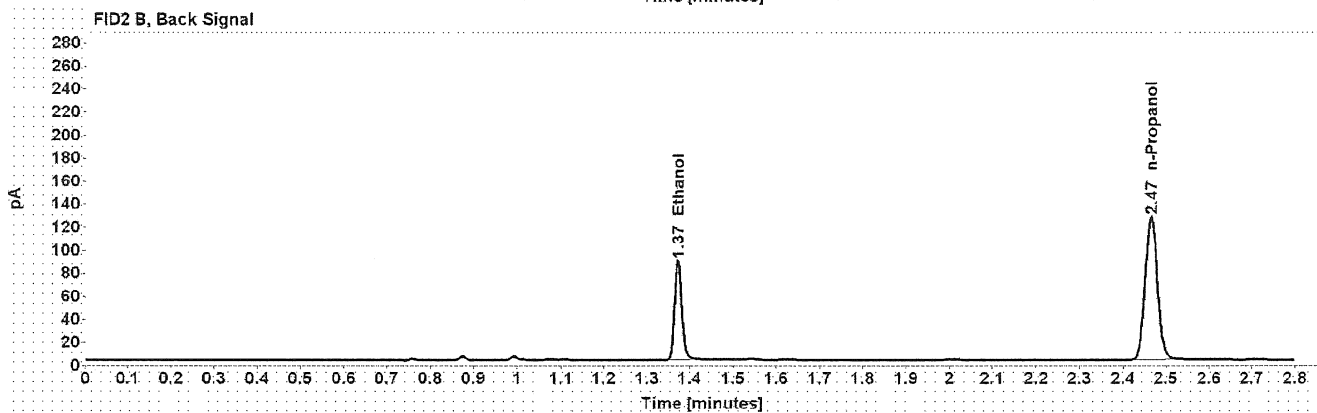
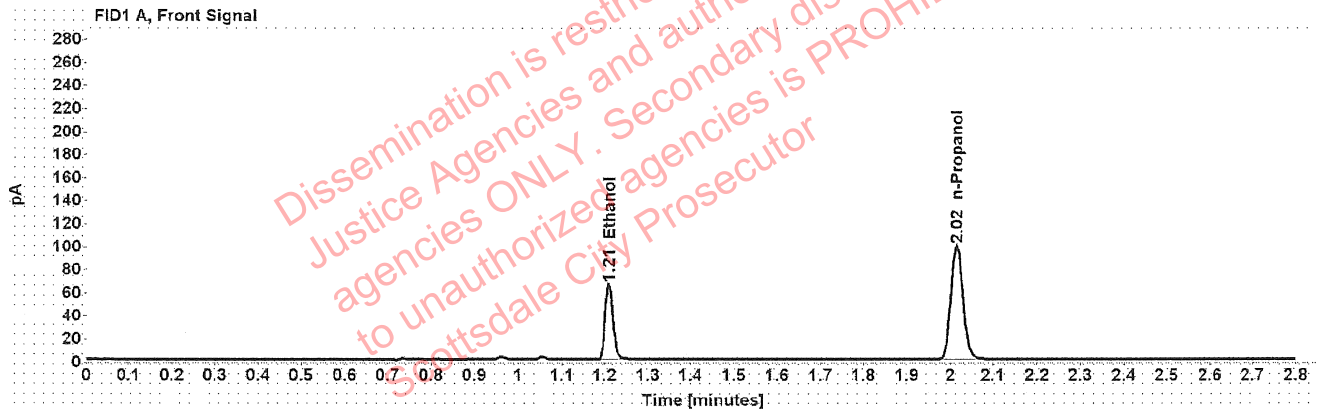


Table 1: FID 1 A (column DB-ALC1)

Compound	Amount (g/100mL)	Time (min)	Peak Area
>Ethanol	0.1361	1.209	83.507
n-Propanol	-----	2.015	195.838

Table 2: FID 2 B (column DB-ALC2)

Compound	Time (min)	Peak Area
Ethanol	1.372	105.653
n-Propanol	2.465	248.966

Scottsdale Police Department Crime Lab Volatiles Analysis

Sample: 1410439	Vial: 44
Description: [REDACTED]	LIMS ID: [REDACTED]
Method: ethanol quant.M	Sequence: 23Feb22
Instrument: US14173023 CN14160045	Injection date: 2/23/2022 5:59:15 PM
Data file: C:\Chem32\1\Data\23Feb22\44.D	Analyst: Canonico

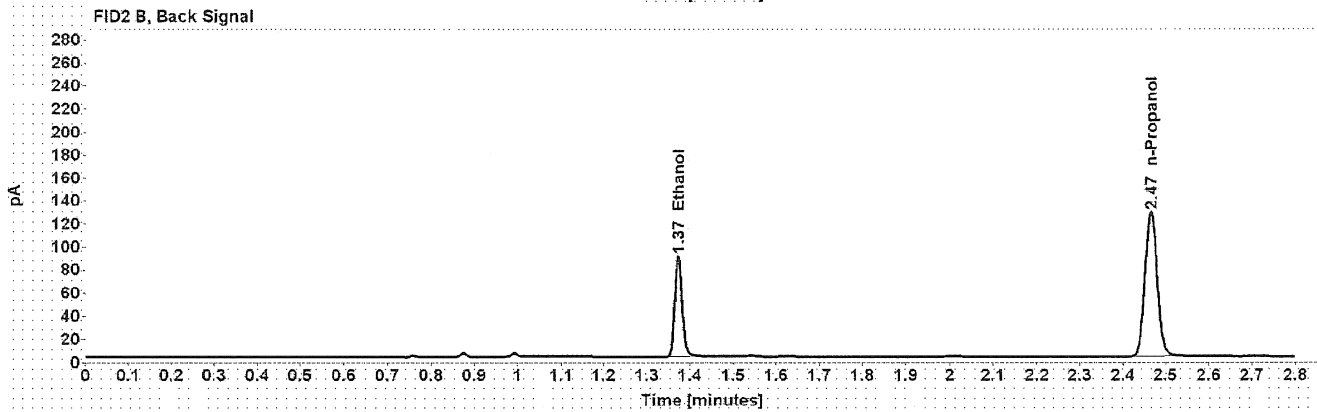
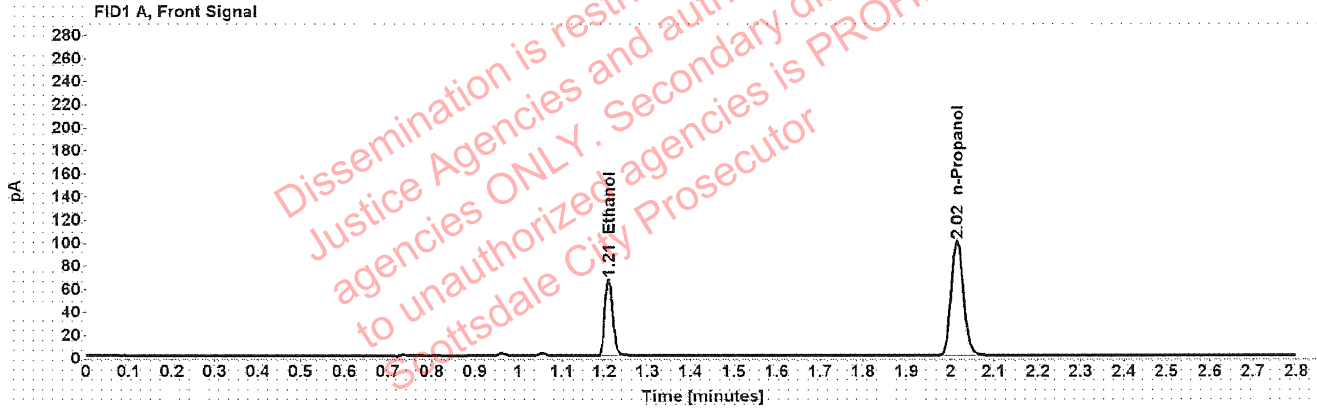


Table 1: FID 1 A (column DB-ALC1)

Compound	Amount (g/100mL)	Time (min)	Peak Area
>Ethanol	0.1360	1.209	84.274
n-Propanol	-----	2.015	197.796

Table 2: FID 2 B (column DB-ALC2)

Compound	Time (min)	Peak Area
Ethanol	1.373	106.989
n-Propanol	2.465	251.151

Scottsdale Police Department Crime Lab Volatiles Analysis

Sample:	1409968	Vial:	45
Description:	[REDACTED]	LIMS ID:	[REDACTED]
Method:	ethanol quant.M	Sequence:	23Feb22
Instrument:	US14173023 CN14160045	Injection date:	2/23/2022 6:03:15 PM
Data file:	C:\Chem32\1\Data\23Feb22\45.D	Analyst:	Canonico

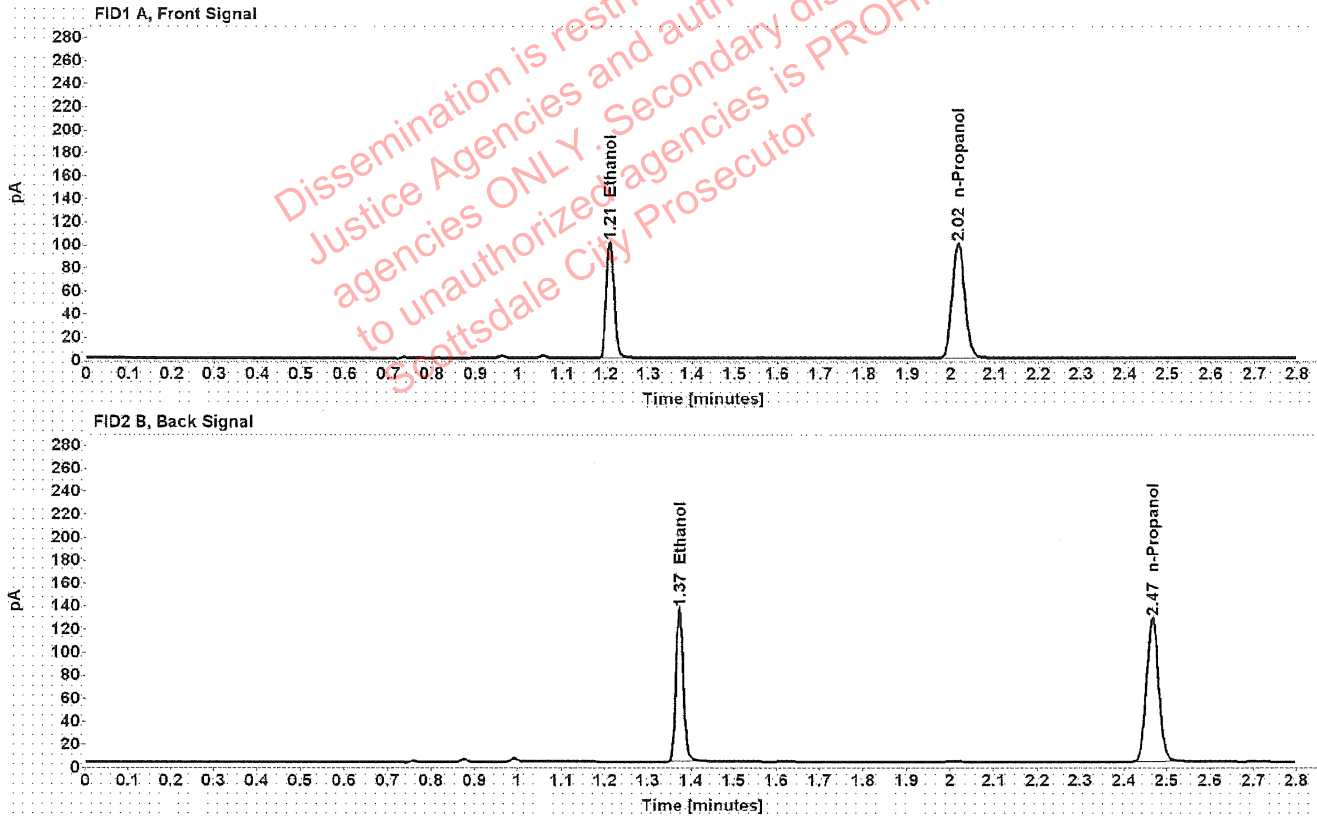


Table 1: FID 1 A (column DB-ALC1)

Compound	Amount (g/100mL)	Time (min)	Peak Area
>Ethanol	0.2054	1.210	127.723
n-Propanol	-----	2.016	197.588

Table 2: FID 2 B (column DB-ALC2)

Compound	Time (min)	Peak Area
Ethanol	1.373	162.230
n-Propanol	2.466	250.552

Scottsdale Police Department Crime Lab Volatiles Analysis

Sample:	1409968	Vial:	46
Description:	[REDACTED]	LIMS ID:	[REDACTED]
Method:	ethanol quant.M	Sequence:	23Feb22
Instrument:	US14173023 CN14160045	Injection date:	2/23/2022 6:07:15 PM
Data file:	C:\Chem32\1\Data\23Feb22\46.D	Analyst:	Canonico

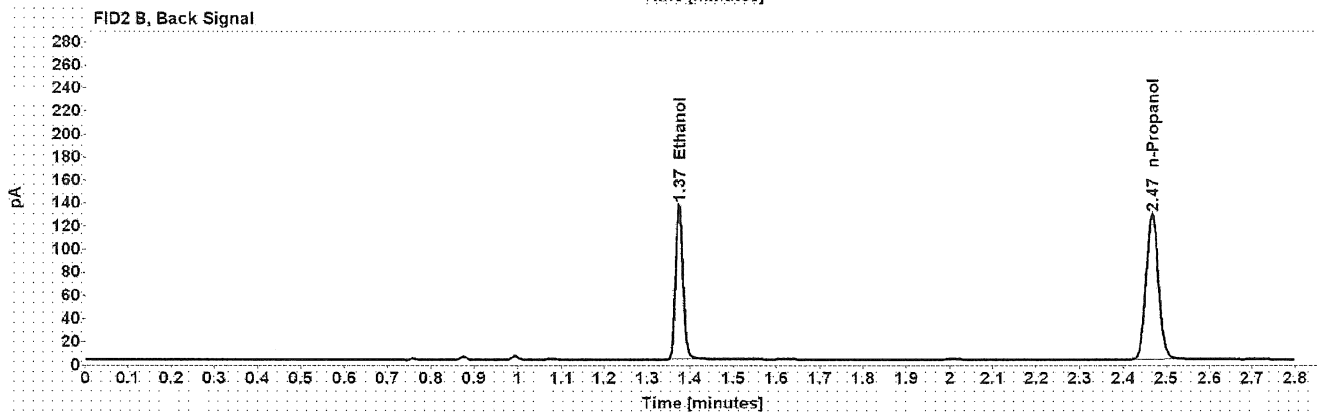
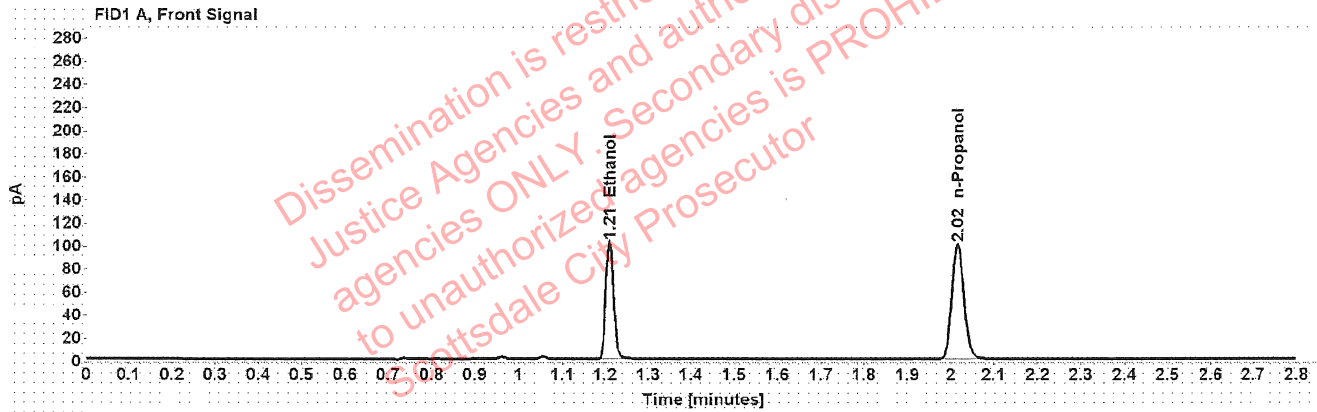


Table 1: FID 1 A (column DB-ALC1)

Compound	Amount (g/100mL)	Time (min)	Peak Area
>Ethanol	0.2070	1.210	129.046
n-Propanol	-----	2.016	198.043

Table 2: FID 2 B (column DB-ALC2)

Compound	Time (min)	Peak Area
Ethanol	1.374	163.991
n-Propanol	2.467	251.363

Scottsdale Police Department Crime Lab Volatiles Analysis

Sample: 1409970	Vial: 47
Description: [REDACTED]	LIMS ID: [REDACTED]
Method: ethanol quant.M	Sequence: 23Feb22
Instrument: US14173023 CN14160045	Injection date: 2/23/2022 6:11:17 PM
Data file: C:\Chem32\1\Data\23Feb22\47.D	Analyst: Canonico

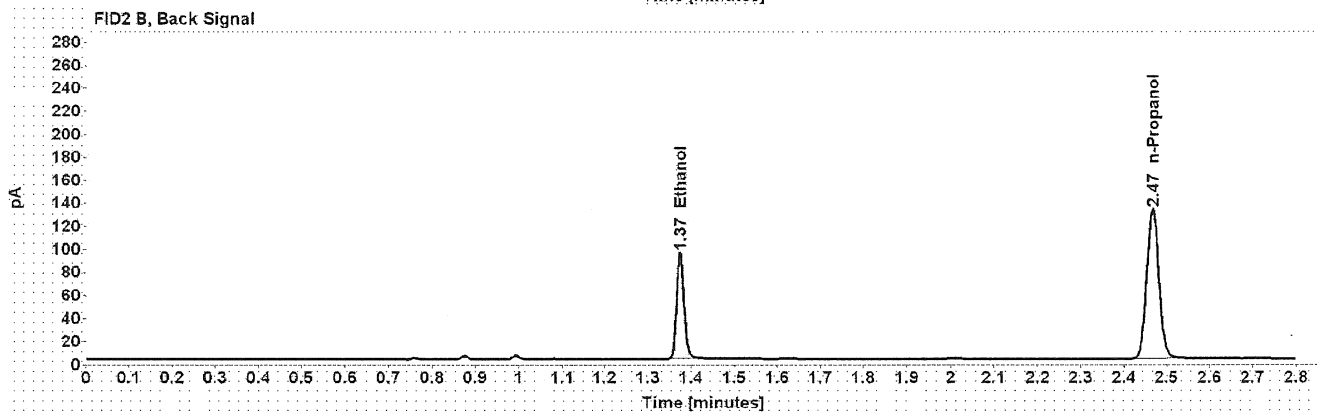
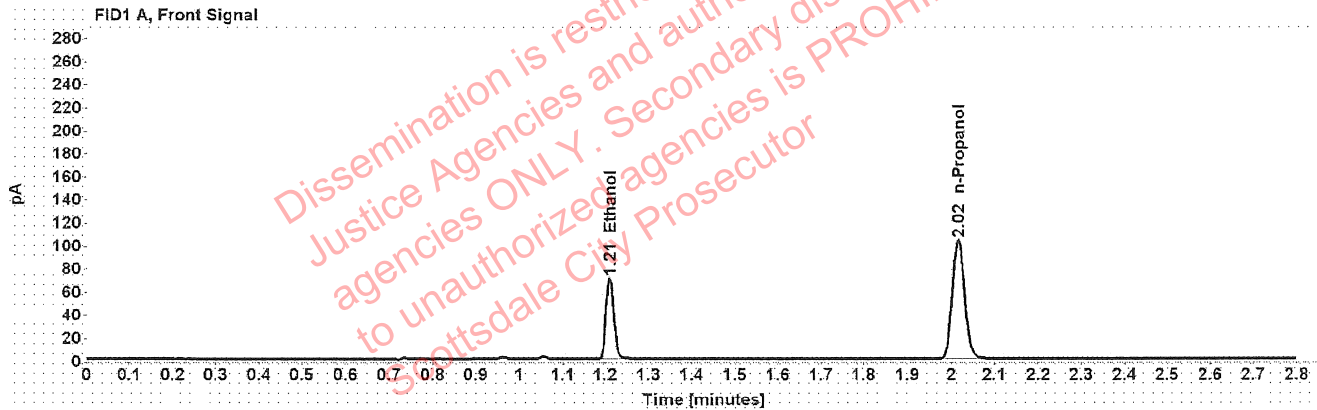


Table 1: FID 1 A (column DB-ALC1)

Compound	Amount (g/100mL)	Time (min)	Peak Area
>Ethanol	0.1389	1.210	88.961
n-Propanol	-----	2.016	204.376

Table 2: FID 2 B (column DB-ALC2)

Compound	Time (min)	Peak Area
Ethanol	1.374	112.548
n-Propanol	2.467	260.041

Scottsdale Police Department Crime Lab Volatiles Analysis

Sample:	1409970	Vial:	48
Description:	██████████	LIMS ID:	██████████
Method:	ethanol quant.M	Sequence:	23Feb22
Instrument:	US14173023 CN14160045	Injection date:	2/23/2022 6:15:15 PM
Data file:	C:\Chem32\1\Data\23Feb22\48.D	Analyst:	Canonico

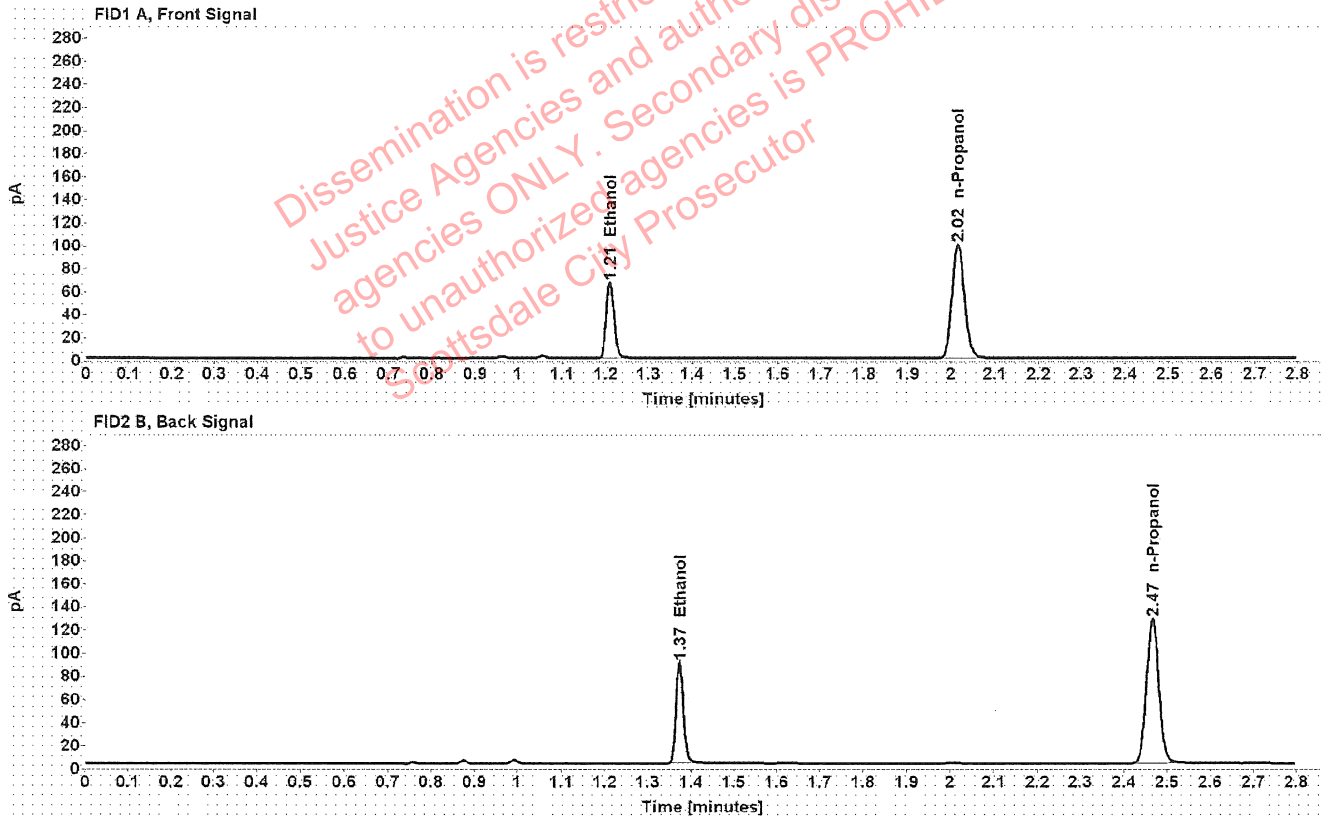


Table 1: FID 1 A (column DB-ALC1)

Compound	Amount (g/100mL)	Time (min)	Peak Area
>Ethanol	0.1365	1.210	84.468
n-Propanol	-----	2.015	197.510

Table 2: FID 2 B (column DB-ALC2)

Compound	Time (min)	Peak Area
Ethanol	1.373	106.948
n-Propanol	2.466	251.269

Scottsdale Police Department Crime Lab Volatiles Analysis

Sample:	1410217	Vial:	49
Description:	[REDACTED]	LIMS ID:	[REDACTED]
Method:	ethanol quant.M	Sequence:	23Feb22
Instrument:	US14173023 CN14160045	Injection date:	2/23/2022 6:19:29 PM
Data file:	C:\Chem32\1\Data\23Feb22\49.D	Analyst:	Canonico

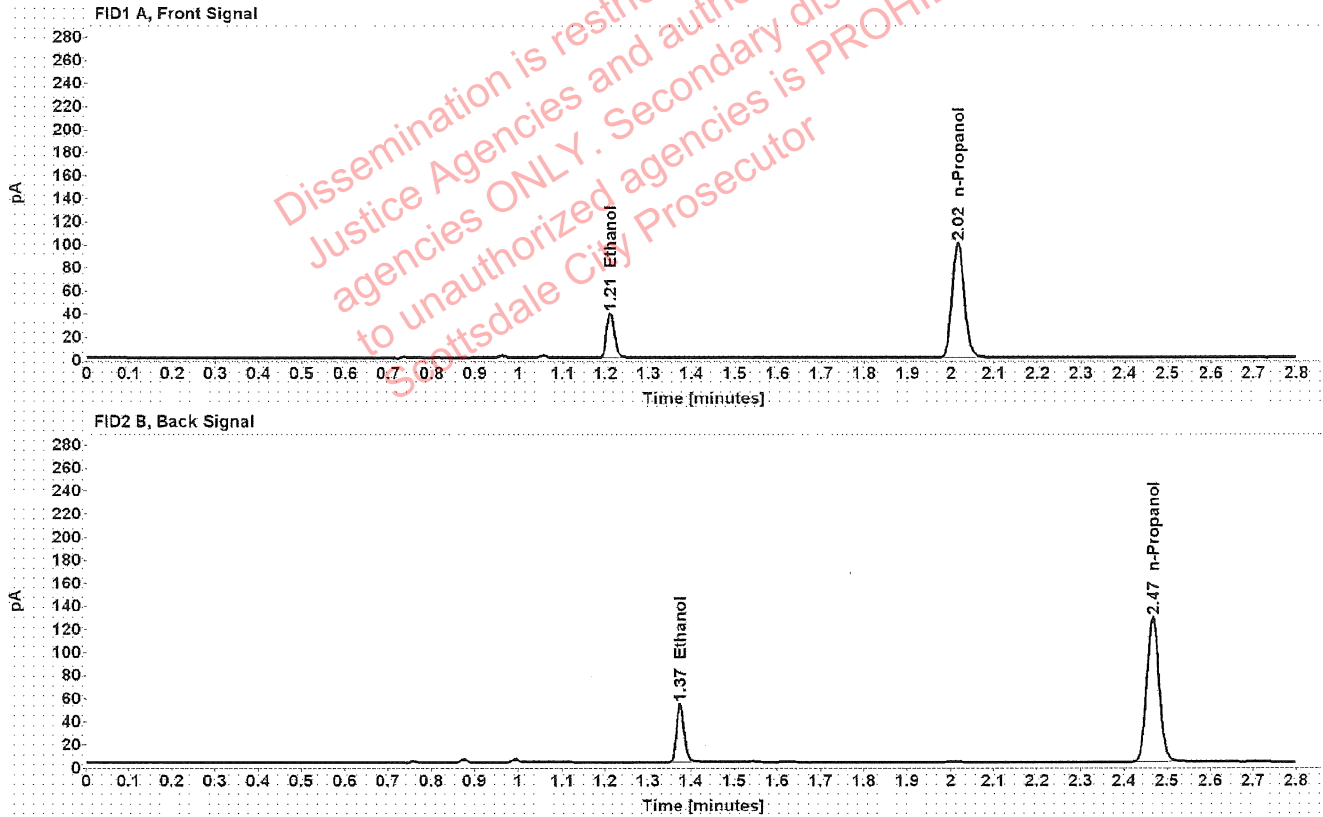


Table 1: FID 1 A (column DB-ALC1)

Compound	Amount (g/100mL)	Time (min)	Peak Area
>Ethanol	0.0805	1.211	49.215
n-Propanol	-----	2.016	197.099

Table 2: FID 2 B (column DB-ALC2)

Compound	Time (min)	Peak Area
Ethanol	1.374	62.082
n-Propanol	2.467	250.730

Scottsdale Police Department Crime Lab Volatiles Analysis

Sample:	1410217	Vial:	50
Description:	[REDACTED]	LIMS ID:	[REDACTED]
Method:	ethanol quant.M	Sequence:	23Feb22
Instrument:	US14173023 CN14160045	Injection date:	2/23/2022 6:23:31 PM
Data file:	C:\Chem32\1\Data\23Feb22\50.D	Analyst:	Canonico

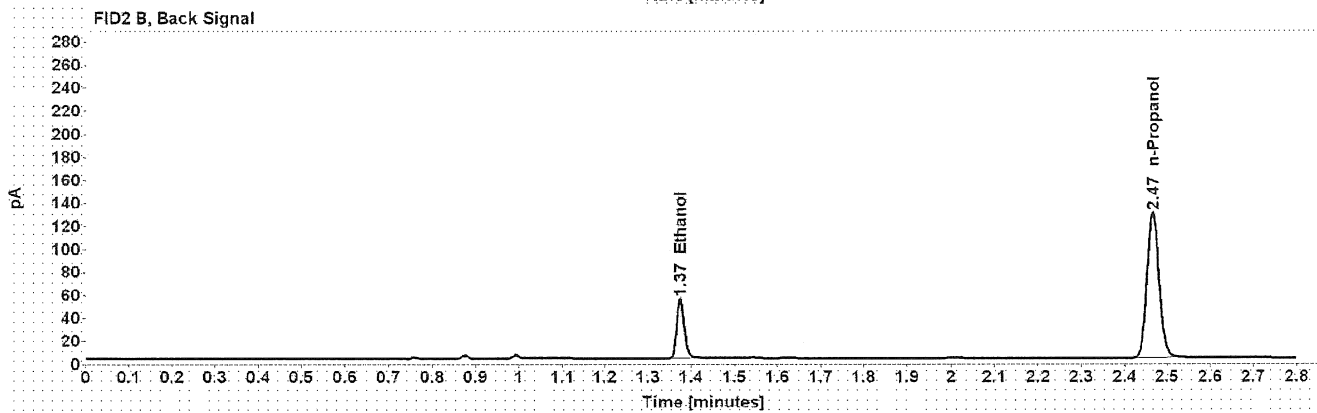
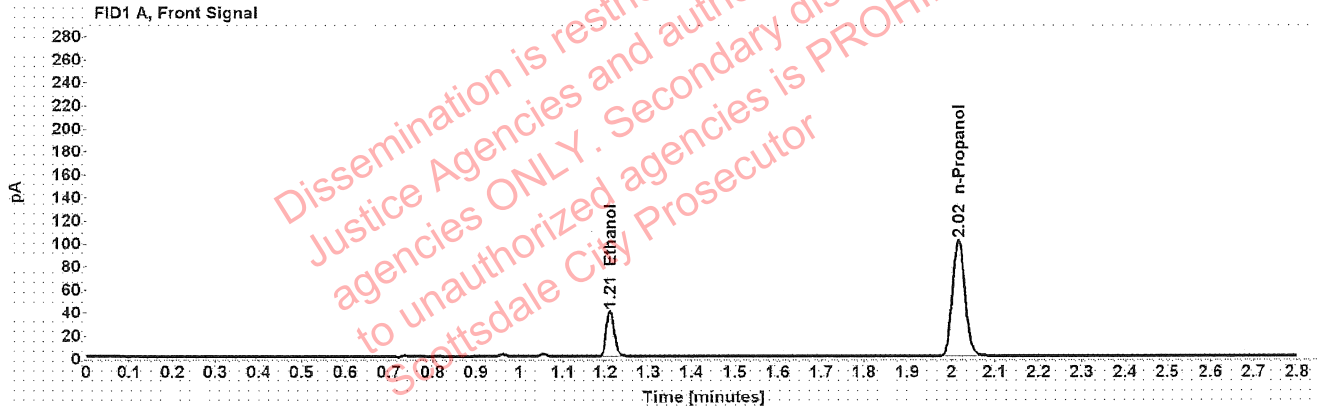


Table 1: FID 1 A (column DB-ALC1)

Compound	Amount (g/100mL)	Time (min)	Peak Area
>Ethanol	0.0809	1.211	50.271
n-Propanol	-----	2.016	200.254

Table 2: FID 2 B (column DB-ALC2)

Compound	Time (min)	Peak Area
Ethanol	1.375	63.615
n-Propanol	2.467	254.651

Scottsdale Police Department Crime Lab Volatiles Analysis

Sample: 1407378	Vial: 51
Description: ██████████	LIMS ID: ██████████
Method: ethanol quant.M	Sequence: 23Feb22
Instrument: US14173023 CN14160045	Injection date: 2/23/2022 6:27:30 PM
Data file: C:\Chem32\1\Data\23Feb22\51.D	Analyst: Canonico

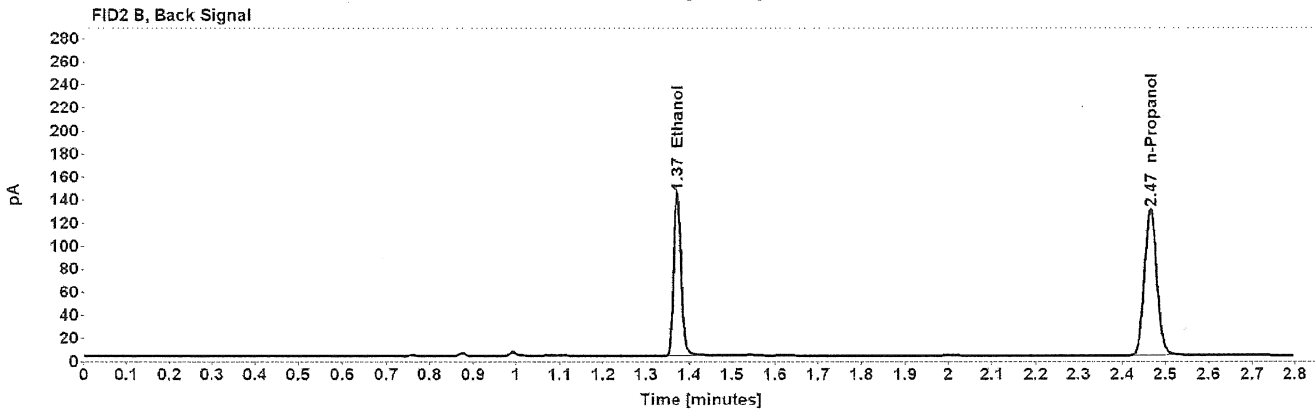
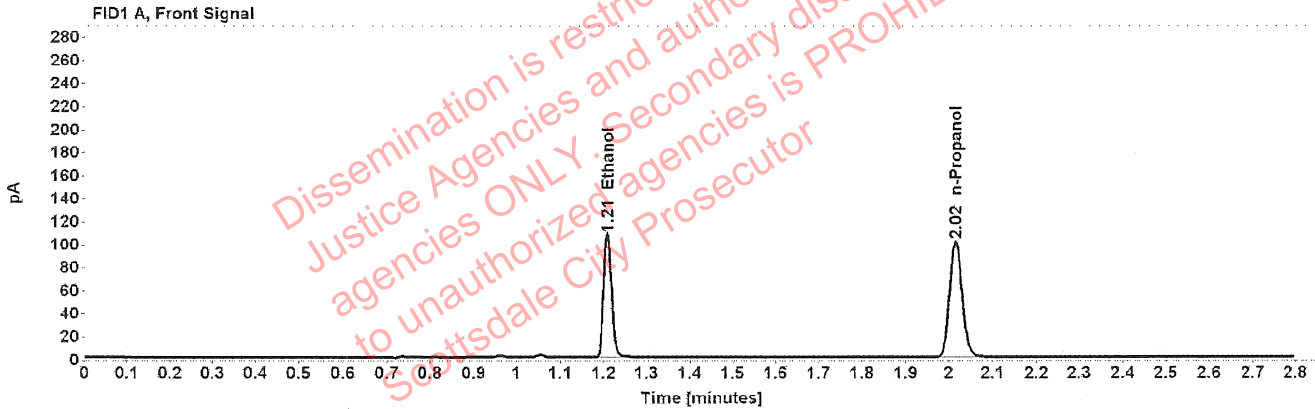


Table 1: FID 1 A (column DB-ALC1)

Compound	Amount (g/100mL)	Time (min)	Peak Area
>Ethanol	0.2159	1.209	136.254
n-Propanol	-----	2.015	200.410

Table 2: FID 2 B (column DB-ALC2)

Compound	Time (min)	Peak Area
Ethanol	1.372	174.739
n-Propanol	2.465	254.834

Scottsdale Police Department Crime Lab Volatiles Analysis

Sample: 1407378	Vial: 52
Description: ██████████	LIMS ID: ██████████
Method: ethanol quant.M	Sequence: 23Feb22
Instrument: US14173023 CN14160045	Injection date: 2/23/2022 6:31:31 PM
Data file: C:\Chem32\1\Data\23Feb22\52.D	Analyst: Canonico

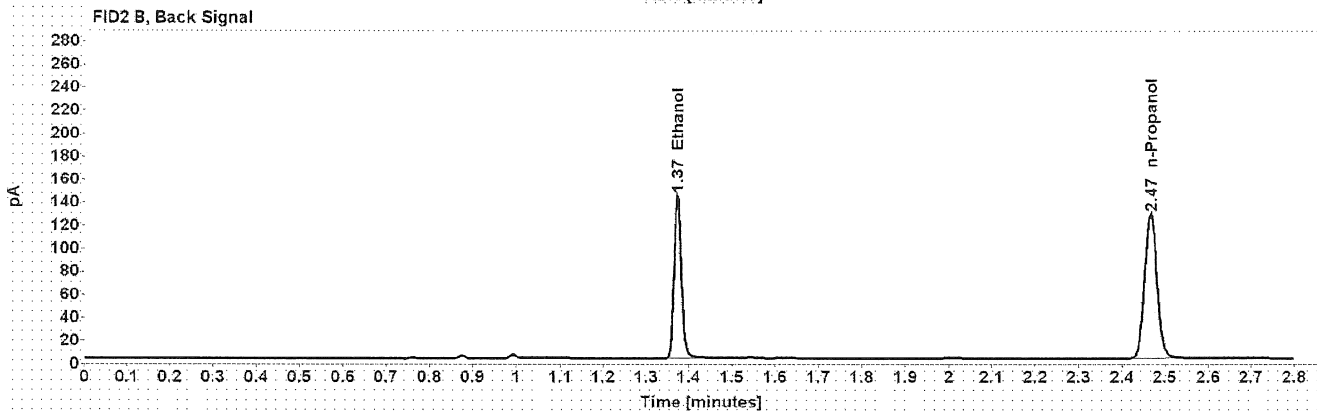
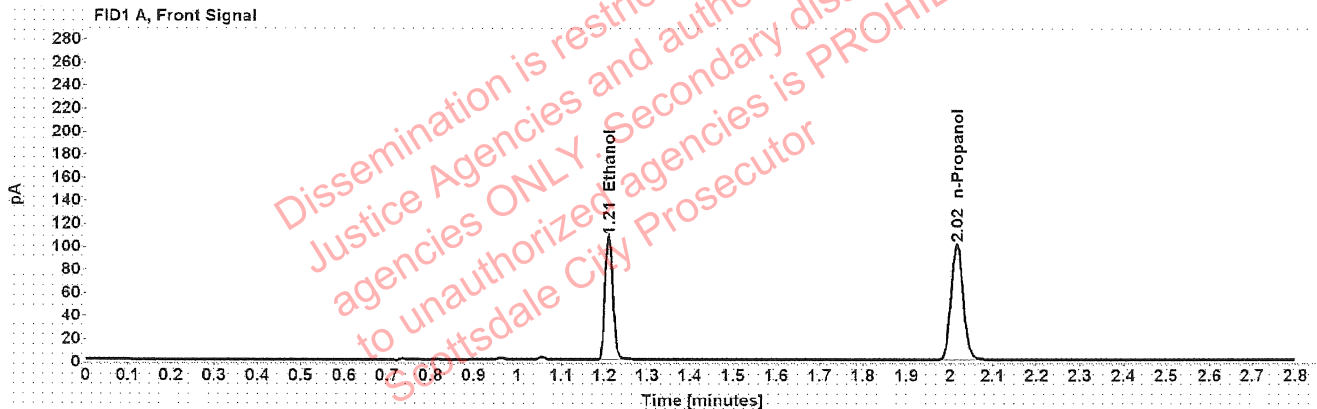


Table 1: FID 1 A (column DB-ALC1)

Compound	Amount (g/100mL)	Time (min)	Peak Area
>Ethanol	0.2167	1.210	136.057
n-Propanol	-----	2.016	199.401

Table 2: FID 2 B (column DB-ALC2)

Compound	Time (min)	Peak Area
Ethanol	1.373	174.490
n-Propanol	2.466	253.410