

# SCOTTSDALE POLICE DEPARTMENT CRIME LABORATORY BLOOD ALCOHOL FACE SHEET

ANALYSIS DATE 5/24/22 SEQUENCE NAME 24May22

**EQUIPMENT**

Pipettor  Hamilton ML600EH7497  Hamilton ML600GJ10749  
 Gas Chromatograph  Agilent US14173023

**INSTRUMENT CALIBRATION**

Vial 1 0.02 calibrator Lot FN06141806 Coefficient of determination (r<sup>2</sup>)  
 Vial 2 0.10 calibrator Lot FN05311902 0.99996  
 Vial 3 0.20 calibrator Lot FN05101903  
 Vial 4 0.40 calibrator Lot FN10051906

**CALIBRATION VERIFICATION AND RESOLUTION TEST**

Vial	Sample	Expected result	Measured result	Manufacturer/lot
5	Blank	Not detected	Not detected	SPD lab 032922AQ
6	Volatiles mix	6 compounds	6 compounds	SPD lab 050721MIX
7	Aqueous control	0.400 g/dL	0.399 g/dL	Lipomed 11092018-A
8	Aqueous control	0.040 g/dL	0.041 g/dL	Lipomed 14082019-B
9	Blood control	0.199 g/dL	0.203 g/dL	ACQ 4110320133/8
20	Aqueous control	0.080 g/dL	0.081 g/dL	Lipomed 20012020-B
31	Blood control	0.199 g/dL	0.205 g/dL	ACQ 4110320133/8
42	Aqueous control	0.080 g/dL	0.080 g/dL	Lipomed 20012020-B
53	Aqueous control	0.080 g/dL	0.082 g/dL	Lipomed 20012020-B
64	Aqueous control	0.400 g/dL	0.411 g/dL	Lipomed 11092018-A
65	Aqueous control	0.040 g/dL	0.042 g/dL	Lipomed 14082019-B
66	Blood control	0.199 g/dL	0.204 g/dL	ACQ 4110320133/8
67	Blank	Not detected	Not detected	SPD lab 101921WB

**SUBJECT SAMPLES**

Subjects in the sequence 21 Subjects requiring reanalysis 0

**ADDITIONAL NOTES:** All testing proceeded as expected. The run also included four proficiency samples.  
 \_\_\_\_\_  
 \_\_\_\_\_

Run valid  Run invalid  [Signature] Analyst  
 Run valid  Run invalid  [Signature] Technical Reviewer

# Scottsdale Police Department Crime Laboratory Sequence Quality Assurance Summary

73

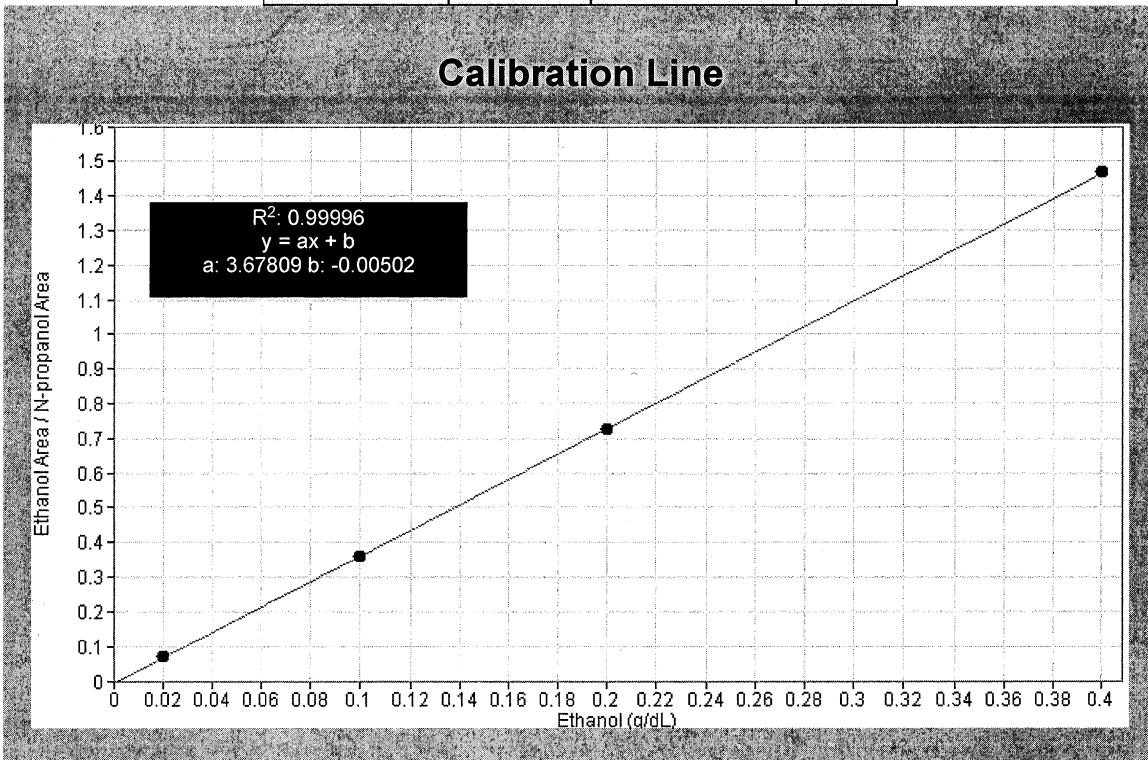
SEQUENCE NAME: 24May22

ANALYST: Brooke

Sample Name	Vial	Measured Value (g/dL)	Expected Value (g/dL)	Percent Difference	Absolute Difference (g/dL)
blank 032922AQ	5	negative	negative	-	-
0.400 11092018-A	7	0.399	0.400	0.25	-0.001
0.040 14082019-B	8	0.041	0.040	2.50	0.001
0.199 4110320133/8	9	0.203	0.199	2.01	0.004
0.080 20012020-B	20	0.081	0.080	1.25	0.001
0.199 4110320133/8	31	0.205	0.199	3.02	0.006
0.080 20012020-B	42	0.080	0.080	0.00	0.000
0.080 20012020-B	53	0.082	0.080	2.50	0.002
0.400 11092018-A	64	0.411	0.400	2.75	0.011
0.040 14082019-B	65	0.042	0.040	5.00	0.002
0.199 4110320133/8	66	0.204	0.199	2.51	0.005
blank 101921WB	67	negative	negative	-	-

Calibrator	Ethanol Area	N-propanol Area	Ratio
0.020	11.760	163.386	0.072
0.100	59.370	164.125	0.362
0.200	119.496	164.677	0.726
0.400	242.013	164.771	1.469

### Calibration Line



# Scottsdale Police Department Crime Lab Volatiles Analysis

<b>Sample:</b> FN06141806	<b>Vial:</b> 1
<b>Description:</b> 0.020 calibrator	<b>Sequence:</b> 24May22
<b>Method:</b> ethanol quant.M	<b>Injection date:</b> 5/24/2022 12:00:51 PM
<b>Instrument:</b> US14173023 CN14160045	<b>Analyst:</b> Brooke <i>VB</i>
<b>Data file:</b> C:\Chem3211\Data\24May22\1.D	

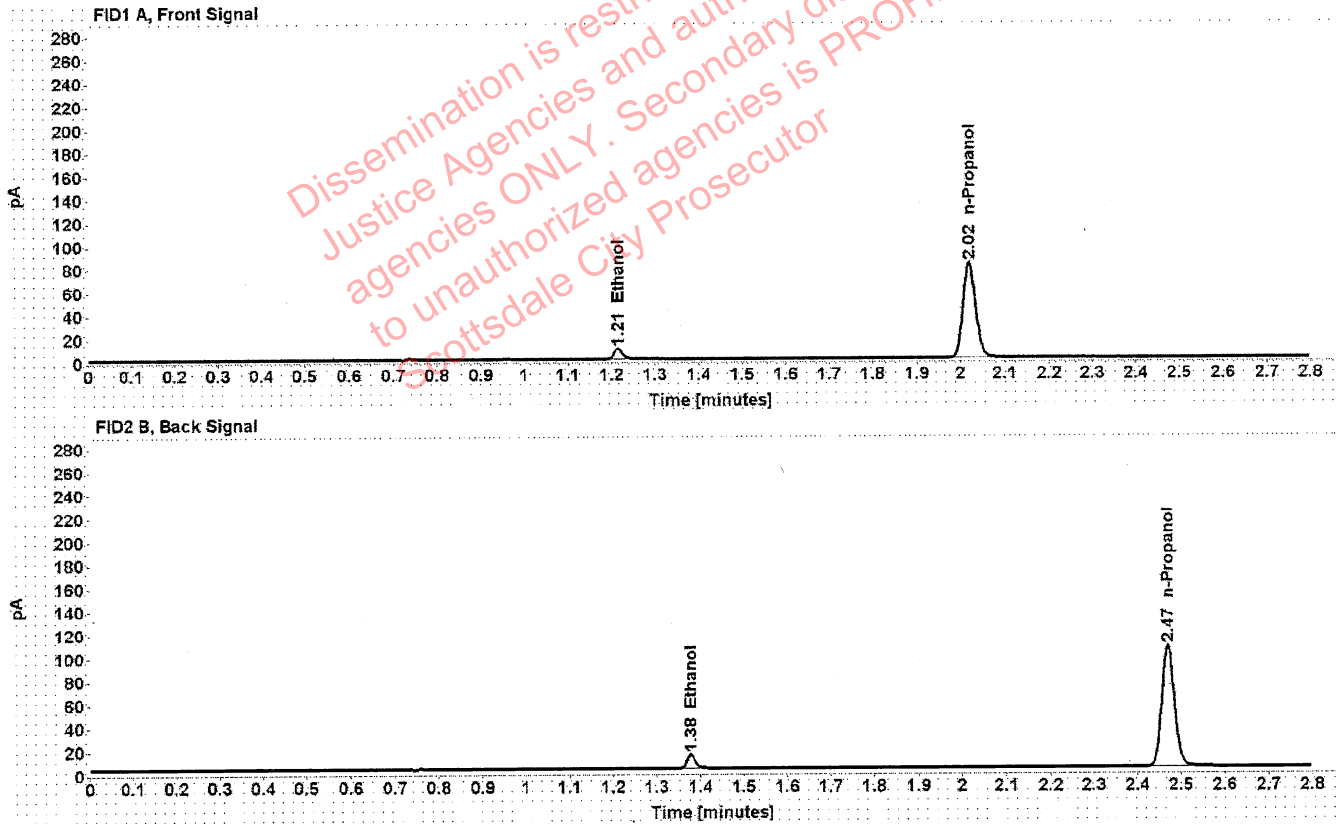


Table 1: FID 1 A (column DB-ALC1)

Compound	Time (min)	Peak Area
Ethanol	1.215	11.760
n-Propanol	2.019	163.386

Table 2: FID 2 B (column DB-ALC2)

Compound	Time (min)	Peak Area
Ethanol	1.378	14.933
n-Propanol	2.470	208.110

# Scottsdale Police Department Crime Lab Volatiles Analysis

<b>Sample:</b>	FN05311902	<b>Vial:</b>	2
<b>Description:</b>	0.100 calibrator	<b>Sequence:</b>	24May22
<b>Method:</b>	ethanol quant.M	<b>Injection date:</b>	5/24/2022 12:04:52 PM
<b>Instrument:</b>	US14173023 CN14160045	<b>Analyst:</b>	Brooke <i>RB</i>
<b>Data file:</b>	C:\Chem32\1\Data\24May22\2.D		

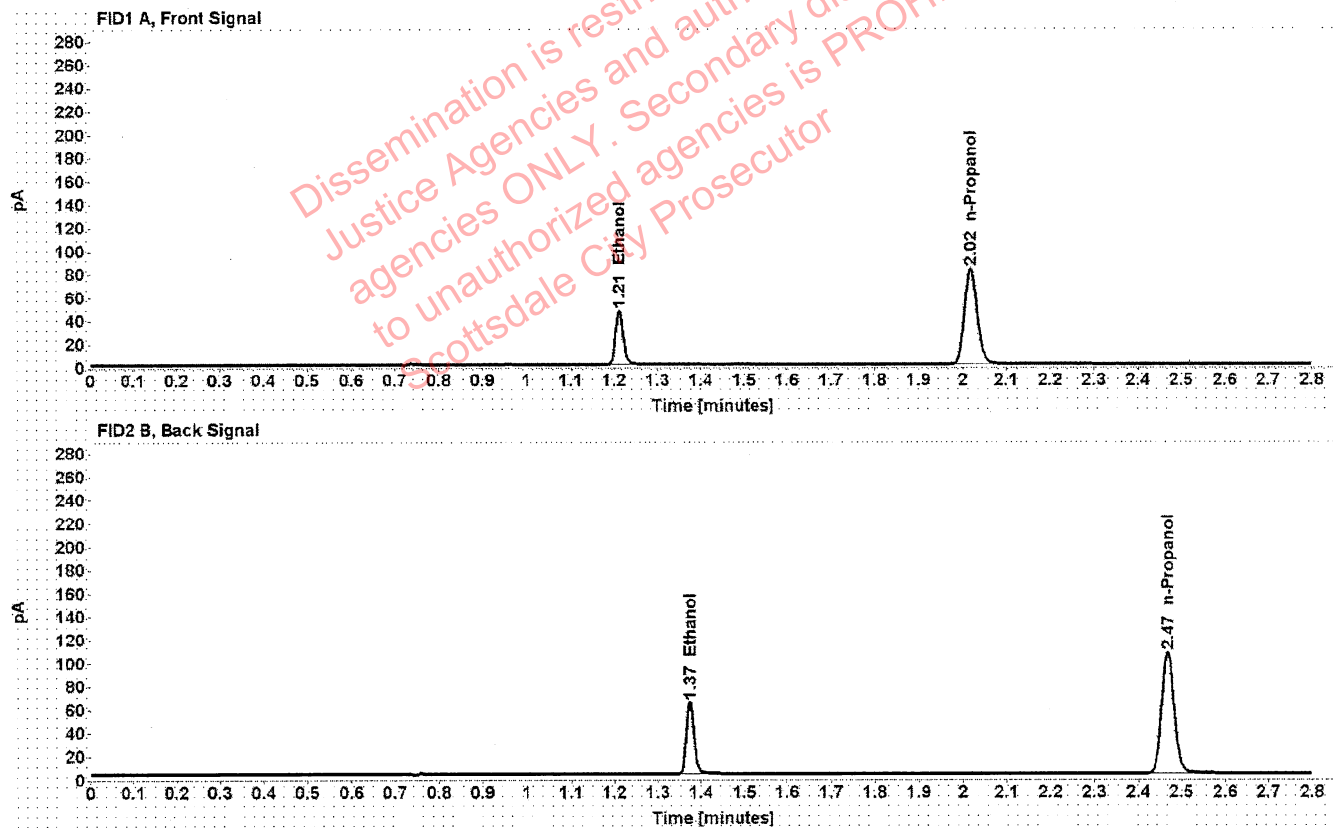


Table 1: FID 1 A (column DB-ALC1)

Compound	Time (min)	Peak Area
Ethanol	1.211	59.370
n-Propanol	2.018	164.125

Table 2: FID 2 B (column DB-ALC2)

Compound	Time (min)	Peak Area
Ethanol	1.374	75.709
n-Propanol	2.468	208.973

# Scottsdale Police Department Crime Lab Volatiles Analysis

<b>Sample:</b>	FN05101903	<b>Vial:</b>	3
<b>Description:</b>	0.200 calibrator	<b>Sequence:</b>	24May22
<b>Method:</b>	ethanol quant.M	<b>Injection date:</b>	5/24/2022 12:08:51 PM
<b>Instrument:</b>	US14173023 CN14160045	<b>Analyst:</b>	Brooke <i>VB</i>
<b>Data file:</b>	C:\Chem32\1\Data\24May22\3.D		

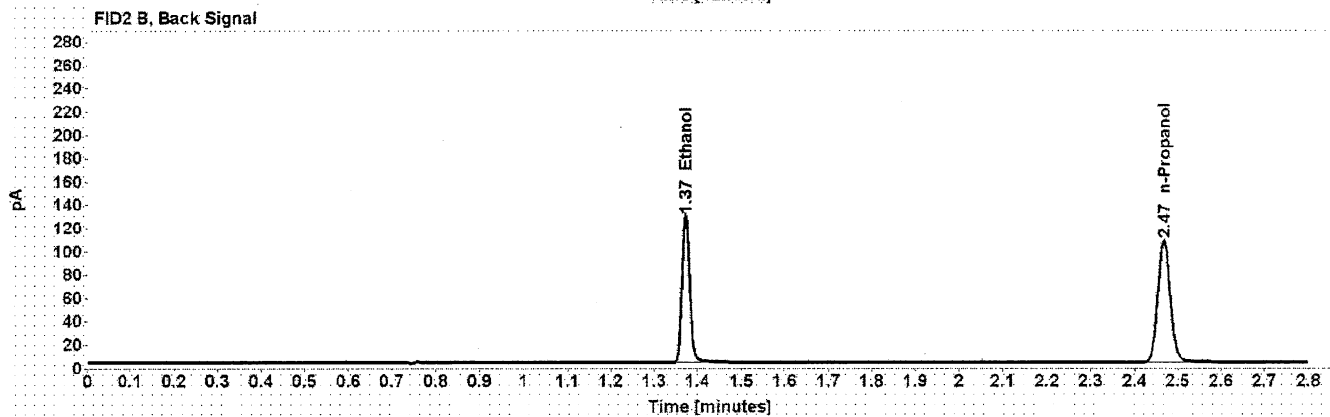
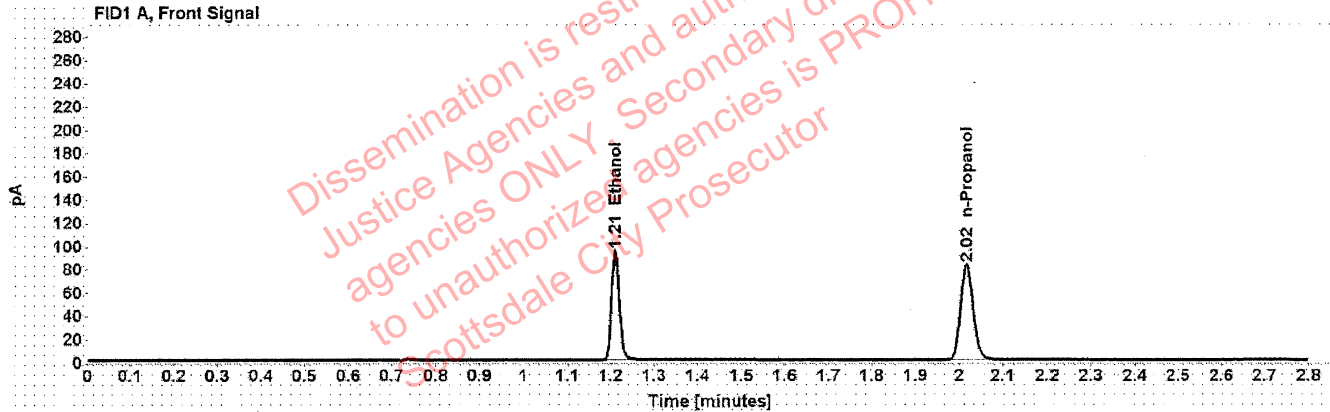


Table 1: FID 1 A (column DB-ALC1)

Compound	Time (min)	Peak Area
Ethanol	1.210	119.496
n-Propanol	2.018	164.677

Table 2: FID 2 B (column DB-ALC2)

Compound	Time (min)	Peak Area
Ethanol	1.373	152.699
n-Propanol	2.468	209.700

# Scottsdale Police Department Crime Lab Volatiles Analysis

<b>Sample:</b> FN10051906	<b>Vial:</b> 4
<b>Description:</b> 0.400 calibrator	<b>Sequence:</b> 24May22
<b>Method:</b> ethanol quant.M	<b>Injection date:</b> 5/24/2022 12:12:50 PM
<b>Instrument:</b> US14173023 CN14160045	<b>Analyst:</b> Brooke <i>YB</i>
<b>Data file:</b> C:\Chem32\1\Data\24May22\4.D	

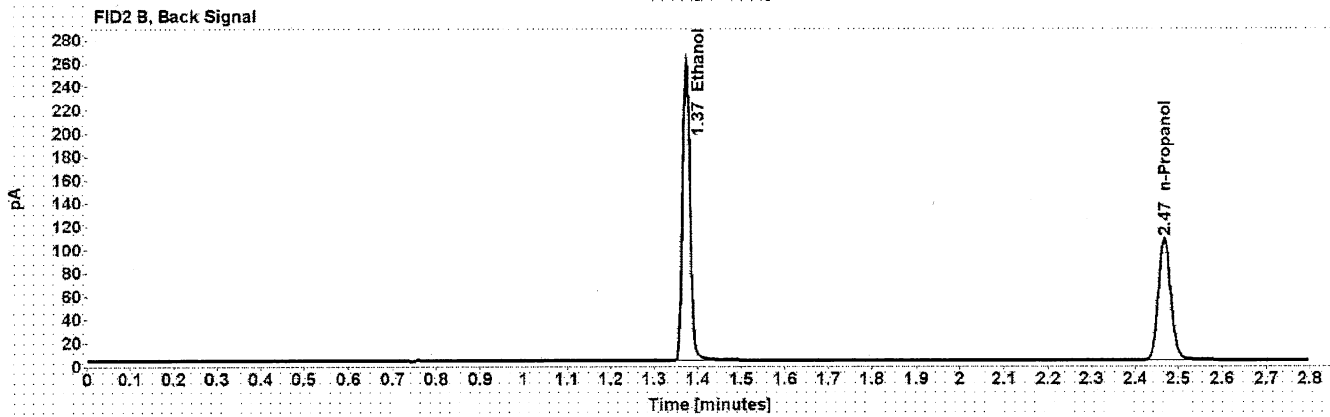
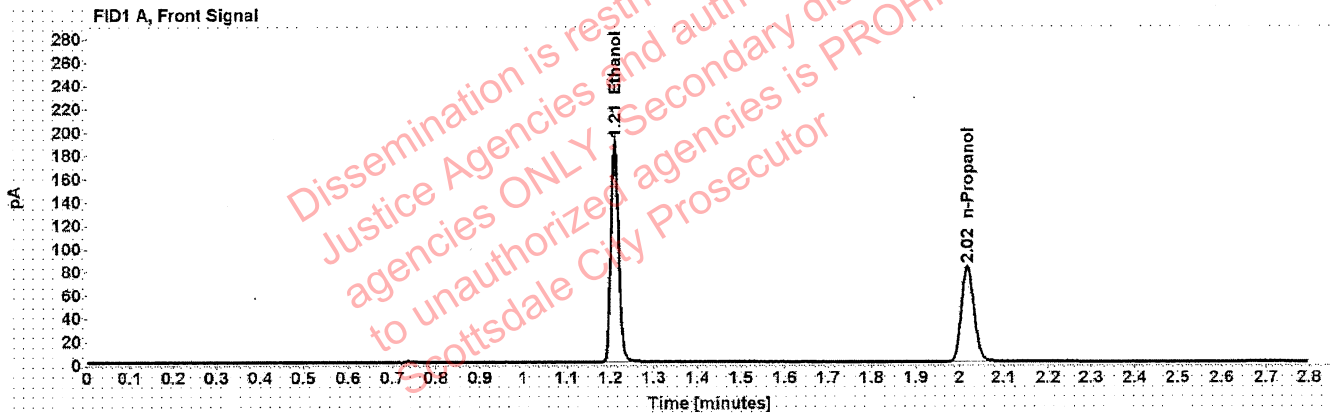


Table 1: FID 1 A (column DB-ALC1)

Compound	Time (min)	Peak Area
Ethanol	1.210	242.013
n-Propanol	2.018	164.771

Table 2: FID 2 B (column DB-ALC2)

Compound	Time (min)	Peak Area
Ethanol	1.374	309.557
n-Propanol	2.468	209.658

# Scottsdale Police Department Crime Lab Volatiles Analysis

<b>Sample:</b>	032922AQ	<b>Vial:</b>	5
<b>Description:</b>	Negative	<b>LIMS ID:</b>	
<b>Method:</b>	ethanol quant.M	<b>Sequence:</b>	24May22
<b>Instrument:</b>	US14173023 CN14160045	<b>Injection date:</b>	5/24/2022 12:16:50 PM
<b>Data file:</b>	C:\Chem32\1\Data\24May22\5.D	<b>Analyst:</b>	Brooke <i>RS</i>

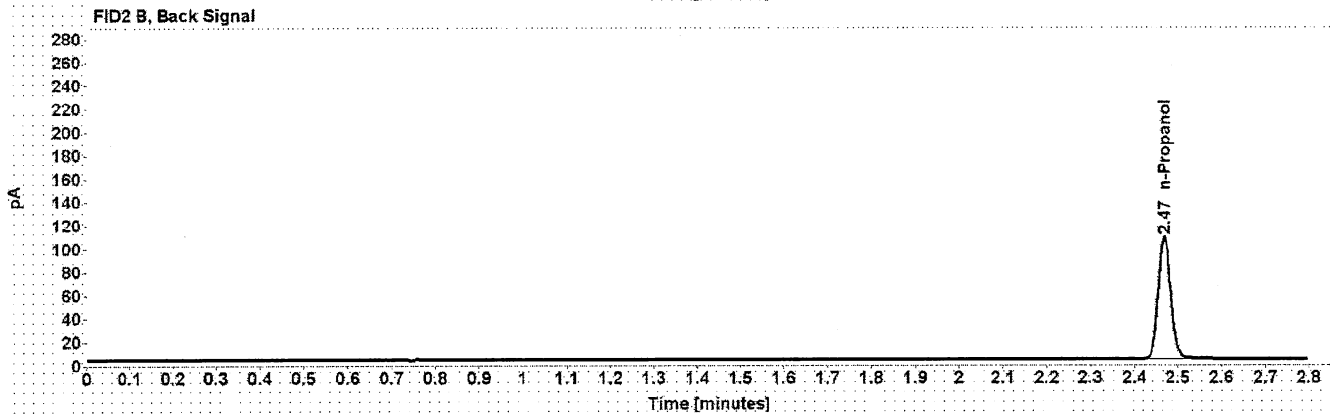
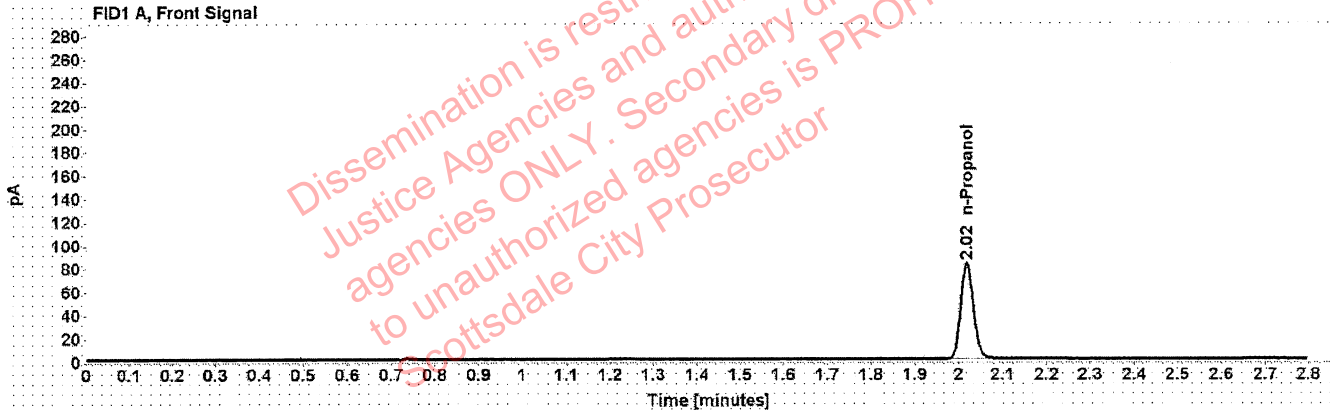


Table 1: FID 1 A (column DB-ALC1)

Compound	Amount (g/100mL)	Time (min)	Peak Area
n-Propanol	-----	2.018	165.234

Table 2: FID 2 B (column DB-ALC2)

Compound	Time (min)	Peak Area
n-Propanol	2.469	210.412

# Scottsdale Police Department Crime Lab Volatiles Analysis

<b>Sample:</b>	050721MIX	<b>Vial:</b>	6
<b>Description:</b>	Volatiles mix	<b>LIMS ID:</b>	
<b>Method:</b>	ethanol quant.M	<b>Sequence:</b>	24May22
<b>Instrument:</b>	US14173023 CN14160045	<b>Injection date:</b>	5/24/2022 12:20:50 PM
<b>Data file:</b>	C:\Chem32\1\Data\24May22\6.D	<b>Analyst:</b>	Brooke <sup>13</sup>

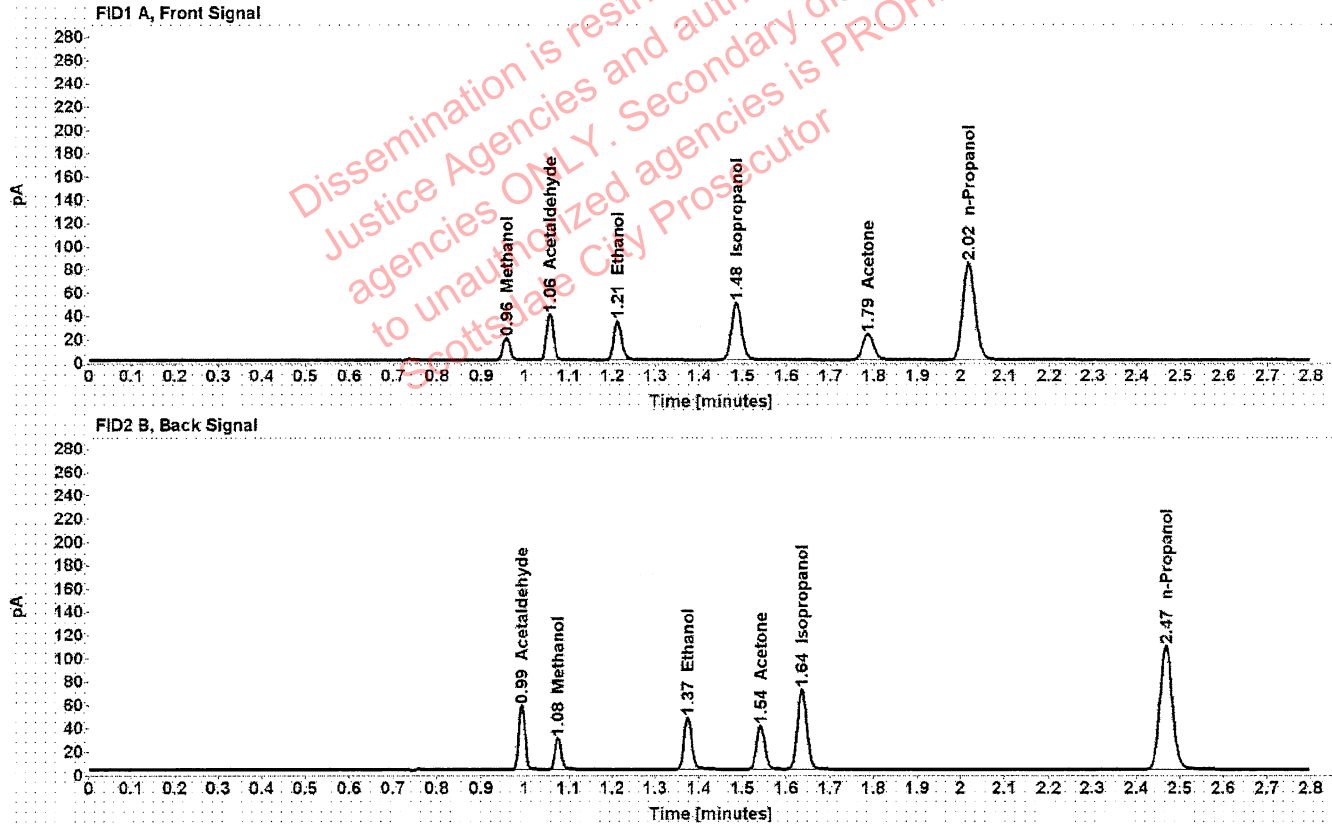


Table 1: FID 1 A (column DB-ALC1)

Compound	Amount (g/100mL)	Time (min)	Peak Area
Methanol	-----	0.958	21.595
Acetaldehyde	-----	1.056	43.712
>Ethanol	0.0715	1.212	43.149
Isopropanol	-----	1.485	79.401
Acetone	-----	1.786	38.700
n-Propanol	-----	2.018	167.248

Table 2: FID 2 B (column DB-ALC2)

Compound	Time (min)	Peak Area
Acetaldehyde	0.992	56.776
Methanol	1.075	28.174
Ethanol	1.374	55.094
Acetone	1.541	49.212
Isopropanol	1.636	102.900
n-Propanol	2.468	212.835



# Scottsdale Police Department Crime Lab Volatiles Analysis

Sample: 11092018-A	Vial: 7
Description: 0.400	LIMS ID:
Method: ethanol quant.M	Sequence: 24May22
Instrument: US14173023 CN14160045	Injection date: 5/24/2022 12:25:05 PM
Data file: C:\Chem32\1\Data\24May22\7.D	Analyst: Brooke RB

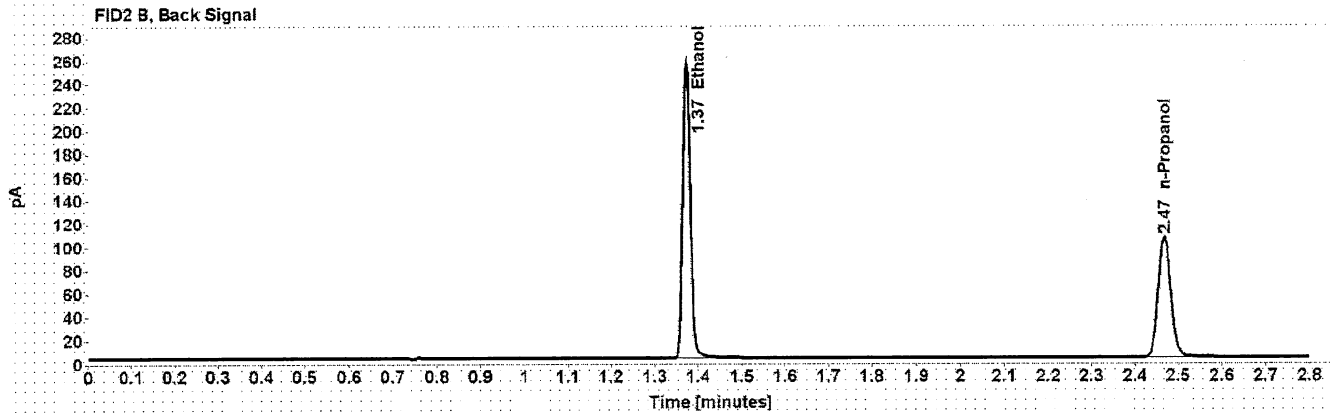
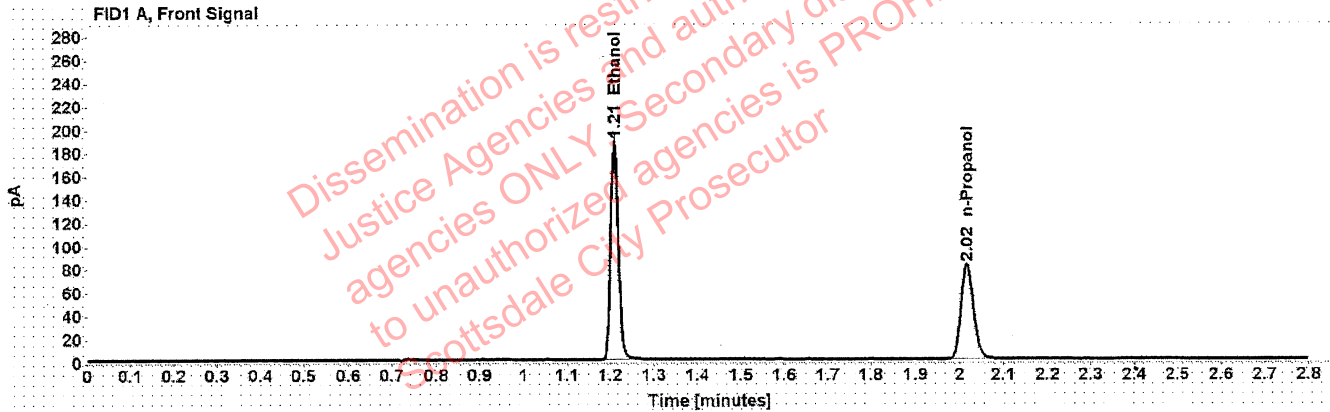


Table 1: FID 1 A (column DB-ALC1)

Compound	Amount (g/100mL)	Time (min)	Peak Area
>Ethanol	0.3997	1.210	239.254
n-Propanol	-----	2.018	163.309

Table 2: FID 2 B (column DB-ALC2)

Compound	Time (min)	Peak Area
Ethanol	1.373	306.116
n-Propanol	2.468	207.891

# Scottsdale Police Department Crime Lab Volatiles Analysis

<b>Sample:</b> 14082019-B	<b>Vial:</b> 8
<b>Description:</b> 0.040	<b>LIMS ID:</b>
<b>Method:</b> ethanol quant.M	<b>Sequence:</b> 24May22
<b>Instrument:</b> US14173023 CN14160045	<b>Injection date:</b> 5/24/2022 12:29:06 PM
<b>Data file:</b> C:\Chem32\1\Data\24May22\8.D	<b>Analyst:</b> Brooke <sup>VPB</sup>

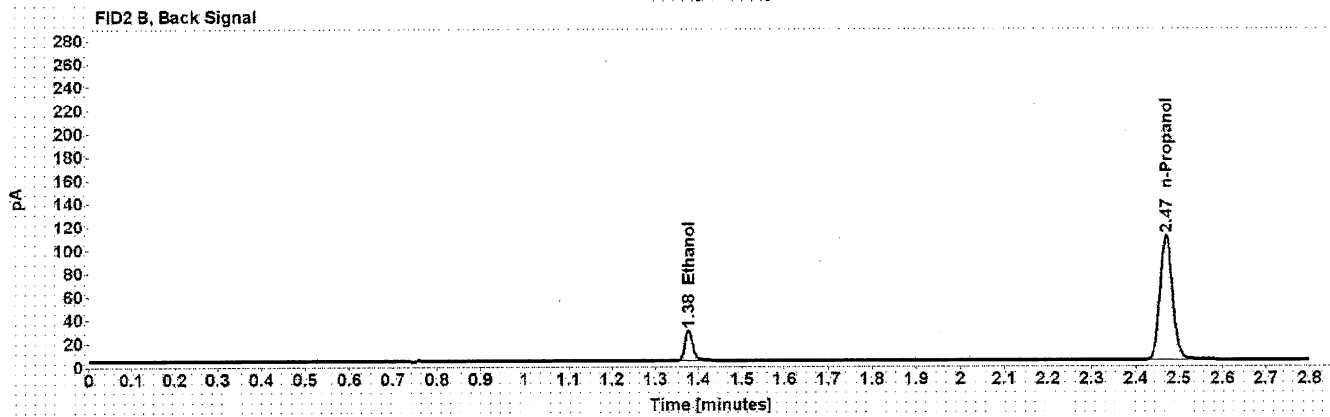
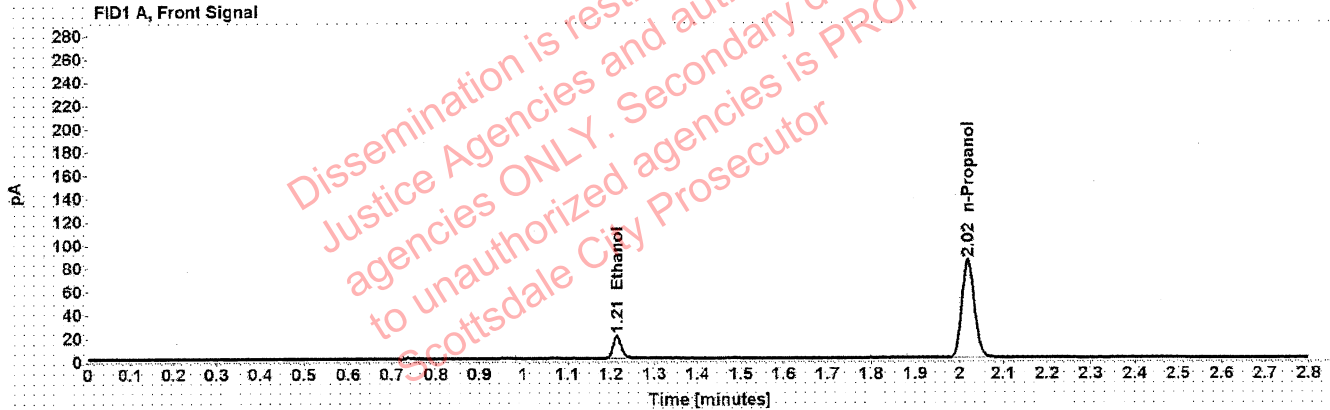


Table 1: FID 1 A (column DB-ALC1)

Compound	Amount (g/100mL)	Time (min)	Peak Area
>Ethanol	0.0418	1.214	25.068
n-Propanol	-----	2.019	168.413

Table 2: FID 2 B (column DB-ALC2)

Compound	Time (min)	Peak Area
Ethanol	1.377	31.935
n-Propanol	2.470	214.450

# Scottsdale Police Department Crime Lab Volatiles Analysis

Sample:	4110320133/8	Vial:	9
Description:	0.199	LIMS ID:	
Method:	ethanol quant.M	Sequence:	24May22
Instrument:	US14173023 CN14160045	Injection date:	5/24/2022 12:33:05 PM
Data file:	C:\Chem32\1\Data\24May22\9.D	Analyst:	Brooke <i>YB</i>

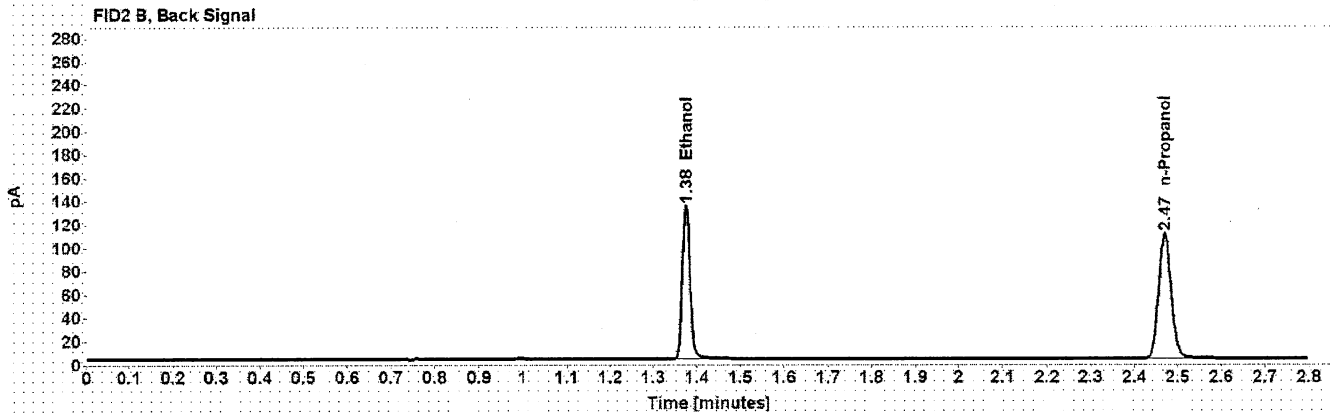
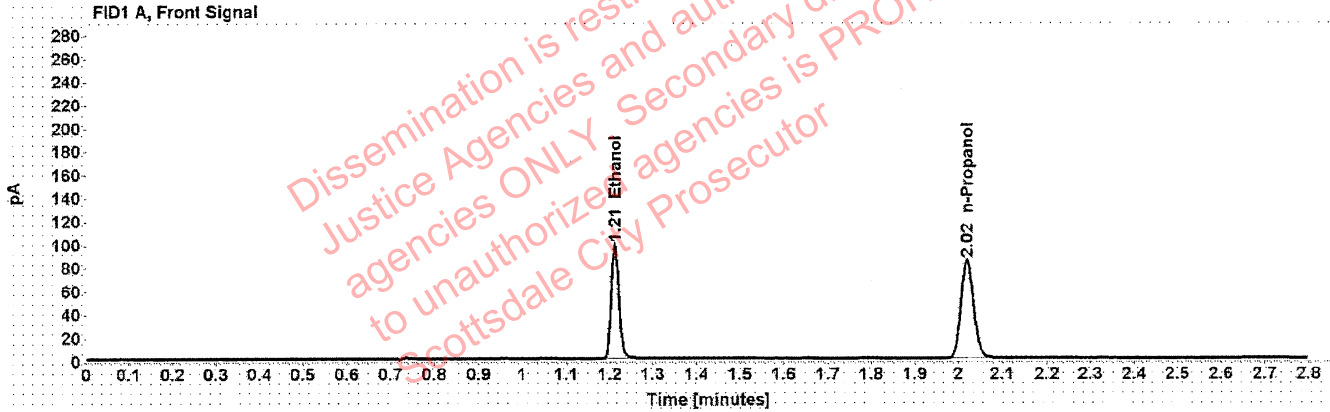


Table 1: FID 1 A (column DB-ALC1)

Compound	Amount (g/100mL)	Time (min)	Peak Area
>Ethanol	0.2035	1.212	125.460
n-Propanol	-----	2.019	168.715

Table 2: FID 2 B (column DB-ALC2)

Compound	Time (min)	Peak Area
Ethanol	1.376	160.464
n-Propanol	2.470	215.159

# Scottsdale Police Department Crime Lab Volatiles Analysis

Sample: 20012020-B	Vial: 20
Description: 0.080	LIMS ID:
Method: ethanol quant.M	Sequence: 24May22
Instrument: US14173023 CN14160045	Injection date: 5/24/2022 1:17:35 PM
Data file: C:\Chem32\1\Data\24May22\20.D	Analyst: Brooke <i>RB</i>

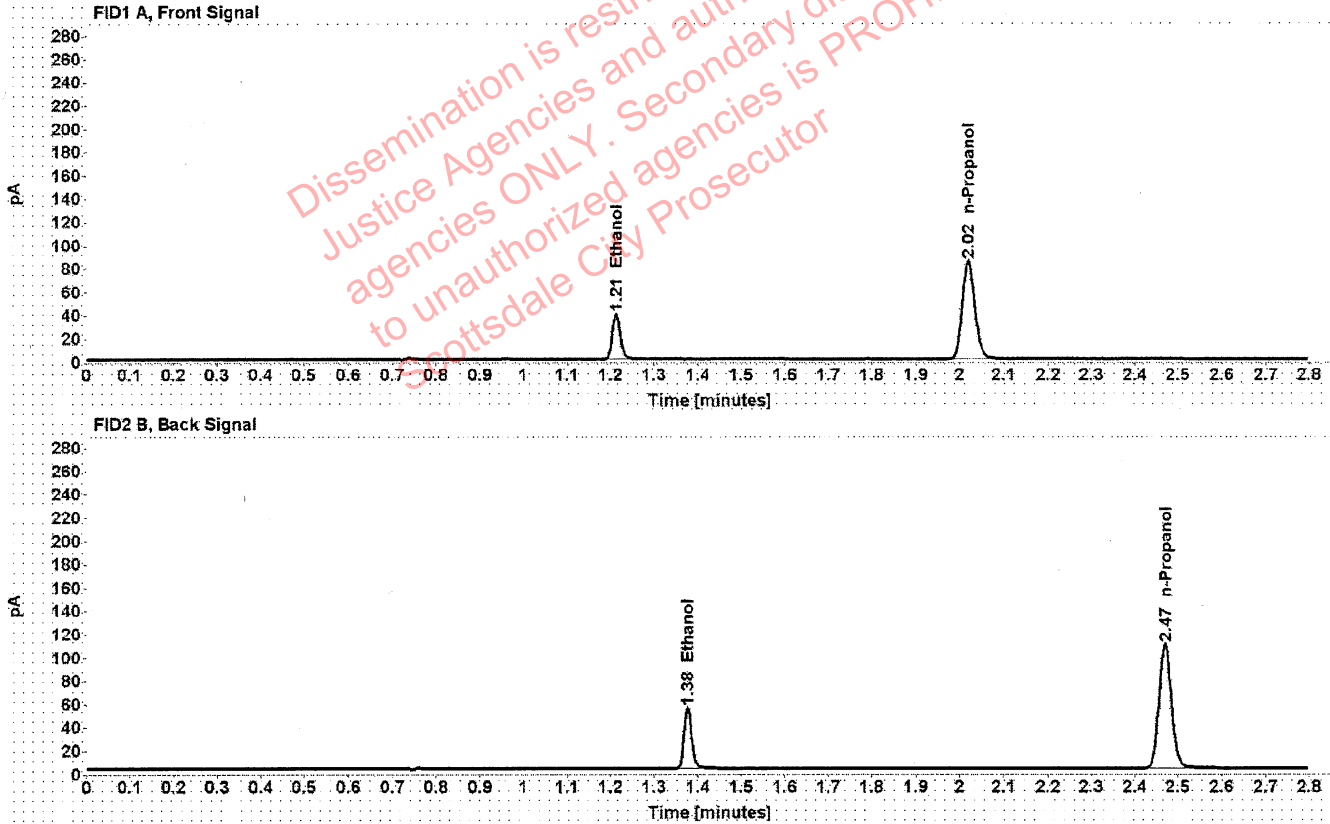


Table 1: FID 1 A (column DB-ALC1)

Compound	Amount (g/100mL)	Time (min)	Peak Area
>Ethanol	0.0819	1.213	50.015
n-Propanol	-----	2.019	168.842

Table 2: FID 2 B (column DB-ALC2)

Compound	Time (min)	Peak Area
Ethanol	1.377	63.853
n-Propanol	2.470	215.150

# Scottsdale Police Department Crime Lab Volatiles Analysis

Sample:	4110320133/8	Vial:	31
Description:	0.199	LIMS ID:	
Method:	ethanol quant.M	Sequence:	24May22
Instrument:	US14173023 CN14160045	Injection date:	5/24/2022 2:02:07 PM
Data file:	C:\Chem32\1\Data\24May22\31.D	Analyst:	Brooke <del>103</del>

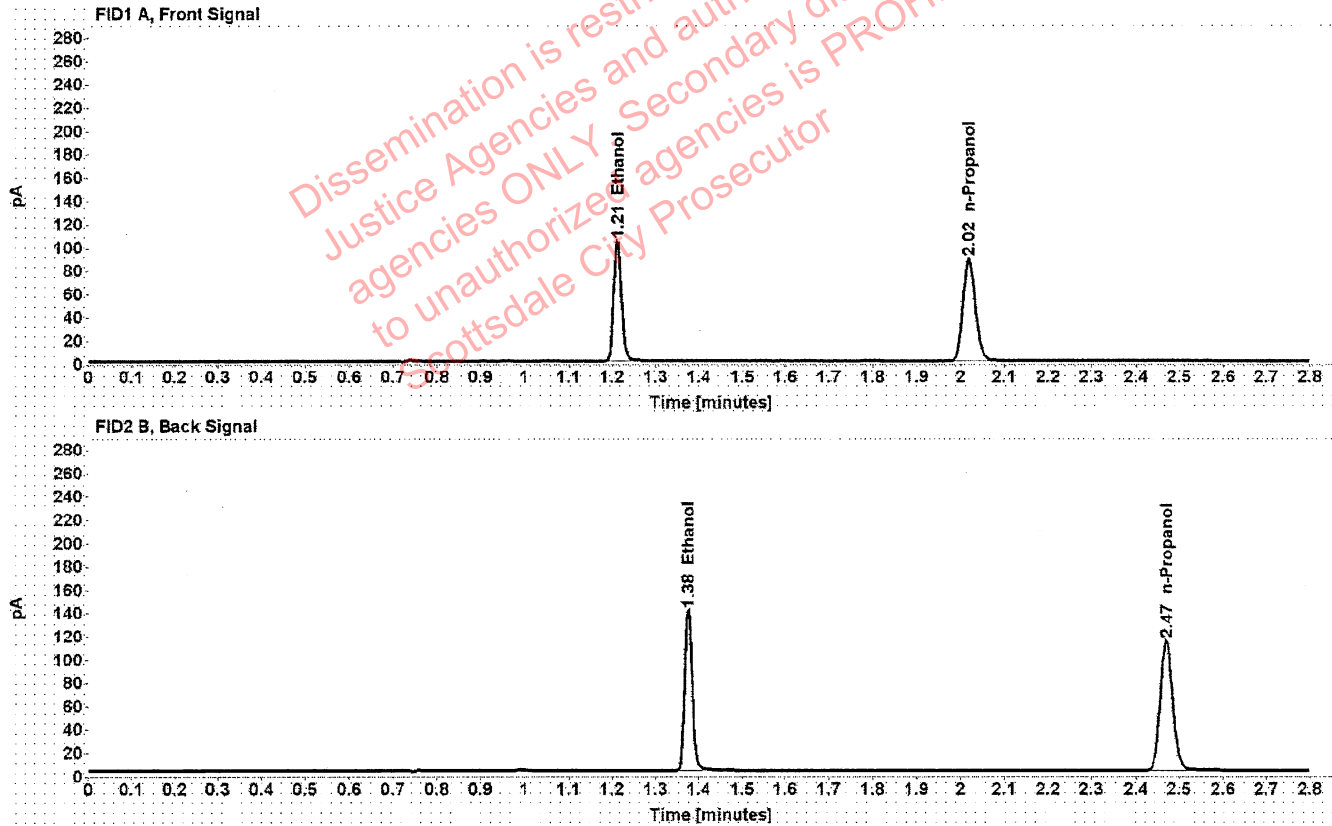


Table 1: FID 1 A (column DB-ALC1)

Compound	Amount (g/100mL)	Time (min)	Peak Area
>Ethanol	0.2056	1.212	132.143
n-Propanol	-----	2.019	175.931

Table 2: FID 2 B (column DB-ALC2)

Compound	Time (min)	Peak Area
Ethanol	1.376	168.837
n-Propanol	2.471	224.058

# Scottsdale Police Department Crime Lab Volatiles Analysis

Sample:	20012020-B	Vial:	42
Description:	0.080	LIMS ID:	
Method:	ethanol quant.M	Sequence:	24May22
Instrument:	US14173023 CN14160045	Injection date:	5/24/2022 2:46:22 PM
Data file:	C:\Chem32\1\Data\24May22\42.D	Analyst:	Brooke <span style="float: right;">10</span>

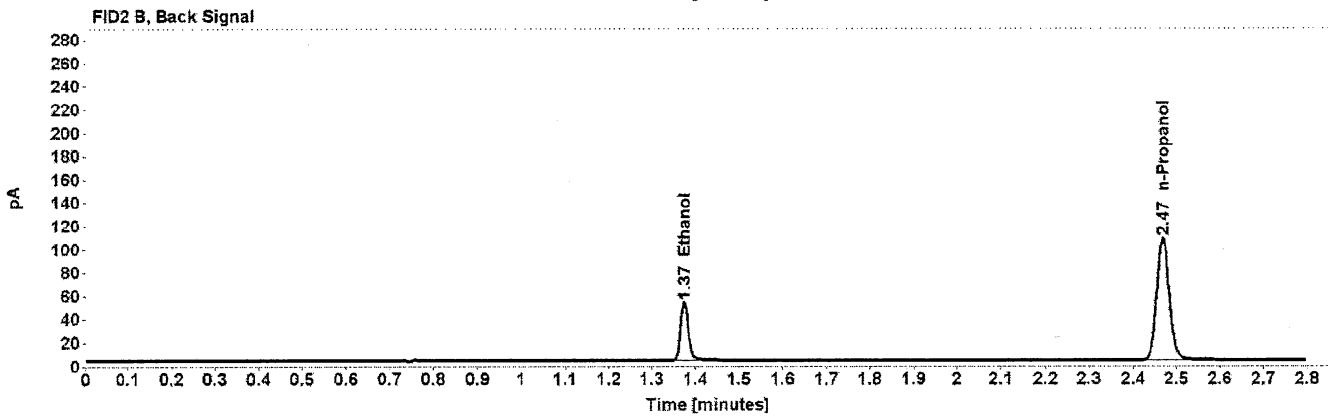
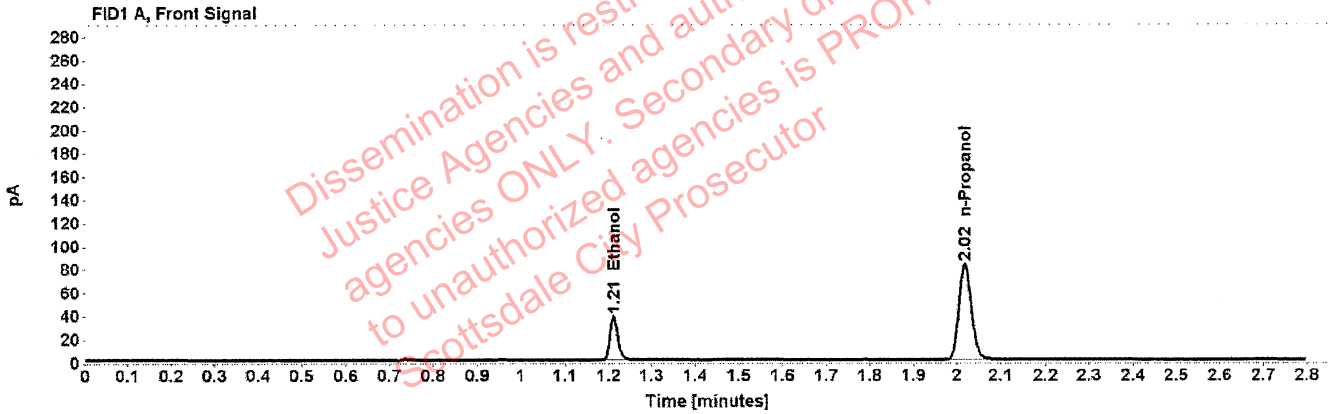


Table 1: FID 1 A (column DB-ALC1)

Compound	Amount (g/100mL)	Time (min)	Peak Area
>Ethanol	0.0805	1.212	48.150
n-Propanol	-----	2.018	165.354

Table 2: FID 2 B (column DB-ALC2)

Compound	Time (min)	Peak Area
Ethanol	1.374	61.582
n-Propanol	2.469	210.662

# Scottsdale Police Department Crime Lab Volatiles Analysis

<b>Sample:</b>	20012020-B	<b>Vial:</b>	53
<b>Description:</b>	0.080	<b>LIMS ID:</b>	
<b>Method:</b>	ethanol quant.M	<b>Sequence:</b>	24May22
<b>Instrument:</b>	US14173023 CN14160045	<b>Injection date:</b>	5/24/2022 3:30:52 PM
<b>Data file:</b>	C:\Chem32\1\Data\24May22\53.D	<b>Analyst:</b>	Brooke <i>BR</i>

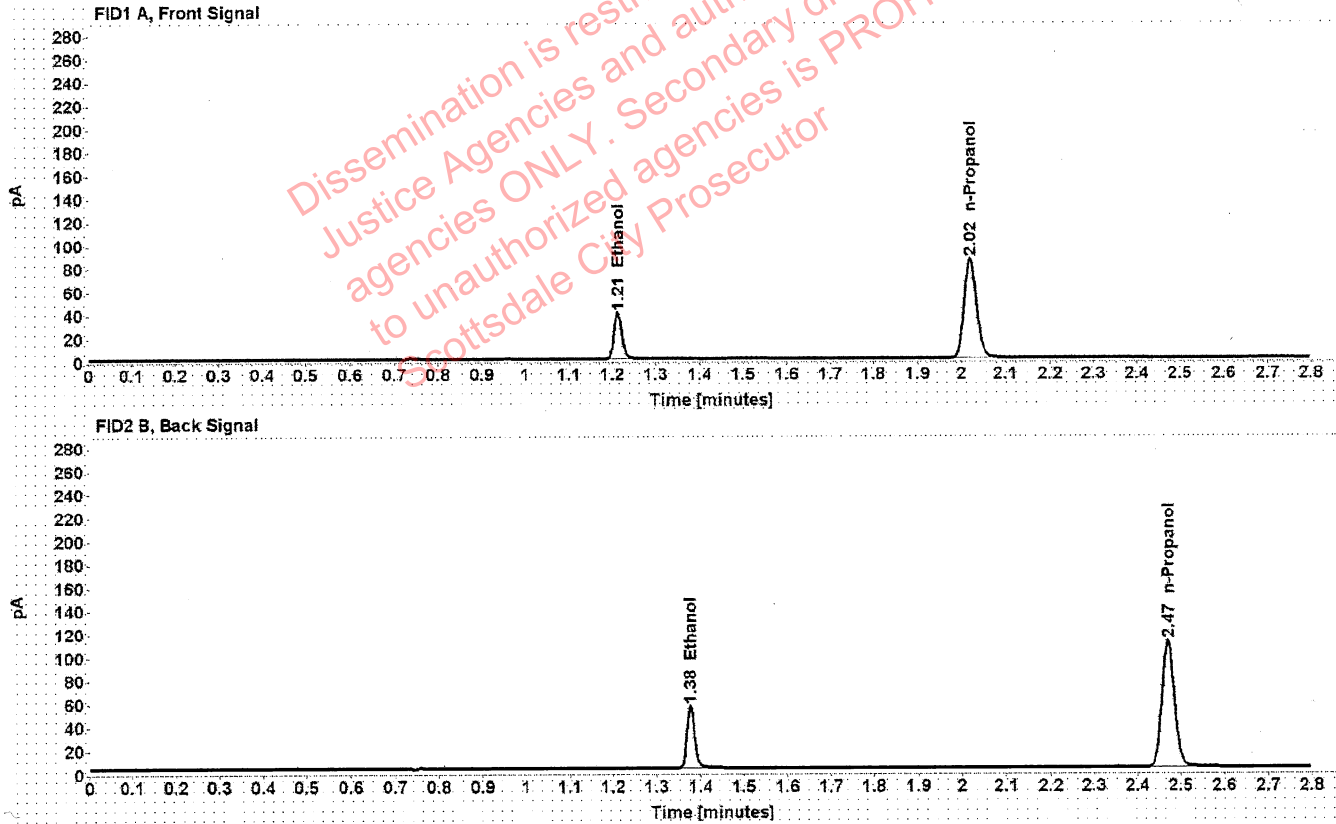


Table 1: FID 1 A (column DB-ALC1)

Compound	Amount (g/100mL)	Time (min)	Peak Area
>Ethanol	0.0823	1.213	50.899
n-Propanol	-----	2.019	170.931

Table 2: FID 2 B (column DB-ALC2)

Compound	Time (min)	Peak Area
Ethanol	1.377	64.966
n-Propanol	2.470	217.694

# Scottsdale Police Department Crime Lab Volatiles Analysis

<b>Sample:</b> 11092018-A	<b>Vial:</b> 64
<b>Description:</b> 0.400	<b>LIMS ID:</b>
<b>Method:</b> ethanol quant.M	<b>Sequence:</b> 24May22
<b>Instrument:</b> US14173023 CN14160045	<b>Injection date:</b> 5/24/2022 4:15:22 PM
<b>Data file:</b> C:\Chem32\1\Data\24May22\64.D	<b>Analyst:</b> Brooke <i>RB</i>

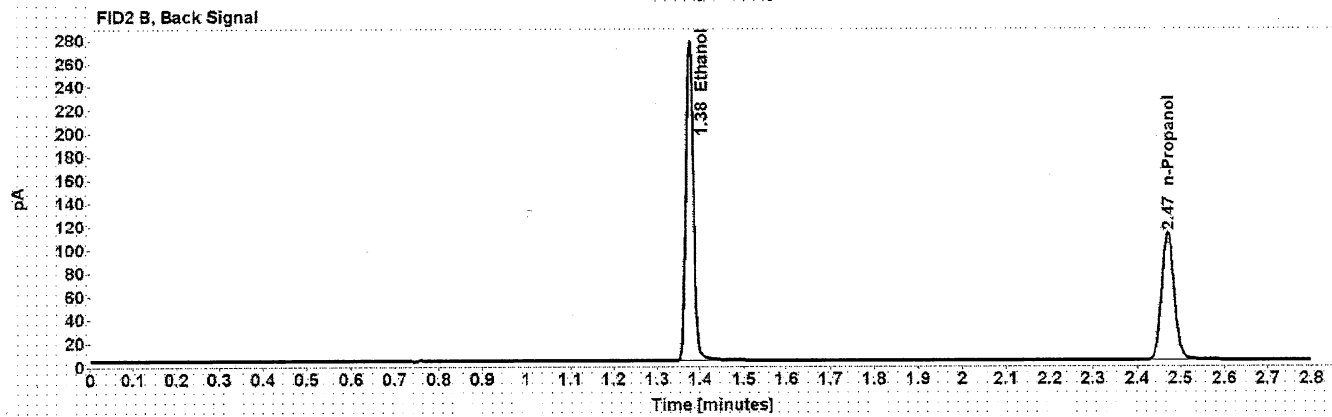
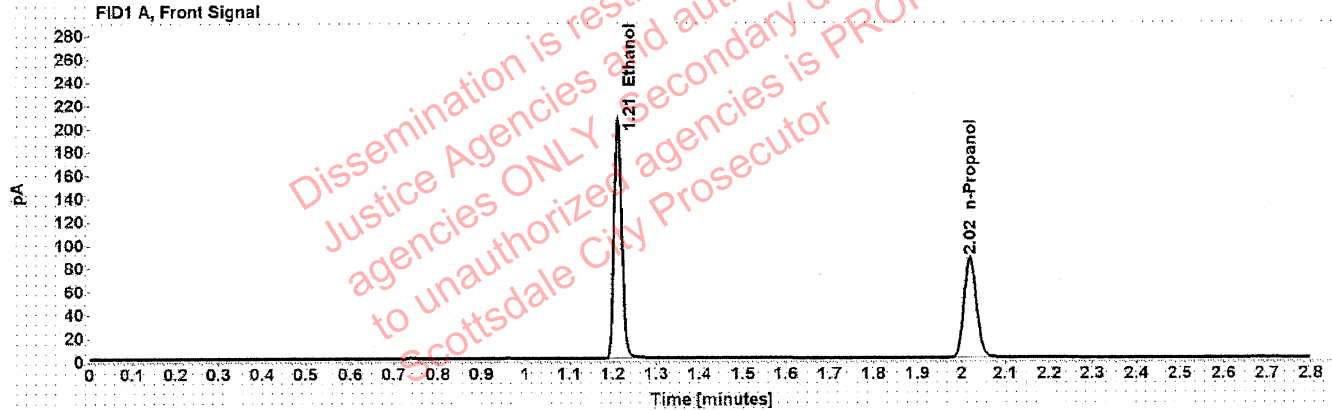


Table 1: FID 1 A (column DB-ALC1)

Compound	Amount (g/100mL)	Time (min)	Peak Area
>Ethanol	0.4119	1.211	260.309
n-Propanol	-----	2.019	172.395

Table 2: FID 2 B (column DB-ALC2)

Compound	Time (min)	Peak Area
Ethanol	1.376	333.530
n-Propanol	2.471	219.608



# Scottsdale Police Department Crime Lab Volatiles Analysis

Sample:	14082019-B	Vial:	65
Description:	0.040	LIMS ID:	
Method:	ethanol quant.M	Sequence:	24May22
Instrument:	US14173023 CN14160045	Injection date:	5/24/2022 4:19:23 PM
Data file:	C:\Chem32\1\Data\24May22\65.D	Analyst:	Brooke <i>793</i>

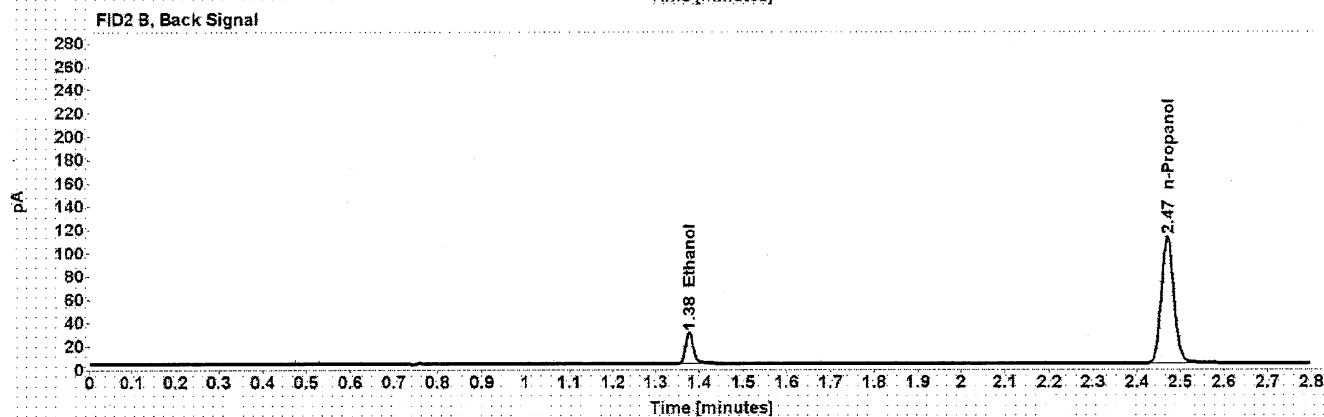
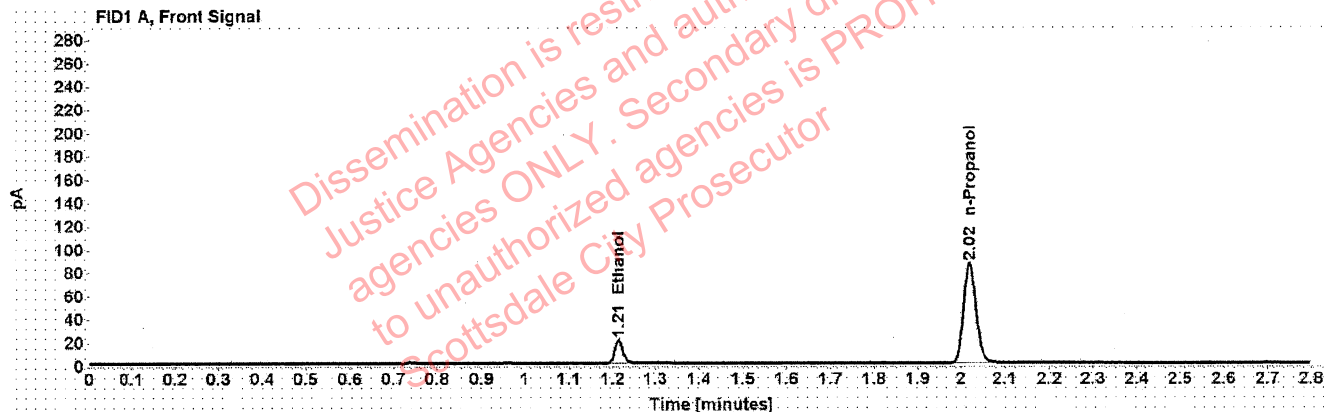


Table 1: FID 1 A (column DB-ALC1)

Compound	Amount (g/100mL)	Time (min)	Peak Area
>Ethanol	0.0421	1.214	25.712
n-Propanol	-----	2.020	171.702

Table 2: FID 2 B (column DB-ALC2)

Compound	Time (min)	Peak Area
Ethanol	1.377	32.771
n-Propanol	2.471	218.802

# Scottsdale Police Department Crime Lab Volatiles Analysis

<b>Sample:</b> 4110320133/8	<b>Vial:</b> 66
<b>Description:</b> 0.199	<b>LIMS ID:</b>
<b>Method:</b> ethanol quant.M	<b>Sequence:</b> 24May22
<b>Instrument:</b> US14173023 CN14160045	<b>Injection date:</b> 5/24/2022 4:23:23 PM
<b>Data file:</b> C:\Chem32\1\Data\24May22\66.D	<b>Analyst:</b> Brooke <i>YB</i>

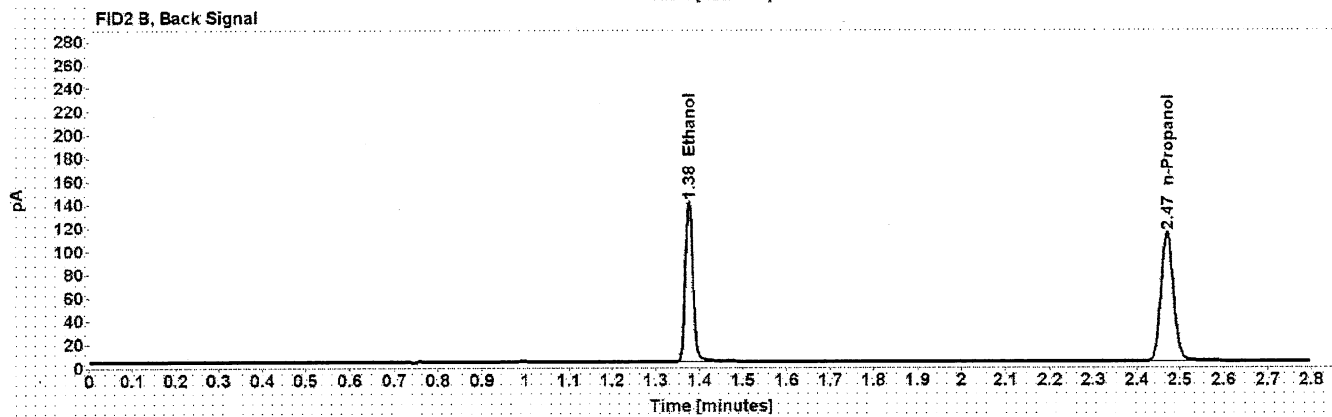
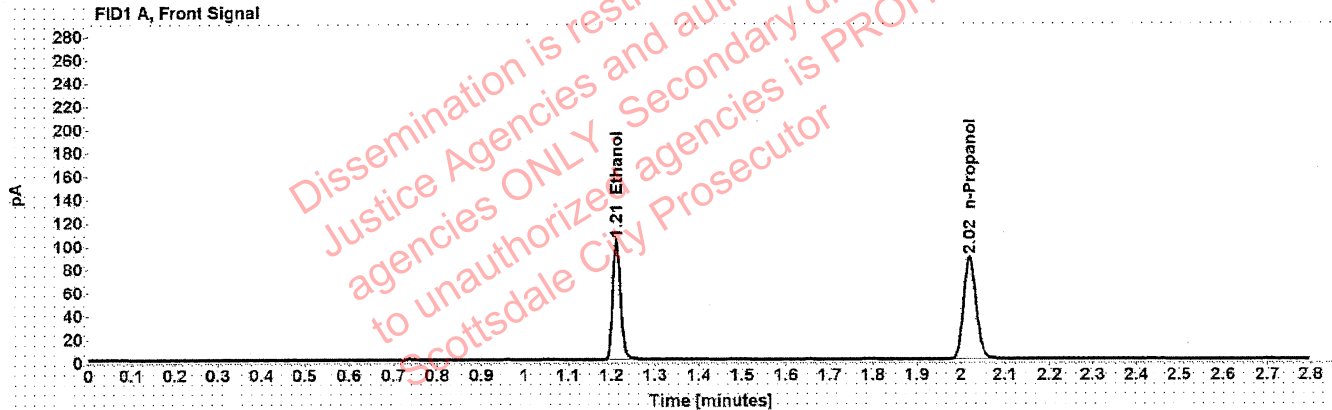


Table 1: FID 1 A (column DB-ALC1)

Compound	Amount (g/100mL)	Time (min)	Peak Area
>Ethanol	0.2048	1.212	131.108
n-Propanol	-----	2.020	175.179

Table 2: FID 2 B (column DB-ALC2)

Compound	Time (min)	Peak Area
Ethanol	1.376	168.052
n-Propanol	2.471	223.214

# Scottsdale Police Department Crime Lab Volatiles Analysis

<b>Sample:</b>	101921WB	<b>Vial:</b>	67
<b>Description:</b>	Negative	<b>LIMS ID:</b>	
<b>Method:</b>	ethanol quant.M	<b>Sequence:</b>	24May22
<b>Instrument:</b>	US14173023 CN14160045	<b>Injection date:</b>	5/24/2022 4:27:39 PM
<b>Data file:</b>	C:\Chem32\1\Data\24May22\67.D	<b>Analyst:</b>	Brooke <i>JB</i>

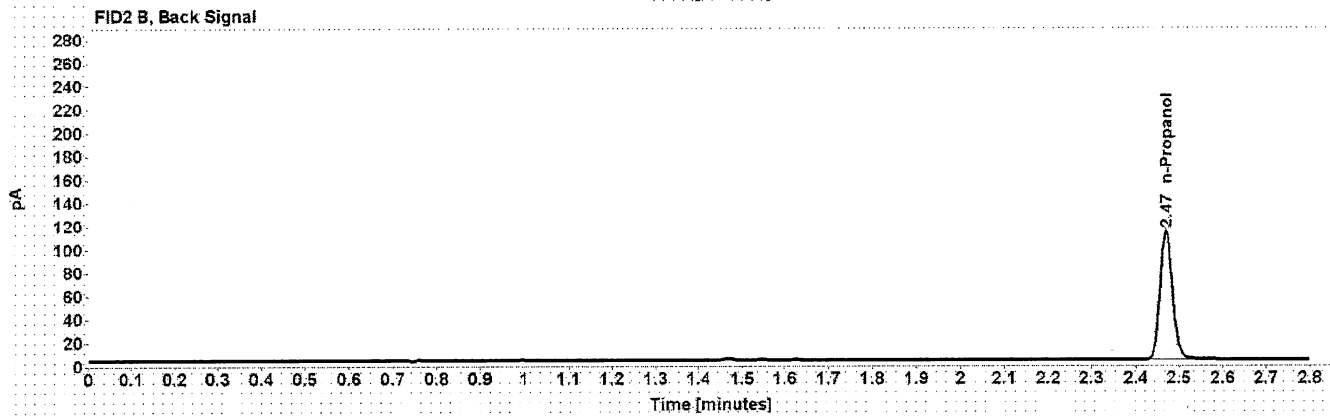
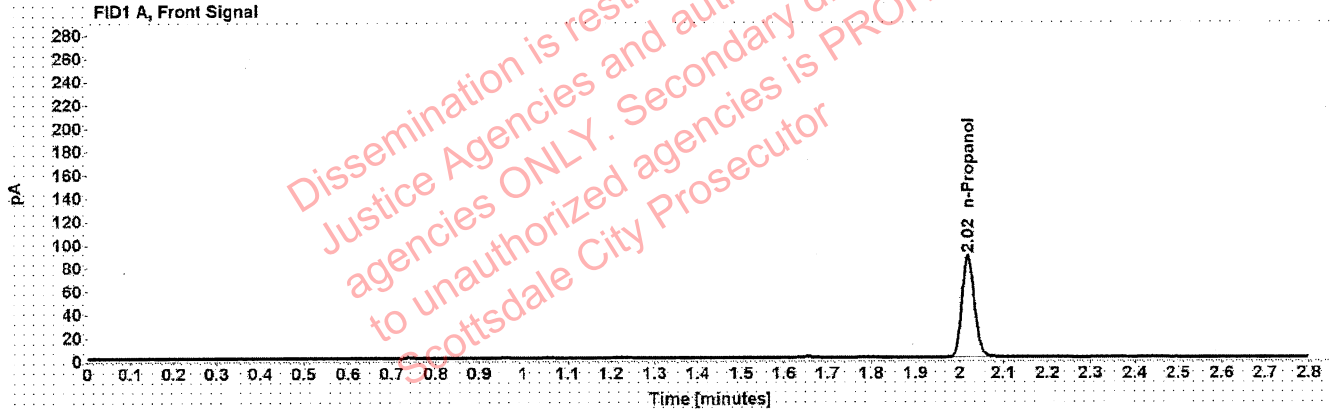


Table 1: FID 1 A (column DB-ALC1)

Compound	Amount (g/100mL)	Time (min)	Peak Area
n-Propanol	-----	2.019	174.704

Table 2: FID 2 B (column DB-ALC2)

Compound	Time (min)	Peak Area
n-Propanol	2.470	222.759

# Sequence Summary

AB

Sequence name: 24May22      Instrument: US14173023 CN14160045      Analyst: Brooke

Vial	Sample	Description	Type	LIMS ID	Method
1	FN06141806	0.020 calibrator	Calibration		ethanol quant.M
2	FN05311902	0.100 calibrator	Calibration		ethanol quant.M
3	FN05101903	0.200 calibrator	Calibration		ethanol quant.M
4	FN10051906	0.400 calibrator	Calibration		ethanol quant.M
5	032922AQ	Negative	Control		ethanol quant.M
6	050721MIX	Volatiles mix	Control		ethanol quant.M
7	11092018-A	0.400	Control		ethanol quant.M
8	14082019-B	0.040	Control		ethanol quant.M
9	4110320133/8	0.199	Control		ethanol quant.M
10	VIAL150		Sample		ethanol quant.M
11	VIAL150		Sample		ethanol quant.M
12	VIAL104		Sample		ethanol quant.M
13	VIAL104		Sample		ethanol quant.M
14	VIAL242		Sample		ethanol quant.M
15	VIAL242		Sample		ethanol quant.M
16	VIAL196		Sample		ethanol quant.M
17	VIAL196		Sample		ethanol quant.M
18	1385005		Sample		ethanol quant.M
19	1385005		Sample		ethanol quant.M
20	20012020-B	0.080	Control		ethanol quant.M
21	1422610		Sample		ethanol quant.M
22	1422610		Sample		ethanol quant.M
23	1419226		Sample		ethanol quant.M
24	1419226		Sample		ethanol quant.M
25	1421892		Sample		ethanol quant.M
26	1421892		Sample		ethanol quant.M
27	1422006		Sample		ethanol quant.M
28	1422006		Sample		ethanol quant.M
29	1421954		Sample		ethanol quant.M
30	1421954		Sample		ethanol quant.M
31	4110320133/8	0.199	Control		ethanol quant.M
32	1421860		Sample		ethanol quant.M
33	1421860		Sample		ethanol quant.M
34	1421713		Sample		ethanol quant.M
35	1421713		Sample		ethanol quant.M
36	1417242		Sample		ethanol quant.M
37	1417242		Sample		ethanol quant.M
38	1421997		Sample		ethanol quant.M
39	1421997		Sample		ethanol quant.M
40	1422919		Sample		ethanol quant.M
41	1422919		Sample		ethanol quant.M
42	20012020-B	0.080	Control		ethanol quant.M
43	1422929		Sample		ethanol quant.M
44	1422929		Sample		ethanol quant.M
45	1422950		Sample		ethanol quant.M
46	1422950		Sample		ethanol quant.M
47	1422932		Sample		ethanol quant.M

## Sequence Summary

13

48	1422932		Sample		ethanol quant.M
49	1420655		Sample		ethanol quant.M
50	1420655		Sample		ethanol quant.M
51	1423413		Sample		ethanol quant.M
52	1423413		Sample		ethanol quant.M
53	20012020-B	0.080	Control		ethanol quant.M
54	1423709		Sample		ethanol quant.M
55	1423709		Sample		ethanol quant.M
56	1423247		Sample		ethanol quant.M
57	1423247		Sample		ethanol quant.M
58	1423368		Sample		ethanol quant.M
59	1423368		Sample		ethanol quant.M
60	1423041		Sample		ethanol quant.M
61	1423041		Sample		ethanol quant.M
62	1420194		Sample		ethanol quant.M
63	1420194		Sample		ethanol quant.M
64	11092018-A	0.400	Control		ethanol quant.M
65	14082019-B	0.040	Control		ethanol quant.M
66	4110320133/8	0.199	Control		ethanol quant.M
67	101921WB	Negative	Control		ethanol quant.M

Dissemination is restricted to Criminal Justice Agencies and authorized agencies ONLY. Secondary dissemination to unauthorized agencies is PROHIBITED. Scottsdale City Prosecutor

# Scottsdale Police Department Crime Laboratory Summary of Cases

193

SEQUENCE NAME: 24May22

ANALYST: Brooke

Vials	Test 1 (g/dL)	Test 2 (g/dL)	Mean (g/dL)	Percent Difference*	Absolute Difference (g/dL)*
10 11	0.0859	0.0851	0.08550	0.47	0.00040
12 13	0.0000	0.0000	0.00000	0.00	0.00000
14 15	0.2056	0.2056	0.20560	0.00	0.00000
16 17	0.1272	0.1273	0.12725	0.04	0.00005
18 19	0.0463	0.0467	0.04650	0.43	0.00020
21 22	0.0908	0.0902	0.09050	0.33	0.00030
23 24	0.0848	0.0851	0.08495	0.18	0.00015
25 26	0.1293	0.1280	0.12865	0.51	0.00065
27 28	0.1281	0.1286	0.12835	0.19	0.00025
29 30	0.1428	0.1440	0.14340	0.42	0.00060
32 33	0.1585	0.1581	0.15830	0.13	0.00020
34 35	0.1308	0.1297	0.13025	0.42	0.00055
36 37	0.1820	0.1793	0.18065	0.75	0.00135
38 39	0.1320	0.1328	0.13240	0.30	0.00040
40 41	0.0870	0.0872	0.08710	0.11	0.00010
43 44	0.1434	0.1415	0.14245	0.67	0.00095
45 46	0.1886	0.1888	0.18870	0.05	0.00010
47 48	0.1556	0.1542	0.15490	0.45	0.00070
49 50	0.1592	0.1581	0.15865	0.35	0.00055
51 52	0.0202	0.0201	0.02015	0.25	0.00005
54 55	0.0893	0.0896	0.08945	0.17	0.00015
56 57	0.1627	0.1626	0.16265	0.03	0.00005
58 59	0.2625	0.2620	0.26225	0.10	0.00025
60 61	0.1864	0.1860	0.18620	0.11	0.00020
62 63	0.2470	0.2468	0.24690	0.04	0.00010

\*Calculated differences are differences from the mean of the two results.



### Scottsdale Police Department Crime Lab Volatiles Analysis

Sample:	VIAL150	Vial:	10
Description:	[REDACTED]	LIMS ID:	[REDACTED]
Method:	ethanol quant.M	Sequence:	24May22
Instrument:	US14173023 CN14160045	Injection date:	5/24/2022 12:37:05 PM
Data file:	C:\Chem32\1\Data\24May22\10.D	Analyst:	Brooke

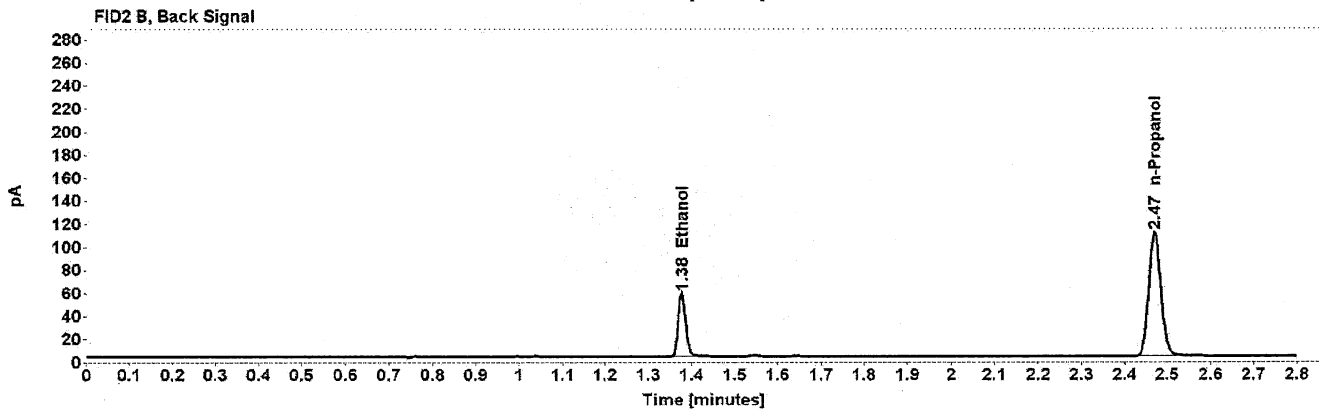
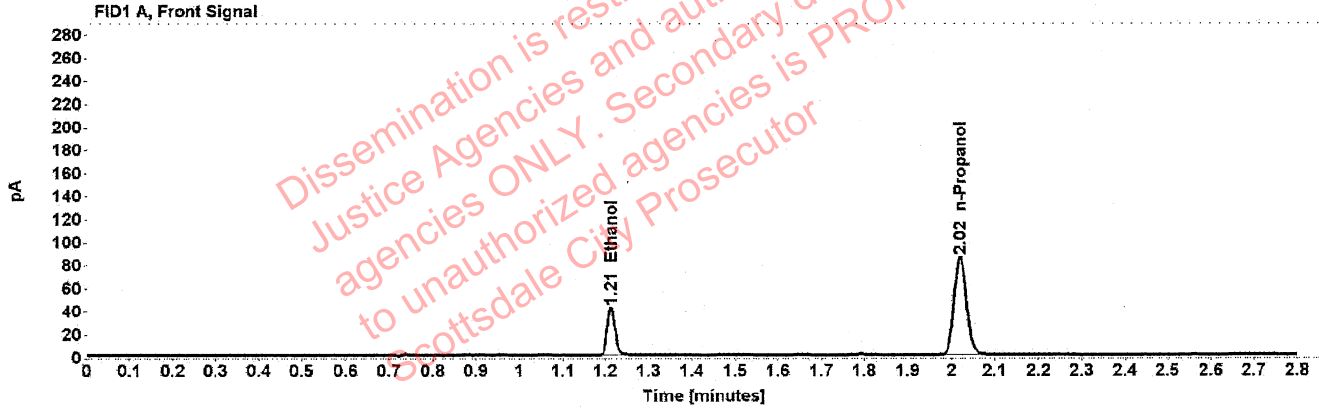


Table 1: FID 1 A (column DB-ALC1)

Compound	Amount (g/100mL)	Time (min)	Peak Area
>Ethanol	0.0859	1.213	52.744
n-Propanol	-----	2.020	169.607

Table 2: FID 2 B (column DB-ALC2)

Compound	Time (min)	Peak Area
Ethanol	1.377	67.154
n-Propanol	2.470	216.142



### Scottsdale Police Department Crime Lab Volatiles Analysis

Sample:	VIAL150	Vial:	11
Description:	[REDACTED]	LIMS ID:	[REDACTED]
Method:	ethanol quant.M	Sequence:	24May22
Instrument:	US14173023 CN14160045	Injection date:	5/24/2022 12:41:04 PM
Data file:	C:\Chem32\1\Data\24May22\11.D	Analyst:	Brooke

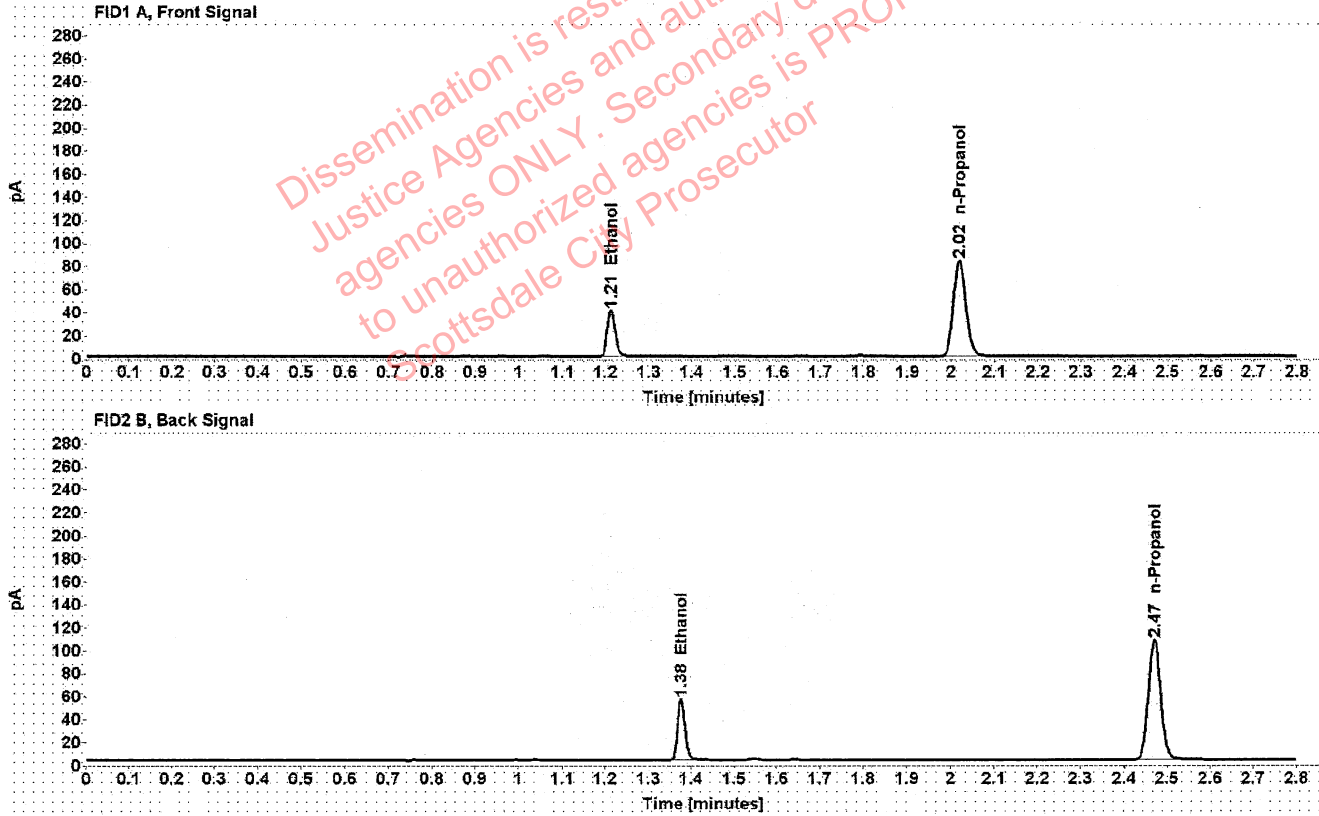


Table 1: FID 1 A (column DB-ALC1)

Compound	Amount (g/100mL)	Time (min)	Peak Area
>Ethanol	0.0851	1.213	50.760
n-Propanol	-----	2.019	164.818

Table 2: FID 2 B (column DB-ALC2)

Compound	Time (min)	Peak Area
Ethanol	1.376	64.547
n-Propanol	2.470	210.171

[REDACTED]: Brooke, Phillip - (25-May-2022)

Case: [REDACTED] User: pbrooke 5/25/2022

### Scottsdale Police Department Crime Lab Volatiles Analysis

Sample:	VIAL104	Vial:	12
Description:	[REDACTED]	LIMS ID:	[REDACTED]
Method:	ethanol quant.M	Sequence:	24May22
Instrument:	US14173023 CN14160045	Injection date:	5/24/2022 12:45:05 PM
Data file:	C:\Chem32\1\Data\24May22\12.D	Analyst:	Brooke

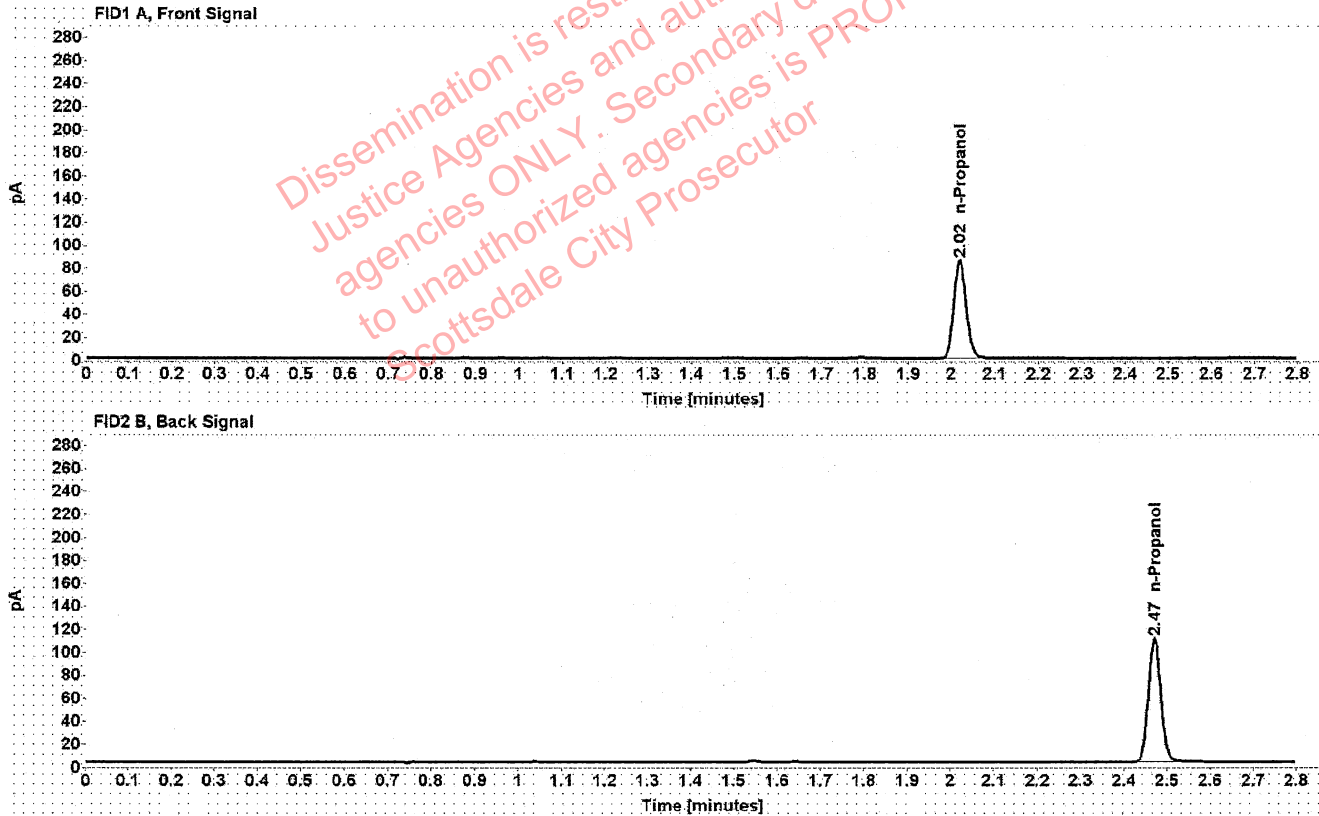


Table 1: FID 1 A (column DB-ALC1)

Compound	Amount (g/100mL)	Time (min)	Peak Area
n-Propanol	-----	2.019	170.071

Table 2: FID 2 B (column DB-ALC2)

Compound	Time (min)	Peak Area
n-Propanol	2.470	216.720

[REDACTED]: Brooke, Phillip - (25-May-2022)

Case: [REDACTED] User: pbrooke 5/25/2022

### Scottsdale Police Department Crime Lab Volatiles Analysis

Sample:	VIAL104	Vial:	13
Description:	[REDACTED]	LIMS ID:	[REDACTED]
Method:	ethanol quant.M	Sequence:	24May22
Instrument:	US14173023 CN14160045	Injection date:	5/24/2022 12:49:21 PM
Data file:	C:\Chem32\1\Data\24May22\13.D	Analyst:	Brooke

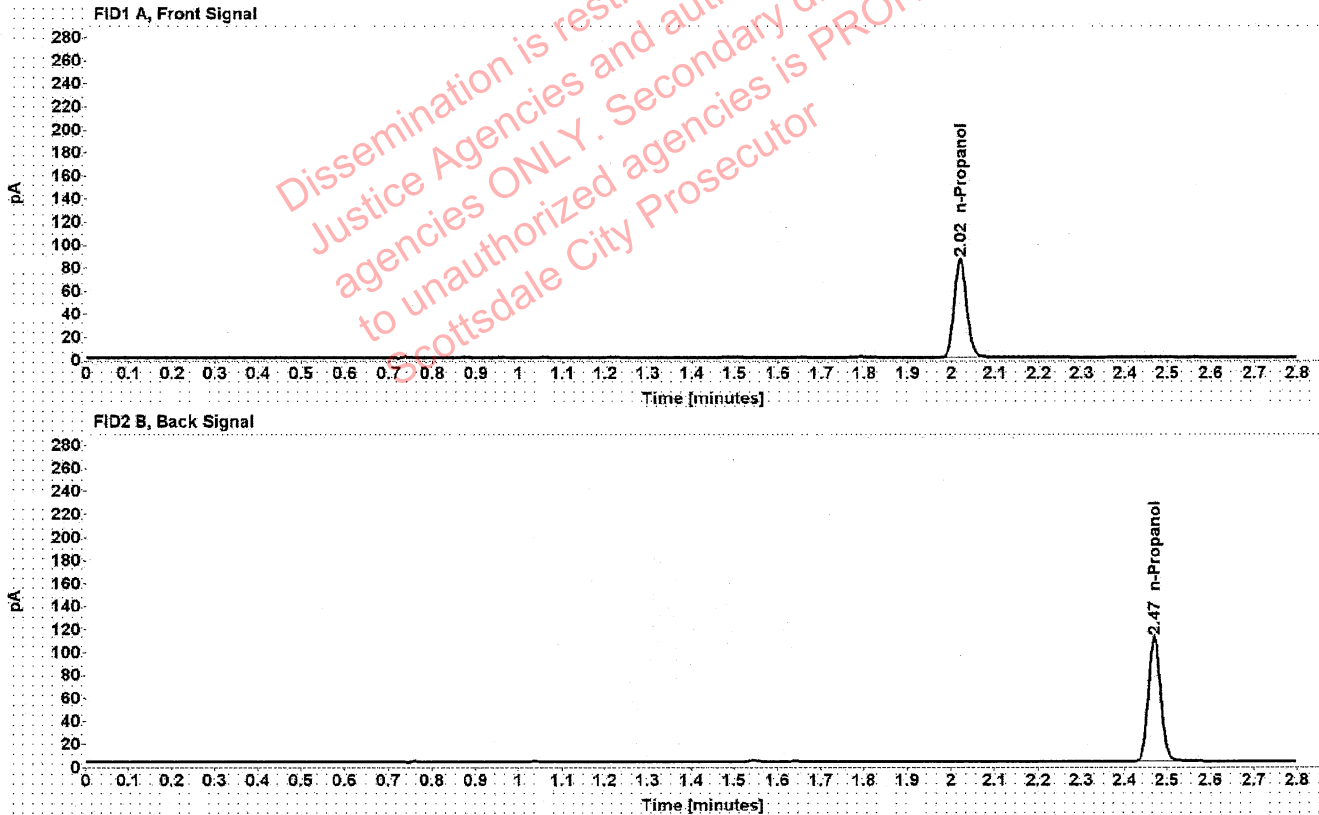


Table 1: FID 1 A (column DB-ALC1)

Compound	Amount (g/100mL)	Time (min)	Peak Area
n-Propanol	-----	2.019	170.847

Table 2: FID 2 B (column DB-ALC2)

Compound	Time (min)	Peak Area
n-Propanol	2.470	217.713

### Scottsdale Police Department Crime Lab Volatiles Analysis

Sample:	VIAL242	Vial:	14
Description:		LIMS ID:	
Method:	ethanol quant.M	Sequence:	24May22
Instrument:	US14173023 CN14160045	Injection date:	5/24/2022 12:53:21 PM
Data file:	C:\Chem32\1\Data\24May22\14.D	Analyst:	Brooke

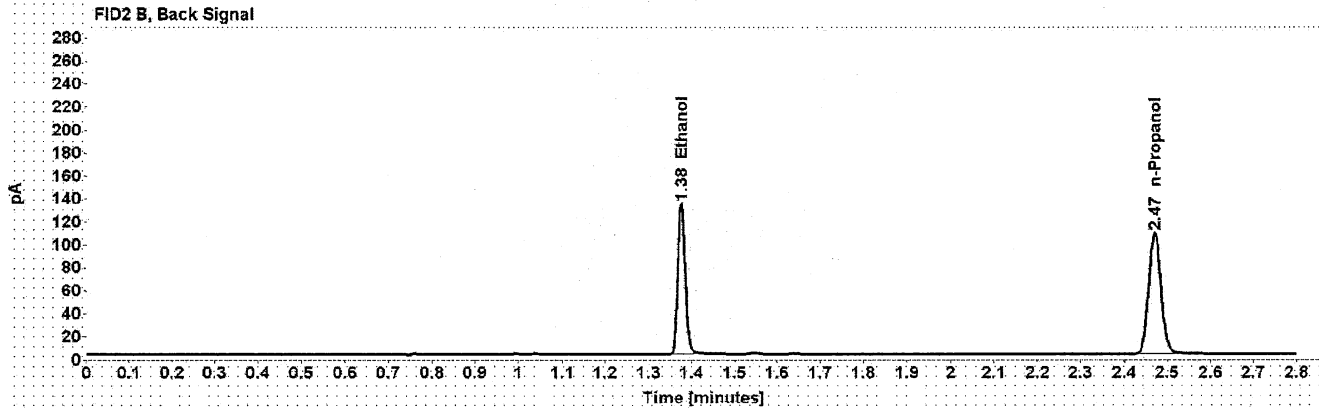
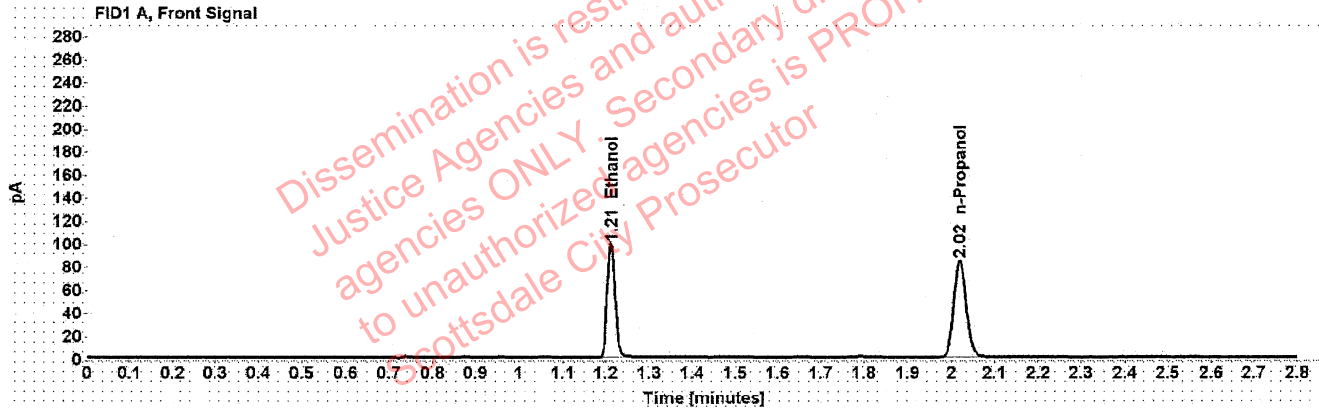


Table 1: FID 1 A (column DB-ALC1)

Compound	Amount (g/100mL)	Time (min)	Peak Area
>Ethanol	0.2056	1.212	125.262
n-Propanol	-----	2.019	166.786

Table 2: FID 2 B (column DB-ALC2)

Compound	Time (min)	Peak Area
Ethanol	1.376	159.699
n-Propanol	2.470	212.653

Case: [REDACTED] : Brooke, Phillip - (25-May-2022)

User: pbrooke 5/25/2022

### Scottsdale Police Department Crime Lab Volatiles Analysis

Sample:	VIAL242	Vial:	15
Description:	[REDACTED]	LIMS ID:	[REDACTED]
Method:	ethanol quant.M	Sequence:	24May22
Instrument:	US14173023 CN14160045	Injection date:	5/24/2022 12:57:20 PM
Data file:	C:\Chem32\1\Data\24May22\15.D	Analyst:	Brooke

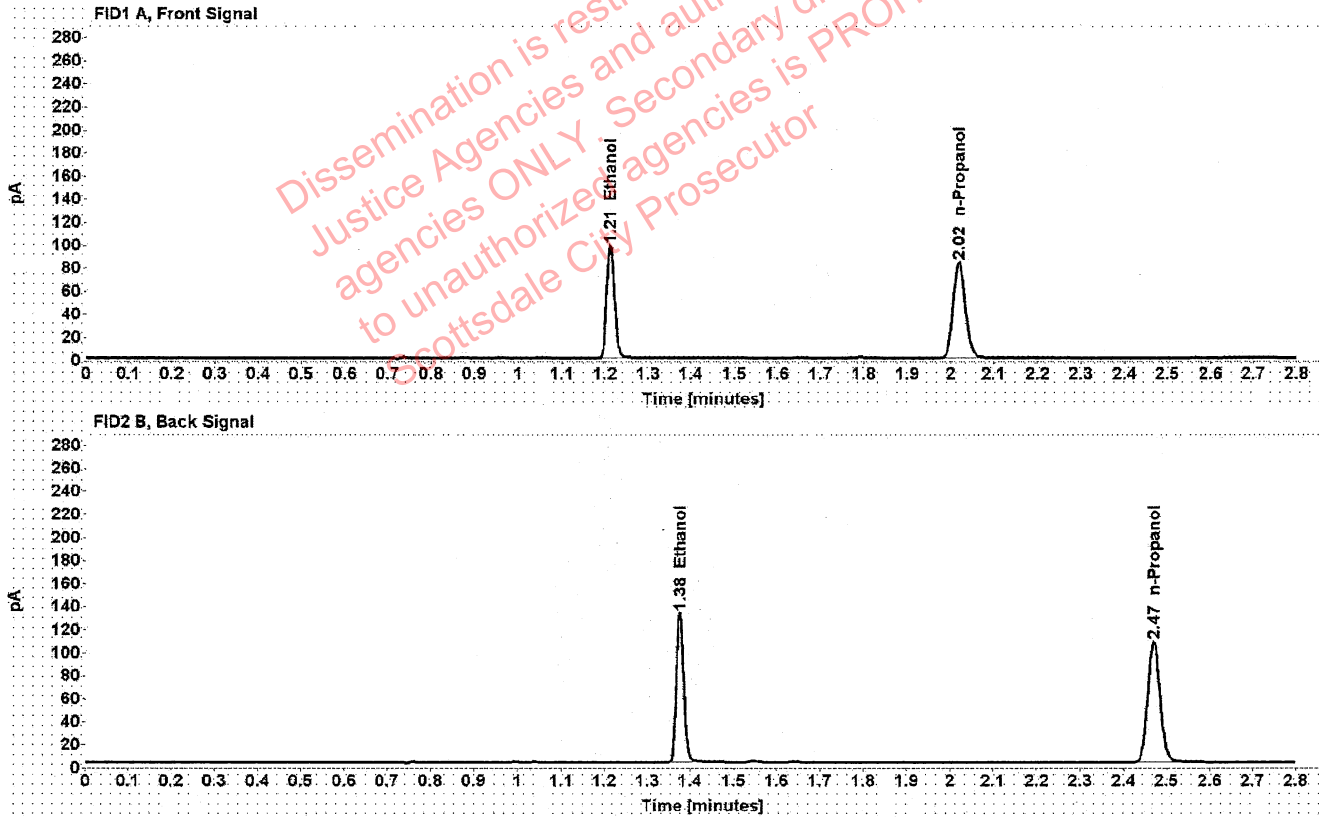


Table 1: FID 1 A (column DB-ALC1)

Compound	Amount (g/100mL)	Time (min)	Peak Area
>Ethanol	0.2056	1.212	124.455
n-Propanol	-----	2.019	165.637

Table 2: FID 2 B (column DB-ALC2)

Compound	Time (min)	Peak Area
Ethanol	1.376	158.458
n-Propanol	2.470	211.108

### Scottsdale Police Department Crime Lab Volatiles Analysis

Sample:	VIAL196	Vial:	16
Description:	[REDACTED]	LIMS ID:	[REDACTED]
Method:	ethanol quant.M	Sequence:	24May22
Instrument:	US14173023 CN14160045	Injection date:	5/24/2022 1:01:20 PM
Data file:	C:\Chem32\1\Data\24May22\16.D	Analyst:	Brooke

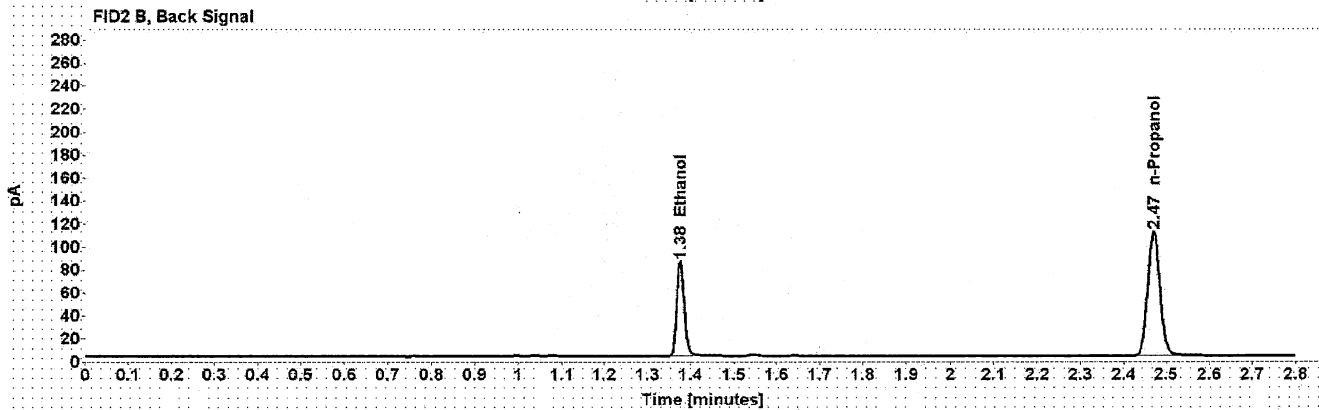
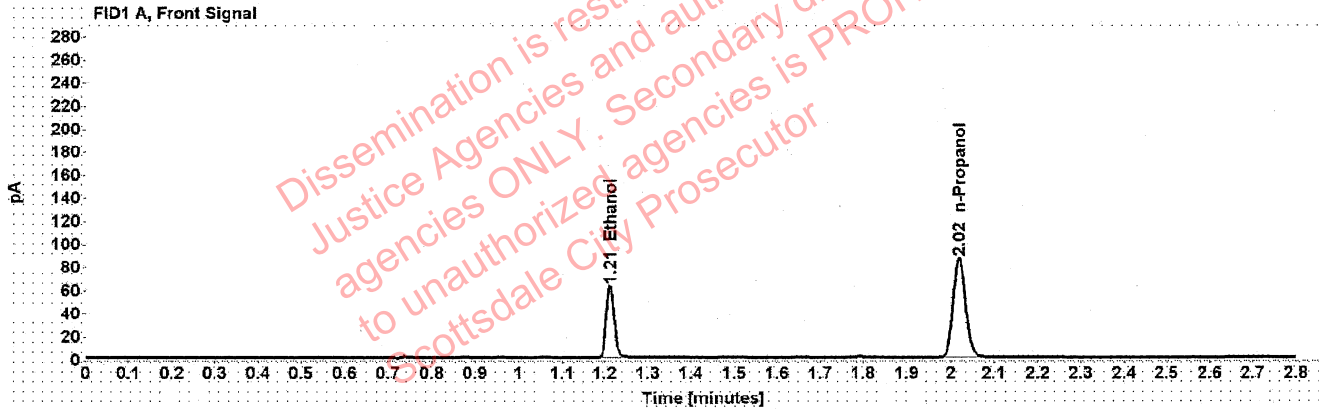


Table 1: FID 1 A (column DB-ALC1)

Compound	Amount (g/100mL)	Time (min)	Peak Area
>Ethanol	0.1272	1.212	79.139
n-Propanol	-----	2.019	171.000

Table 2: FID 2 B (column DB-ALC2)

Compound	Time (min)	Peak Area
Ethanol	1.376	100.542
n-Propanol	2.470	217.699

Case: [REDACTED] : Brooke, Phillip - (25-May-2022)

User: pbrooke 5/25/2022

### Scottsdale Police Department Crime Lab Volatiles Analysis

Sample:	VIAL196	Vial:	17
Description:	[REDACTED]	LIMS ID:	[REDACTED]
Method:	ethanol quant.M	Sequence:	24May22
Instrument:	US14173023 CN14160045	Injection date:	5/24/2022 1:05:21 PM
Data file:	C:\Chem32\1\Data\24May22\17.D	Analyst:	Brooke

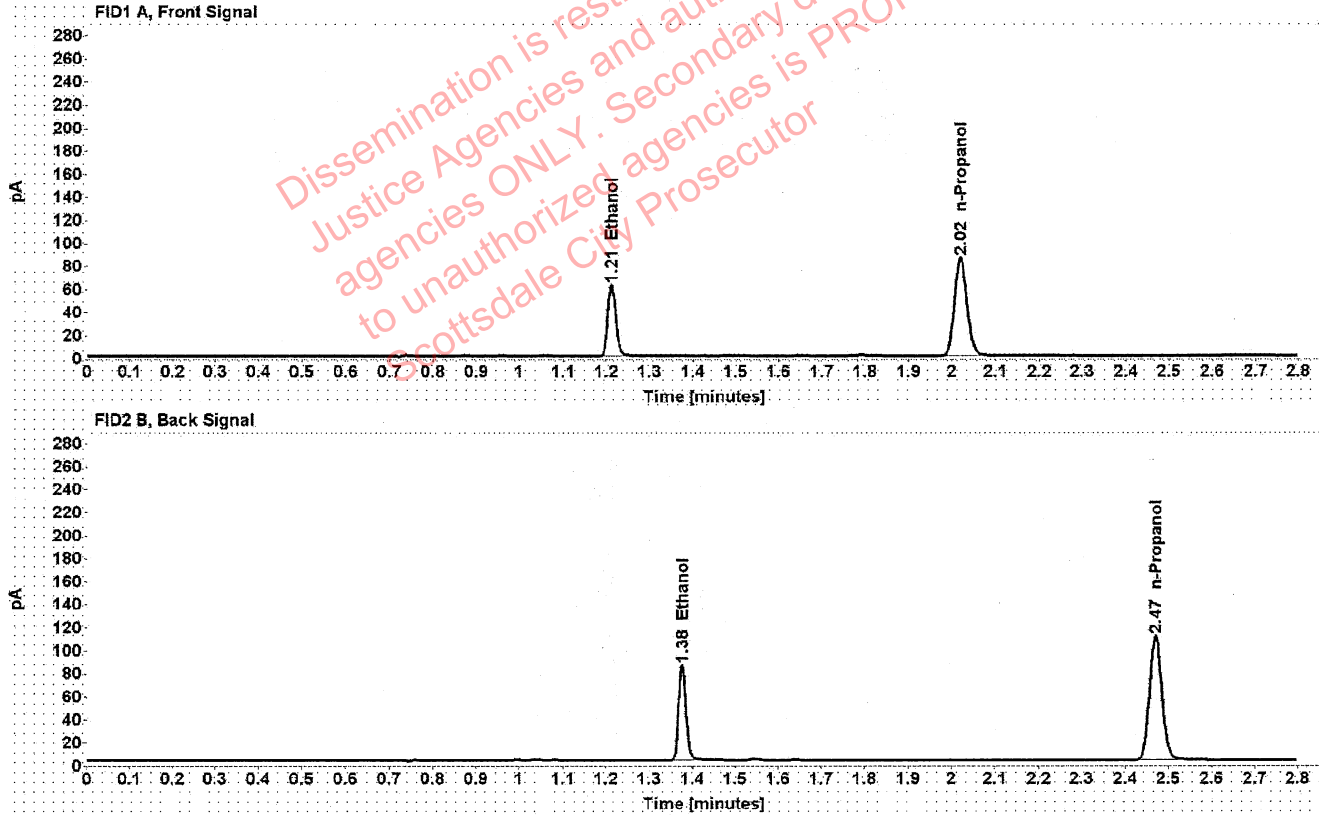


Table 1: FID 1 A (column DB-ALC1)

Compound	Amount (g/100mL)	Time (min)	Peak Area
>Ethanol	0.1273	1.212	79.053
n-Propanol	-----	2.019	170.650

Table 2: FID 2 B (column DB-ALC2)

Compound	Time (min)	Peak Area
Ethanol	1.376	100.644
n-Propanol	2.470	217.334

Brooke, Phillip - (25-May-2022)

Case: User: pbrooke 5/25/2022

### Scottsdale Police Department Crime Lab Volatiles Analysis

Sample:	1385005	Vial:	18
Description:		LIMS ID:	
Method:	ethanol quant.M	Sequence:	24May22
Instrument:	US14173023 CN14160045	Injection date:	5/24/2022 1:09:20 PM
Data file:	C:\Chem32\1\Data\24May22\18.D	Analyst:	Brooke

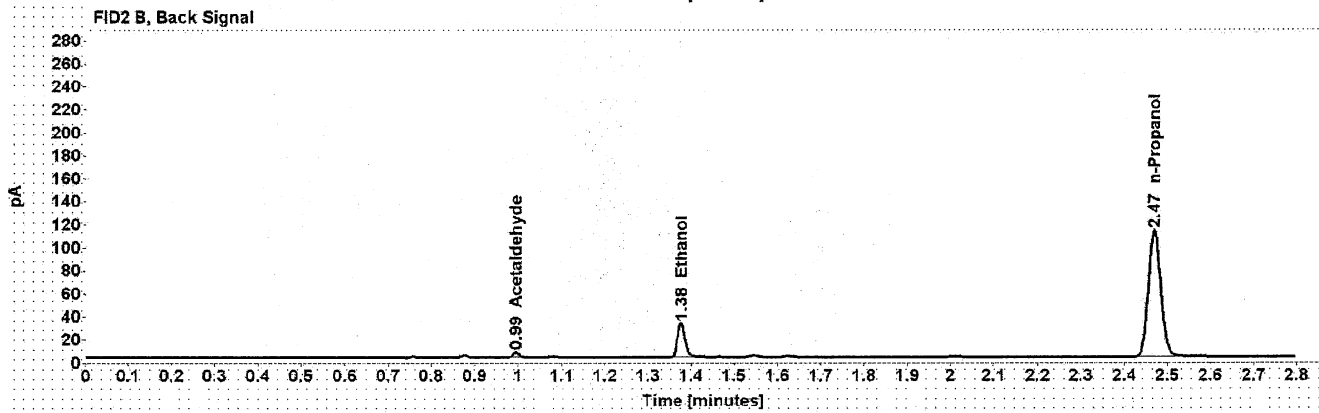
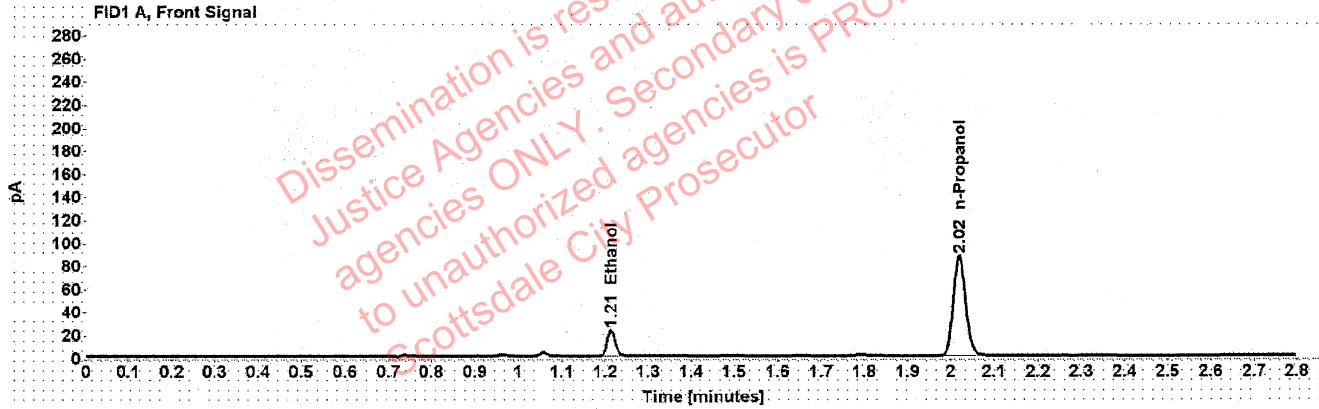


Table 1: FID 1 A (column DB-ALC1)

Compound	Amount (g/100mL)	Time (min)	Peak Area
>Ethanol	0.0463	1.214	28.624
n-Propanol	-----	2.019	173.302

Table 2: FID 2 B (column DB-ALC2)

Compound	Time (min)	Peak Area
Acetaldehyde	0.994	4.302
Ethanol	1.377	36.912
n-Propanol	2.470	221.369



### Scottsdale Police Department Crime Lab Volatiles Analysis

Sample:	1385005	Vial:	19
Description:	[REDACTED]	LIMS ID:	[REDACTED]
Method:	ethanol quant.M	Sequence:	24May22
Instrument:	US14173023 CN14160045	Injection date:	5/24/2022 1:13:34 PM
Data file:	C:\Chem32\1\Data\24May22\19.D	Analyst:	Brooke

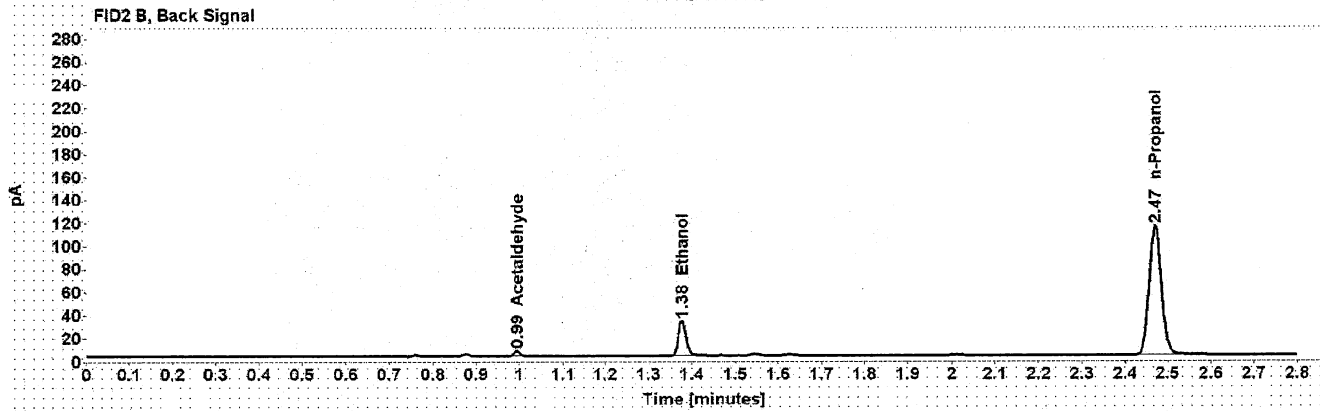
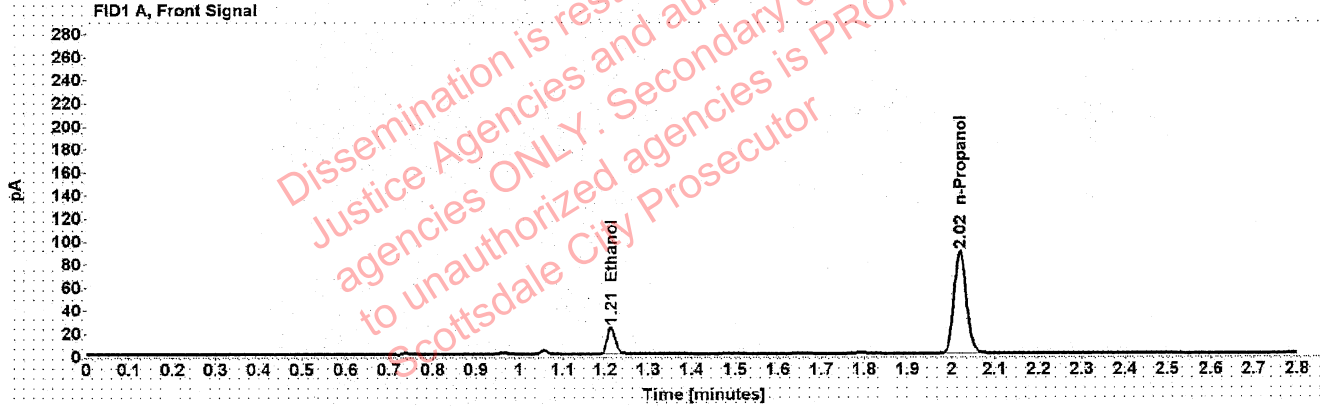


Table 1: FID 1 A (column DB-ALC1)

Compound	Amount (g/100mL)	Time (min)	Peak Area
>Ethanol	0.0467	1.214	29.438
n-Propanol	-----	2.019	176.430

Table 2: FID 2 B (column DB-ALC2)

Compound	Time (min)	Peak Area
Acetaldehyde	0.994	4.301
Ethanol	1.377	37.865
n-Propanol	2.470	225.442

## Scottsdale Police Department Crime Lab Volatiles Analysis

Sample:	1422610	Vial:	21
Description:	██████████	LIMS ID:	██████████
Method:	ethanol quant.M	Sequence:	24May22
Instrument:	US14173023 CN14160045	Injection date:	5/24/2022 1:21:36 PM
Data file:	C:\Chem32\1\Data\24May22\21.D	Analyst:	Brooke

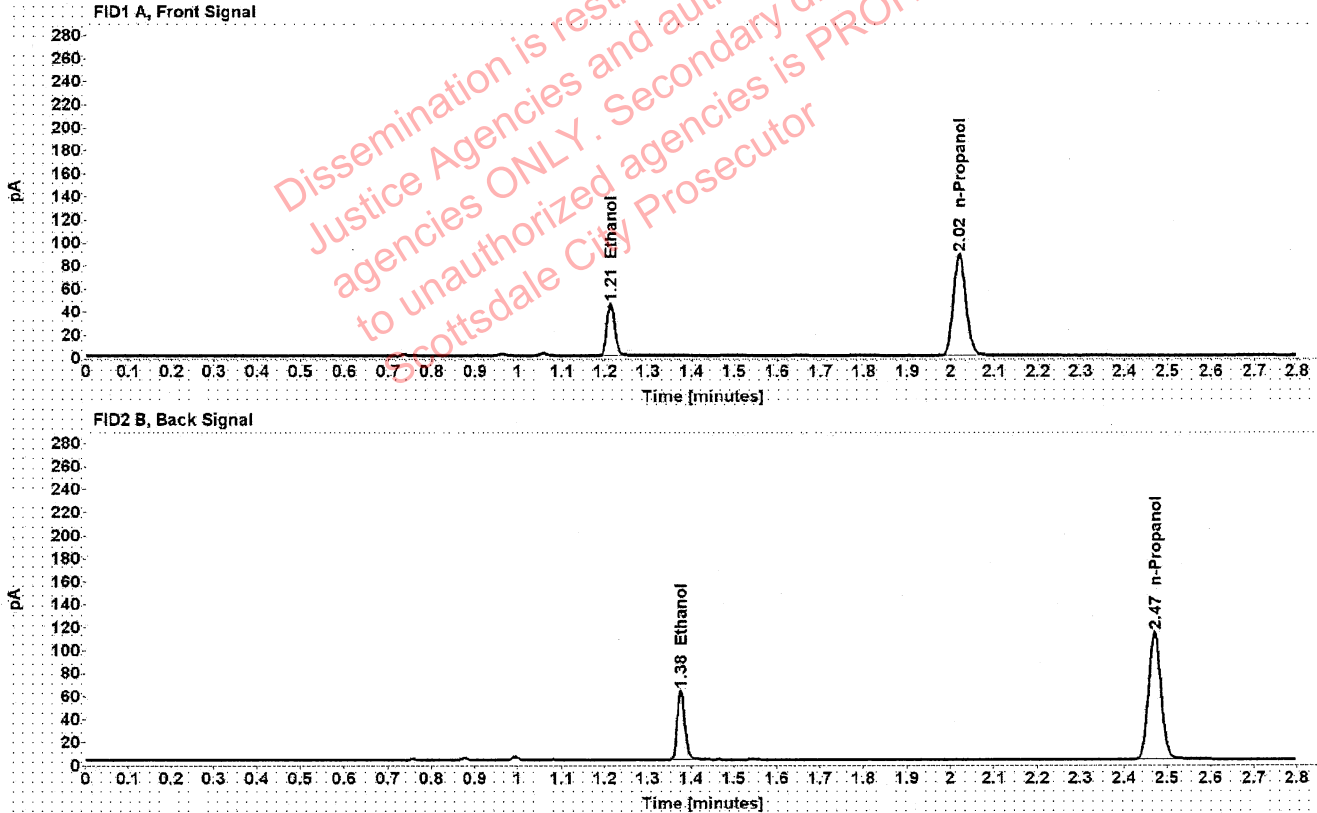


Table 1: FID 1 A (column DB-ALC1)

Compound	Amount (g/100mL)	Time (min)	Peak Area
>Ethanol	0.0908	1.213	57.567
n-Propanol	-----	2.019	174.991

Table 2: FID 2 B (column DB-ALC2)

Compound	Time (min)	Peak Area
Ethanol	1.376	73.298
n-Propanol	2.471	222.983

### Scottsdale Police Department Crime Lab Volatiles Analysis

Sample:	1422610	Vial:	22
Description:	[REDACTED]	LIMS ID:	[REDACTED]
Method:	ethanol quant.M	Sequence:	24May22
Instrument:	US14173023 CN14160045	Injection date:	5/24/2022 1:25:36 PM
Data file:	C:\Chem32\1\Data\24May22\22.D	Analyst:	Brooke

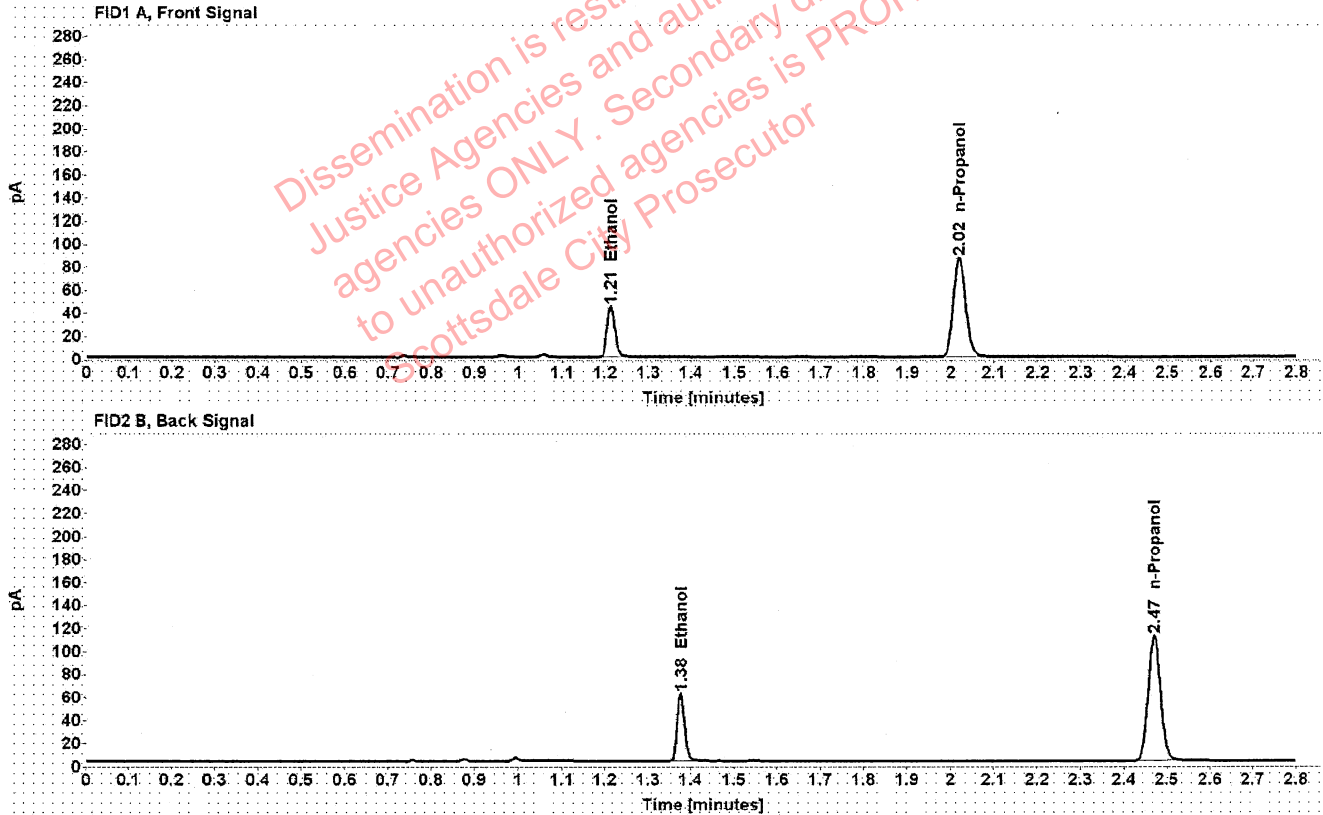


Table 1: FID 1 A (column DB-ALC1)

Compound	Amount (g/100mL)	Time (min)	Peak Area
>Ethanol	0.0902	1.213	56.088
n-Propanol	-----	2.019	171.745

Table 2: FID 2 B (column DB-ALC2)

Compound	Time (min)	Peak Area
Ethanol	1.376	71.379
n-Propanol	2.470	218.734

### Scottsdale Police Department Crime Lab Volatiles Analysis

Sample:	1419226	Vial:	23
Description:	[REDACTED]	LIMS ID:	[REDACTED]
Method:	ethanol quant.M	Sequence:	24May22
Instrument:	US14173023 CN14160045	Injection date:	5/24/2022 1:29:35 PM
Data file:	C:\Chem32\1\Data\24May22\23.D	Analyst:	Brooke

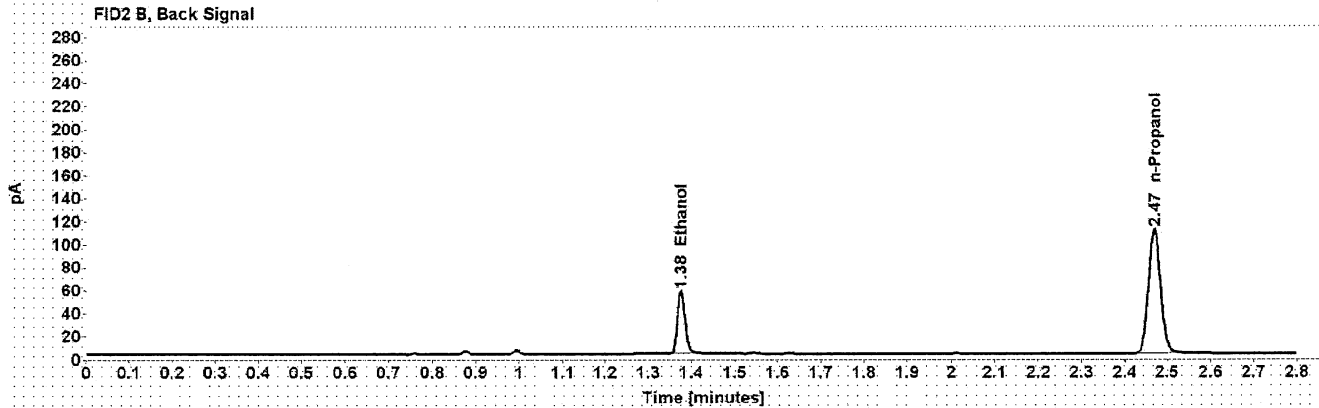
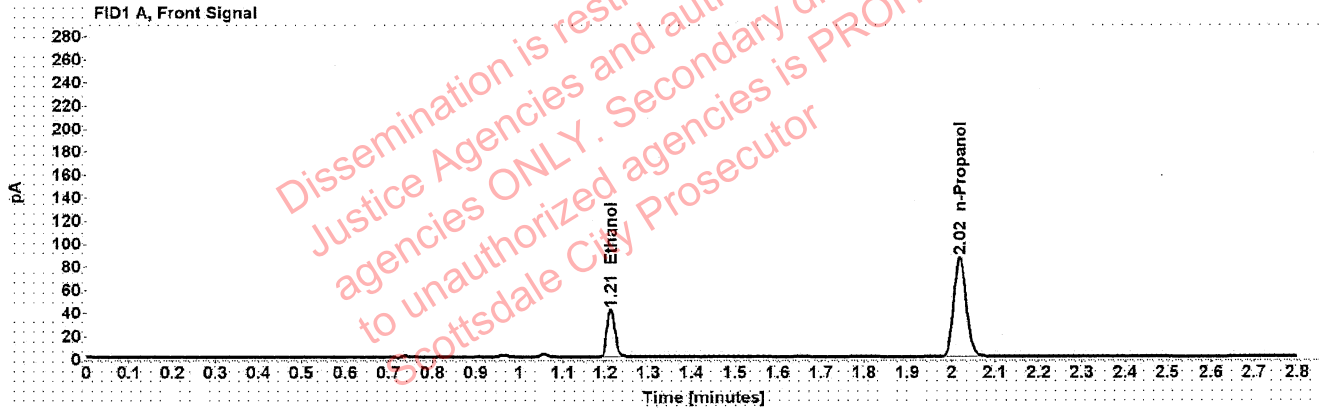


Table 1: FID 1 A (column DB-ALC1)

Compound	Amount (g/100mL)	Time (min)	Peak Area
>Ethanol	0.0848	1.213	52.458
n-Propanol	-----	2.019	170.879

Table 2: FID 2 B (column DB-ALC2)

Compound	Time (min)	Peak Area
Ethanol	1.376	66.877
n-Propanol	2.470	217.799

### Scottsdale Police Department Crime Lab Volatiles Analysis

Sample:	1419226	Vial:	24
Description:	[REDACTED]	LIMS ID:	[REDACTED]
Method:	ethanol quant.M	Sequence:	24May22
Instrument:	US14173023 CN14160045	Injection date:	5/24/2022 1:33:35 PM
Data file:	C:\Chem32\1\Data\24May22\24.D	Analyst:	Brooke

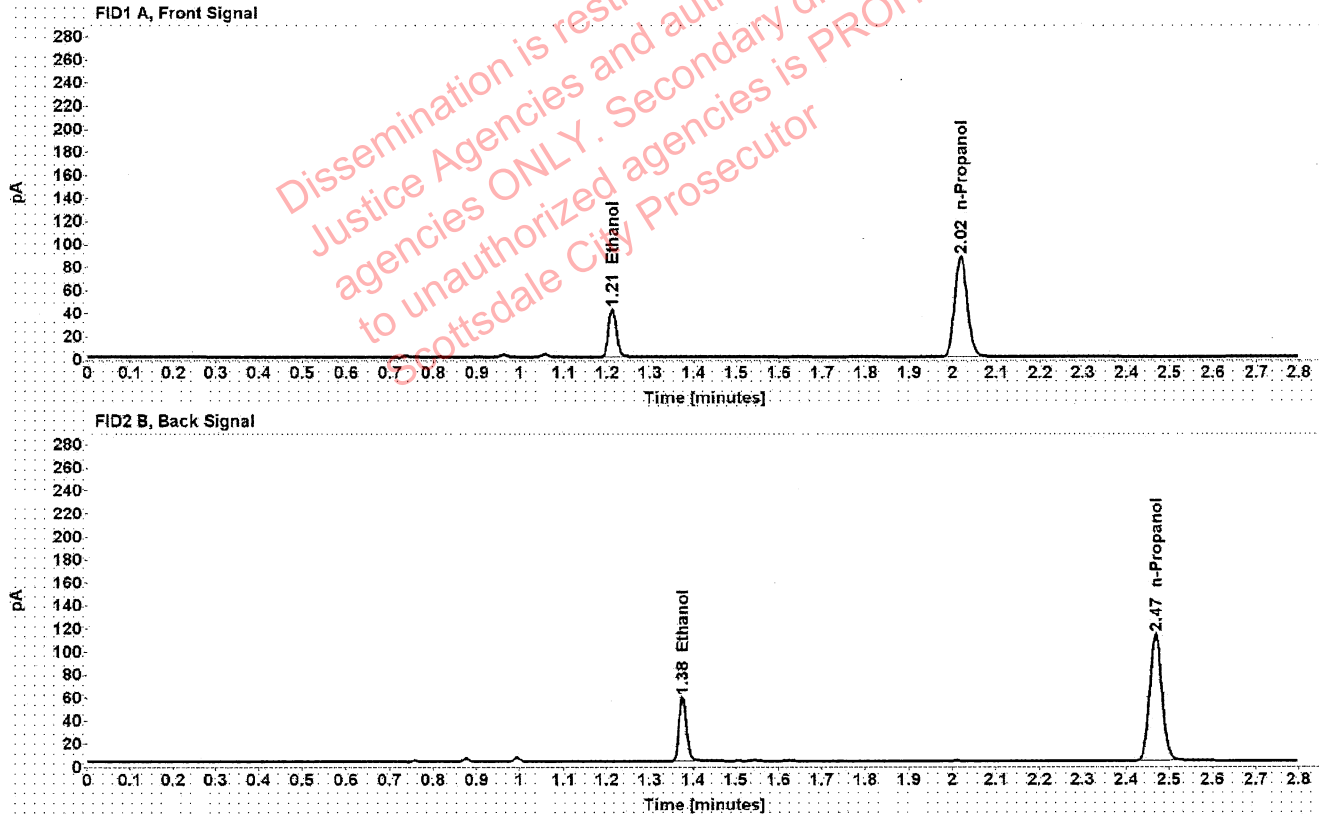


Table 1: FID 1 A (column DB-ALC1)

Compound	Amount (g/100mL)	Time (min)	Peak Area
>Ethanol	0.0851	1.212	53.643
n-Propanol	-----	2.018	174.185

Table 2: FID 2 B (column DB-ALC2)

Compound	Time (min)	Peak Area
Ethanol	1.375	68.018
n-Propanol	2.468	221.853

## Scottsdale Police Department Crime Lab Volatiles Analysis

Sample:	1421892	Vial:	25
Description:	██████████	LIMS ID:	██████████
Method:	ethanol quant.M	Sequence:	24May22
Instrument:	US14173023 CN14160045	Injection date:	5/24/2022 1:37:50 PM
Data file:	C:\Chem32\11\Data\24May22\25.D	Analyst:	Brooke

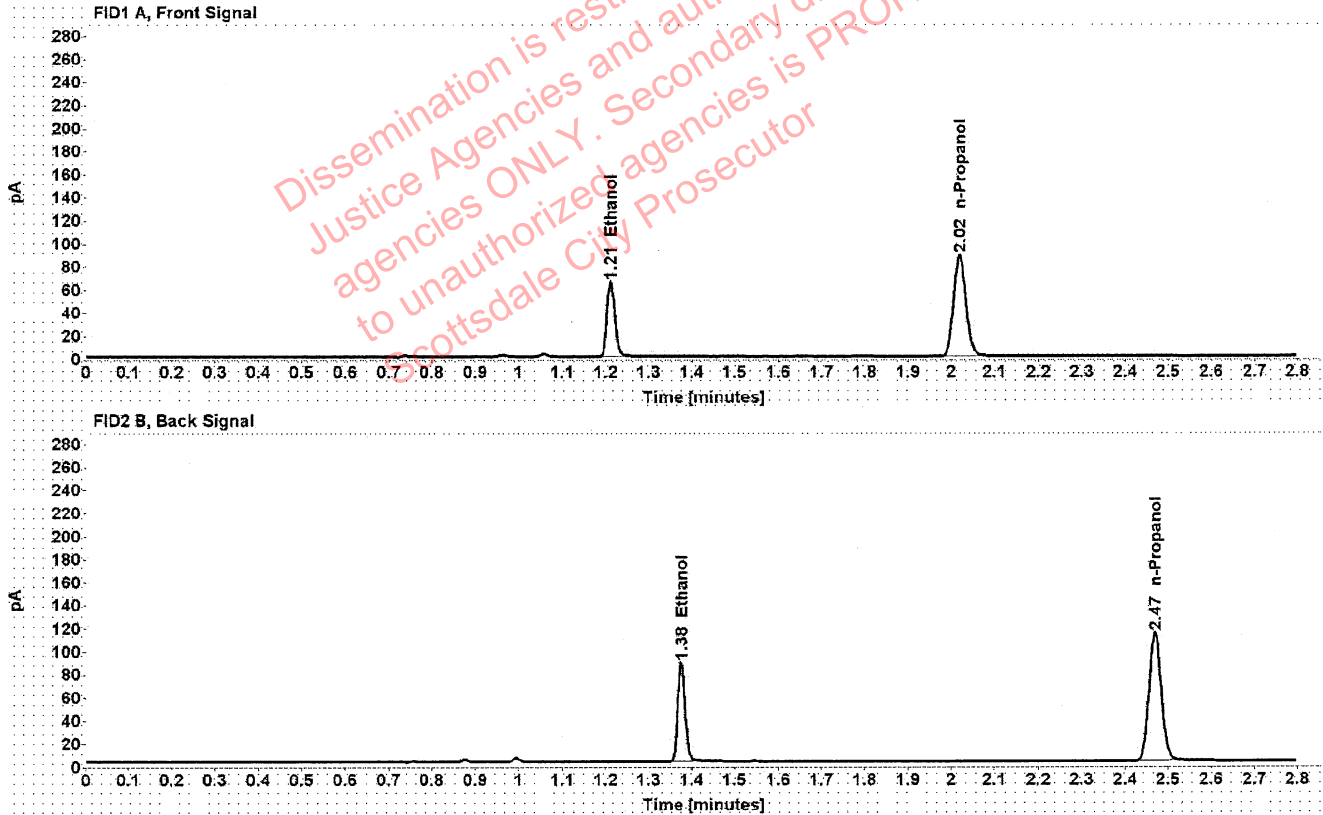


Table 1: FID 1 A (column DB-ALC1)

Compound	Amount (g/100mL)	Time (min)	Peak Area
>Ethanol	0.1293	1.212	82.578
n-Propanol	-----	2.019	175.536

Table 2: FID 2 B (column DB-ALC2)

Compound	Time (min)	Peak Area
Ethanol	1.376	104.714
n-Propanol	2.469	223.350

## Scottsdale Police Department Crime Lab Volatiles Analysis

Sample:	1421892	Vial:	26
Description:	[REDACTED]	LIMS ID:	[REDACTED]
Method:	ethanol quant.M	Sequence:	24May22
Instrument:	US14173023 CN14160045	Injection date:	5/24/2022 1:41:50 PM
Data file:	C:\Chem32\1\Data\24May22\26.D	Analyst:	Brooke

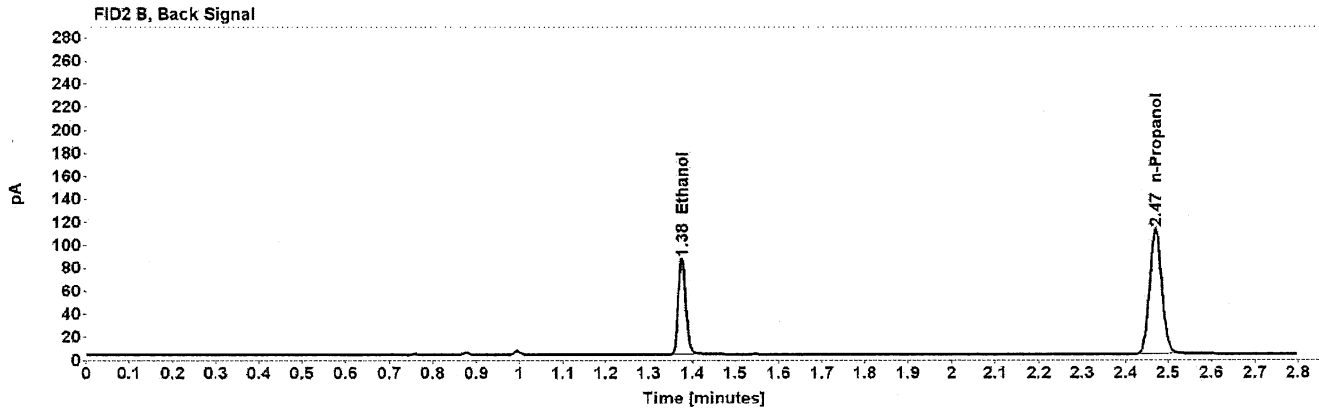
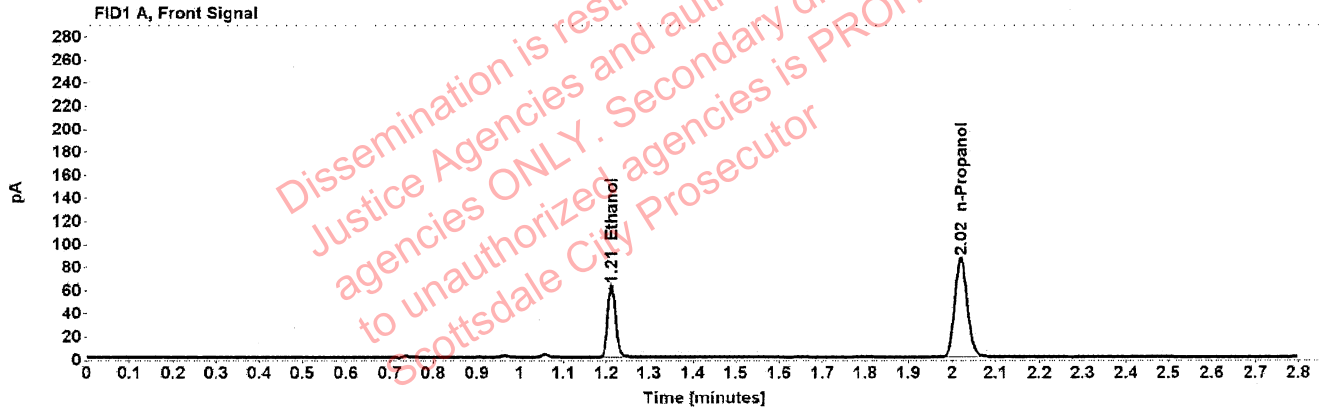


Table 1: FID 1 A (column DB-ALC1)

Compound	Amount (g/100mL)	Time (min)	Peak Area
>Ethanol	0.1280	1.212	79.847
n-Propanol	-----	2.019	171.376

Table 2: FID 2 B (column DB-ALC2)

Compound	Time (min)	Peak Area
Ethanol	1.376	101.467
n-Propanol	2.470	218.212

### Scottsdale Police Department Crime Lab Volatiles Analysis

Sample:	1422006	Vial:	27
Description:	[REDACTED]	LIMS ID:	[REDACTED]
Method:	ethanol quant.M	Sequence:	24May22
Instrument:	US14173023 CN14160045	Injection date:	5/24/2022 1:45:49 PM
Data file:	C:\Chem32\1\Data\24May22\27.D	Analyst:	Brooke

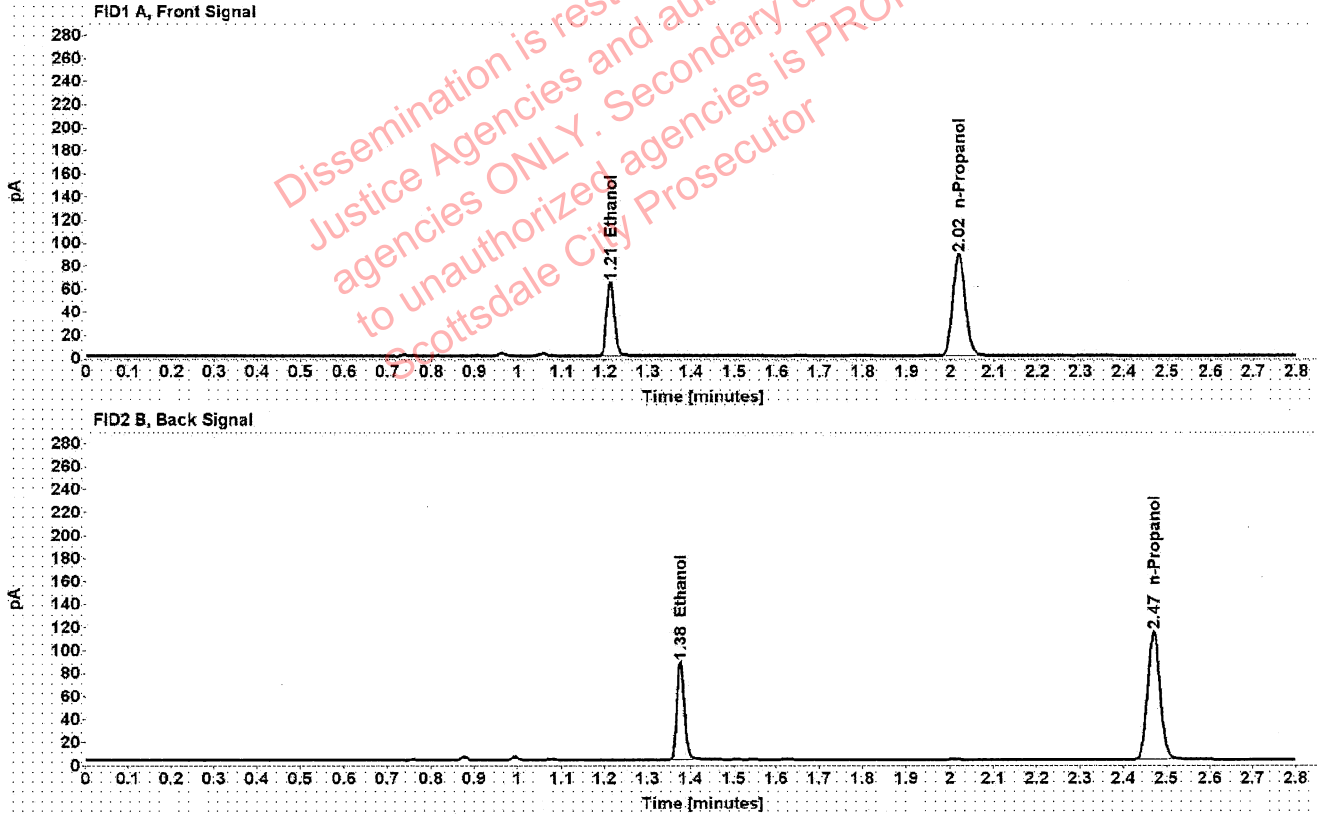


Table 1: FID 1 A (column DB-ALC1)

Compound	Amount (g/100mL)	Time (min)	Peak Area
>Ethanol	0.1281	1.212	81.783
n-Propanol	-----	2.019	175.490

Table 2: FID 2 B (column DB-ALC2)

Compound	Time (min)	Peak Area
Ethanol	1.376	104.125
n-Propanol	2.470	223.770



### Scottsdale Police Department Crime Lab Volatiles Analysis

Sample:	1422006	Vial:	28
Description:	[REDACTED]	LIMS ID:	[REDACTED]
Method:	ethanol quant.M	Sequence:	24May22
Instrument:	US14173023 CN14160045	Injection date:	5/24/2022 1:49:50 PM
Data file:	C:\Chem32\1\Data\24May22\28.D	Analyst:	Brooke

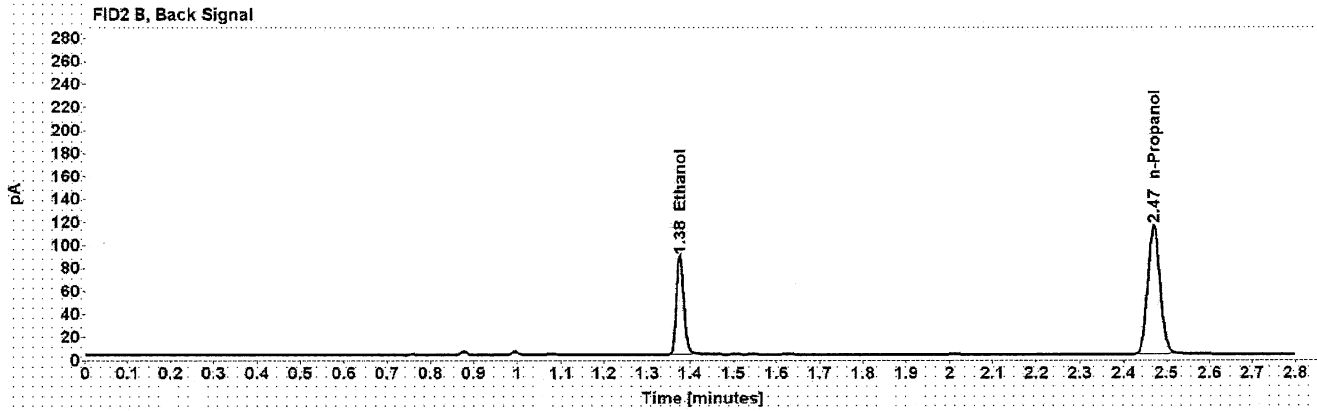
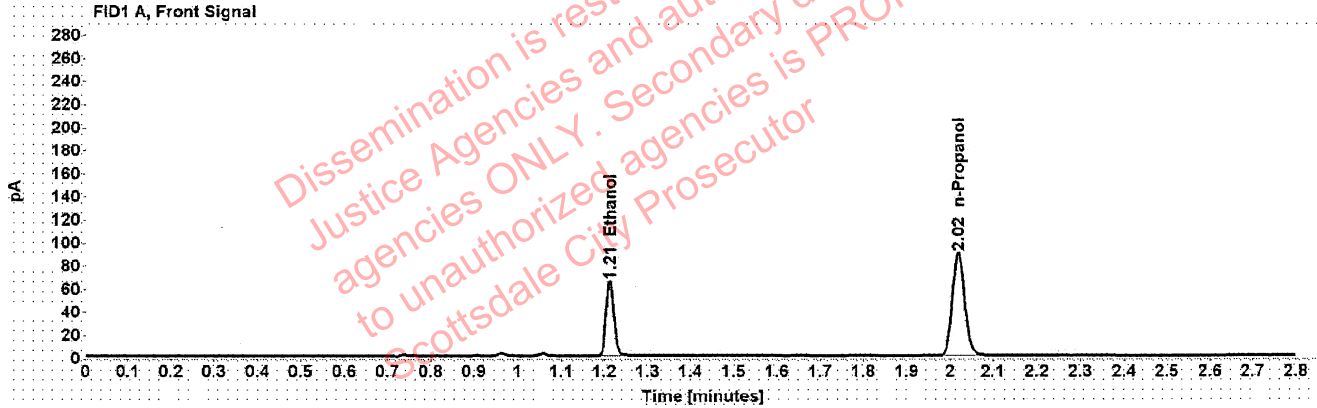


Table 1: FID 1 A (column DB-ALC1)

Compound	Amount (g/100mL)	Time (min)	Peak Area
>Ethanol	0.1286	1.212	82.458
n-Propanol	-----	2.019	176.259

Table 2: FID 2 B (column DB-ALC2)

Compound	Time (min)	Peak Area
Ethanol	1.376	104.904
n-Propanol	2.470	224.928

[REDACTED]: Brooke, Phillip - (25-May-2022)

Case: [REDACTED] User: pbrooke 5/25/2022

### Scottsdale Police Department Crime Lab Volatiles Analysis

Sample:	1421954	Vial:	29
Description:	[REDACTED]	LIMS ID:	[REDACTED]
Method:	ethanol quant.M	Sequence:	24May22
Instrument:	US14173023 CN14160045	Injection date:	5/24/2022 1:53:49 PM
Data file:	C:\Chem32\1\Data\24May22\29.D	Analyst:	Brooke

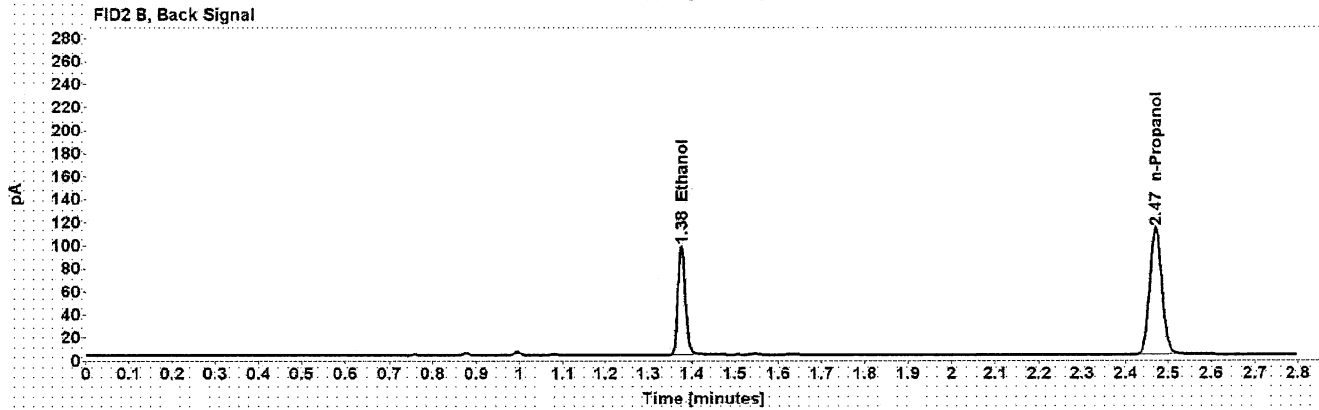
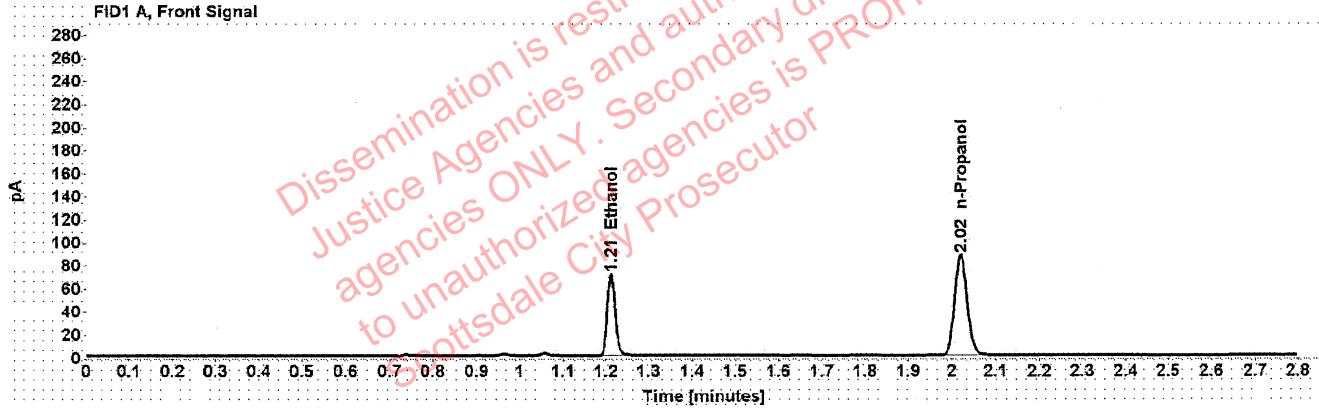


Table 1: FID 1 A (column DB-ALC1)

Compound	Amount (g/100mL)	Time (min)	Peak Area
>Ethanol	0.1428	1.212	90.425
n-Propanol	-----	2.019	173.855

Table 2: FID 2 B (column DB-ALC2)

Compound	Time (min)	Peak Area
Ethanol	1.376	115.081
n-Propanol	2.470	221.476

### Scottsdale Police Department Crime Lab Volatiles Analysis

Sample:	1421954	Vial:	30
Description:	[REDACTED]	LIMS ID:	[REDACTED]
Method:	ethanol quant.M	Sequence:	24May22
Instrument:	US14173023 CN14160045	Injection date:	5/24/2022 1:57:50 PM
Data file:	C:\Chem32\1\Data\24May22\30.D	Analyst:	Brooke

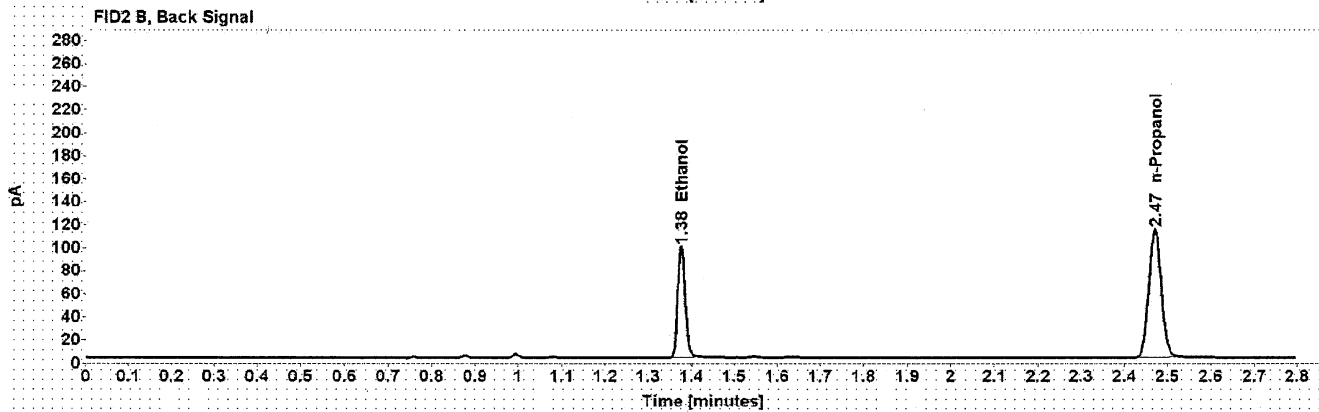
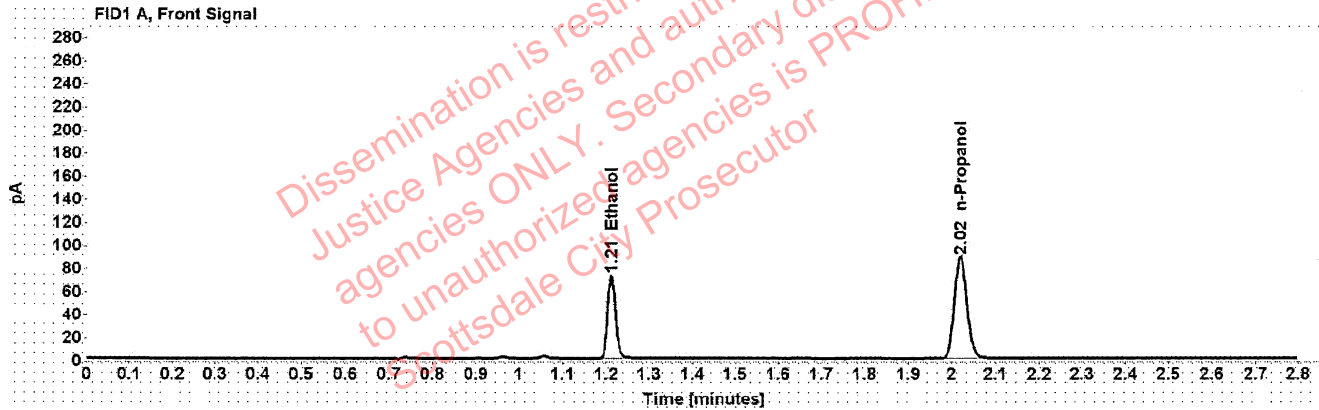


Table 1: FID 1 A (column DB-ALC1)

Compound	Amount (g/100mL)	Time (min)	Peak Area
>Ethanol	0.1440	1.212	92.357
n-Propanol	-----	2.019	176.067

Table 2: FID 2 B (column DB-ALC2)

Compound	Time (min)	Peak Area
Ethanol	1.376	117.637
n-Propanol	2.470	224.381

### Scottsdale Police Department Crime Lab Volatiles Analysis

Sample:	1421860	Vial:	32
Description:	[REDACTED]	LIMS ID:	[REDACTED]
Method:	ethanol quant.M	Sequence:	24May22
Instrument:	US14173023 CN14160045	Injection date:	5/24/2022 2:06:06 PM
Data file:	C:\Chem32\1\Data\24May22\32.D	Analyst:	Brooke

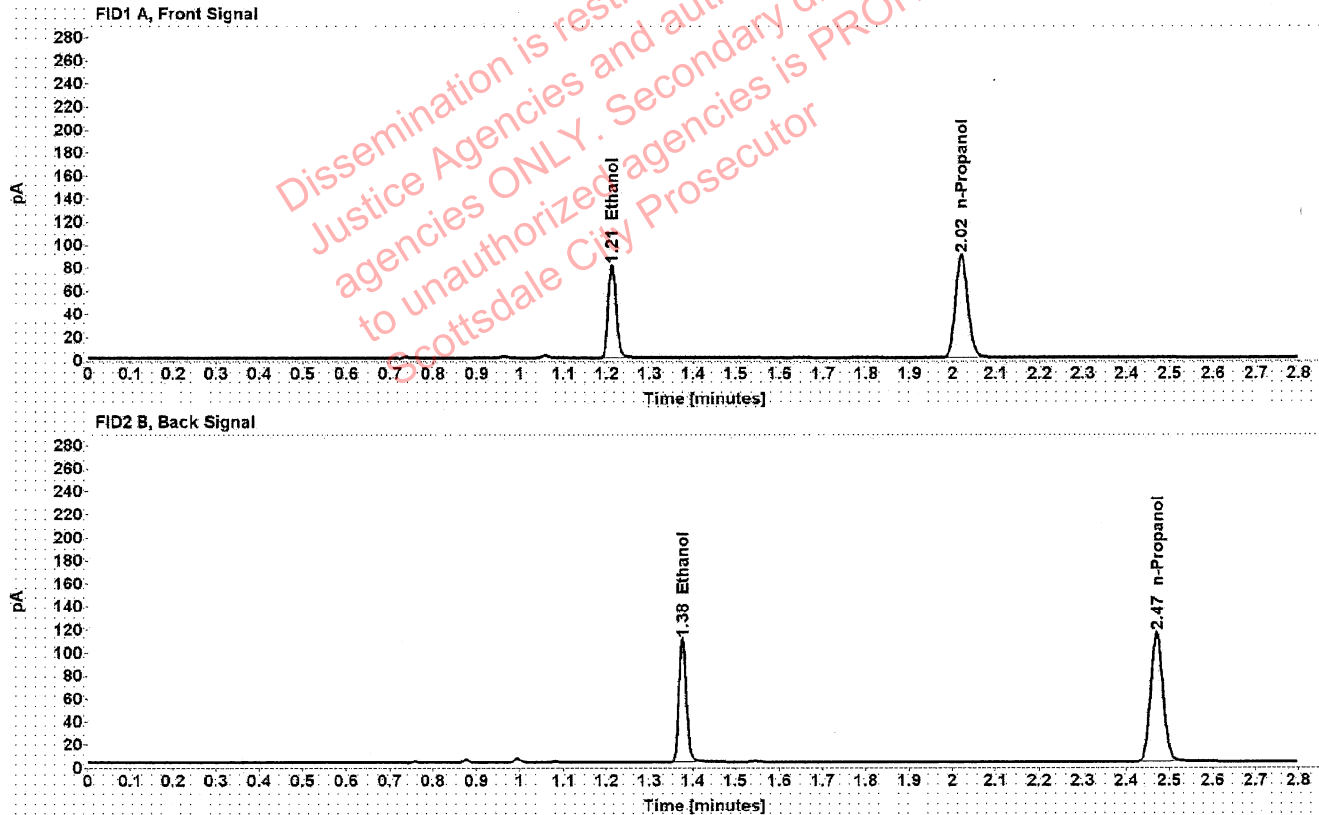


Table 1: FID 1 A (column DB-ALC1)

Compound	Amount (g/100mL)	Time (min)	Peak Area
>Ethanol	0.1585	1.212	102.596
n-Propanol	-----	2.020	177.479

Table 2: FID 2 B (column DB-ALC2)

Compound	Time (min)	Peak Area
Ethanol	1.376	131.078
n-Propanol	2.471	225.942

### Scottsdale Police Department Crime Lab Volatiles Analysis

Sample:	1421860	Vial:	33
Description:	[REDACTED]	LIMS ID:	[REDACTED]
Method:	ethanol quant.M	Sequence:	24May22
Instrument:	US14173023 CN14160045	Injection date:	5/24/2022 2:10:07 PM
Data file:	C:\Chem32\1\Data\24May22\33.D	Analyst:	Brooke

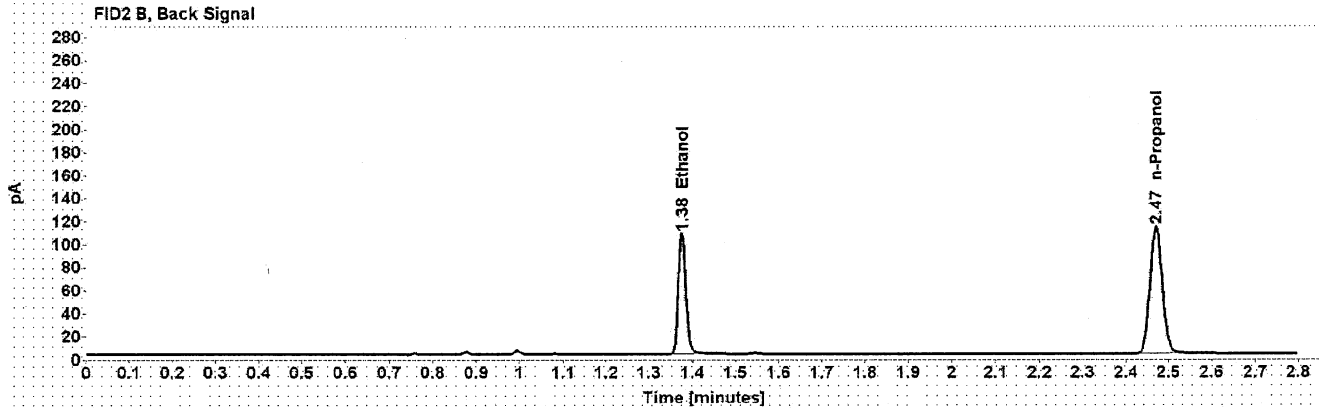
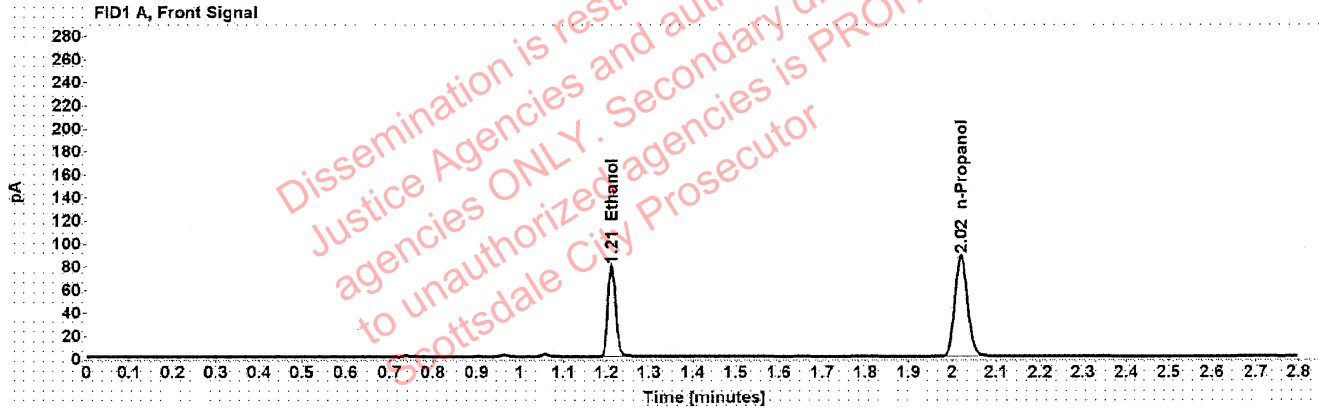


Table 1: FID 1 A (column DB-ALC1)

Compound	Amount (g/100mL)	Time (min)	Peak Area
>Ethanol	0.1581	1.212	100.603
n-Propanol	-----	2.019	174.490

Table 2: FID 2 B (column DB-ALC2)

Compound	Time (min)	Peak Area
Ethanol	1.376	128.008
n-Propanol	2.470	222.083

### Scottsdale Police Department Crime Lab Volatiles Analysis

Sample:	1421713	Vial:	34
Description:	[REDACTED]	LIMS ID:	[REDACTED]
Method:	ethanol quant.M	Sequence:	24May22
Instrument:	US14173023 CN14160045	Injection date:	5/24/2022 2:14:09 PM
Data file:	C:\Chem32\1\Data\24May22\34.D	Analyst:	Brooke

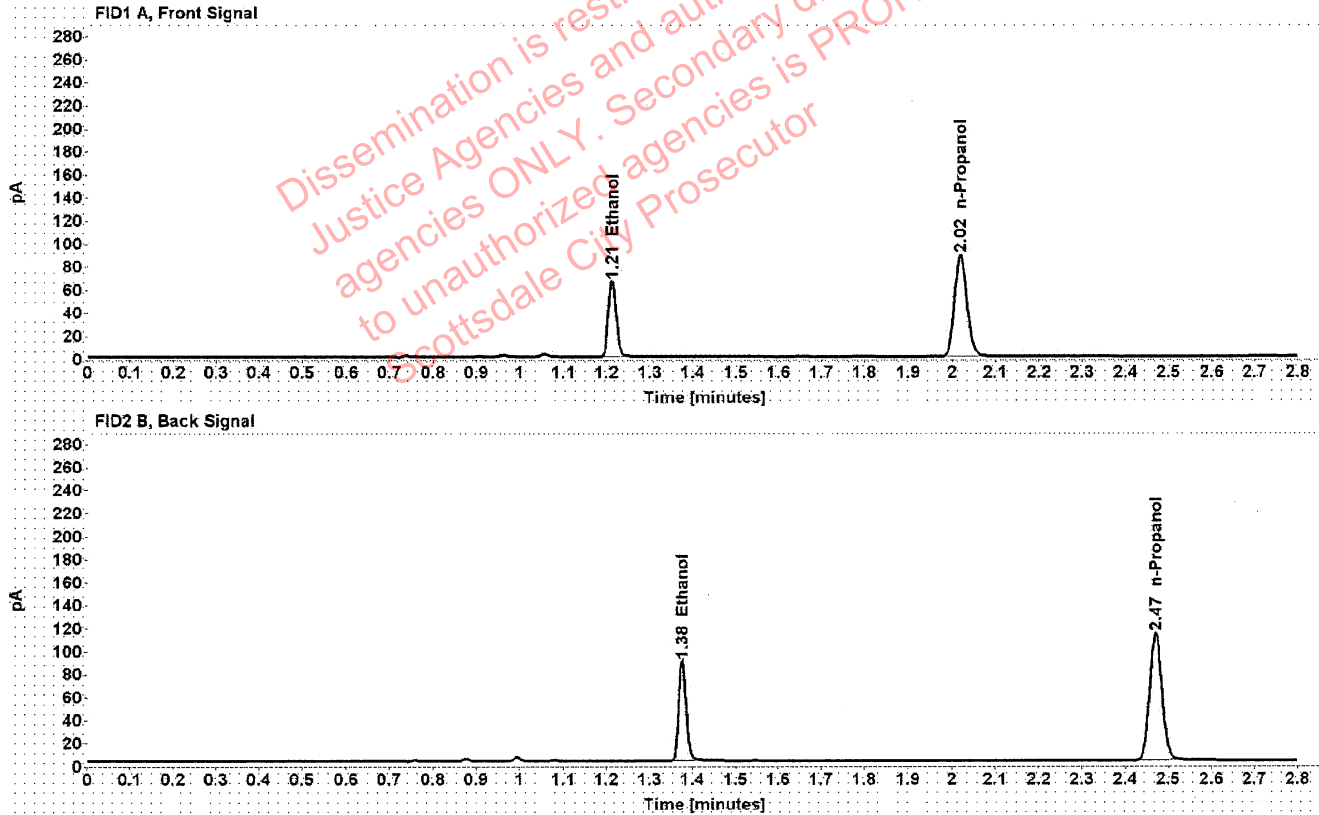


Table 1: FID 1 A (column DB-ALC1)

Compound	Amount (g/100mL)	Time (min)	Peak Area
>Ethanol	0.1308	1.212	83.386
n-Propanol	-----	2.019	175.210

Table 2: FID 2 B (column DB-ALC2)

Compound	Time (min)	Peak Area
Ethanol	1.376	106.137
n-Propanol	2.470	223.097

### Scottsdale Police Department Crime Lab Volatiles Analysis

Sample:	1421713	Vial:	35
Description:		LIMS ID:	
Method:	ethanol quant.M	Sequence:	24May22
Instrument:	US14173023 CN14160045	Injection date:	5/24/2022 2:18:08 PM
Data file:	C:\Chem32\1\Data\24May22\35.D	Analyst:	Brooke

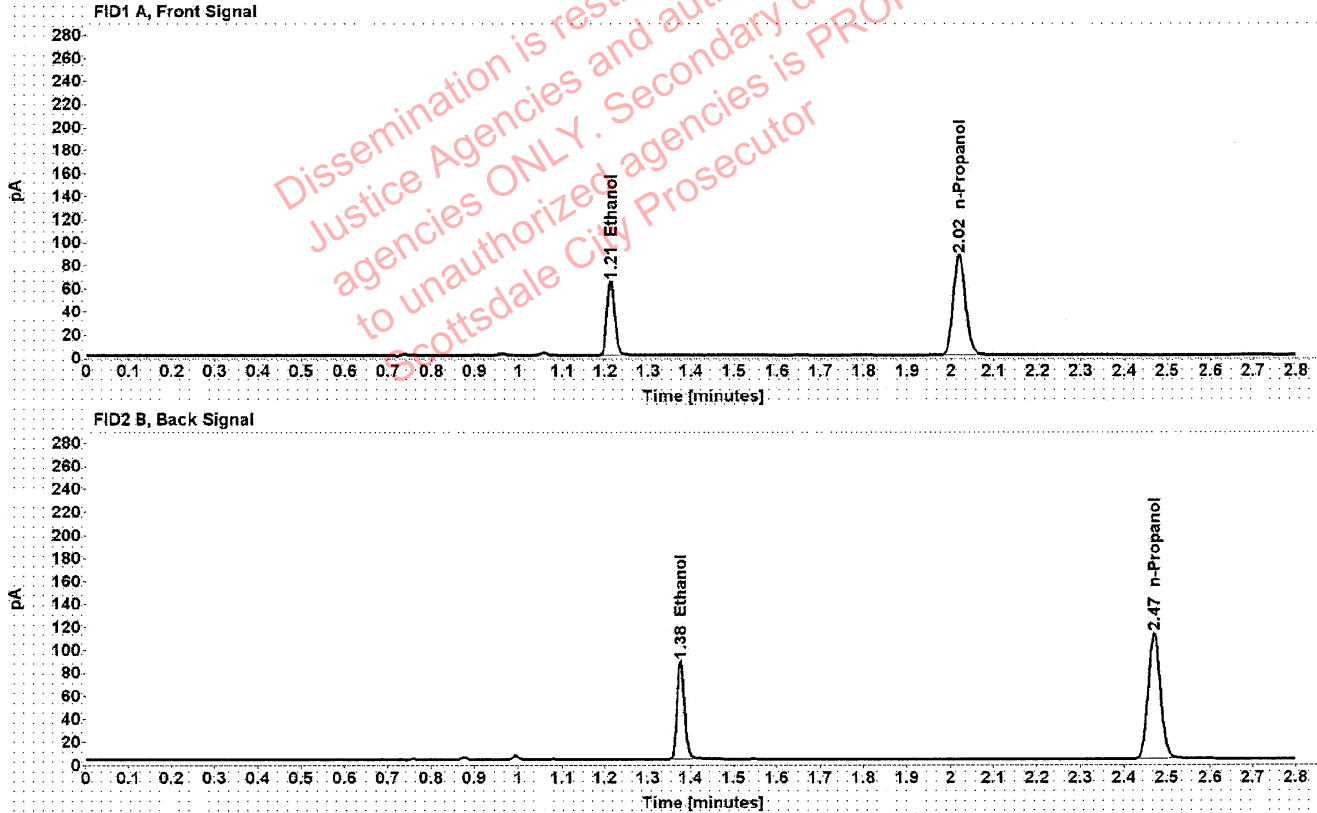


Table 1: FID 1 A (column DB-ALC1)

Compound	Amount (g/100mL)	Time (min)	Peak Area
>Ethanol	0.1297	1.212	81.488
n-Propanol	-----	2.019	172.576

Table 2: FID 2 B (column DB-ALC2)

Compound	Time (min)	Peak Area
Ethanol	1.376	103.936
n-Propanol	2.470	219.746

### Scottsdale Police Department Crime Lab Volatiles Analysis

Sample:	1417242	Vial:	36
Description:	[REDACTED]	LIMS ID:	[REDACTED]
Method:	ethanol quant.M	Sequence:	24May22
Instrument:	US14173023 CN14160045	Injection date:	5/24/2022 2:22:08 PM
Data file:	C:\Chem32\1\Data\24May22\36.D	Analyst:	Brooke

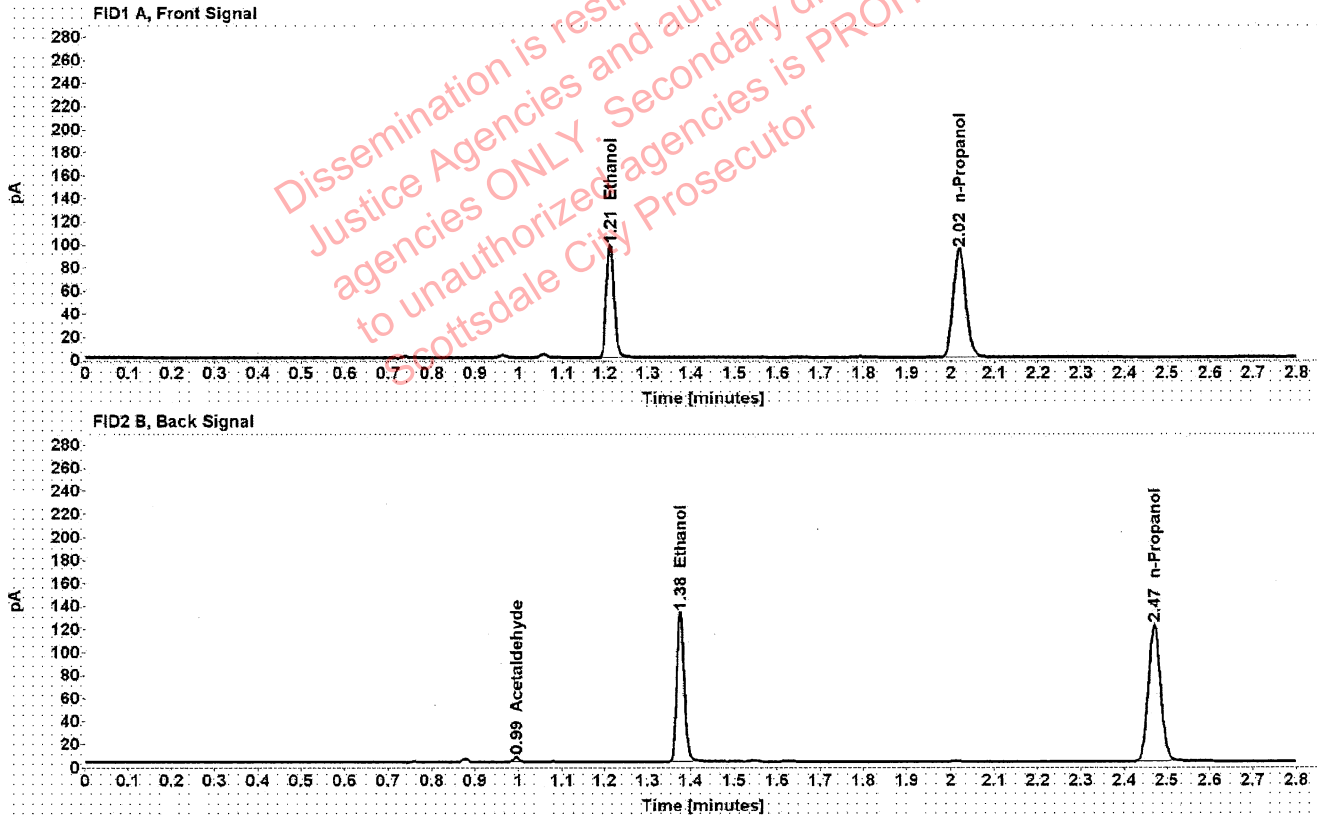


Table 1: FID 1 A (column DB-ALC1)

Compound	Amount (g/100mL)	Time (min)	Peak Area
>Ethanol	0.1820	1.212	124.340
n-Propanol	-----	2.019	187.106

Table 2: FID 2 B (column DB-ALC2)

Compound	Time (min)	Peak Area
Acetaldehyde	0.994	4.013
Ethanol	1.376	158.610
n-Propanol	2.470	238.848



### Scottsdale Police Department Crime Lab Volatiles Analysis

Sample:	1417242	Vial:	37
Description:	[REDACTED]	LIMS ID:	[REDACTED]
Method:	ethanol quant.M	Sequence:	24May22
Instrument:	US14173023 CN14160045	Injection date:	5/24/2022 2:26:22 PM
Data file:	C:\Chem32\1\Data\24May22\37.D	Analyst:	Brooke

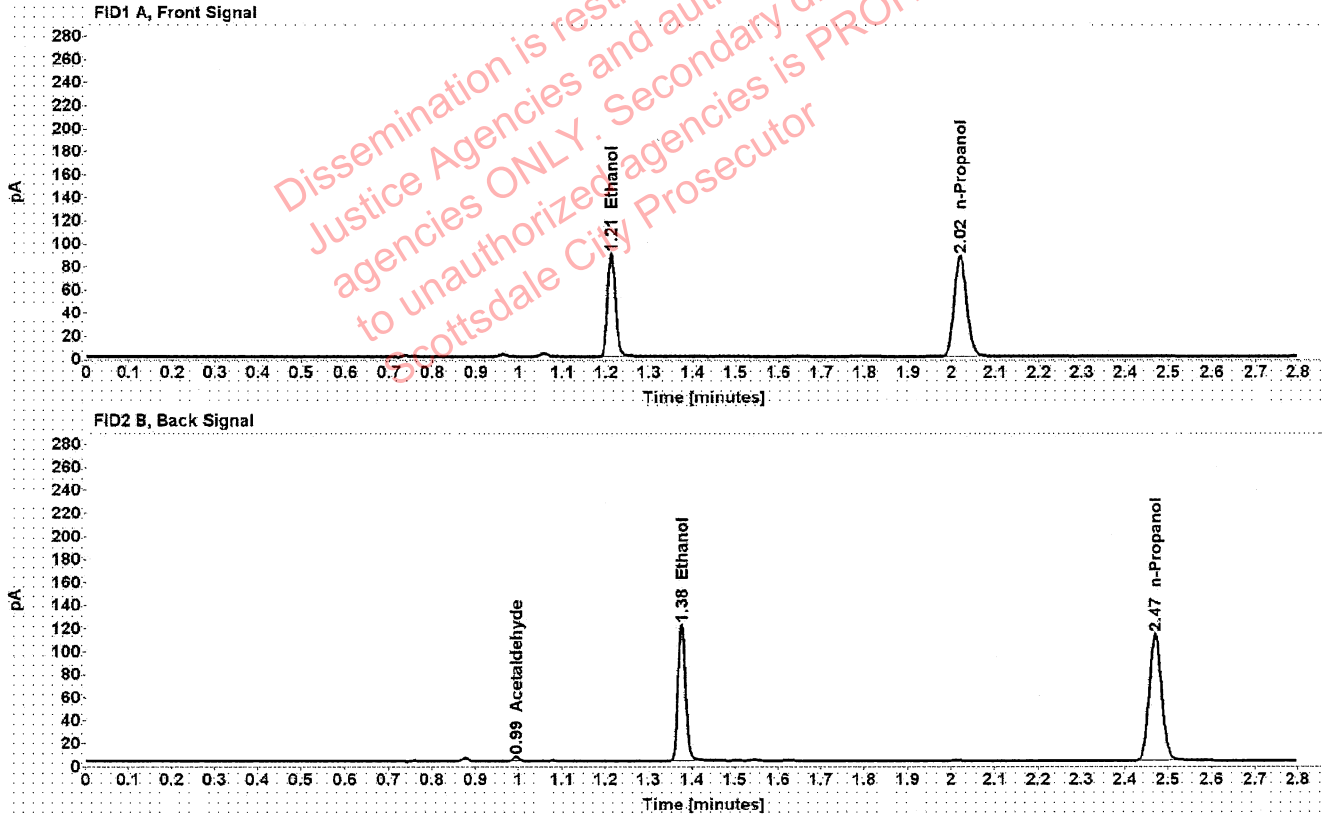


Table 1: FID 1 A (column DB-ALC1)

Compound	Amount (g/100mL)	Time (min)	Peak Area
>Ethanol	0.1793	1.212	113.796
n-Propanol	-----	2.019	173.921

Table 2: FID 2 B (column DB-ALC2)

Compound	Time (min)	Peak Area
Acetaldehyde	0.994	3.912
Ethanol	1.376	145.226
n-Propanol	2.470	221.840

### Scottsdale Police Department Crime Lab Volatiles Analysis

Sample:	1421997	Vial:	38
Description:	[REDACTED]	LIMS ID:	[REDACTED]
Method:	ethanol quant.M	Sequence:	24May22
Instrument:	US14173023 CN14160045	Injection date:	5/24/2022 2:30:23 PM
Data file:	C:\Chem32\1\Data\24May22\38.D	Analyst:	Brooke

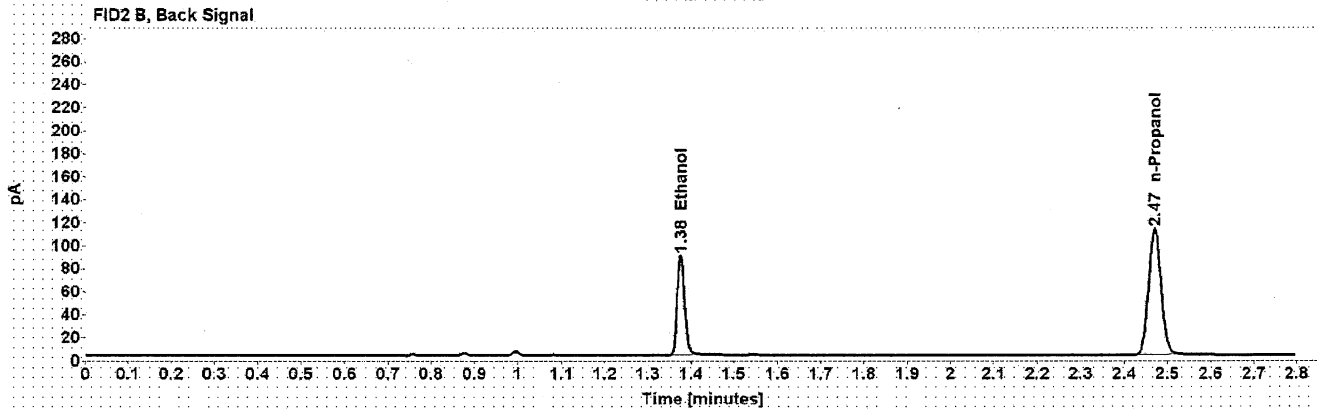
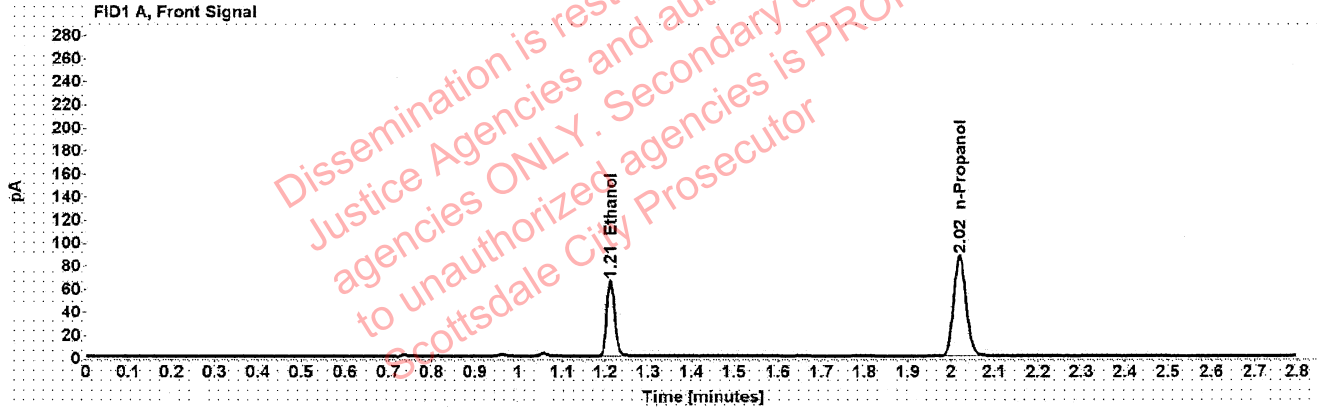


Table 1: FID 1 A (column DB-ALC1)

Compound	Amount (g/100mL)	Time (min)	Peak Area
>Ethanol	0.1320	1.212	83.291
n-Propanol	-----	2.019	173.342

Table 2: FID 2 B (column DB-ALC2)

Compound	Time (min)	Peak Area
Ethanol	1.376	105.900
n-Propanol	2.470	220.769

[REDACTED]: Brooke, Phillip - (25-May-2022)

Case: [REDACTED] User: pbrooke 5/25/2022

### Scottsdale Police Department Crime Lab Volatiles Analysis

Sample:	1421997	Vial:	39
Description:	[REDACTED]	LIMS ID:	[REDACTED]
Method:	ethanol quant.M	Sequence:	24May22
Instrument:	US14173023 CN14160045	Injection date:	5/24/2022 2:34:23 PM
Data file:	C:\Chem32\1\Data\24May22\39.D	Analyst:	Brooke

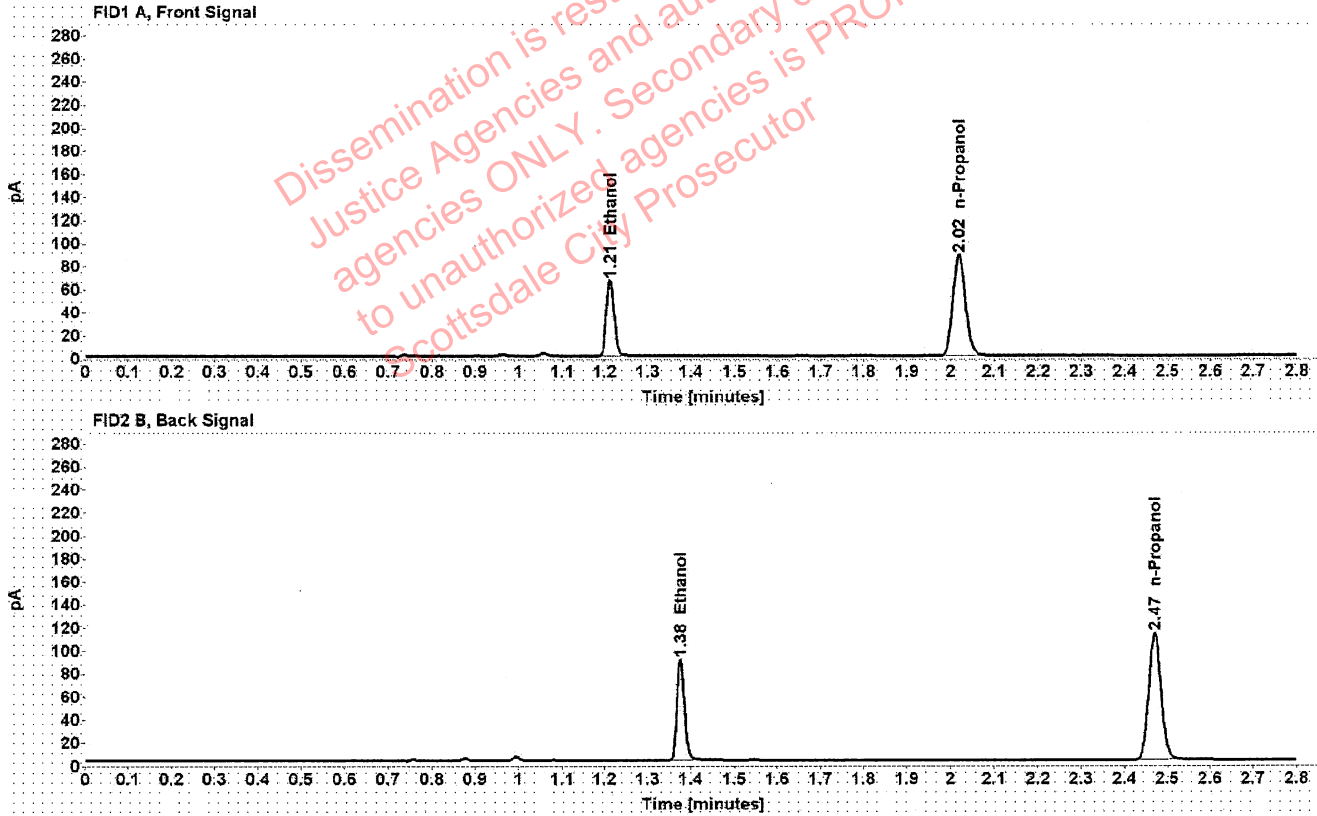


Table 1: FID 1 A (column DB-ALC1)

Compound	Amount (g/100mL)	Time (min)	Peak Area
>Ethanol	0.1328	1.212	84.290
n-Propanol	-----	2.019	174.349

Table 2: FID 2 B (column DB-ALC2)

Compound	Time (min)	Peak Area
Ethanol	1.376	107.159
n-Propanol	2.470	221.948

### Scottsdale Police Department Crime Lab Volatiles Analysis

Sample:	1422919	Vial:	40
Description:	[REDACTED]	LIMS ID:	[REDACTED]
Method:	ethanol quant.M	Sequence:	24May22
Instrument:	US14173023 CN14160045	Injection date:	5/24/2022 2:38:22 PM
Data file:	C:\Chem32\1\Data\24May22\40.D	Analyst:	Brooke

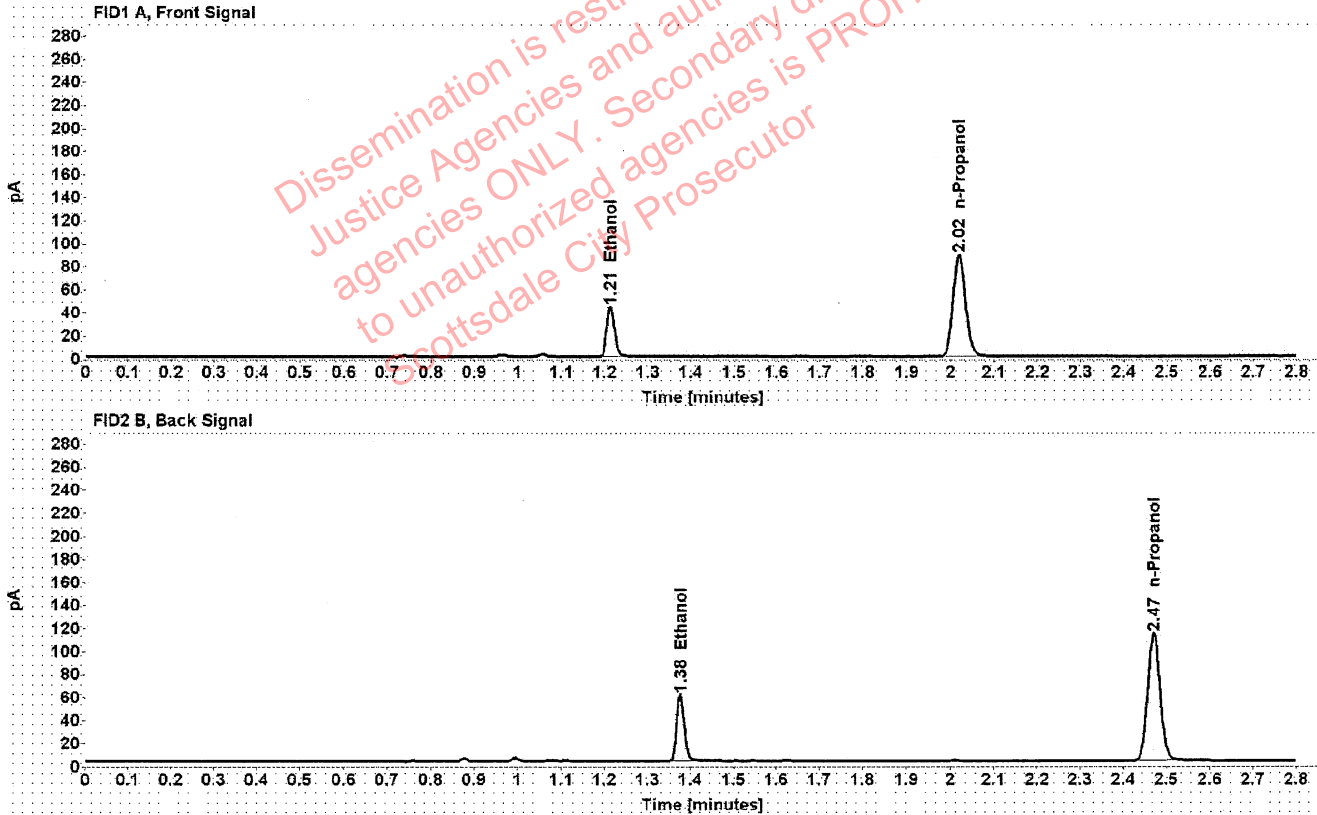


Table 1: FID 1 A (column DB-ALC1)

Compound	Amount (g/100mL)	Time (min)	Peak Area
>Ethanol	0.0870	1.213	55.109
n-Propanol	-----	2.019	175.057

Table 2: FID 2 B (column DB-ALC2)

Compound	Time (min)	Peak Area
Ethanol	1.377	70.164
n-Propanol	2.470	223.169

### Scottsdale Police Department Crime Lab Volatiles Analysis

Sample:	1422919	Vial:	41
Description:	[REDACTED]	LIMS ID:	[REDACTED]
Method:	ethanol quant.M	Sequence:	24May22
Instrument:	US14173023 CN14160045	Injection date:	5/24/2022 2:42:23 PM
Data file:	C:\Chem32\1\Data\24May22\41.D	Analyst:	Brooke

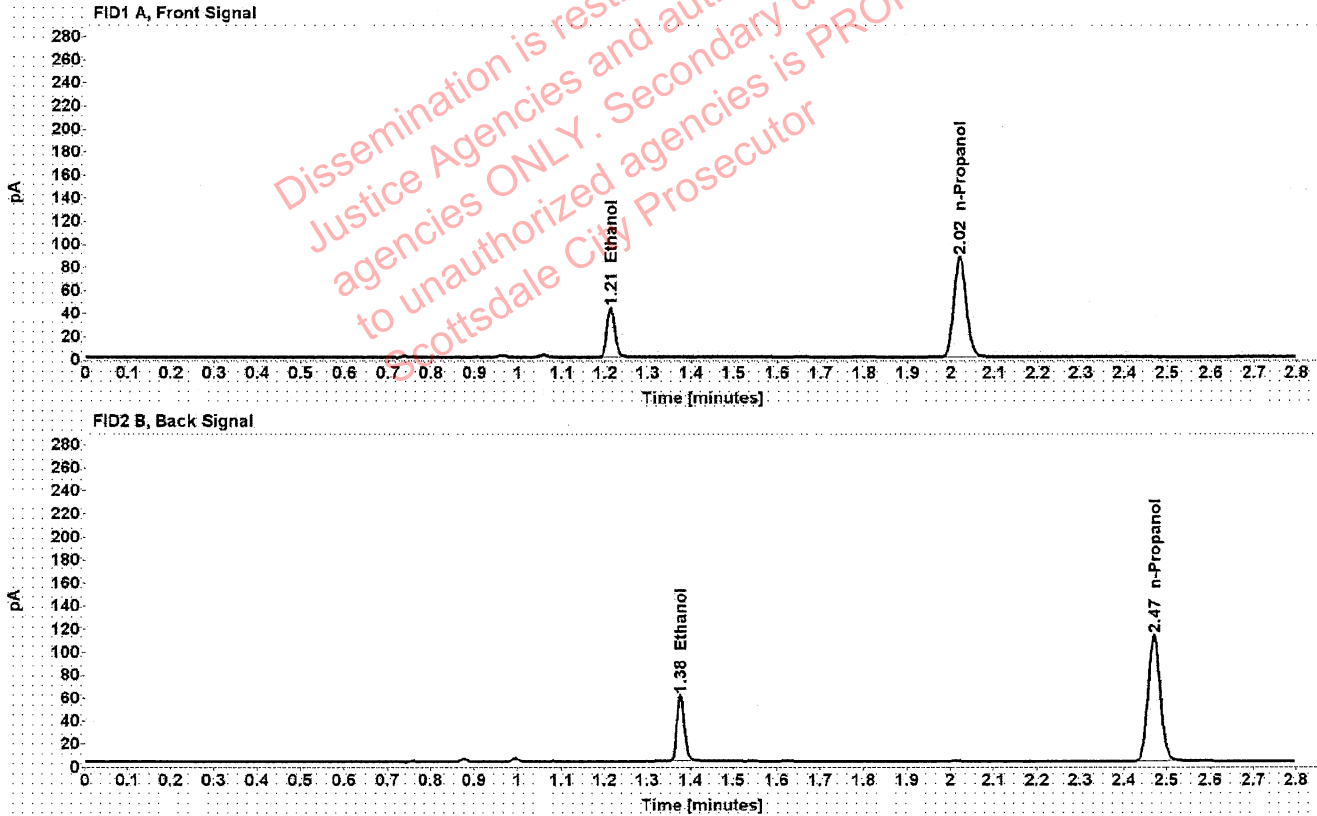


Table 1: FID 1 A (column DB-ALC1)

Compound	Amount (g/100mL)	Time (min)	Peak Area
>Ethanol	0.0872	1.213	54.748
n-Propanol	-----	2.020	173.412

Table 2: FID 2 B (column DB-ALC2)

Compound	Time (min)	Peak Area
Ethanol	1.377	69.774
n-Propanol	2.471	221.191

Brooke, Phillip - (25-May-2022)

Case: User: pbrooke 5/25/2022

### Scottsdale Police Department Crime Lab Volatiles Analysis

Sample:	1422929	Vial:	43
Description:		LIMS ID:	
Method:	ethanol quant.M	Sequence:	24May22
Instrument:	US14173023 CN14160045	Injection date:	5/24/2022 2:50:37 PM
Data file:	C:\Chem32\1\Data\24May22\43.D	Analyst:	Brooke

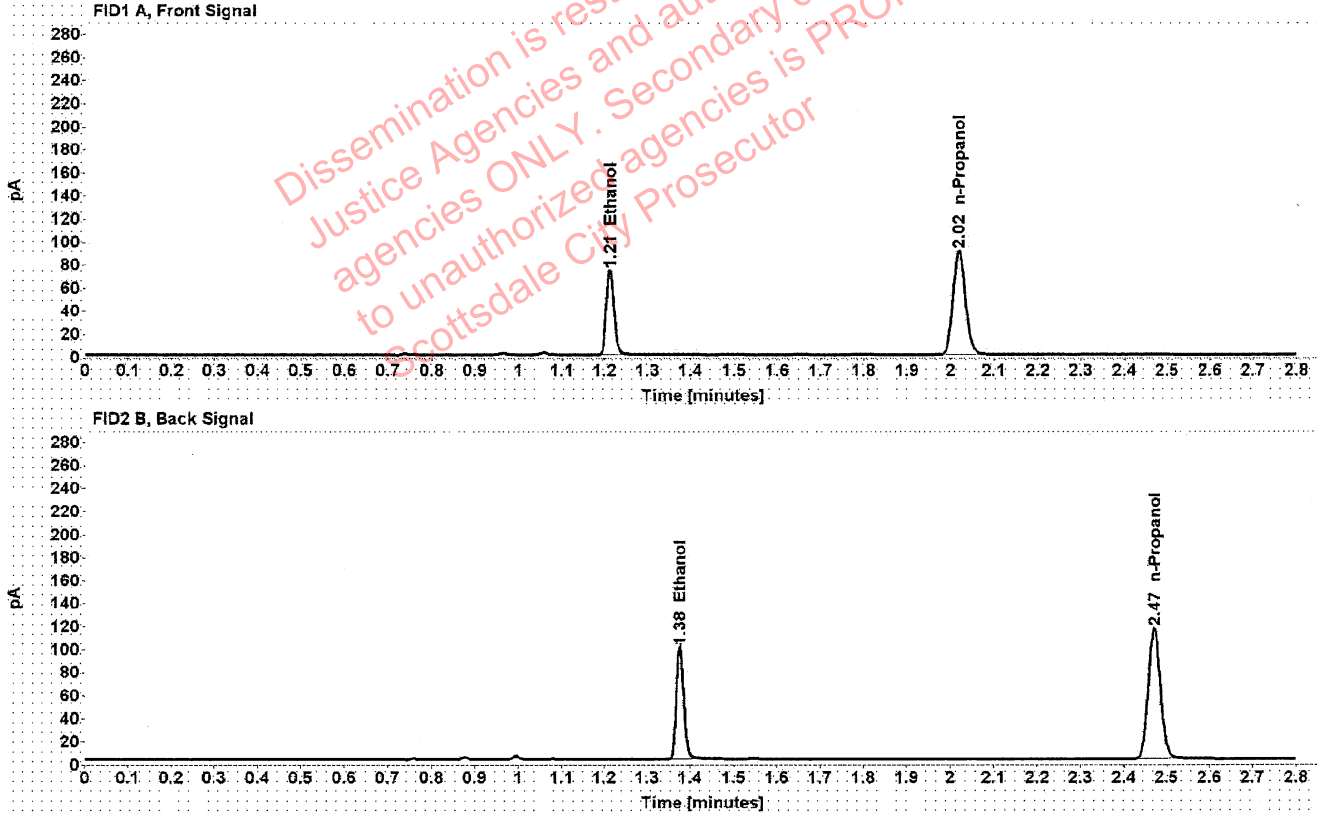


Table 1: FID 1 A (column DB-ALC1)

Compound	Amount (g/100mL)	Time (min)	Peak Area
>Ethanol	0.1434	1.212	93.602
n-Propanol	-----	2.020	179.233

Table 2: FID 2 B (column DB-ALC2)

Compound	Time (min)	Peak Area
Ethanol	1.376	119.060
n-Propanol	2.471	228.086

### Scottsdale Police Department Crime Lab Volatiles Analysis

Sample:	1422929	Vial:	44
Description:	[REDACTED]	LIMS ID:	[REDACTED]
Method:	ethanol quant.M	Sequence:	24May22
Instrument:	US14173023 CN14160045	Injection date:	5/24/2022 2:54:37 PM
Data file:	C:\Chem32\1\Data\24May22\44.D	Analyst:	Brooke

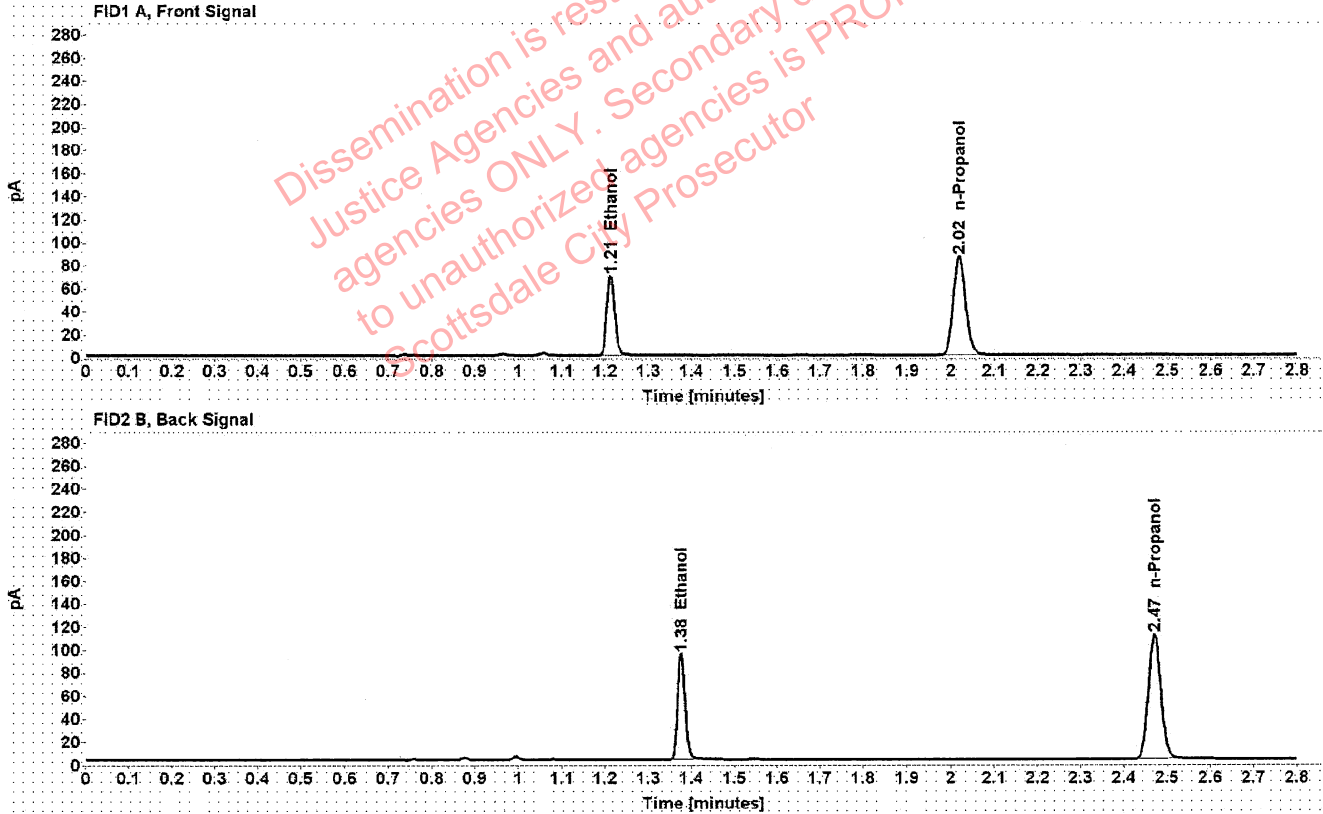


Table 1: FID 1 A (column DB-ALC1)

Compound	Amount (g/100mL)	Time (min)	Peak Area
>Ethanol	0.1415	1.212	88.092
n-Propanol	-----	2.019	170.890

Table 2: FID 2 B (column DB-ALC2)

Compound	Time (min)	Peak Area
Ethanol	1.376	112.098
n-Propanol	2.470	217.523

### Scottsdale Police Department Crime Lab Volatiles Analysis

Sample:	1422950	Vial:	45
Description:	[REDACTED]	LIMS ID:	[REDACTED]
Method:	ethanol quant.M	Sequence:	24May22
Instrument:	US14173023 CN14160045	Injection date:	5/24/2022 2:58:37 PM
Data file:	C:\Chem32\1\Data\24May22\45.D	Analyst:	Brooke

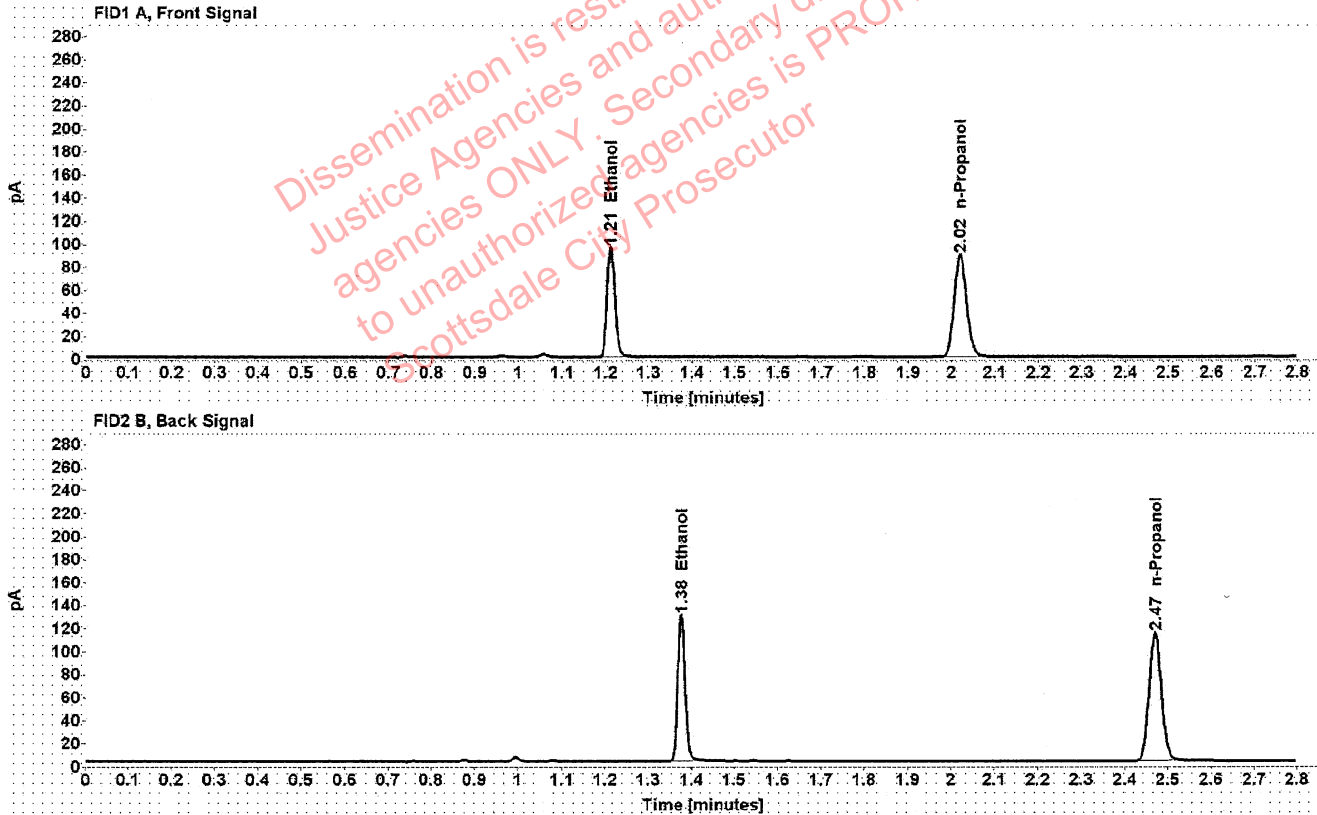


Table 1: FID 1 A (column DB-ALC1)

Compound	Amount (g/100mL)	Time (min)	Peak Area
>Ethanol	0.1886	1.212	121.502
n-Propanol	-----	2.019	176.393

Table 2: FID 2 B (column DB-ALC2)

Compound	Time (min)	Peak Area
Ethanol	1.376	154.939
n-Propanol	2.471	224.731



### Scottsdale Police Department Crime Lab Volatiles Analysis

Sample: 1422950	Vial: 46
Description: [REDACTED]	LIMS ID: [REDACTED]
Method: ethanol quant.M	Sequence: 24May22
Instrument: US14173023 CN14160045	Injection date: 5/24/2022 3:02:37 PM
Data file: C:\Chem32\11\Data\24May22\46.D	Analyst: Brooke

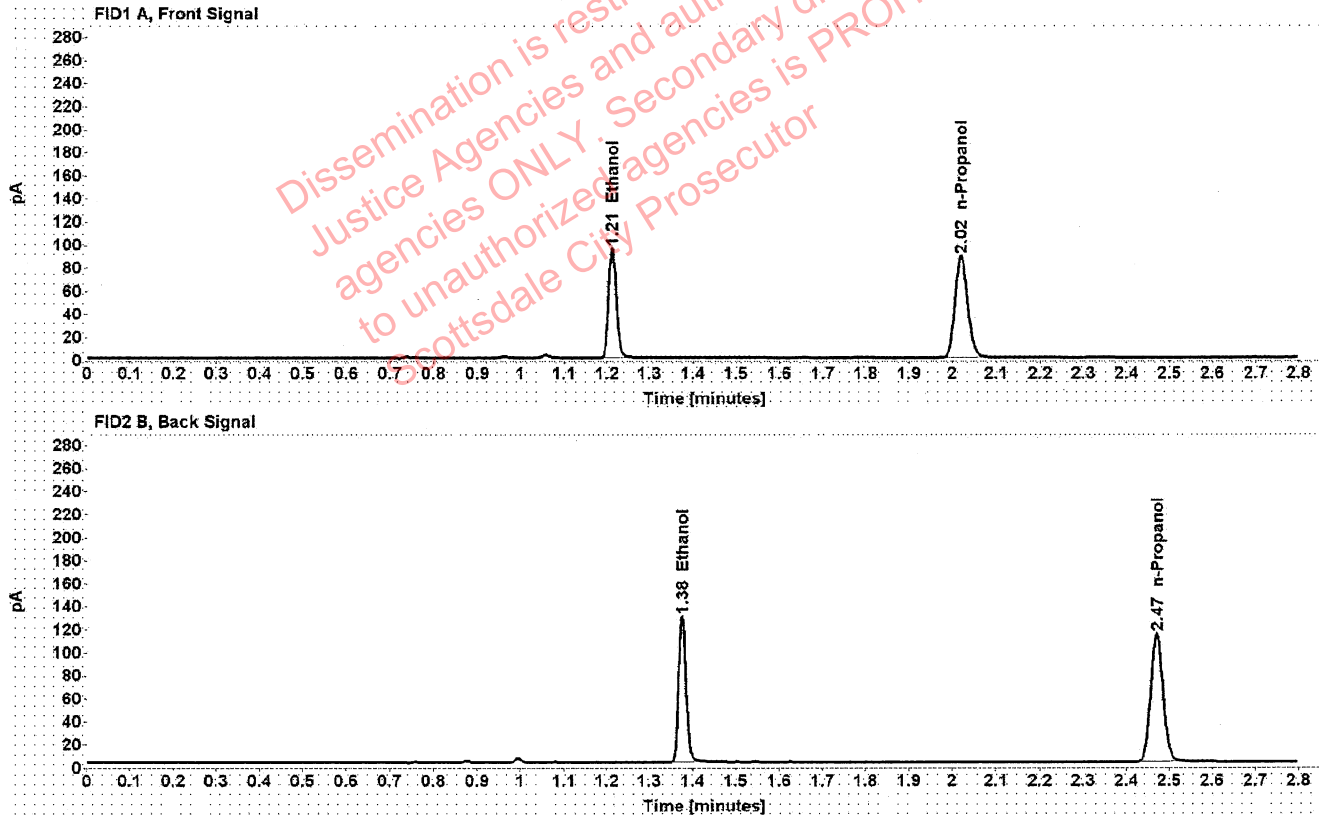


Table 1: FID 1 A (column DB-ALC1)

Compound	Amount (g/100mL)	Time (min)	Peak Area
>Ethanol	0.1888	1.212	121.213
n-Propanol	-----	2.020	175.779

Table 2: FID 2 B (column DB-ALC2)

Compound	Time (min)	Peak Area
Ethanol	1.376	154.519
n-Propanol	2.470	223.925

### Scottsdale Police Department Crime Lab Volatiles Analysis

Sample:	1422932	Vial:	47
Description:	[REDACTED]	LIMS ID:	[REDACTED]
Method:	ethanol quant.M	Sequence:	24May22
Instrument:	US14173023 CN14160045	Injection date:	5/24/2022 3:06:38 PM
Data file:	C:\Chem32\1\Data\24May22\47.D	Analyst:	Brooke

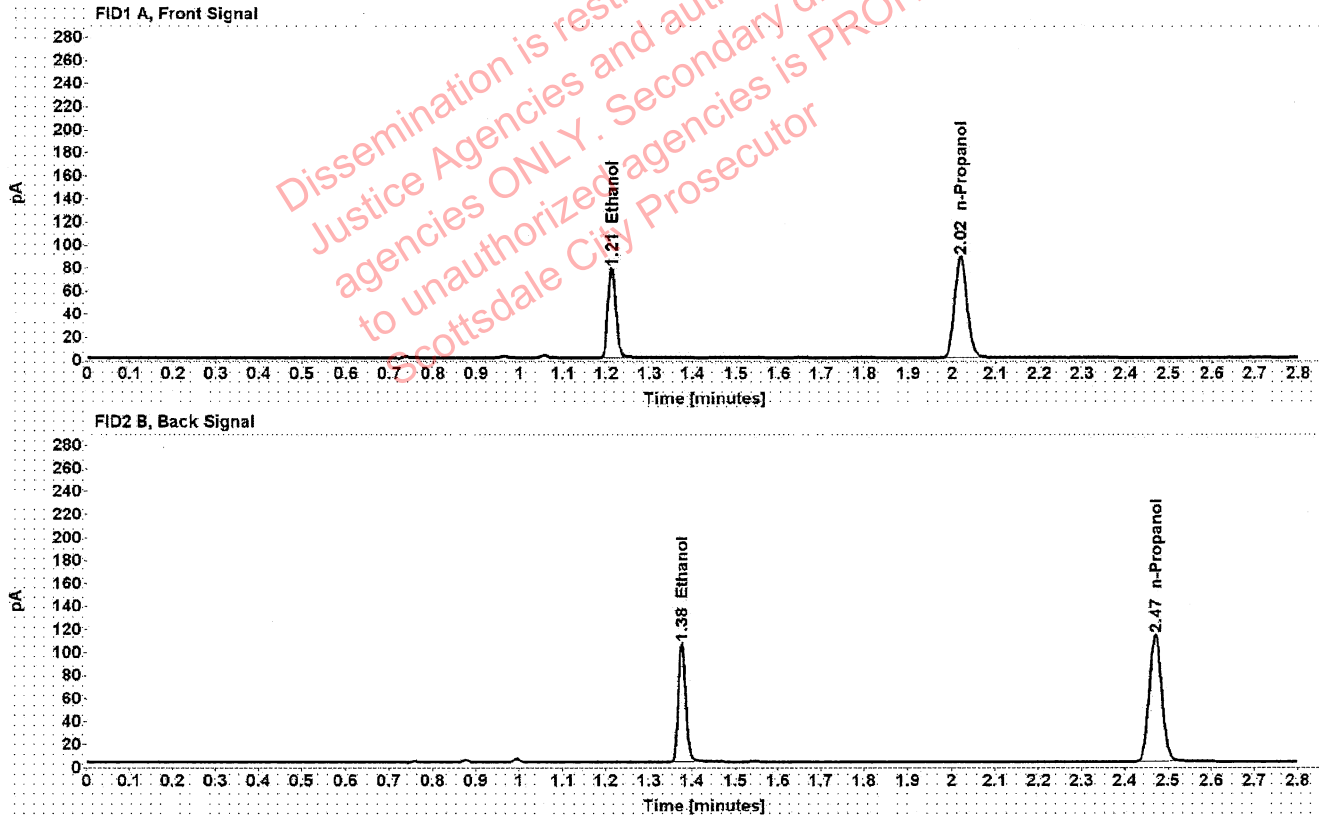


Table 1: FID 1 A (column DB-ALC1)

Compound	Amount (g/100mL)	Time (min)	Peak Area
>Ethanol	0.1556	1.212	99.124
n-Propanol	-----	2.020	174.700

Table 2: FID 2 B (column DB-ALC2)

Compound	Time (min)	Peak Area
Ethanol	1.376	126.435
n-Propanol	2.471	222.297

### Scottsdale Police Department Crime Lab Volatiles Analysis

Sample:	1422932	Vial:	48
Description:		LIMS ID:	
Method:	ethanol quant.M	Sequence:	24May22
Instrument:	US14173023 CN14160045	Injection date:	5/24/2022 3:10:38 PM
Data file:	C:\Chem32\1\Data\24May22\48.D	Analyst:	Brooke

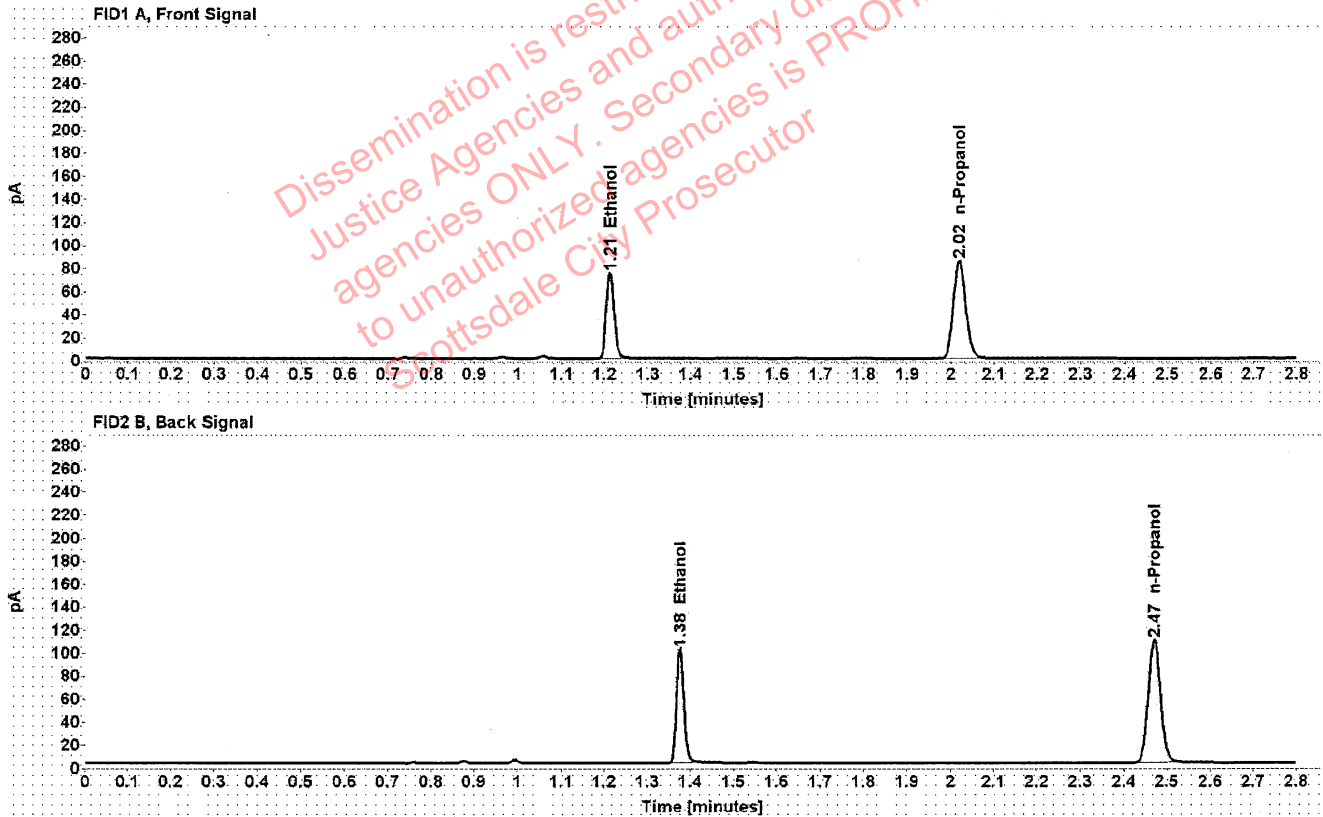


Table 1: FID 1 A (column DB-ALC1)

Compound	Amount (g/100mL)	Time (min)	Peak Area
>Ethanol	0.1542	1.212	94.806
n-Propanol	-----	2.019	168.636

Table 2: FID 2 B (column DB-ALC2)

Compound	Time (min)	Peak Area
Ethanol	1.376	120.613
n-Propanol	2.470	214.783

### Scottsdale Police Department Crime Lab Volatiles Analysis

Sample:	1420655	Vial:	49
Description:	[REDACTED]	LIMS ID:	[REDACTED]
Method:	ethanol quant.M	Sequence:	24May22
Instrument:	US14173023 CN14160045	Injection date:	5/24/2022 3:14:54 PM
Data file:	C:\Chem32\1\Data\24May22\49.D	Analyst:	Brooke

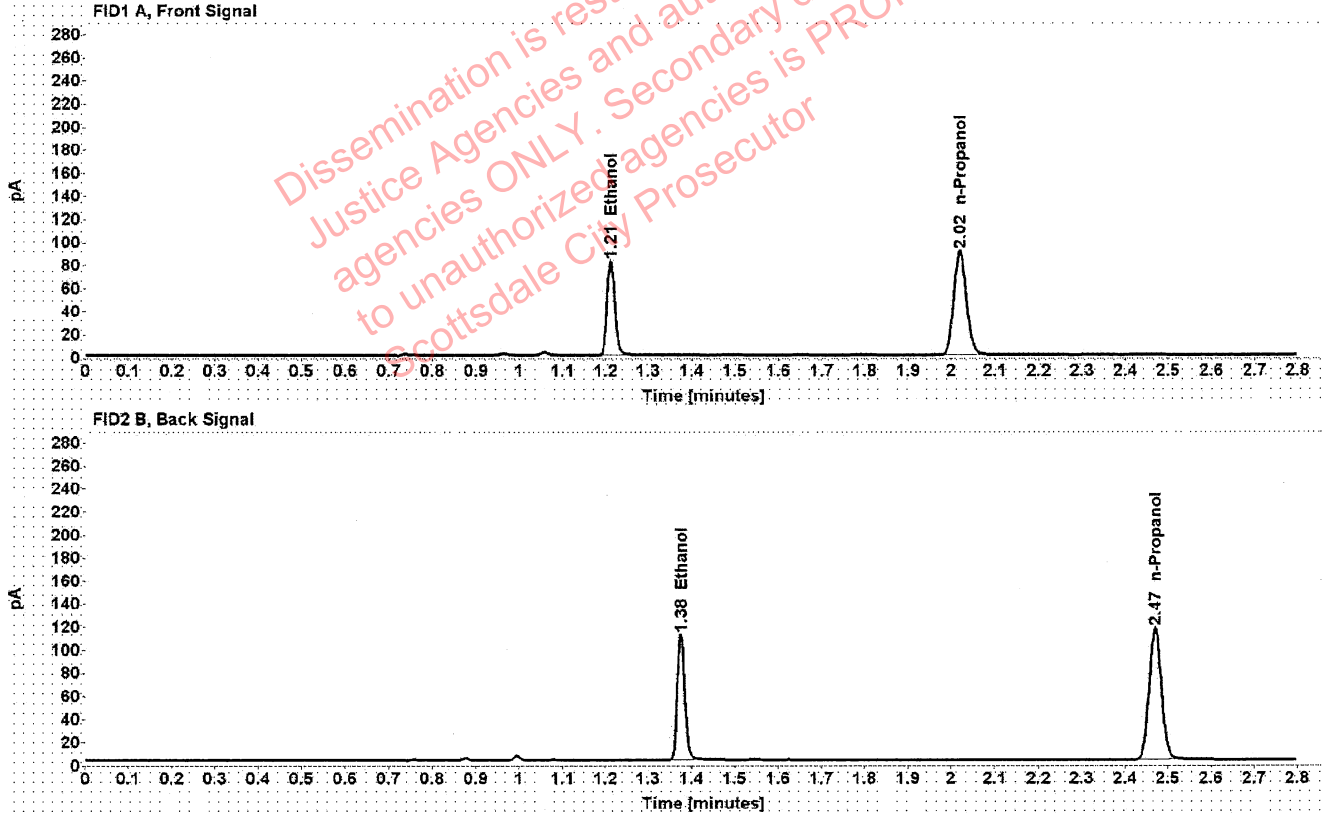


Table 1: FID 1 A (column DB-ALC1)

Compound	Amount (g/100mL)	Time (min)	Peak Area
>Ethanol	0.1592	1.212	104.407
n-Propanol	-----	2.019	179.889

Table 2: FID 2 B (column DB-ALC2)

Compound	Time (min)	Peak Area
Ethanol	1.376	132.992
n-Propanol	2.470	229.164

Brooke, Phillip - (25-May-2022)

Case: User: pbrooke 5/25/2022

### Scottsdale Police Department Crime Lab Volatiles Analysis

Sample:	1420655	Vial:	50
Description:		LIMS ID:	
Method:	ethanol quant.M	Sequence:	24May22
Instrument:	US14173023 CN14160045	Injection date:	5/24/2022 3:18:52 PM
Data file:	C:\Chem32\1\Data\24May22\50.D	Analyst:	Brooke

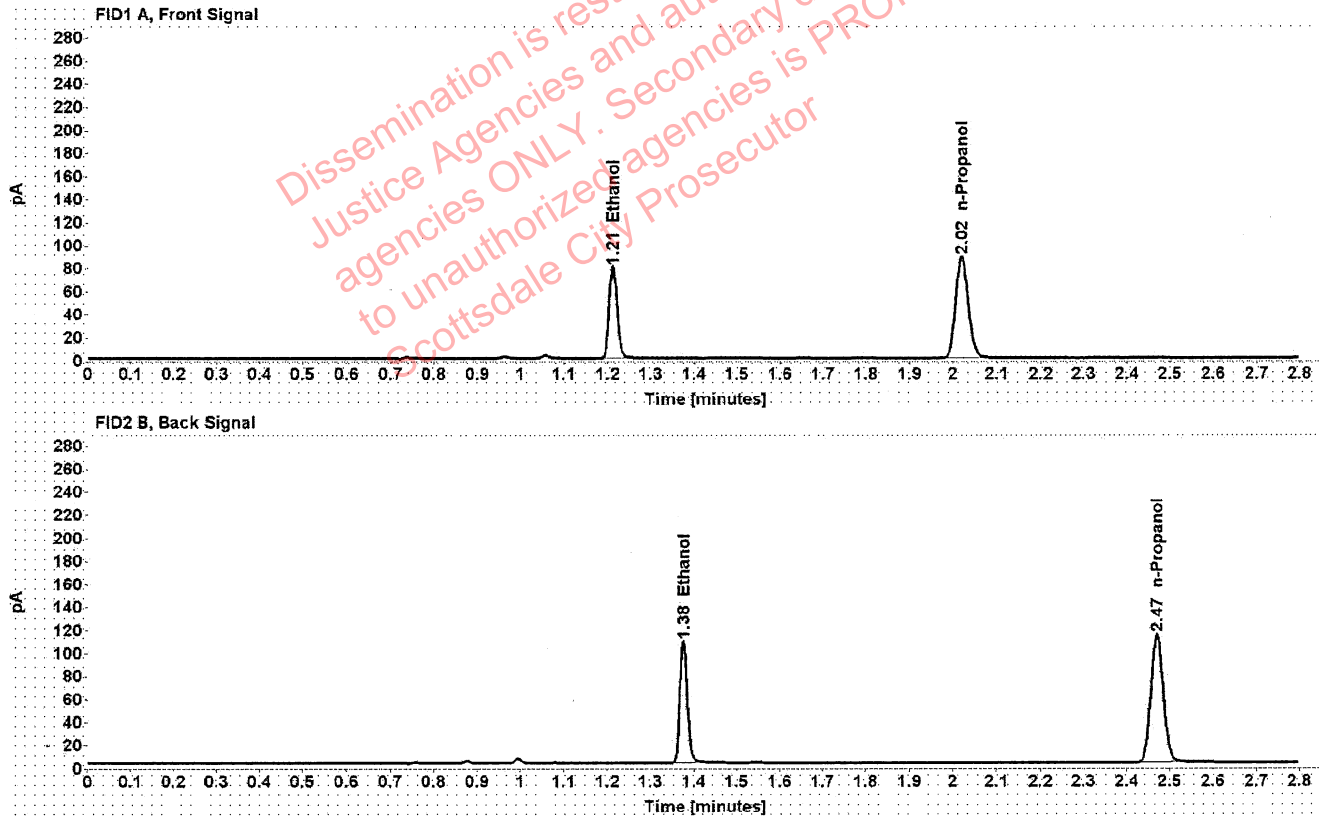


Table 1: FID 1 A (column DB-ALC1)

Compound	Amount (g/100mL)	Time (min)	Peak Area
>Ethanol	0.1581	1.212	101.437
n-Propanol	-----	2.019	175.926

Table 2: FID 2 B (column DB-ALC2)

Compound	Time (min)	Peak Area
Ethanol	1.376	129.353
n-Propanol	2.470	224.224

## Scottsdale Police Department Crime Lab Volatiles Analysis

Sample:	1423413	Vial:	51
Description:	[REDACTED]	LIMS ID:	[REDACTED]
Method:	ethanol quant.M	Sequence:	24May22
Instrument:	US14173023 CN14160045	Injection date:	5/24/2022 3:22:54 PM
Data file:	C:\Chem32\1\Data\24May22\51.D	Analyst:	Brooke

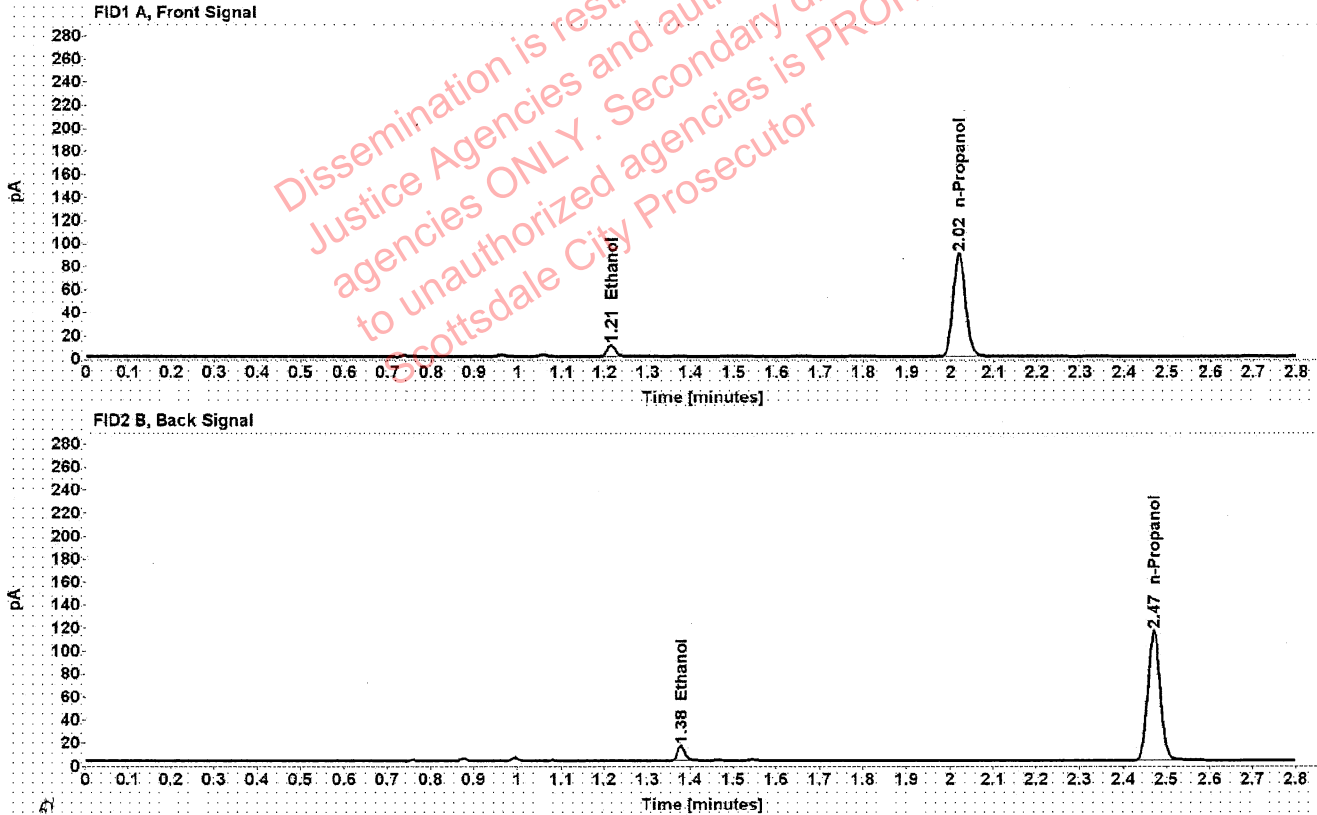


Table 1: FID 1 A (column DB-ALC1)

Compound	Amount (g/100mL)	Time (min)	Peak Area
>Ethanol	0.0202	1.215	12.315
n-Propanol	-----	2.019	177.587

Table 2: FID 2 B (column DB-ALC2)

Compound	Time (min)	Peak Area
Ethanol	1.378	15.957
n-Propanol	2.470	226.543

### Scottsdale Police Department Crime Lab Volatiles Analysis

Sample:	1423413	Vial:	52
Description:	[REDACTED]	LIMS ID:	[REDACTED]
Method:	ethanol quant.M	Sequence:	24May22
Instrument:	US14173023 CN14160045	Injection date:	5/24/2022 3:26:54 PM
Data file:	C:\Chem32\1\Data\24May22\52.D	Analyst:	Brooke

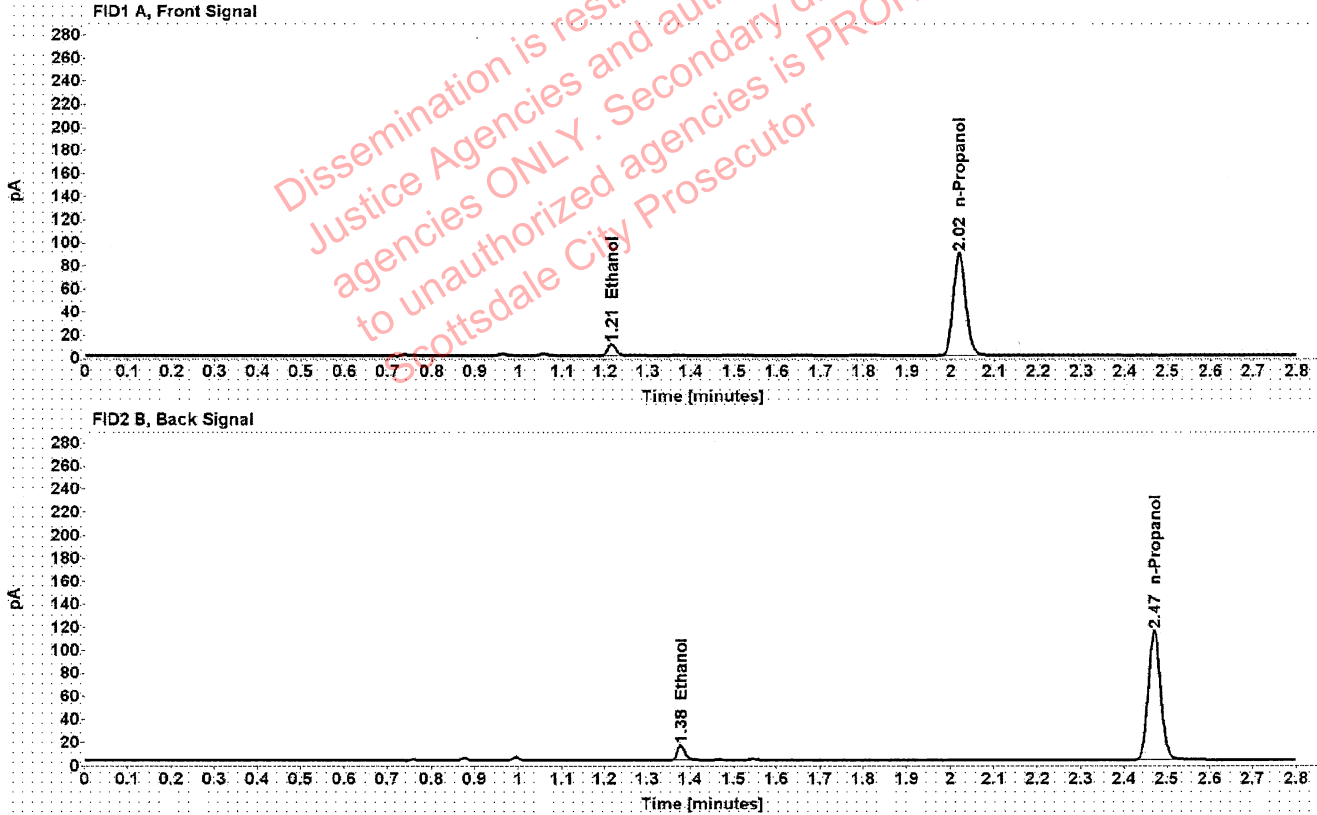


Table 1: FID 1 A (column DB-ALC1)

Compound	Amount (g/100mL)	Time (min)	Peak Area
>Ethanol	0.0201	1.215	12.184
n-Propanol	-----	2.020	176.830

Table 2: FID 2 B (column DB-ALC2)

Compound	Time (min)	Peak Area
Ethanol	1.378	15.782
n-Propanol	2.471	225.611

[REDACTED]: Brooke, Phillip - (25-May-2022)

Case: [REDACTED] User: pbrooke 5/25/2022

### Scottsdale Police Department Crime Lab Volatiles Analysis

Sample:	1423709	Vial:	54
Description:	[REDACTED]	LIMS ID:	[REDACTED]
Method:	ethanol quant.M	Sequence:	24May22
Instrument:	US14173023 CN14160045	Injection date:	5/24/2022 3:34:52 PM
Data file:	C:\Chem32\1\Data\24May22\54.D	Analyst:	Brooke

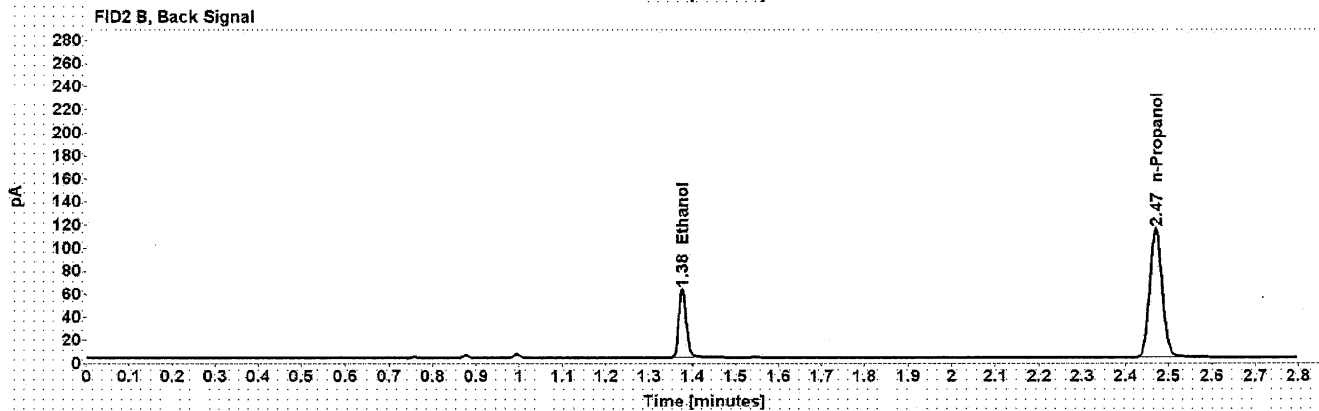
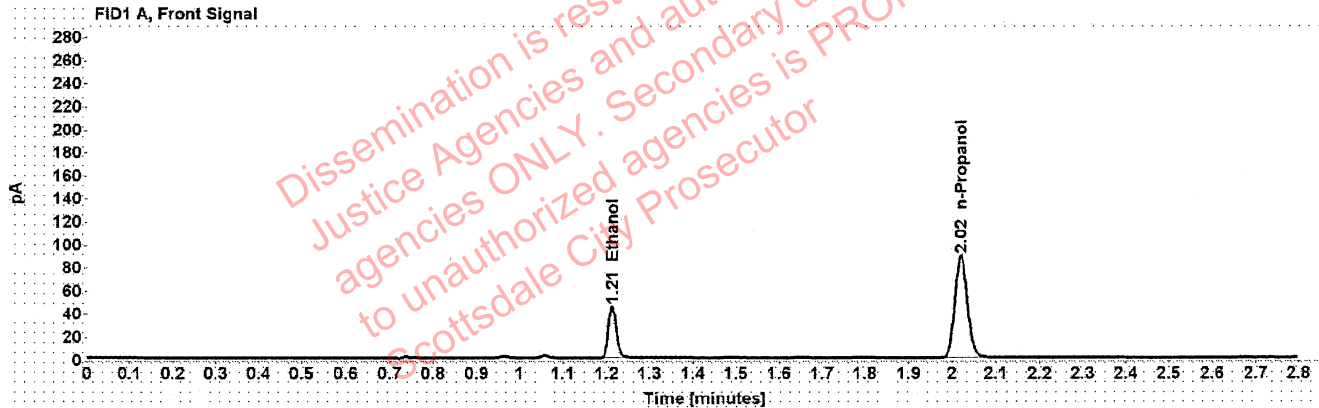


Table 1: FID 1 A (column DB-ALC1)

Compound	Amount (g/100mL)	Time (min)	Peak Area
>Ethanol	0.0893	1.213	57.073
n-Propanol	-----	2.020	176.458

Table 2: FID 2 B (column DB-ALC2)

Compound	Time (min)	Peak Area
Ethanol	1.377	72.480
n-Propanol	2.471	224.933



### Scottsdale Police Department Crime Lab Volatiles Analysis

Sample:	1423709	Vial:	55
Description:	[REDACTED]	LIMS ID:	[REDACTED]
Method:	ethanol quant.M	Sequence:	24May22
Instrument:	US14173023 CN14160045	Injection date:	5/24/2022 3:39:07 PM
Data file:	C:\Chem32\1\Data\24May22\55.D	Analyst:	Brooke

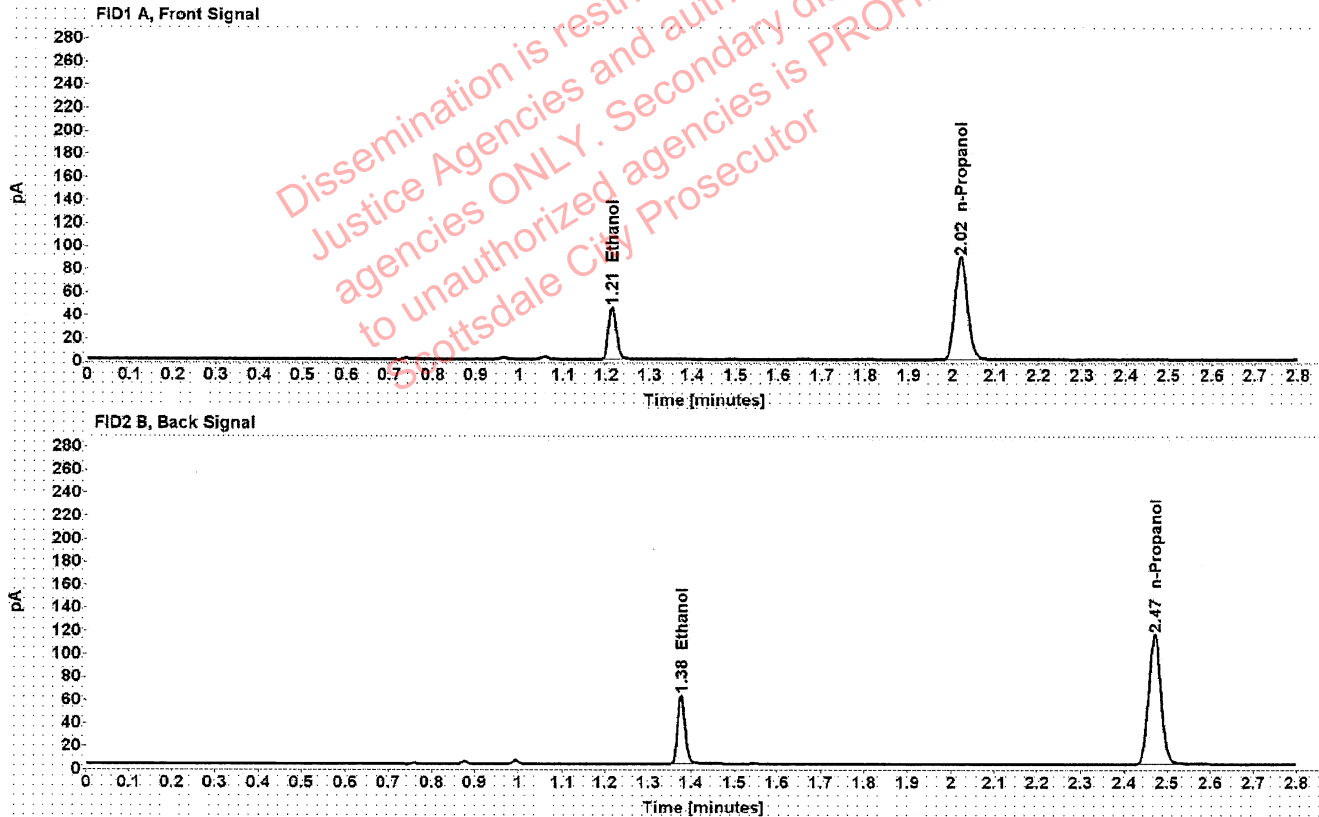


Table 1: FID 1 A (column DB-ALC1)

Compound	Amount (g/100mL)	Time (min)	Peak Area
>Ethanol	0.0896	1.213	57.528
n-Propanol	-----	2.019	177.322

Table 2: FID 2 B (column DB-ALC2)

Compound	Time (min)	Peak Area
Ethanol	1.377	73.146
n-Propanol	2.470	226.063

### Scottsdale Police Department Crime Lab Volatiles Analysis

Sample:	1423247	Vial:	56
Description:	[REDACTED]	LIMS ID:	[REDACTED]
Method:	ethanol quant.M	Sequence:	24May22
Instrument:	US14173023 CN14160045	Injection date:	5/24/2022 3:43:07 PM
Data file:	C:\Chem32\1\Data\24May22\56.D	Analyst:	Brooke

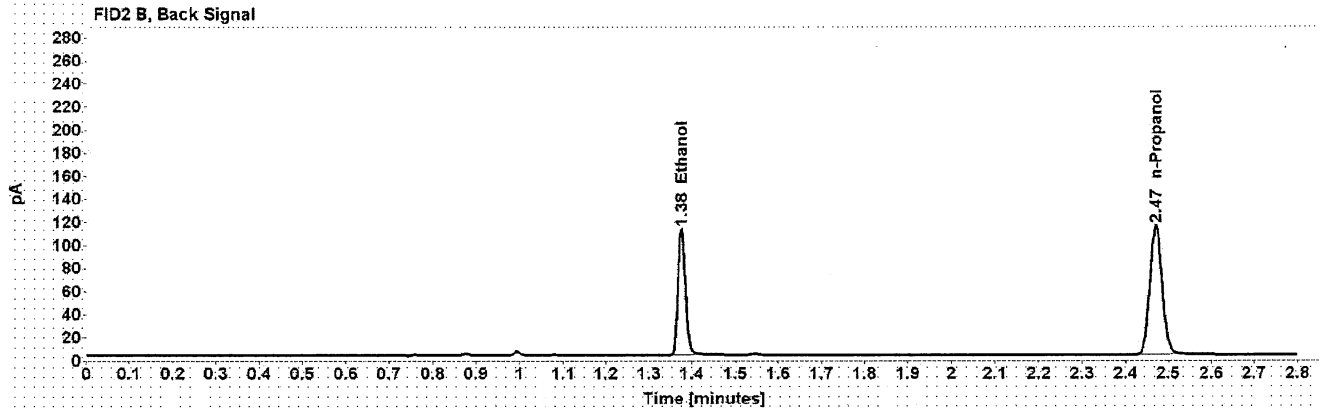
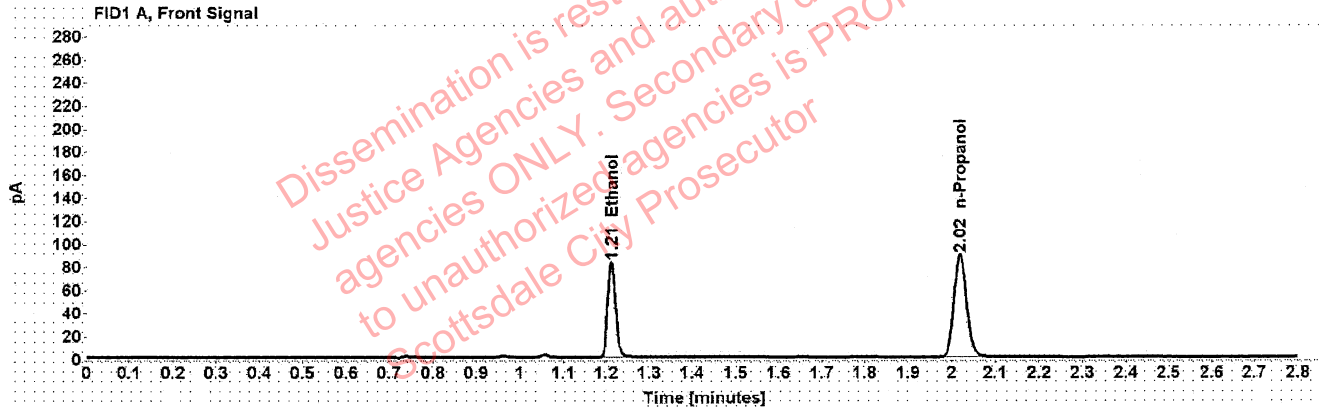


Table 1: FID 1 A (column DB-ALC1)

Compound	Amount (g/100mL)	Time (min)	Peak Area
>Ethanol	0.1627	1.212	105.087
n-Propanol	-----	2.019	177.099

Table 2: FID 2 B (column DB-ALC2)

Compound	Time (min)	Peak Area
Ethanol	1.376	133.962
n-Propanol	2.470	225.457

[REDACTED]: Brooke, Phillip - (25-May-2022)

Case: [REDACTED] User: pbrooke 5/25/2022

### Scottsdale Police Department Crime Lab Volatiles Analysis

Sample:	1423247	Vial:	57
Description:	[REDACTED]	LIMS ID:	[REDACTED]
Method:	ethanol quant.M	Sequence:	24May22
Instrument:	US14173023 CN14160045	Injection date:	5/24/2022 3:47:09 PM
Data file:	C:\Chem32\1\Data\24May22\57.D	Analyst:	Brooke

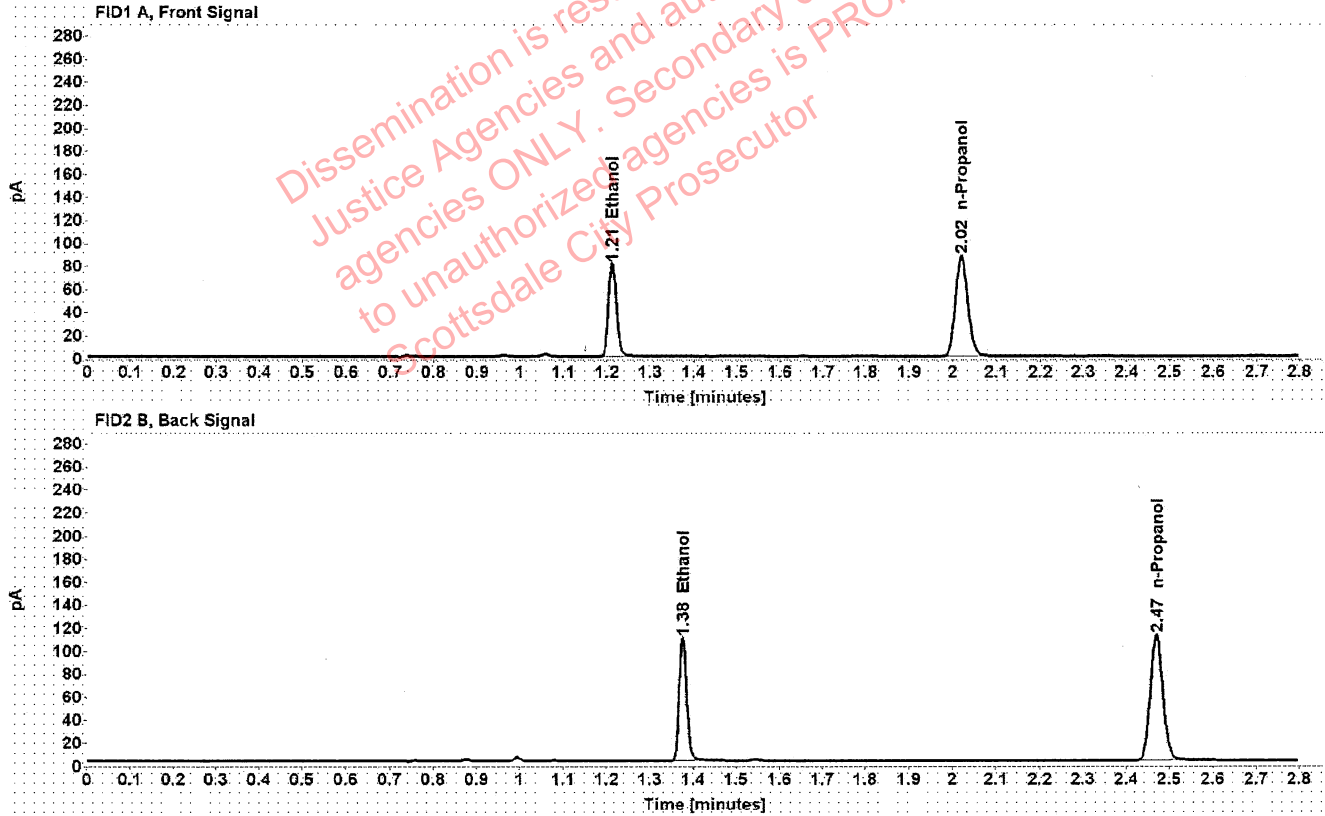


Table 1: FID 1 A (column DB-ALC1)

Compound	Amount (g/100mL)	Time (min)	Peak Area
>Ethanol	0.1626	1.212	102.611
n-Propanol	-----	2.019	173.039

Table 2: FID 2 B (column DB-ALC2)

Compound	Time (min)	Peak Area
Ethanol	1.376	130.621
n-Propanol	2.470	220.337

### Scottsdale Police Department Crime Lab Volatiles Analysis

Sample:	1423368	Vial:	58
Description:	[REDACTED]	LIMS ID:	[REDACTED]
Method:	ethanol quant.M	Sequence:	24May22
Instrument:	US14173023 CN14160045	Injection date:	5/24/2022 3:51:07 PM
Data file:	C:\Chem32\1\Data\24May22\58.D	Analyst:	Brooke

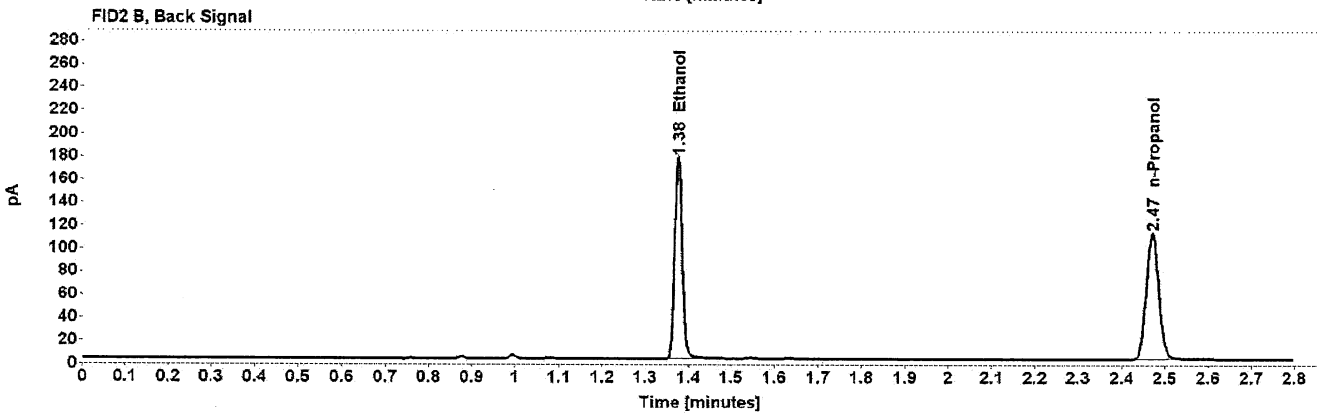
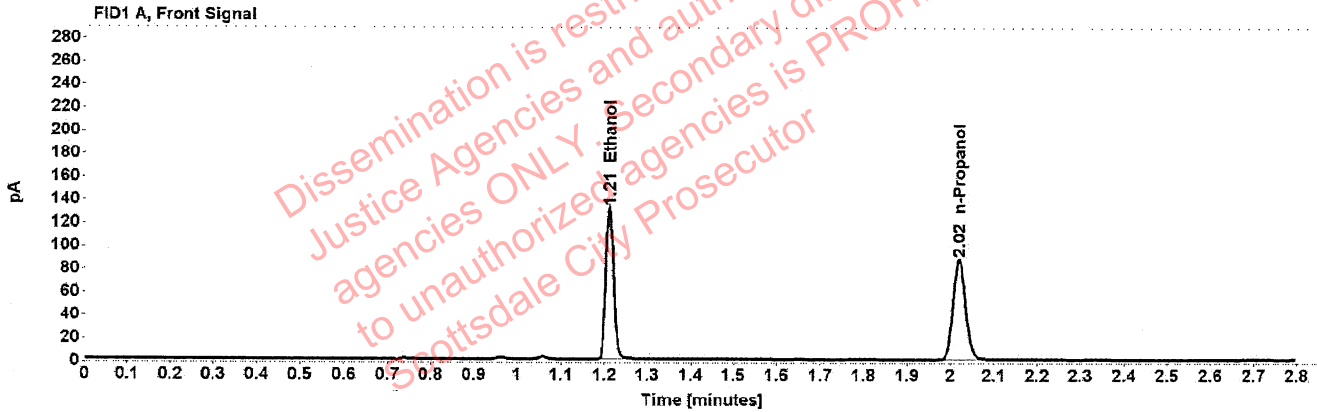


Table 1: FID 1 A (column DB-ALC1)

Compound	Amount (g/100mL)	Time (min)	Peak Area
>Ethanol	0.2625	1.212	166.970
n-Propanol	-----	2.019	173.815

Table 2: FID 2 B (column DB-ALC2)

Compound	Time (min)	Peak Area
Ethanol	1.376	213.875
n-Propanol	2.470	221.181

### Scottsdale Police Department Crime Lab Volatiles Analysis

Sample:	1423368	Vial:	59
Description:	[REDACTED]	LIMS ID:	[REDACTED]
Method:	ethanol quant.M	Sequence:	24May22
Instrument:	US14173023 CN14160045	Injection date:	5/24/2022 3:55:08 PM
Data file:	C:\Chem32\1\Data\24May22\59.D	Analyst:	Brooke

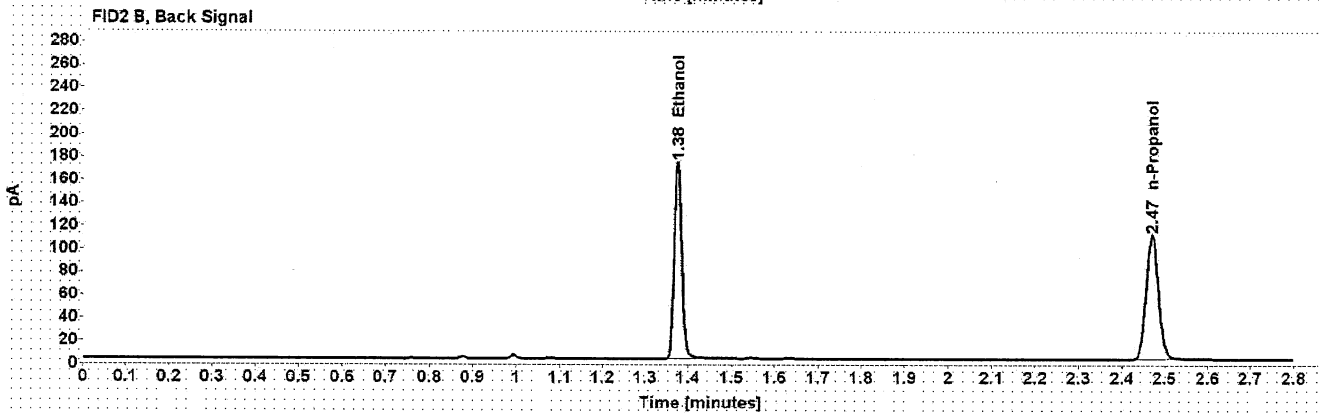
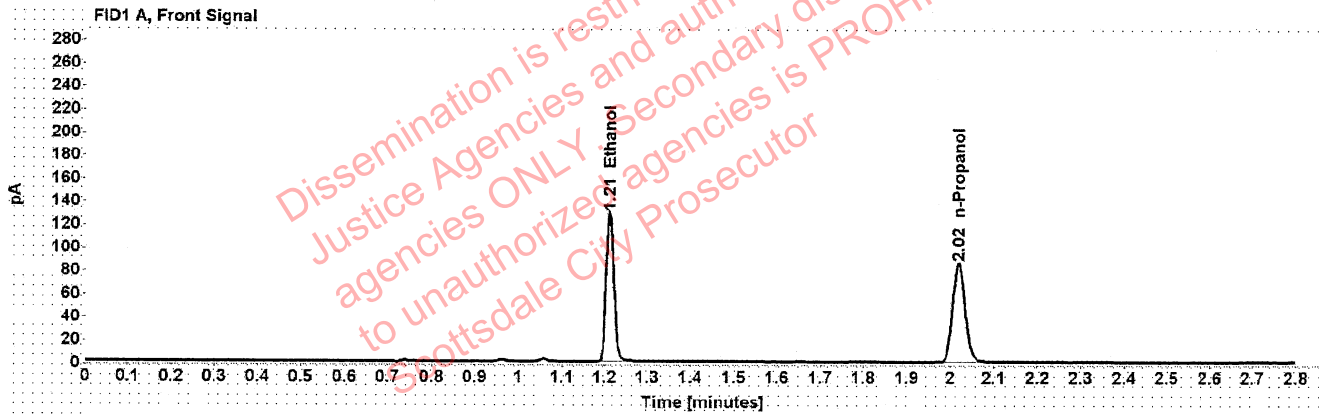


Table 1: FID 1 A (column DB-ALC1)

Compound	Amount (g/100mL)	Time (min)	Peak Area
>Ethanol	0.2620	1.212	163.488
n-Propanol	-----	2.019	170.555

Table 2: FID 2 B (column DB-ALC2)

Compound	Time (min)	Peak Area
Ethanol	1.376	209.211
n-Propanol	2.470	216.913

### Scottsdale Police Department Crime Lab Volatiles Analysis

Sample:	1423041	Vial:	60
Description:	[REDACTED]	LIMS ID:	[REDACTED]
Method:	ethanol quant.M	Sequence:	24May22
Instrument:	US14173023 CN14160045	Injection date:	5/24/2022 3:59:10 PM
Data file:	C:\Chem32\1\Data\24May22\60.D	Analyst:	Brooke

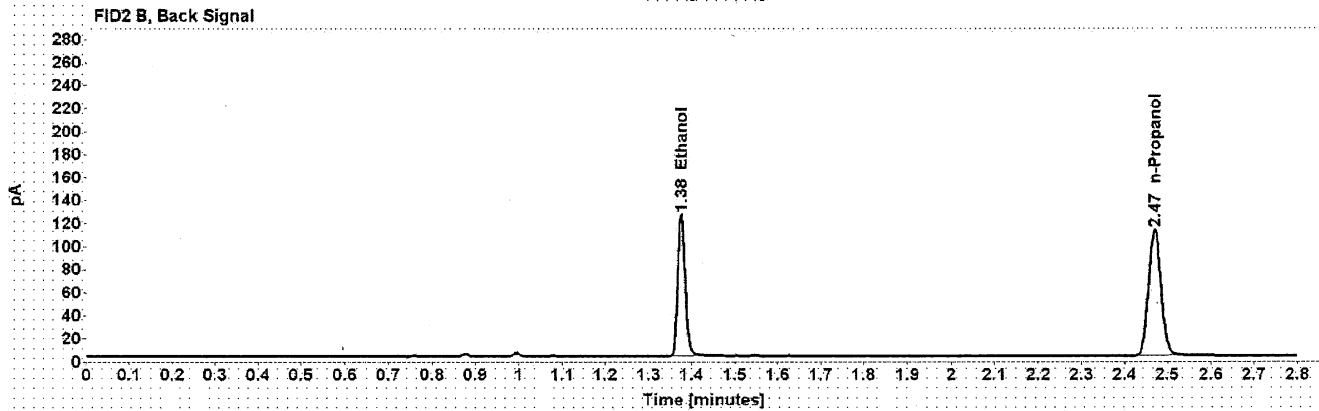
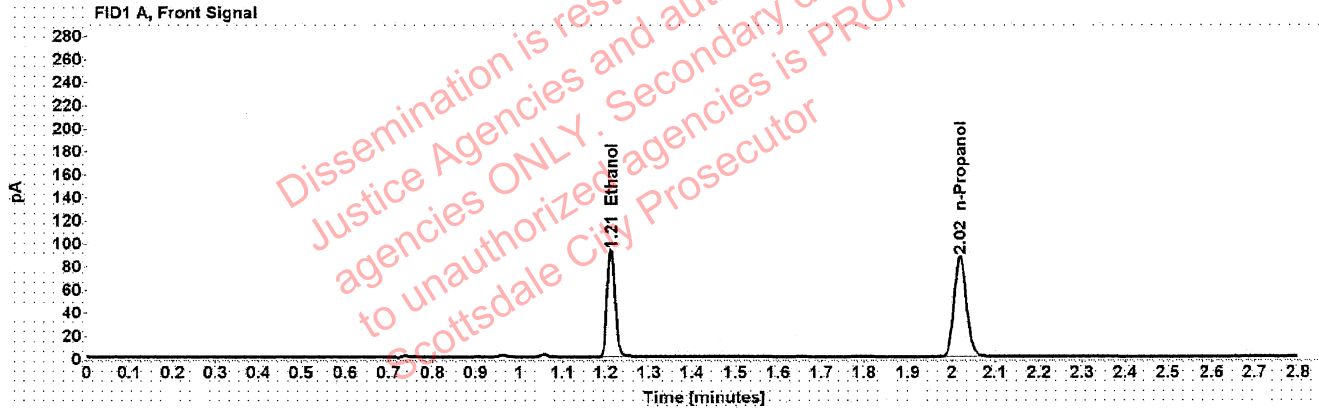


Table 1: FID 1 A (column DB-ALC1)

Compound	Amount (g/100mL)	Time (min)	Peak Area
>Ethanol	0.1864	1.212	117.767
n-Propanol	-----	2.019	173.001

Table 2: FID 2 B (column DB-ALC2)

Compound	Time (min)	Peak Area
Ethanol	1.376	150.259
n-Propanol	2.470	220.367

### Scottsdale Police Department Crime Lab Volatiles Analysis

Sample:	1423041	Vial:	61
Description:	[REDACTED]	LIMS ID:	[REDACTED]
Method:	ethanol quant.M	Sequence:	24May22
Instrument:	US14173023 CN14160045	Injection date:	5/24/2022 4:03:23 PM
Data file:	C:\Chem32\1\Data\24May22\61.D	Analyst:	Brooke

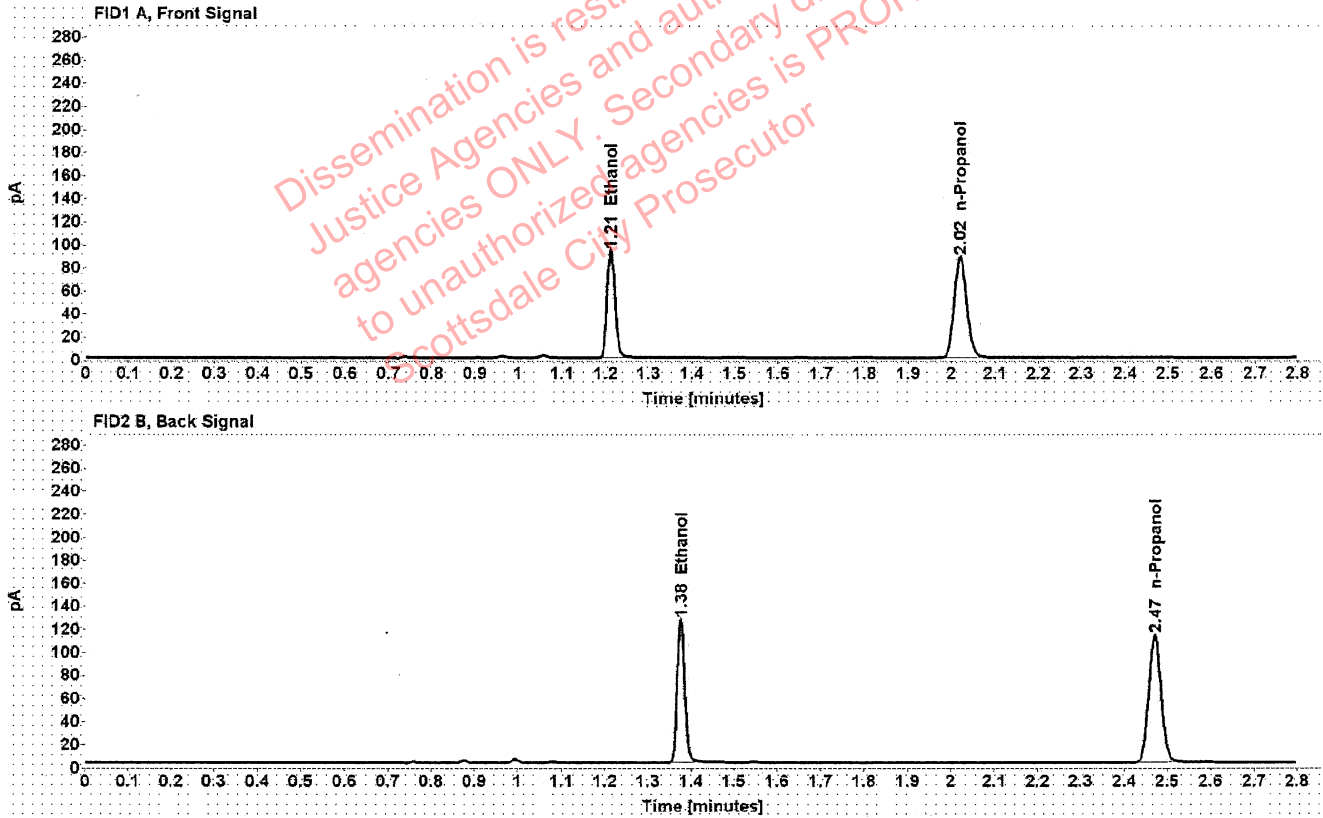


Table 1: FID 1 A (column DB-ALC1)

Compound	Amount (g/100mL)	Time (min)	Peak Area
>Ethanol	0.1860	1.212	118.826
n-Propanol	-----	2.020	174.940

Table 2: FID 2 B (column DB-ALC2)

Compound	Time (min)	Peak Area
Ethanol	1.376	151.679
n-Propanol	2.471	222.822

### Scottsdale Police Department Crime Lab Volatiles Analysis

Sample:	1420194	Vial:	62
Description:	[REDACTED]	LIMS ID:	[REDACTED]
Method:	ethanol quant.M	Sequence:	24May22
Instrument:	US14173023 CN14160045	Injection date:	5/24/2022 4:07:22 PM
Data file:	C:\Chem32\1\Data\24May22\62.D	Analyst:	Brooke

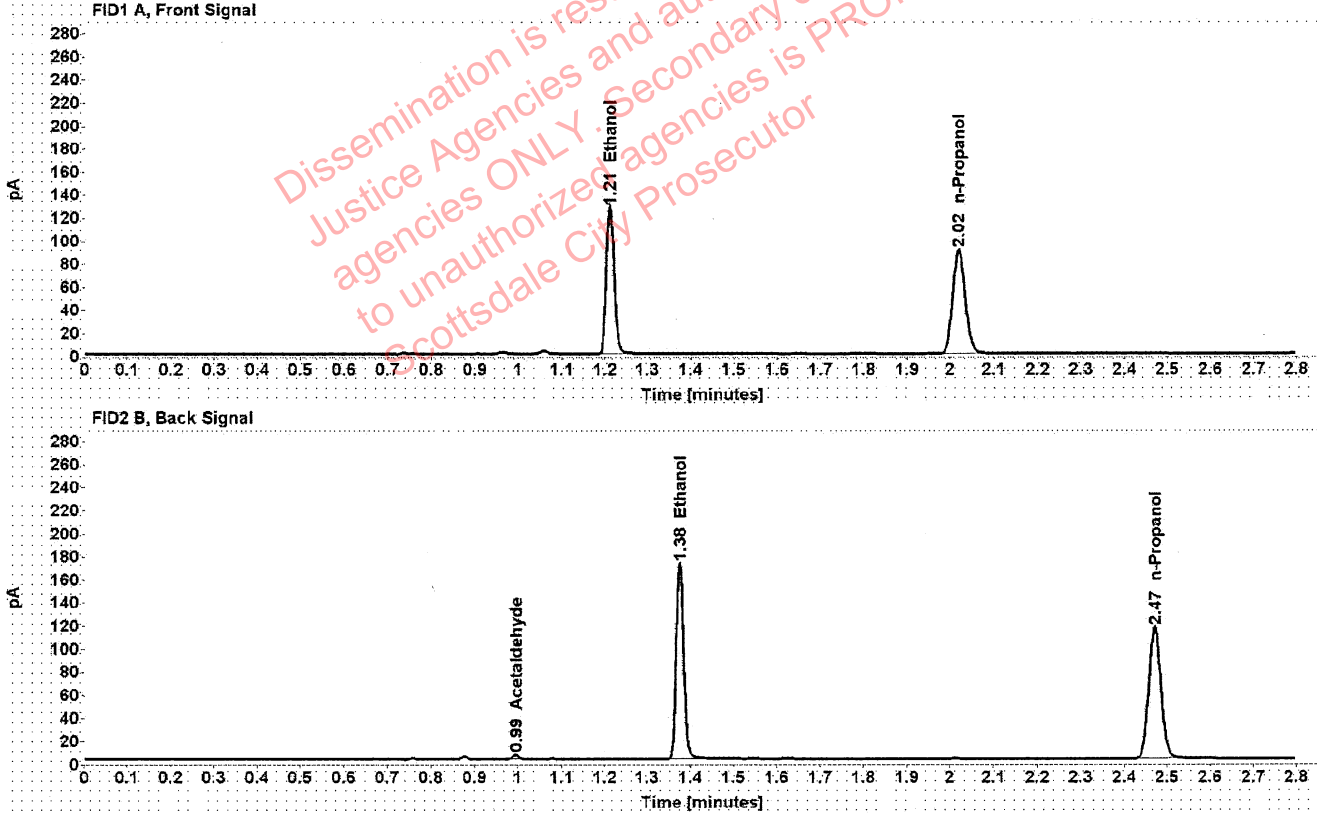


Table 1: FID 1 A (column DB-ALC1)

Compound	Amount (g/100mL)	Time (min)	Peak Area
>Ethanol	0.2470	1.212	162.098
n-Propanol	-----	2.020	179.413

Table 2: FID 2 B (column DB-ALC2)

Compound	Time (min)	Peak Area
Acetaldehyde	0.994	3.902
Ethanol	1.376	208.597
n-Propanol	2.471	228.511



### Scottsdale Police Department Crime Lab Volatiles Analysis

Sample:	1420194	Vial:	63
Description:	[REDACTED]	LIMS ID:	[REDACTED]
Method:	ethanol quant.M	Sequence:	24May22
Instrument:	US14173023 CN14160045	Injection date:	5/24/2022 4:11:22 PM
Data file:	C:\Chem32\1\Data\24May22\63.D	Analyst:	Brooke

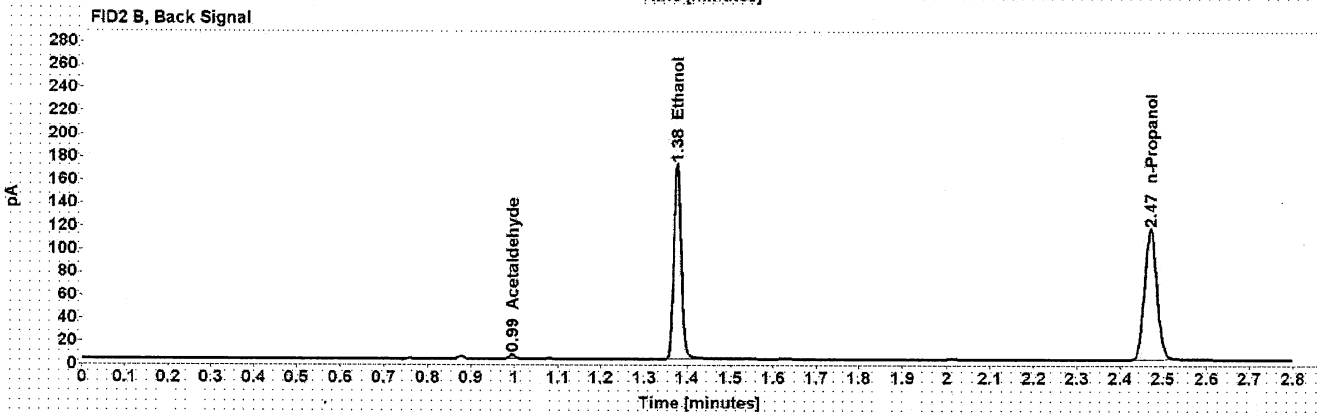
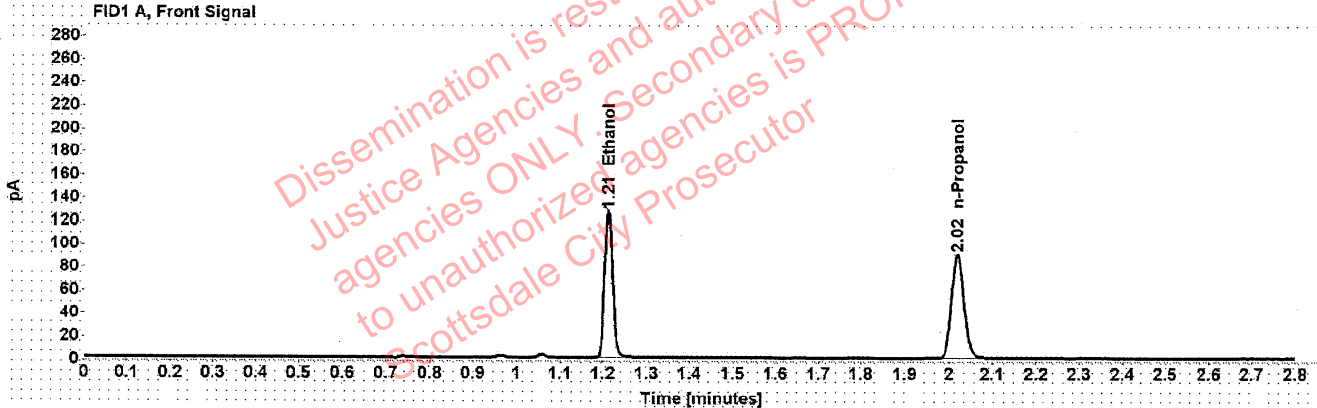


Table 1: FID 1 A (column DB-ALC1)

Compound	Amount (g/100mL)	Time (min)	Peak Area
>Ethanol	0.2468	1.212	161.925
n-Propanol	-----	2.020	179.392

Table 2: FID 2 B (column DB-ALC2)

Compound	Time (min)	Peak Area
Acetaldehyde	0.994	3.891
Ethanol	1.376	208.385
n-Propanol	2.471	228.593