

# SCOTTSDALE POLICE DEPARTMENT CRIME LABORATORY BLOOD ALCOHOL FACE SHEET

ANALYSIS DATE 06/29/2022 SEQUENCE NAME 29Jun22

**EQUIPMENT**

Pipettor  Hamilton ML600EH7497  Hamilton ML600GJ10749  
 Gas Chromatograph  Agilent US14173023

**INSTRUMENT CALIBRATION**

Vial 1 0.02 calibrator Lot FN10051909 Coefficient of determination (r<sup>2</sup>)  
 Vial 2 0.10 calibrator Lot FN05311902 0.99999  
 Vial 3 0.20 calibrator Lot FN02052101  
 Vial 4 0.40 calibrator Lot FN03052102

**CALIBRATION VERIFICATION AND RESOLUTION TEST**

Vial	Sample	Expected result	Measured result	Manufacturer/lot
5	Blank	Not detected	Not detected	SPD lab 032922AQ
6	Volatiles mixture	6 compounds	6 compounds	SPD lab 050721MIX
7	Aqueous control	0.400 g/dL	0.396 g/dL	Lipomed 11092018-A
8	Aqueous control	0.040 g/dL	0.041 g/dL	Lipomed 14082019-B
9	Blood control	0.199 g/dL	0.199 g/dL	ACQ 4110320133/8
20	Aqueous control	0.080 g/dL	0.081 g/dL	Lipomed 20012020-B
31	Aqueous control	0.080 g/dL	0.082 g/dL	Lipomed 20012020-B
42	Blood control	0.199 g/dL	0.205 g/dL	ACQ 4110320133/8
53	Aqueous control	0.080 g/dL	0.082 g/dL	Lipomed 20012020-B
64	Aqueous control	0.400 g/dL	0.407 g/dL	Lipomed 11092018-A
65	Aqueous control	0.040 g/dL	0.041 g/dL	Lipomed 14082019-B
66	Blood control	0.199 g/dL	0.205 g/dL	ACQ 4110320133/8
67	Blank	Not detected	Not detected	SPD lab 101921WB

**SUBJECT SAMPLES**



Subjects in the sequence 25 Subjects requiring reanalysis 0

**ADDITIONAL NOTES:** All testing proceeded as expected.

---



---

Run valid  Run valid   
 Run invalid  Run invalid   
 Analyst  Technical Reviewer

# Scottsdale Police Department Crime Laboratory Sequence Quality Assurance Summary

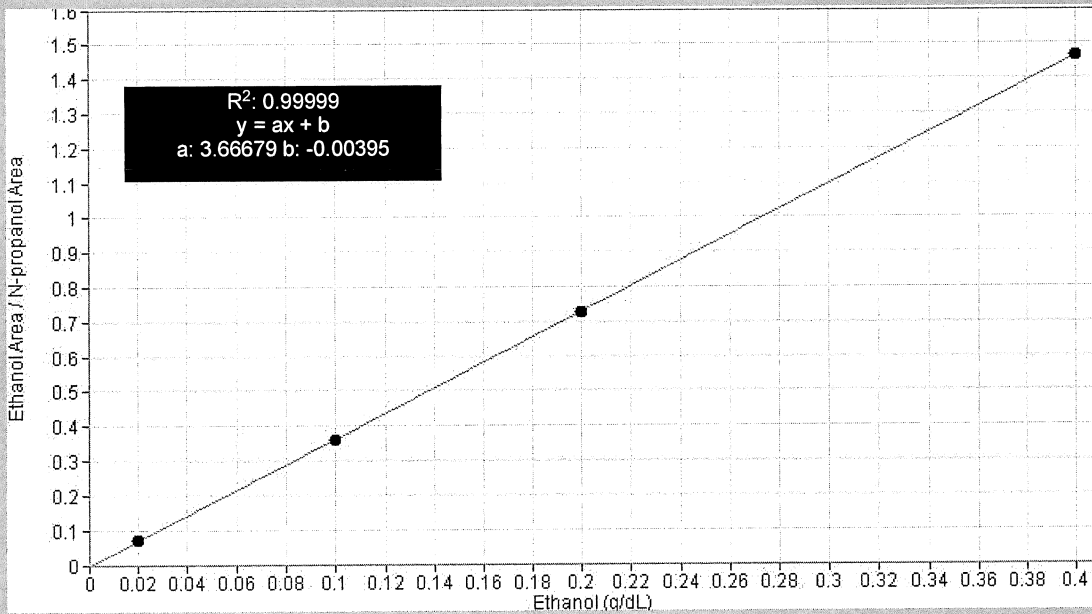
SEQUENCE NAME: 29Jun22

ANALYST: Abbott *dh*

Sample Name	Vial	Measured Value (g/dL)	Expected Value (g/dL)	Percent Difference	Absolute Difference (g/dL)
blank 032922AQ	5	negative	negative	-	-
0.400 11092018-A	7	0.396	0.400	1.00	-0.004
0.040 14082019-B	8	0.041	0.040	2.50	0.001
0.199 4110320133/8	9	0.199	0.199	0.00	0.000
0.080 20012020-B	20	0.081	0.080	1.25	0.001
0.080 20012020-B	31	0.082	0.080	2.50	0.002
0.199 4110320133/8	42	0.205	0.199	3.02	0.006
0.080 20012020-B	53	0.082	0.080	2.50	0.002
0.400 11092018-A	64	0.407	0.400	1.75	0.007
0.040 14082019-B	65	0.041	0.040	2.50	0.001
0.199 4110320133/8	66	0.205	0.199	3.02	0.006
blank 101921WB	67	negative	negative	-	-

Calibrator	Ethanol Area	N-propanol Area	Ratio
0.020	11.459	161.474	0.071
0.100	58.626	162.312	0.361
0.200	119.067	163.391	0.729
0.400	239.898	163.930	1.463

### Calibration Line



# Scottsdale Police Department Crime Lab Volatiles Analysis

<b>Sample:</b> FN10051909	<b>Vial:</b> 1
<b>Description:</b> 0.020 calibrator	<b>Sequence:</b> 29Jun22
<b>Method:</b> ethanol quant.M	<b>Injection date:</b> 6/29/2022 3:40:20 PM
<b>Instrument:</b> US14173023 CN14160045	<b>Analyst:</b> Abbott <span style="float: right;">DA</span>
<b>Data file:</b> C:\Chem32\1\Data\29Jun22\1.D	

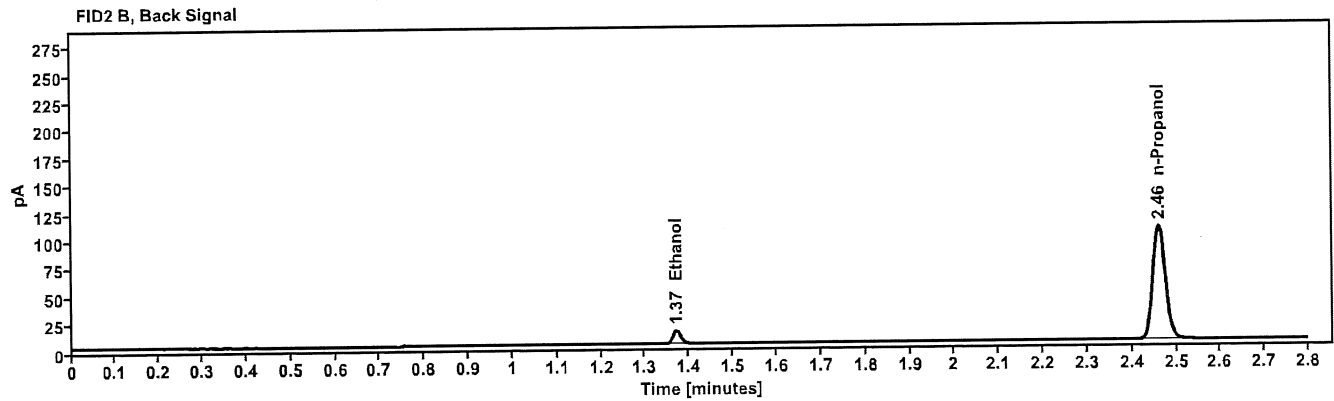
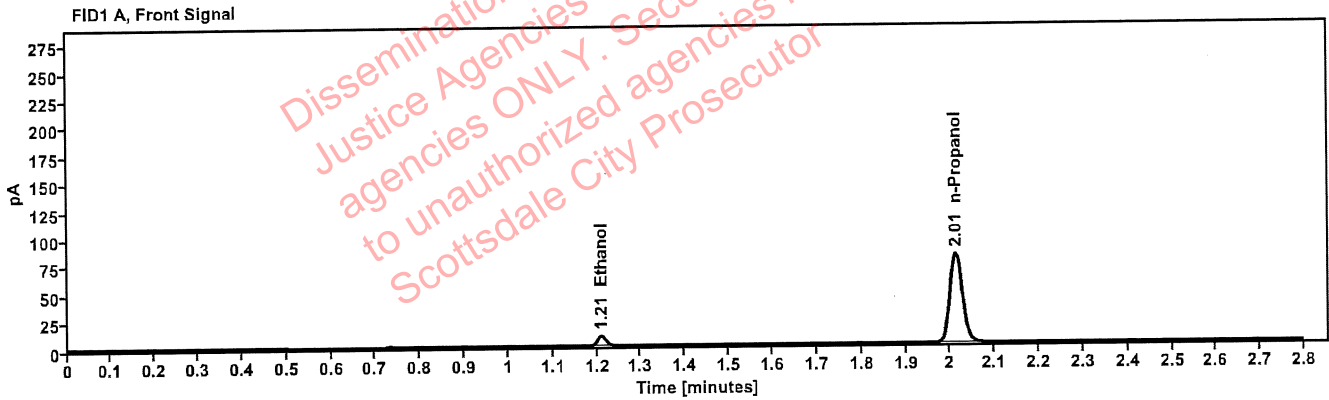


Table 1: FID 1 A (column DB-ALC1)

Compound	Time (min)	Peak Area
Ethanol	1.210	11.459
n-Propanol	2.013	161.474

Table 2: FID 2 B (column DB-ALC2)

Compound	Time (min)	Peak Area
Ethanol	1.371	14.590
n-Propanol	2.462	206.090

# Scottsdale Police Department Crime Lab Volatiles Analysis

<b>Sample:</b> FN05311902	<b>Vial:</b> 2
<b>Description:</b> 0.100 calibrator	<b>Sequence:</b> 29Jun22
<b>Method:</b> ethanol quant.M	<b>Injection date:</b> 6/29/2022 3:44:19 PM
<b>Instrument:</b> US14173023 CN14160045	<b>Analyst:</b> Abbott
<b>Data file:</b> C:\Chem32\1\Data\29Jun22\2.D	

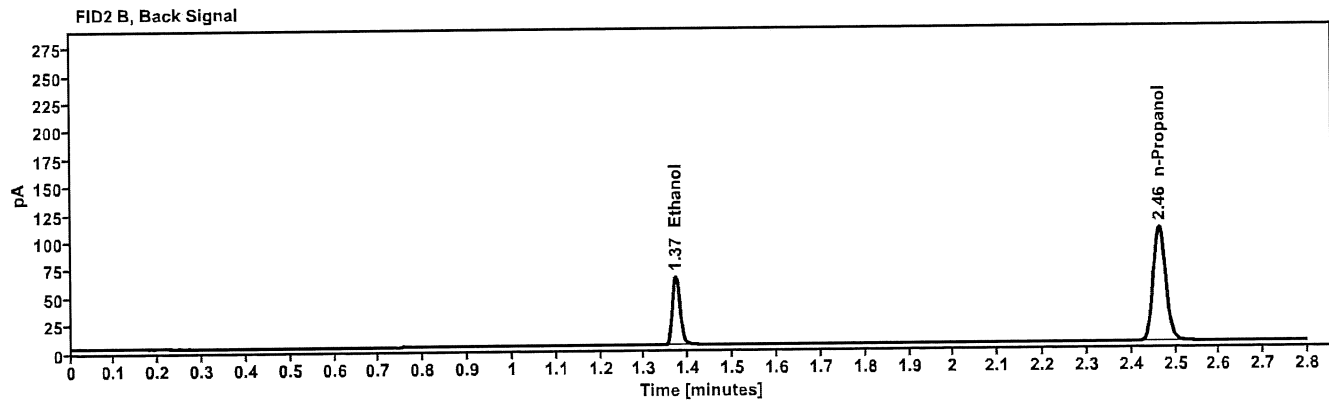
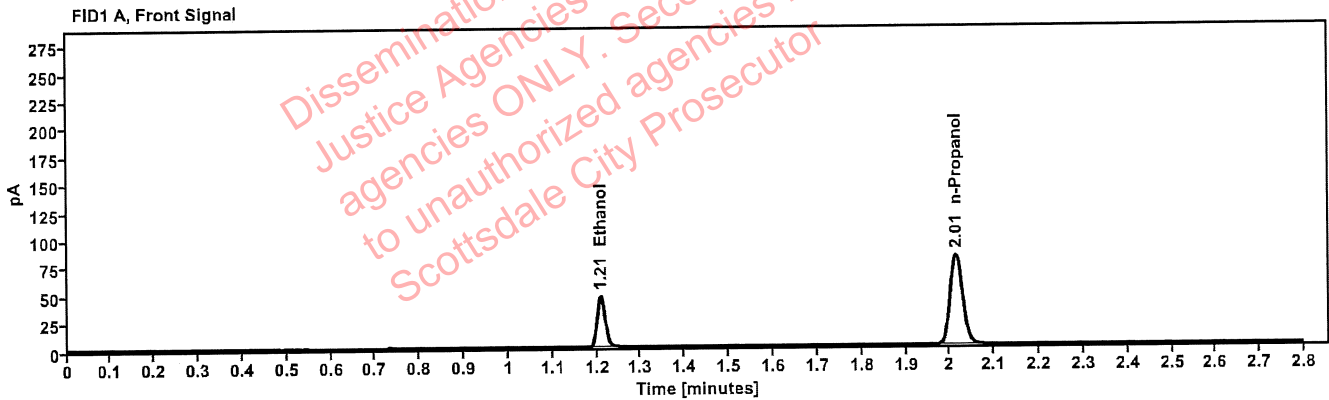


Table 1: FID 1 A (column DB-ALC1)

Compound	Time (min)	Peak Area
Ethanol	1.209	58.626
n-Propanol	2.014	162.312

Table 2: FID 2 B (column DB-ALC2)

Compound	Time (min)	Peak Area
Ethanol	1.371	74.771
n-Propanol	2.464	206.856



# Scottsdale Police Department Crime Lab Volatiles Analysis

<b>Sample:</b> FN02052101	<b>Vial:</b> 3
<b>Description:</b> 0.200 calibrator	<b>Sequence:</b> 29Jun22
<b>Method:</b> ethanol quant.M	<b>Injection date:</b> 6/29/2022 3:48:20 PM
<b>Instrument:</b> US14173023 CN14160045	<b>Analyst:</b> Abbott <i>JA</i>
<b>Data file:</b> C:\Chem32\1\Data\29Jun22\3.D	

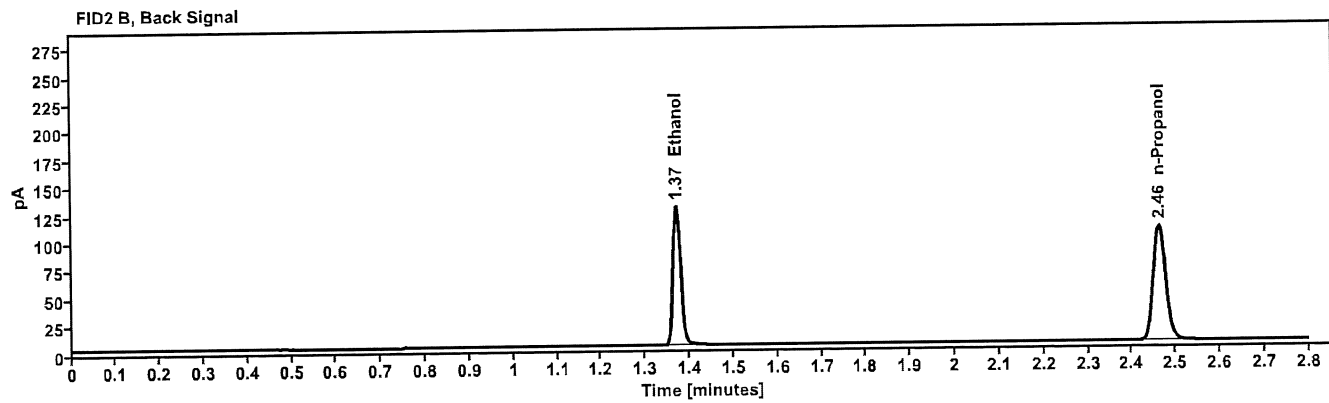
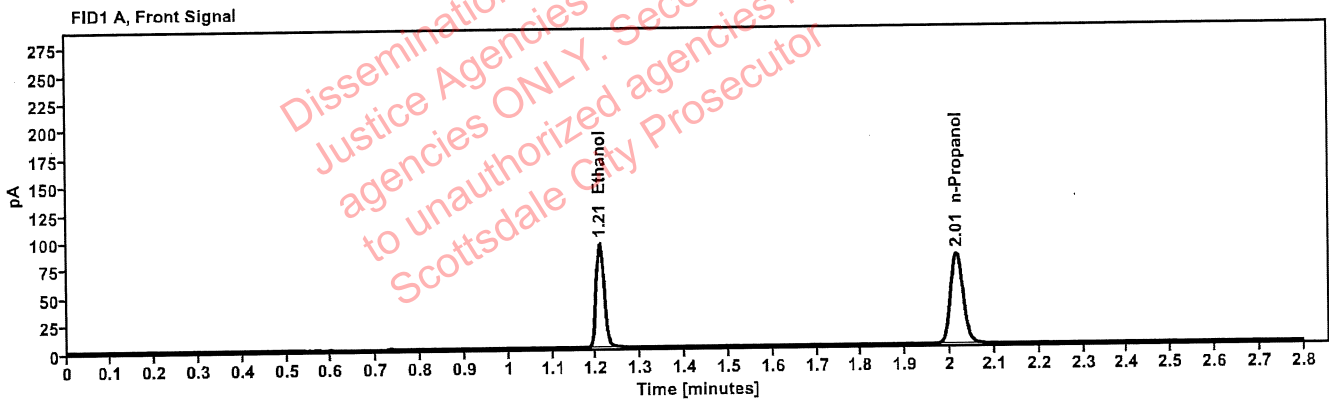


Table 1: FID 1 A (column DB-ALC1)

Compound	Time (min)	Peak Area
Ethanol	1.208	119.067
n-Propanol	2.014	163.391

Table 2: FID 2 B (column DB-ALC2)

Compound	Time (min)	Peak Area
Ethanol	1.371	152.315
n-Propanol	2.464	208.270

# Scottsdale Police Department Crime Lab Volatiles Analysis

<b>Sample:</b> FN03052102	<b>Vial:</b> 4
<b>Description:</b> 0.400 calibrator	<b>Sequence:</b> 29Jun22
<b>Method:</b> ethanol quant.M	<b>Injection date:</b> 6/29/2022 3:52:20 PM
<b>Instrument:</b> US14173023 CN14160045	<b>Analyst:</b> Abbott
<b>Data file:</b> C:\Chem32\1\Data\29Jun22\4.D	

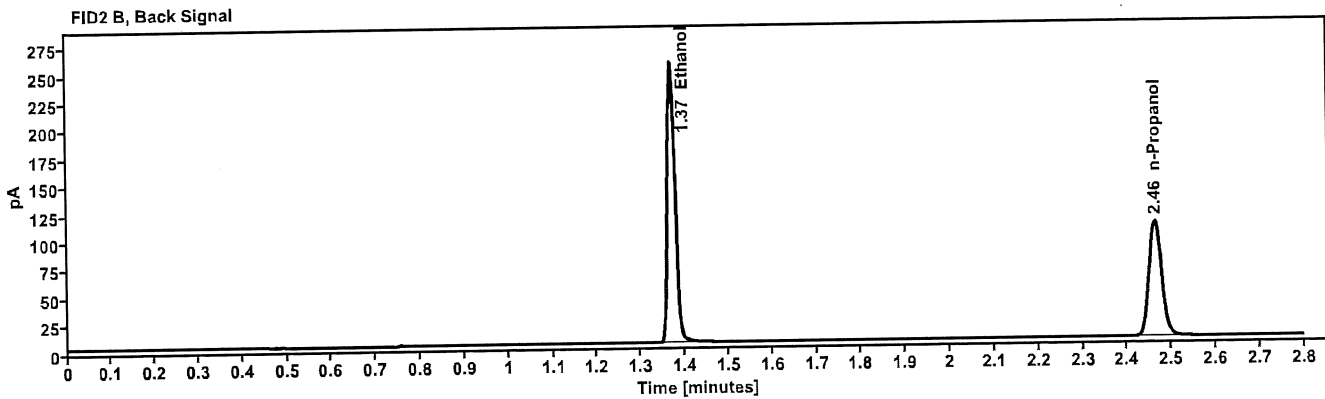
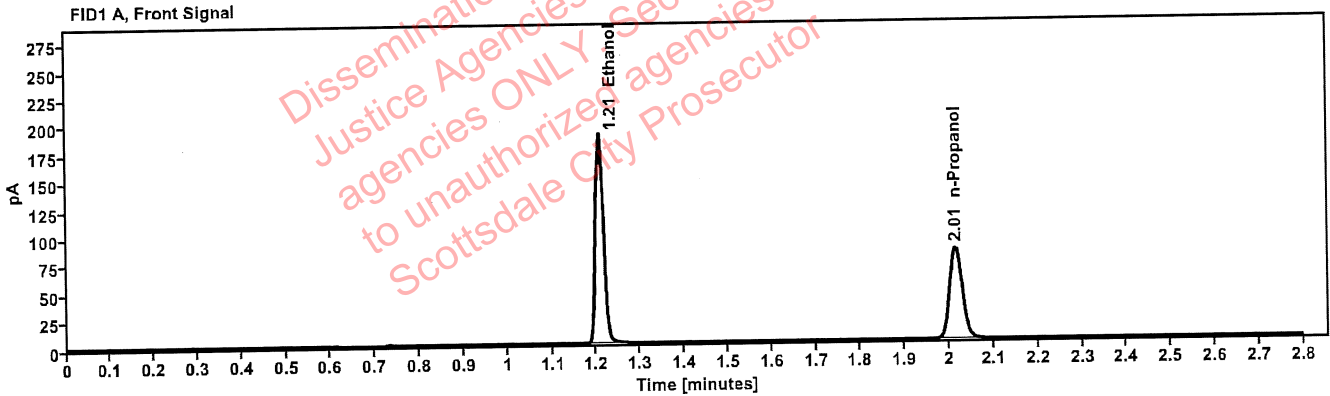


Table 1: FID 1 A (column DB-ALC1)

Compound	Time (min)	Peak Area
Ethanol	1.208	239.898
n-Propanol	2.014	163.930

Table 2: FID 2 B (column DB-ALC2)

Compound	Time (min)	Peak Area
Ethanol	1.371	307.363
n-Propanol	2.464	208.815

# Scottsdale Police Department Crime Lab Volatiles Analysis

Sample:	032922AQ	Vial:	5
Description:	Negative	LIMS ID:	
Method:	ethanol quant.M	Sequence:	29Jun22
Instrument:	US14173023 CN14160045	Injection date:	6/29/2022 3:56:19 PM
Data file:	C:\Chem32\1\Data\29Jun22\5.D	Analyst:	Abbott <i>JA</i>

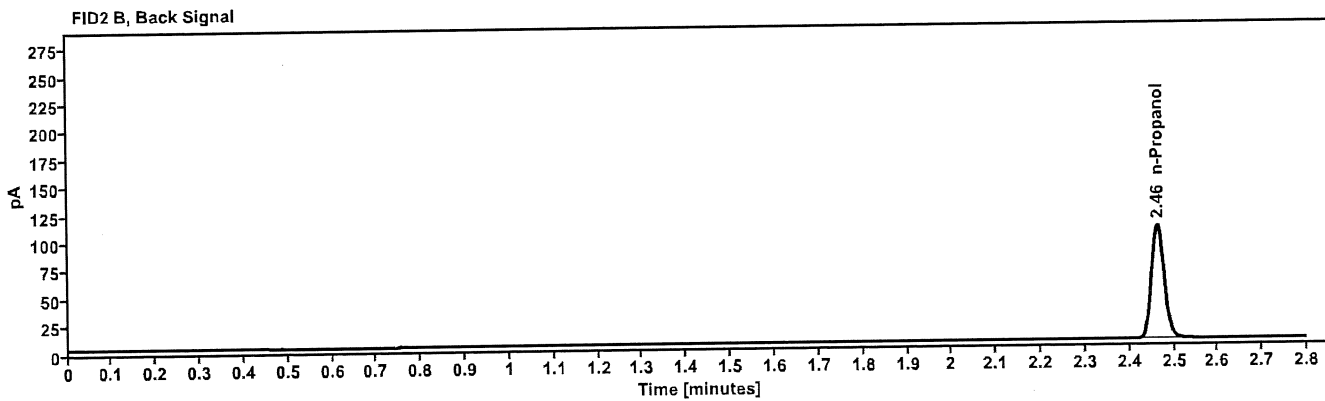
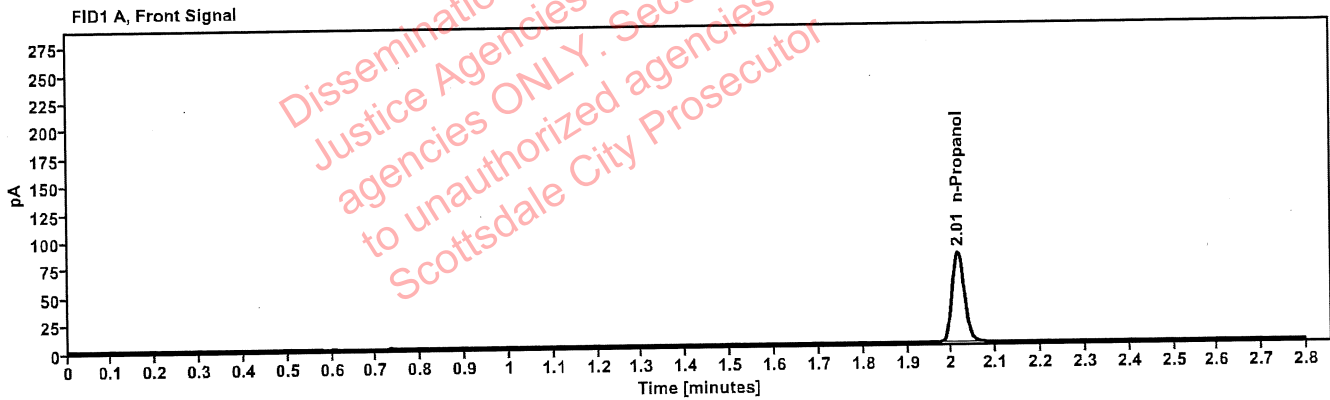


Table 1: FID 1 A (column DB-ALC1)

Compound	Amount (g/100mL)	Time (min)	Peak Area
n-Propanol	-----	2.014	161.289

Table 2: FID 2 B (column DB-ALC2)

Compound	Time (min)	Peak Area
n-Propanol	2.464	205.663

# Scottsdale Police Department Crime Lab Volatiles Analysis

<b>Sample:</b>	050721MIX	<b>Vial:</b>	6
<b>Description:</b>	Volatiles mix	<b>LIMS ID:</b>	
<b>Method:</b>	ethanol quant.M	<b>Sequence:</b>	29Jun22
<b>Instrument:</b>	US14173023 CN14160045	<b>Injection date:</b>	6/29/2022 4:00:20 PM
<b>Data file:</b>	C:\Chem32\1\Data\29Jun22\6.D	<b>Analyst:</b>	Abbott <i>JA</i>

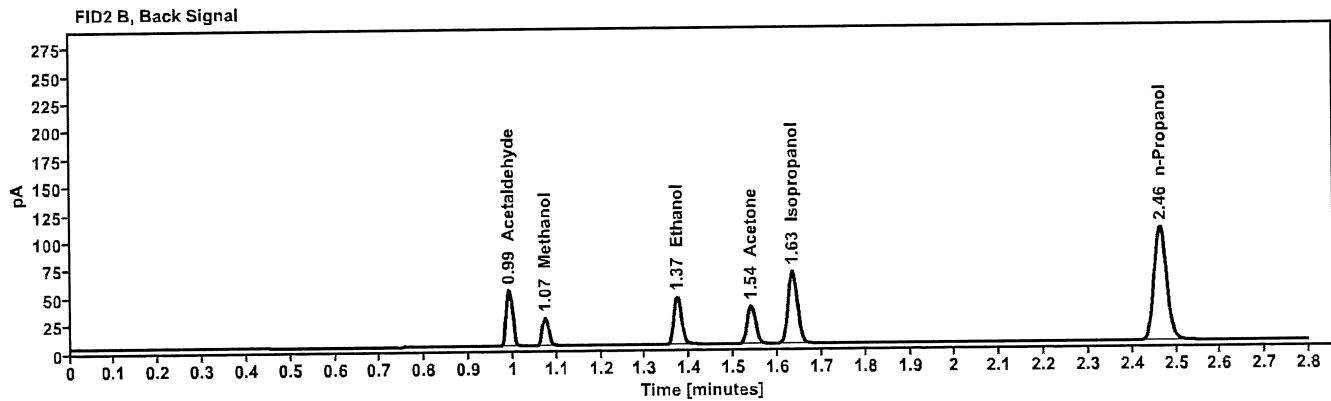
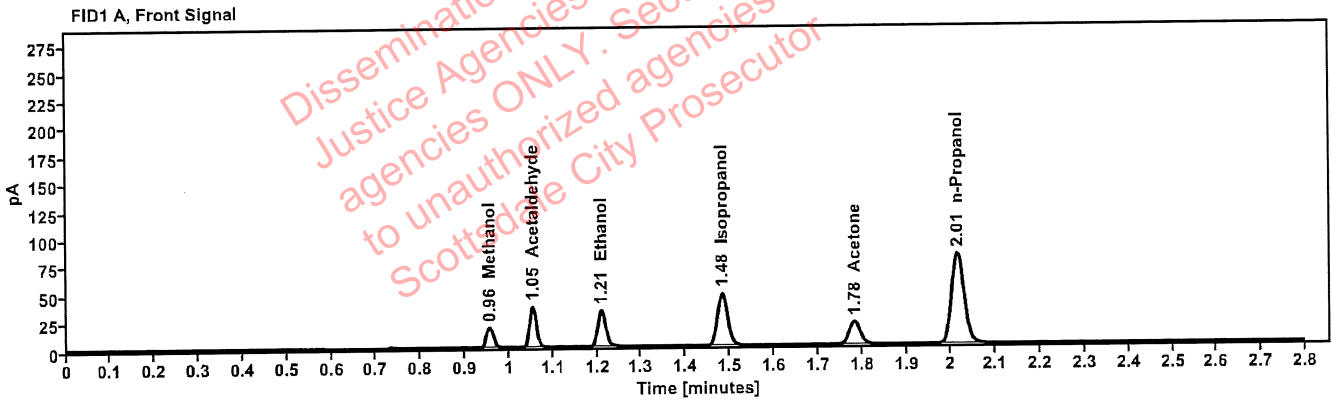


Table 1: FID 1 A (column DB-ALC1)

Compound	Amount (g/100mL)	Time (min)	Peak Area
Methanol	-----	0.956	20.563
Acetaldehyde	-----	1.054	40.412
>Ethanol	0.0706	1.209	41.410
Isopropanol	-----	1.482	75.733
Acetone	-----	1.783	35.743
n-Propanol	-----	2.014	162.360

Table 2: FID 2 B (column DB-ALC2)

Compound	Time (min)	Peak Area
Acetaldehyde	0.990	52.367
Methanol	1.073	26.722
Ethanol	1.372	52.775
Acetone	1.539	45.434
Isopropanol	1.633	98.074
n-Propanol	2.464	206.785

# Scottsdale Police Department Crime Lab Volatiles Analysis

<b>Sample:</b>	11092018-A	<b>Vial:</b>	7
<b>Description:</b>	0.400	<b>LIMS ID:</b>	
<b>Method:</b>	ethanol quant.M	<b>Sequence:</b>	29Jun22
<b>Instrument:</b>	US14173023 CN14160045	<b>Injection date:</b>	6/29/2022 4:04:36 PM
<b>Data file:</b>	C:\Chem32\1\Data\29Jun22\7.D	<b>Analyst:</b>	Abbott <i>JA</i>

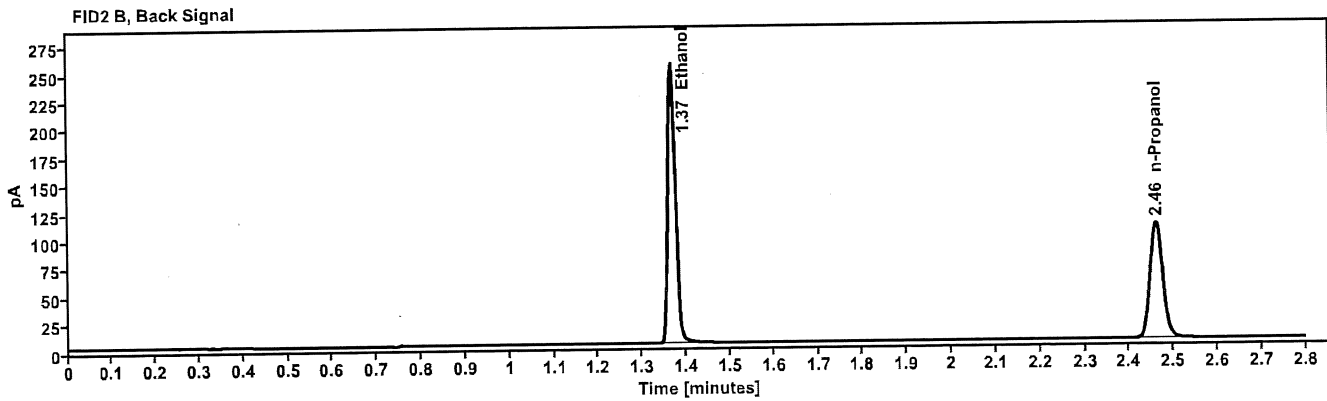
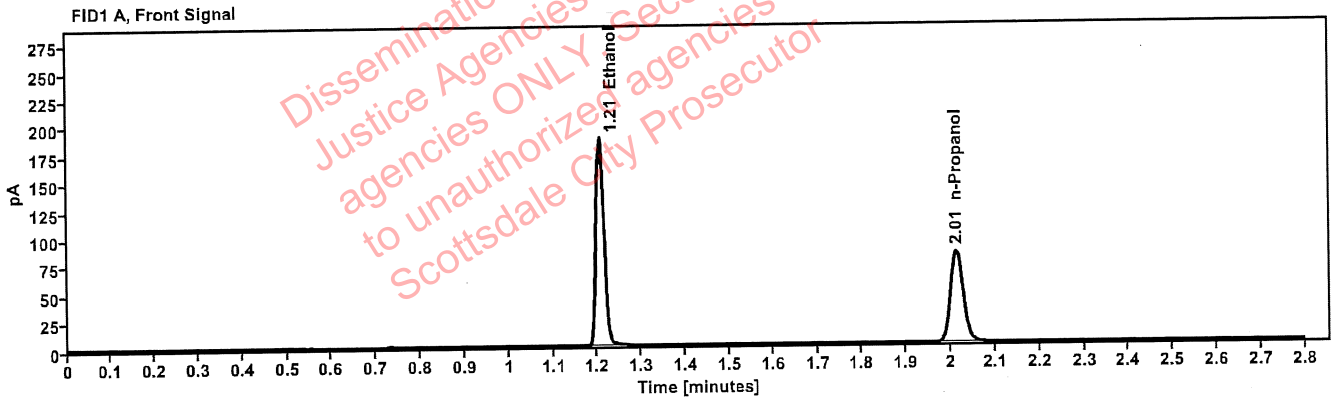


Table 1: FID 1 A (column DB-ALC1)

Compound	Amount (g/100mL)	Time (min)	Peak Area
>Ethanol	0.3965	1.206	238.544
n-Propanol	-----	2.013	164.536

Table 2: FID 2 B (column DB-ALC2)

Compound	Time (min)	Peak Area
Ethanol	1.368	305.475
n-Propanol	2.461	209.659

# Scottsdale Police Department Crime Lab Volatiles Analysis

<b>Sample:</b> 14082019-B	<b>Vial:</b> 8
<b>Description:</b> 0.040	<b>LIMS ID:</b>
<b>Method:</b> ethanol quant.M	<b>Sequence:</b> 29Jun22
<b>Instrument:</b> US14173023 CN14160045	<b>Injection date:</b> 6/29/2022 4:08:36 PM
<b>Data file:</b> C:\Chem32\1\Data\29Jun22\8.D	<b>Analyst:</b> Abbott <i>JA</i>

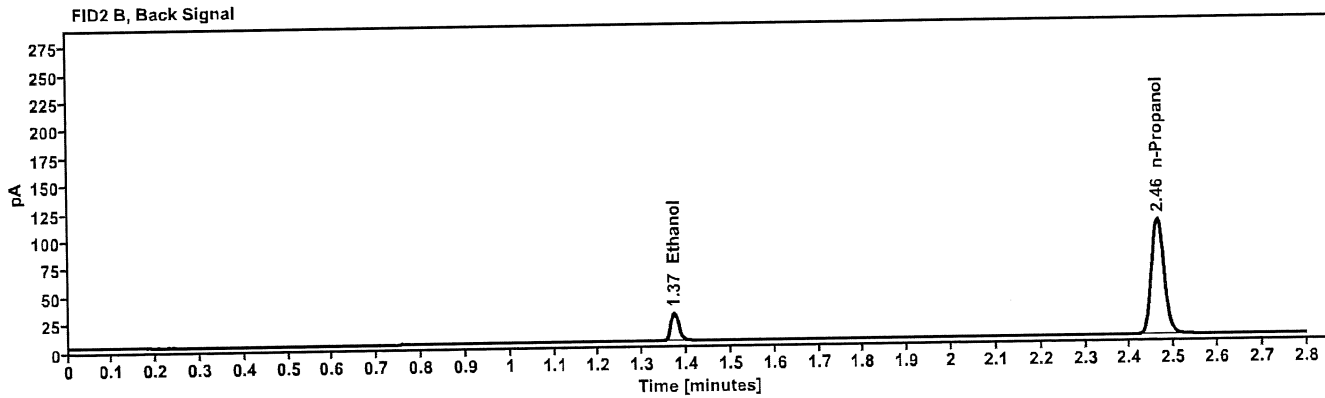
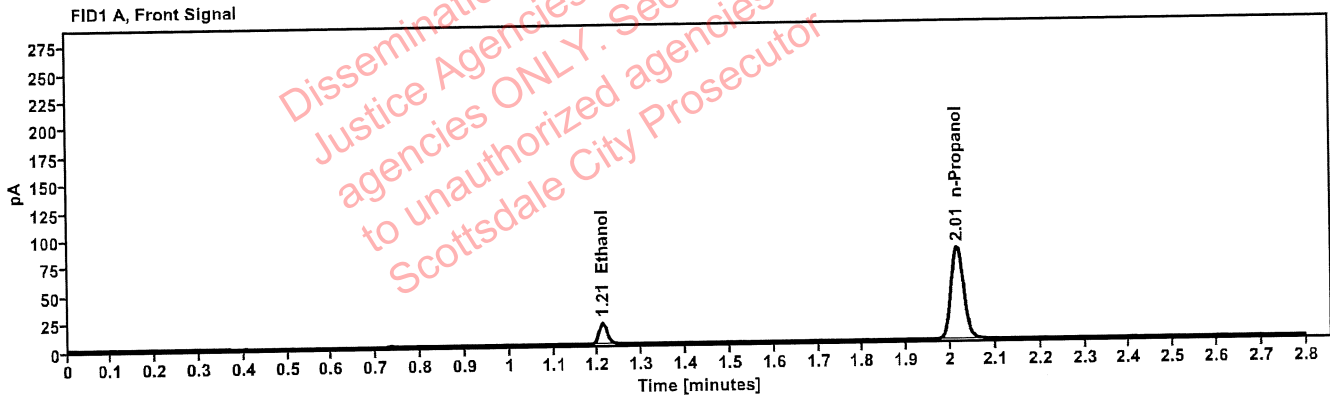


Table 1: FID 1 A (column DB-ALC1)

Compound	Amount (g/100mL)	Time (min)	Peak Area
>Ethanol	0.0412	1.210	24.292
n-Propanol	-----	2.014	165.136

Table 2: FID 2 B (column DB-ALC2)

Compound	Time (min)	Peak Area
Ethanol	1.372	30.951
n-Propanol	2.464	210.752



# Scottsdale Police Department Crime Lab Volatiles Analysis

<b>Sample:</b> 4110320133/8	<b>Vial:</b> 9
<b>Description:</b> 0.199	<b>LIMS ID:</b>
<b>Method:</b> ethanol quant.M	<b>Sequence:</b> 29Jun22
<b>Instrument:</b> US14173023 CN14160045	<b>Injection date:</b> 6/29/2022 4:12:35 PM
<b>Data file:</b> C:\Chem32\1\Data\29Jun22\9.D	<b>Analyst:</b> Abbott <span style="float: right;"><i>JA</i></span>

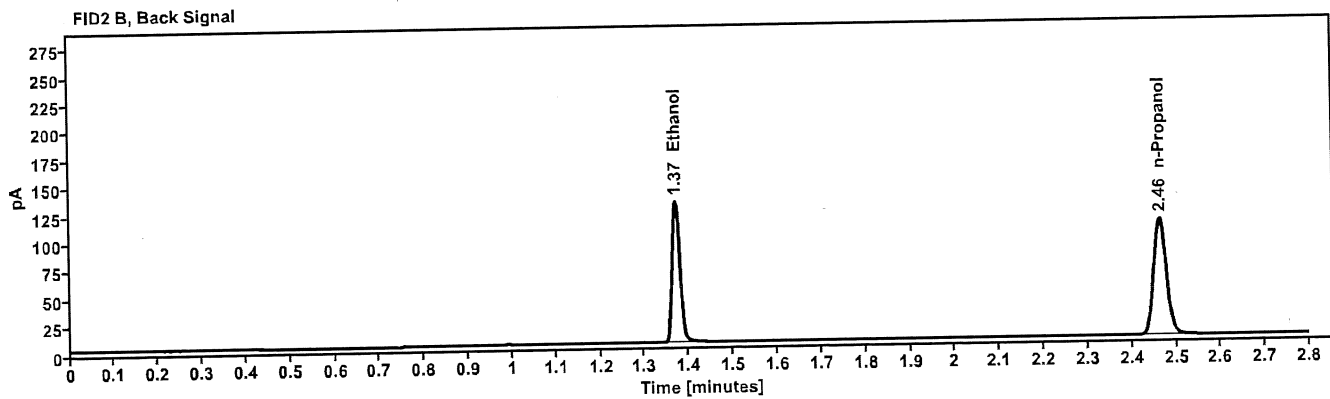
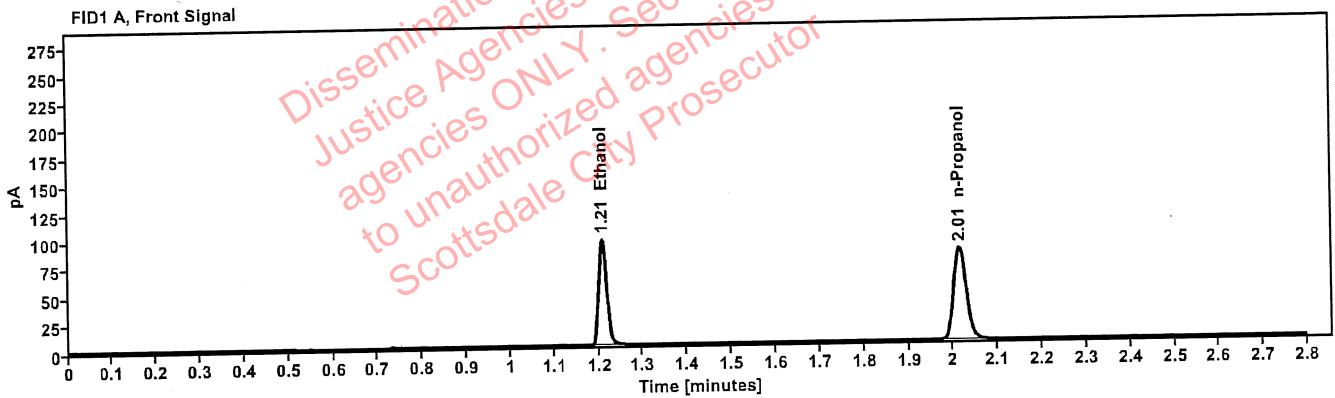


Table 1: FID 1 A (column DB-ALC1)

Compound	Amount (g/100mL)	Time (min)	Peak Area
>Ethanol	0.1998	1.209	120.611
n-Propanol	-----	2.015	165.517

Table 2: FID 2 B (column DB-ALC2)

Compound	Time (min)	Peak Area
Ethanol	1.371	153.951
n-Propanol	2.464	211.007

# Scottsdale Police Department Crime Lab Volatiles Analysis

<b>Sample:</b> 20012020-B	<b>Vial:</b> 20
<b>Description:</b> 0.080	<b>LIMS ID:</b>
<b>Method:</b> ethanol quant.M	<b>Sequence:</b> 29Jun22
<b>Instrument:</b> US14173023 CN14160045	<b>Injection date:</b> 6/29/2022 4:57:06 PM
<b>Data file:</b> C:\Chem32\1\Data\29Jun22\20.D	<b>Analyst:</b> Abbott <span style="float: right;"><i>Abbott</i></span>

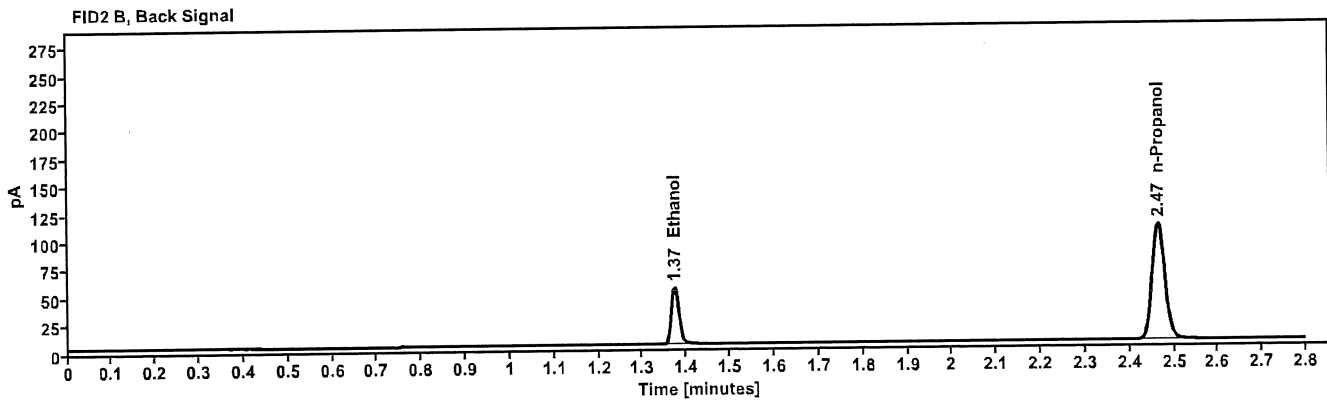
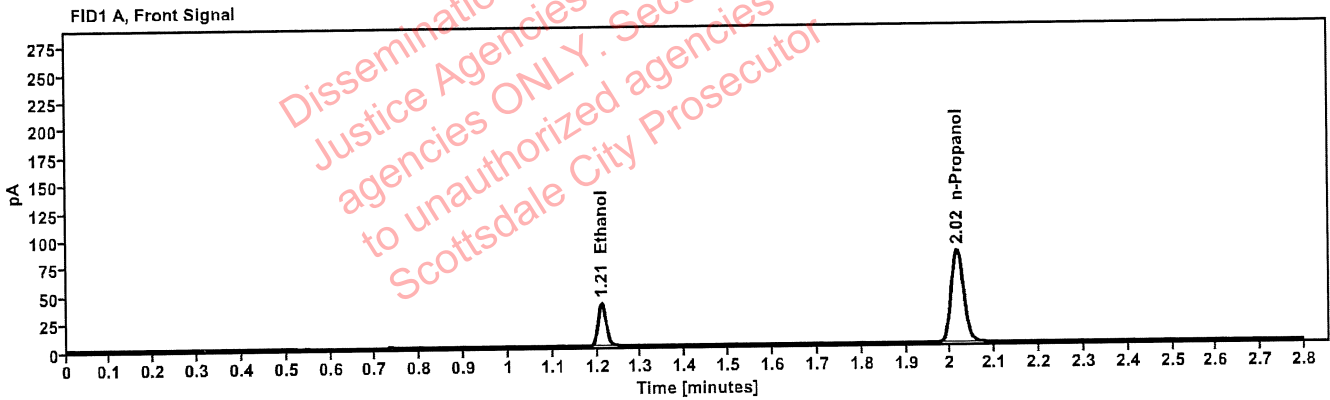


Table 1: FID 1 A (column DB-ALC1)

Compound	Amount (g/100mL)	Time (min)	Peak Area
>Ethanol	0.0818	1.210	48.971
n-Propanol	-----	2.015	165.547

Table 2: FID 2 B (column DB-ALC2)

Compound	Time (min)	Peak Area
Ethanol	1.373	62.401
n-Propanol	2.465	210.838

# Scottsdale Police Department Crime Lab Volatiles Analysis

<b>Sample:</b> 20012020-B	<b>Vial:</b> 31
<b>Description:</b> 0.080	<b>LIMS ID:</b>
<b>Method:</b> ethanol quant.M	<b>Sequence:</b> 29Jun22
<b>Instrument:</b> US14173023 CN14160045	<b>Injection date:</b> 6/29/2022 5:41:36 PM
<b>Data file:</b> C:\Chem32\1\Data\29Jun22\31.D	<b>Analyst:</b> Abbott

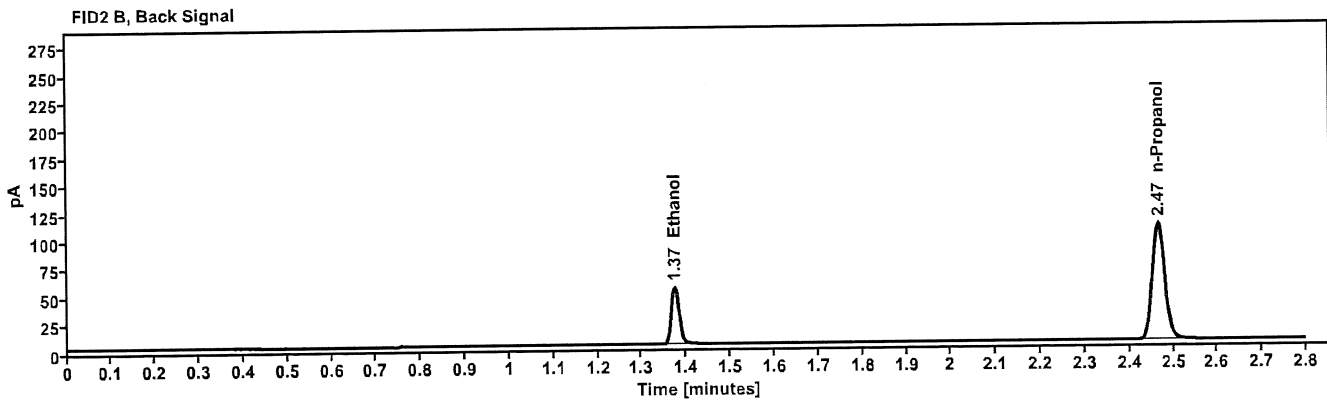
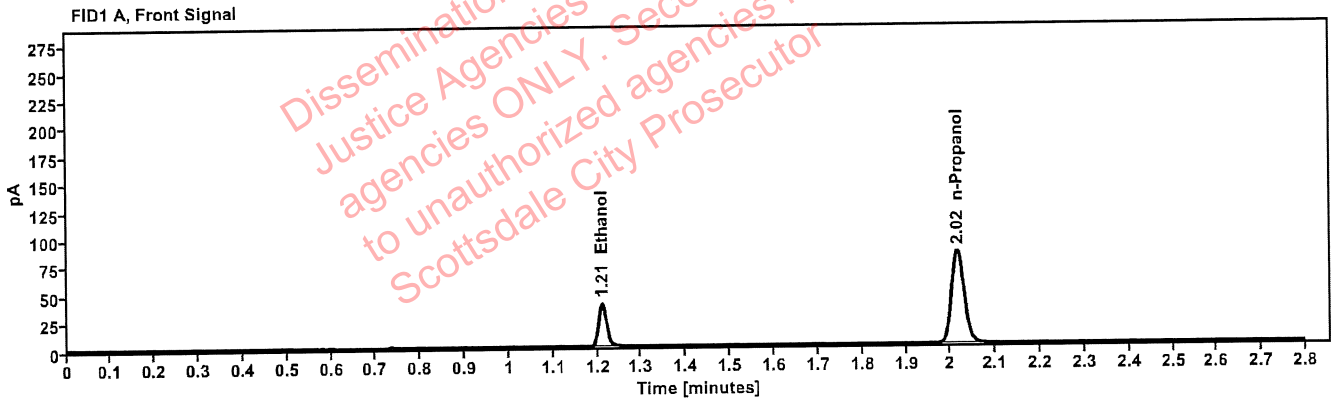


Table 1: FID 1 A (column DB-ALC1)

Compound	Amount (g/100mL)	Time (min)	Peak Area
>Ethanol	0.0824	1.211	49.610
n-Propanol	-----	2.016	166.291

Table 2: FID 2 B (column DB-ALC2)

Compound	Time (min)	Peak Area
Ethanol	1.374	62.917
n-Propanol	2.466	211.684

# Scottsdale Police Department Crime Lab Volatiles Analysis

<b>Sample:</b> 4110320133/8 <b>Description:</b> 0.199 <b>Method:</b> ethanol quant.M <b>Instrument:</b> US14173023 CN14160045 <b>Data file:</b> C:\Chem32\1\Data\29Jun22\42.D	<b>Vial:</b> 42 <b>LIMS ID:</b> <b>Sequence:</b> 29Jun22 <b>Injection date:</b> 6/29/2022 6:25:50 PM <b>Analyst:</b> Abbott
---	---

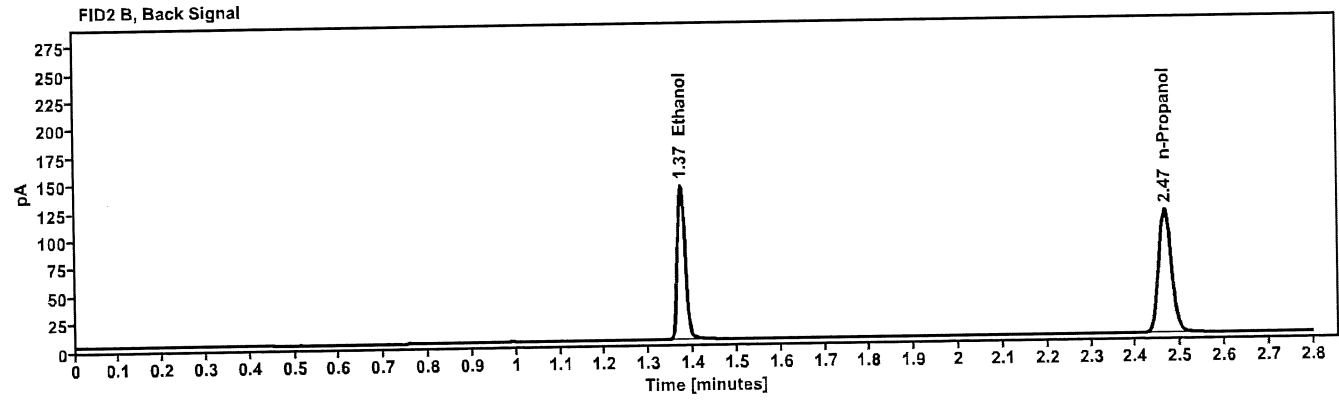
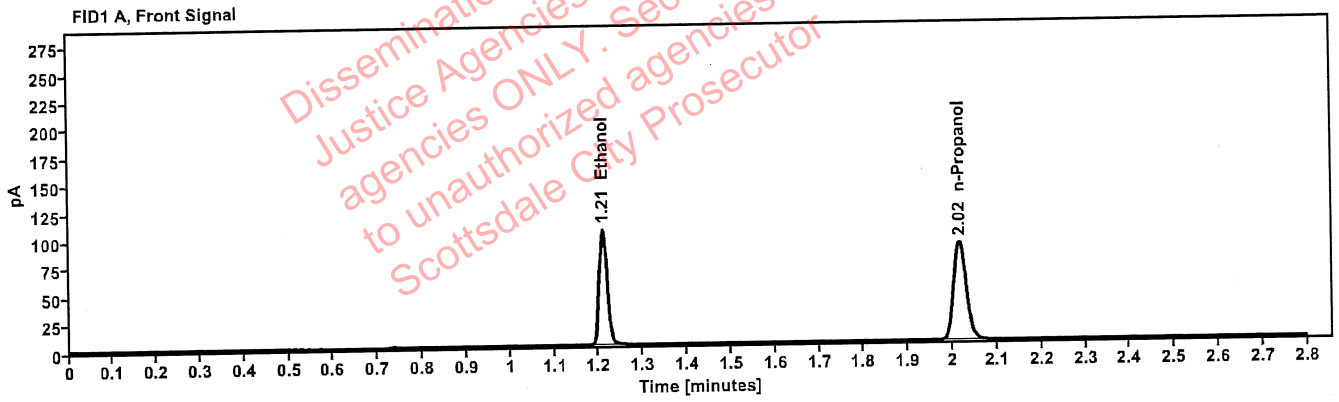


Table 1: FID 1 A (column DB-ALC1)

Compound	Amount (g/100mL)	Time (min)	Peak Area
>Ethanol	0.2057	1.210	132.335
n-Propanol	-----	2.016	176.412

Table 2: FID 2 B (column DB-ALC2)

Compound	Time (min)	Peak Area
Ethanol	1.373	169.401
n-Propanol	2.466	224.733

# Scottsdale Police Department Crime Lab Volatiles Analysis

<b>Sample:</b>	20012020-B	<b>Vial:</b>	53
<b>Description:</b>	0.080	<b>LIMS ID:</b>	
<b>Method:</b>	ethanol quant.M	<b>Sequence:</b>	29Jun22
<b>Instrument:</b>	US14173023 CN14160045	<b>Injection date:</b>	6/29/2022 7:10:21 PM
<b>Data file:</b>	C:\Chem32\1\Data\29Jun22\53.D	<b>Analyst:</b>	Abbott <i>JA</i>

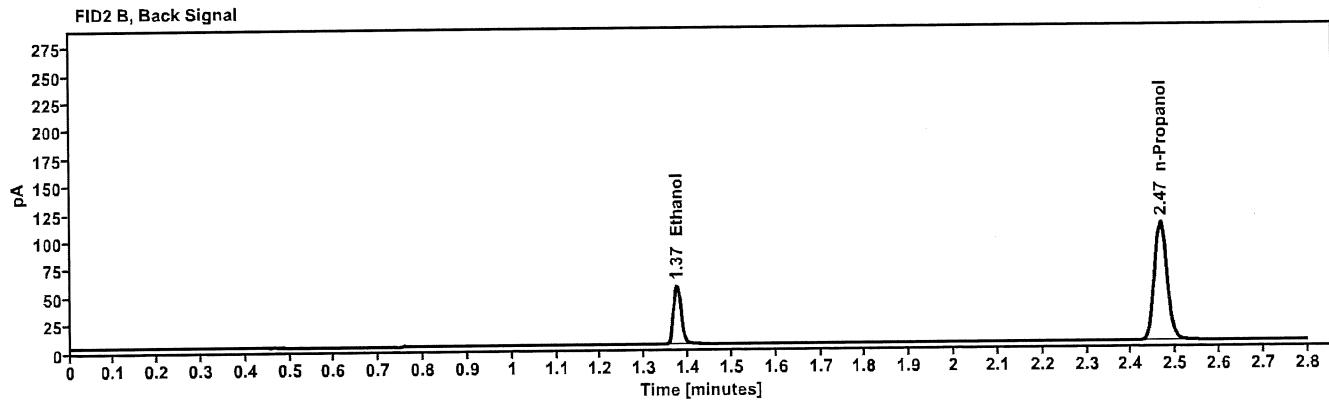
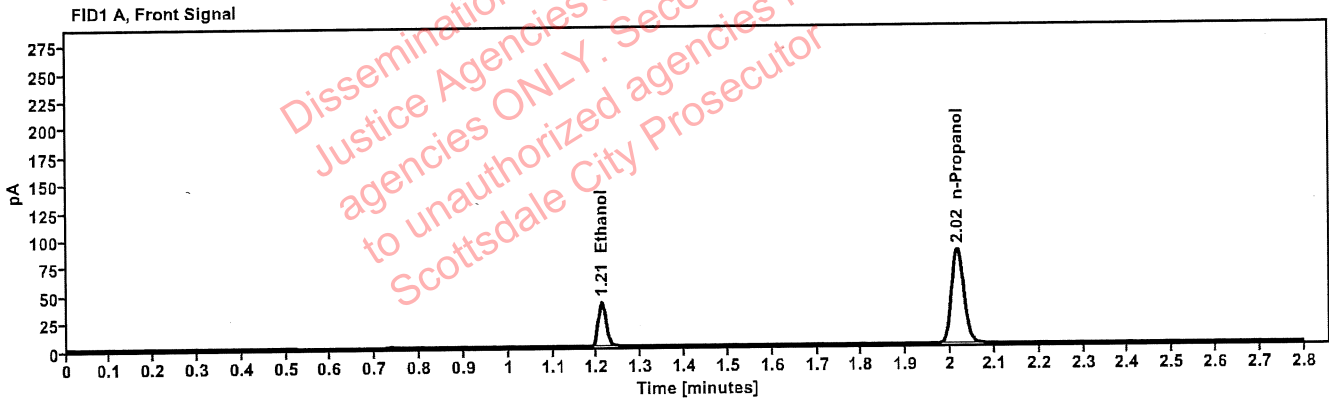


Table 1: FID 1 A (column DB-ALC1)

Compound	Amount (g/100mL)	Time (min)	Peak Area
>Ethanol	0.0826	1.211	50.662
n-Propanol	-----	2.016	169.536

Table 2: FID 2 B (column DB-ALC2)

Compound	Time (min)	Peak Area
Ethanol	1.374	64.377
n-Propanol	2.466	215.949

# Scottsdale Police Department Crime Lab Volatiles Analysis

<b>Sample:</b> 11092018-A	<b>Vial:</b> 64
<b>Description:</b> 0.400	<b>LIMS ID:</b>
<b>Method:</b> ethanol quant.M	<b>Sequence:</b> 29Jun22
<b>Instrument:</b> US14173023 CN14160045	<b>Injection date:</b> 6/29/2022 7:54:51 PM
<b>Data file:</b> C:\Chem32\1\Data\29Jun22\64.D	<b>Analyst:</b> Abbott <i>Abbott</i>

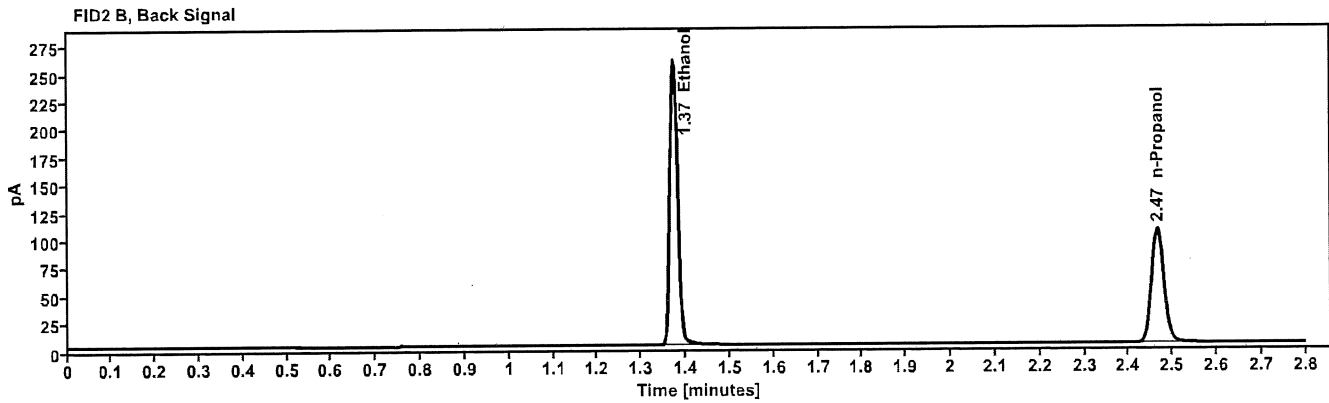
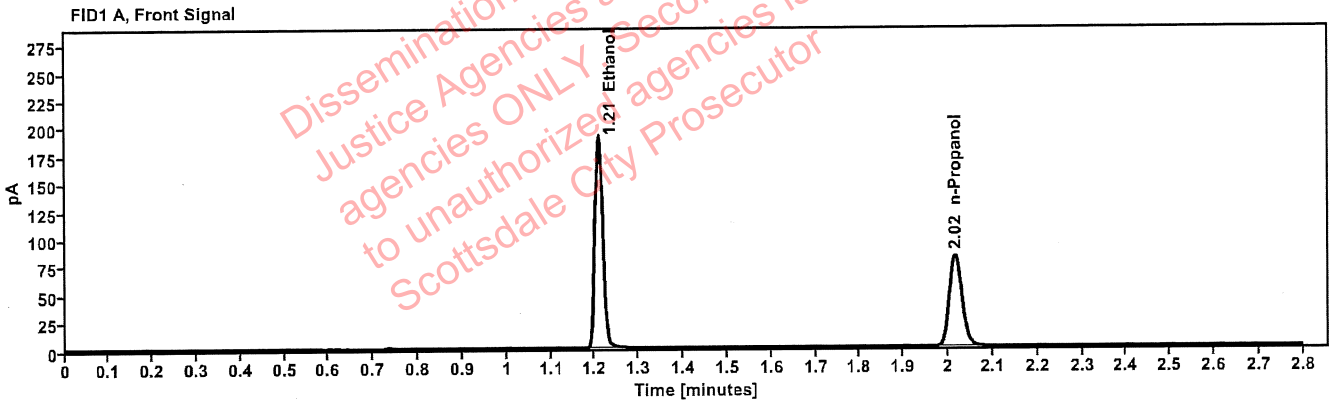


Table 1: FID 1 A (column DB-ALC1)

Compound	Amount (g/100mL)	Time (min)	Peak Area
>Ethanol	0.4076	1.209	243.239
n-Propanol	-----	2.016	163.191

Table 2: FID 2 B (column DB-ALC2)

Compound	Time (min)	Peak Area
Ethanol	1.373	312.086
n-Propanol	2.466	207.689



# Scottsdale Police Department Crime Lab Volatiles Analysis

<b>Sample:</b>	14082019-B	<b>Vial:</b>	65
<b>Description:</b>	0.040	<b>LIMS ID:</b>	
<b>Method:</b>	ethanol quant.M	<b>Sequence:</b>	29Jun22
<b>Instrument:</b>	US14173023 CN14160045	<b>Injection date:</b>	6/29/2022 7:58:51 PM
<b>Data file:</b>	C:\Chem32\1\Data\29Jun22\65.D	<b>Analyst:</b>	Abbott <span style="float: right; margin-right: 20px;"><i>ah</i></span>

Dissemination is restricted to Criminal Justice Agencies and authorized agencies ONLY. Secondary dissemination to unauthorized agencies is PROHIBITED. Scottsdale City Prosecutor

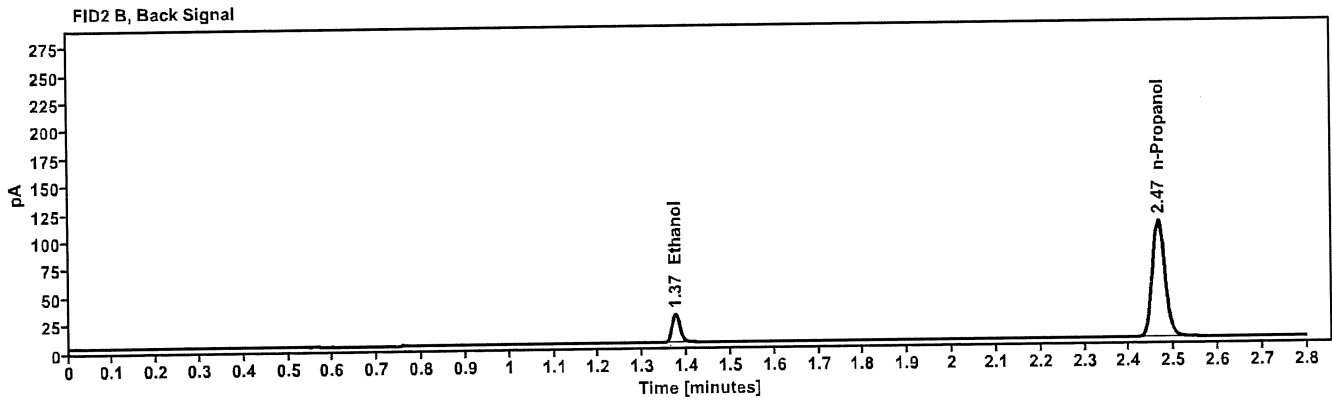
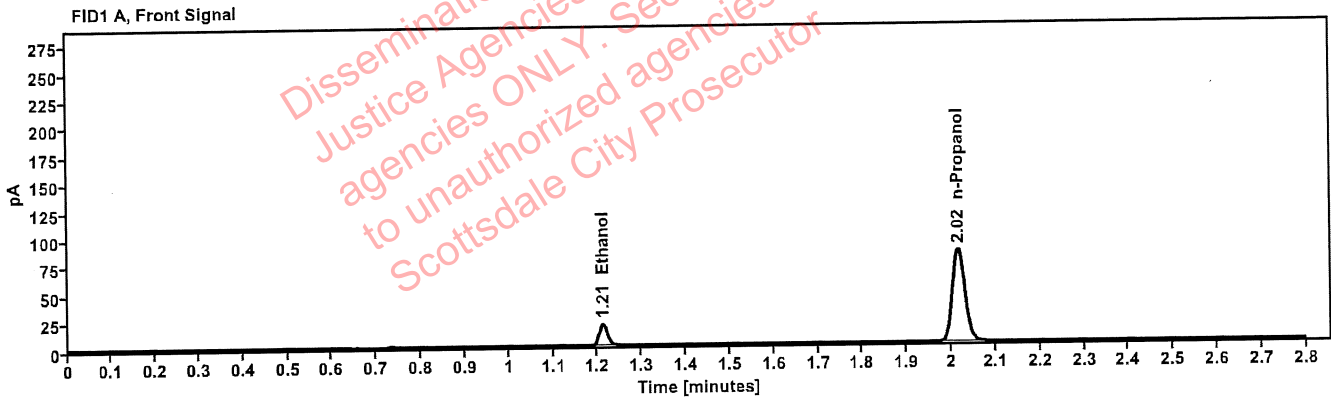


Table 1: FID 1 A (column DB-ALC1)

Compound	Amount (g/100mL)	Time (min)	Peak Area
>Ethanol	0.0415	1.211	24.636
n-Propanol	-----	2.016	166.174

Table 2: FID 2 B (column DB-ALC2)

Compound	Time (min)	Peak Area
Ethanol	1.375	31.440
n-Propanol	2.466	211.609

# Scottsdale Police Department Crime Lab Volatiles Analysis

<b>Sample:</b>	4110320133/8	<b>Vial:</b>	66
<b>Description:</b>	0.199	<b>LIMS ID:</b>	
<b>Method:</b>	ethanol quant.M	<b>Sequence:</b>	29Jun22
<b>Instrument:</b>	US14173023 CN14160045	<b>Injection date:</b>	6/29/2022 8:02:51 PM
<b>Data file:</b>	C:\Chem32\1\Data\29Jun22\66.D	<b>Analyst:</b>	Abbott <i>BA</i>

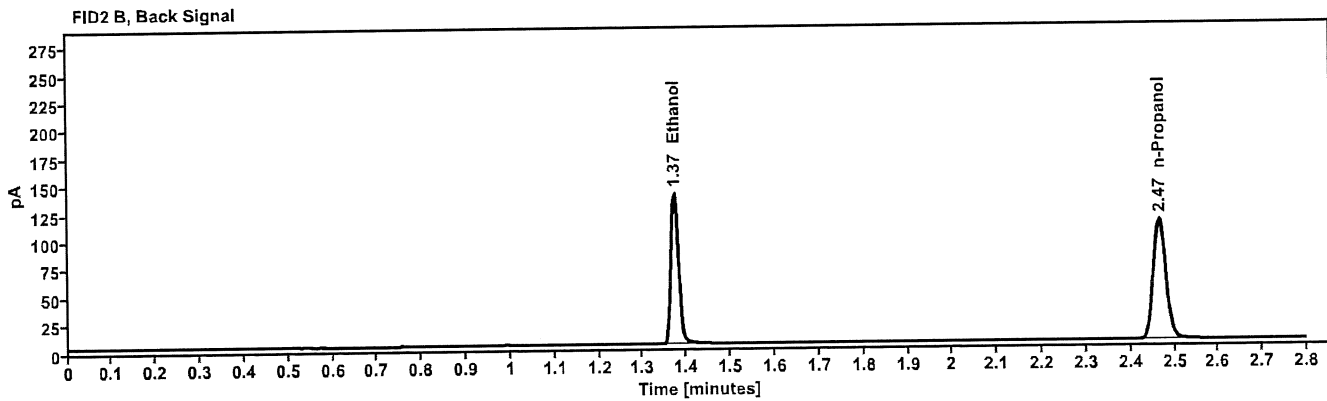
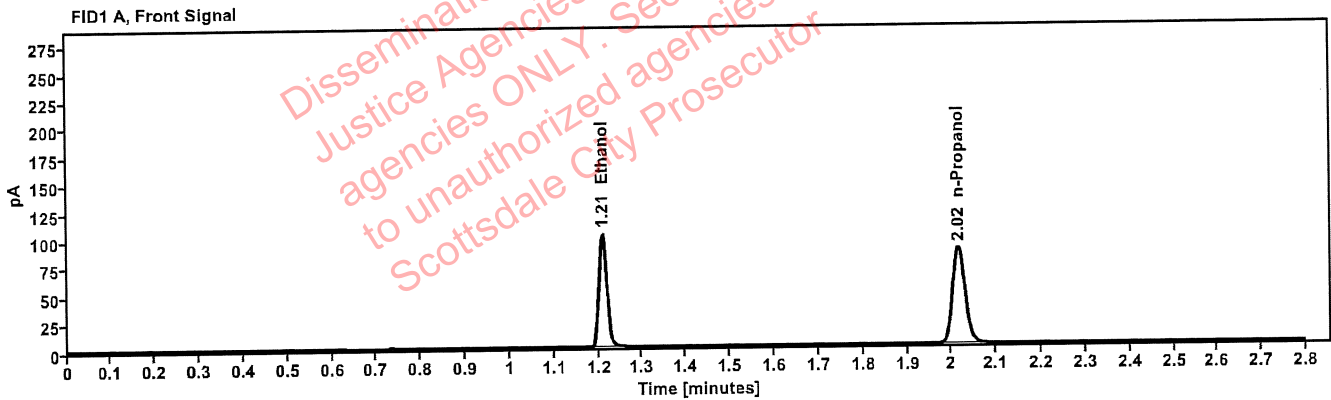


Table 1: FID 1 A (column DB-ALC1)

Compound	Amount (g/100mL)	Time (min)	Peak Area
>Ethanol	0.2056	1.210	129.348
n-Propanol	-----	2.016	172.467

Table 2: FID 2 B (column DB-ALC2)

Compound	Time (min)	Peak Area
Ethanol	1.373	164.807
n-Propanol	2.466	219.726

# Scottsdale Police Department Crime Lab Volatiles Analysis

<b>Sample:</b>	101921WB	<b>Vial:</b>	67
<b>Description:</b>	Negative	<b>LIMS ID:</b>	
<b>Method:</b>	ethanol quant.M	<b>Sequence:</b>	29Jun22
<b>Instrument:</b>	US14173023 CN14160045	<b>Injection date:</b>	6/29/2022 8:07:06 PM
<b>Data file:</b>	C:\Chem32\1\Data\29Jun22\67.D	<b>Analyst:</b>	Abbott <i>JA</i>

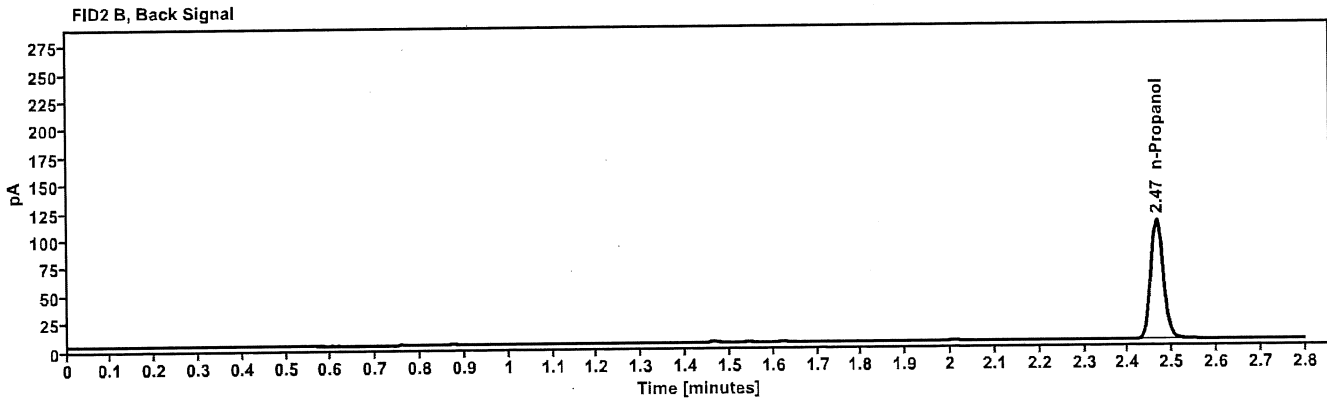
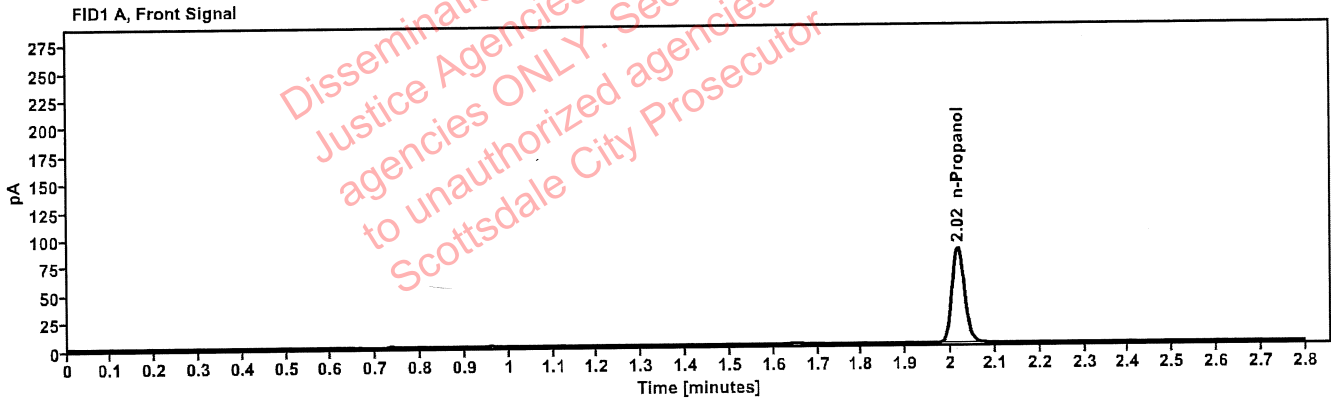



Table 1: FID 1 A (column DB-ALC1)

Compound	Amount (g/100mL)	Time (min)	Peak Area
n-Propanol	-----	2.016	169.469

Table 2: FID 2 B (column DB-ALC2)

Compound	Time (min)	Peak Area
n-Propanol	2.466	216.528

# Sequence Summary

Sequence name: 29Jun22      Instrument: US14173023 CN14160045      Analyst: Abbott 

Vial	Sample	Description	Type	LIMS ID	Method
1	FN10051909	0.020 calibrator	Calibration		ethanol quant.M
2	FN05311902	0.100 calibrator	Calibration		ethanol quant.M
3	FN02052101	0.200 calibrator	Calibration		ethanol quant.M
4	FN03052102	0.400 calibrator	Calibration		ethanol quant.M
5	032922AQ	Negative	Control		ethanol quant.M
6	050721MIX	Volatiles mix	Control		ethanol quant.M
7	11092018-A	0.400	Control		ethanol quant.M
8	14082019-B	0.040	Control		ethanol quant.M
9	4110320133/8	0.199	Control		ethanol quant.M
10	32701TH		Sample		ethanol quant.M
11	32701TH		Sample		ethanol quant.M
12	35301KB		Sample		ethanol quant.M
13	35301KB		Sample		ethanol quant.M
14	32701EC		Sample		ethanol quant.M
15	32701EC		Sample		ethanol quant.M
16	35301PM		Sample		ethanol quant.M
17	35301PM		Sample		ethanol quant.M
18	32701AO		Sample		ethanol quant.M
19	32701AO		Sample		ethanol quant.M
20	20012020-B	0.080	Control		ethanol quant.M
21	38801ZT		Sample		ethanol quant.M
22	38801ZT		Sample		ethanol quant.M
23	32701PH		Sample		ethanol quant.M
24	32701PH		Sample		ethanol quant.M
25	35301AV		Sample		ethanol quant.M
26	35301AV		Sample		ethanol quant.M
27	35301AM		Sample		ethanol quant.M
28	35301AM		Sample		ethanol quant.M
29	39001JT		Sample		ethanol quant.M
30	39001JT		Sample		ethanol quant.M
31	20012020-B	0.080	Control		ethanol quant.M
32	32701DJ		Sample		ethanol quant.M
33	32701DJ		Sample		ethanol quant.M
34	32701CH		Sample		ethanol quant.M
35	32701CH		Sample		ethanol quant.M
36	32701MP		Sample		ethanol quant.M
37	32701MP		Sample		ethanol quant.M
38	35301MS		Sample		ethanol quant.M
39	35301MS		Sample		ethanol quant.M
40	32701PA		Sample		ethanol quant.M
41	32701PA		Sample		ethanol quant.M
42	4110320133/8	0.199	Control		ethanol quant.M
43	35301RM		Sample		ethanol quant.M
44	35301RM		Sample		ethanol quant.M
45	32701JP		Sample		ethanol quant.M
46	32701JP		Sample		ethanol quant.M
47	32701DP		Sample		ethanol quant.M

## Sequence Summary

*dr*

48	32701DP		Sample		ethanol quant.M
49	32701JH		Sample		ethanol quant.M
50	32701JH		Sample		ethanol quant.M
51	39001MR		Sample		ethanol quant.M
52	39001MR		Sample		ethanol quant.M
53	20012020-B	0.080	Control		ethanol quant.M
54	1426377		Sample		ethanol quant.M
55	1426377		Sample		ethanol quant.M
56	40701TH		Sample		ethanol quant.M
57	40701TH		Sample		ethanol quant.M
58	1424099		Sample		ethanol quant.M
59	1424099		Sample		ethanol quant.M
60	1426493		Sample		ethanol quant.M
61	1426493		Sample		ethanol quant.M
62	1426489		Sample		ethanol quant.M
63	1426489		Sample		ethanol quant.M
64	11092018-A	0.400	Control		ethanol quant.M
65	14082019-B	0.040	Control		ethanol quant.M
66	4110320133/8	0.199	Control		ethanol quant.M
67	101921WB	Negative	Control		ethanol quant.M

Dissemination is restricted to Criminal Justice Agencies and authorized agencies ONLY. Secondary dissemination to unauthorized agencies is PROHIBITED.

# Scottsdale Police Department Crime Laboratory Summary of Cases

SEQUENCE NAME: 29Jun22

ANALYST: Abbott *Ab*

Vials	Test 1 (g/dL)	Test 2 (g/dL)	Mean (g/dL)	Percent Difference*	Absolute Difference (g/dL)*
10 11	0.1866	0.1868	0.18670	0.05	0.00010
12 13	0.1667	0.1633	0.16500	1.03	0.00170
14 15	0.2097	0.2116	0.21065	0.45	0.00095
16 17	0.1199	0.1186	0.11925	0.55	0.00065
18 19	0.0766	0.0767	0.07665	0.07	0.00005
21 22	0.1440	0.1453	0.14465	0.45	0.00065
23 24	0.2214	0.2213	0.22135	0.02	0.00005
25 26	0.2433	0.2433	0.24330	0.00	0.00000
27 28	0.1630	0.1614	0.16220	0.49	0.00080
29 30	0.1557	0.1557	0.15570	0.00	0.00000
32 33	0.0871	0.0854	0.08625	0.99	0.00085
34 35	0.2059	0.2052	0.20555	0.17	0.00035
36 37	0.2046	0.1999	0.20225	1.16	0.00235
38 39	0.0642	0.0640	0.06410	0.16	0.00010
40 41	0.1033	0.1037	0.10350	0.19	0.00020
43 44	0.1016	0.1033	0.10245	0.83	0.00085
45 46	0.0954	0.0938	0.09460	0.85	0.00080
47 48	0.3052	0.3024	0.30380	0.46	0.00140
49 50	0.0307	0.0305	0.03060	0.33	0.00010
51 52	0.1450	0.1451	0.14505	0.03	0.00005
54 55	0.1625	0.1636	0.16305	0.34	0.00055
56 57	0.1861	0.1866	0.18635	0.13	0.00025
58 59	0.0471	0.0468	0.04695	0.32	0.00015
60 61	0.1659	0.1655	0.16570	0.12	0.00020
62 63	0.0000	0.0000	0.00000	0.00	0.00000

\*Calculated differences are differences from the mean of the two results.





[REDACTED]: Abbott, Lori - (30-Jun-2022)

Case: [REDACTED] User: LAbbott 6/30/2022

### Scottsdale Police Department Crime Lab Volatiles Analysis

Sample:	32701TH	Vial:	10
Description:	[REDACTED]	LIMS ID:	[REDACTED]
Method:	ethanol quant.M	Sequence:	29Jun22
Instrument:	US14173023 CN14160045	Injection date:	6/29/2022 4:16:36 PM
Data file:	C:\Chem32\1\Data\29Jun22\10.D	Analyst:	Abbott

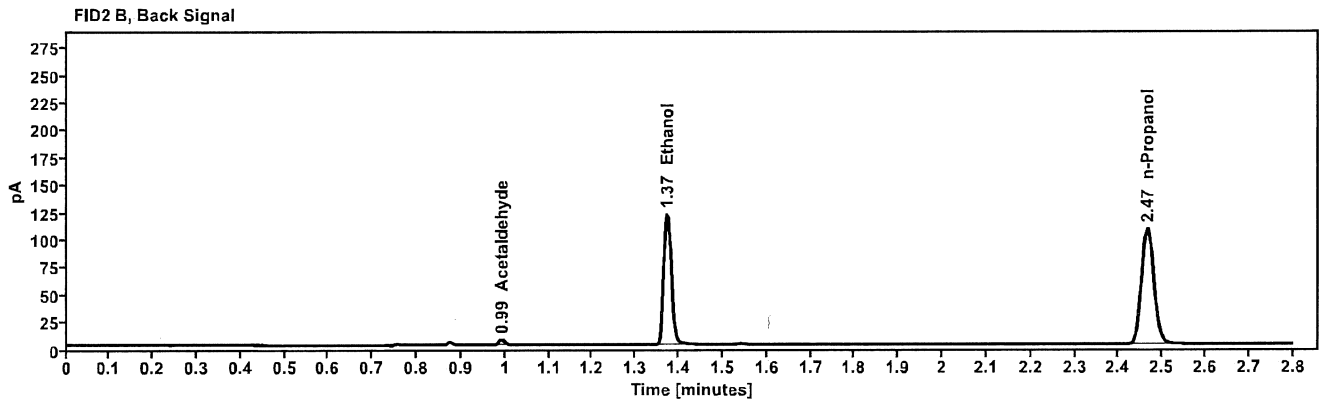
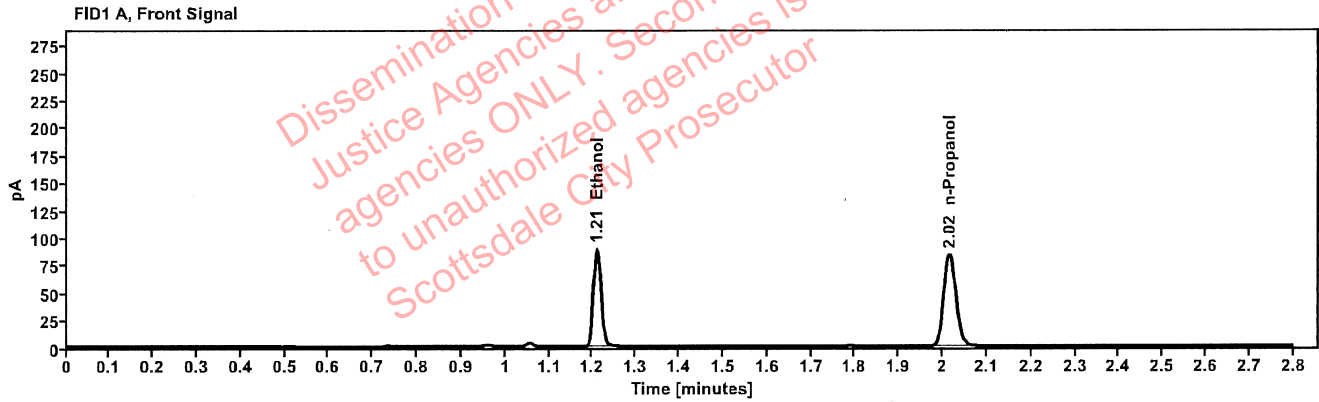


Table 1: FID 1 A (column DB-ALC1)

Compound	Amount (g/100mL)	Time (min)	Peak Area
>Ethanol	0.1866	1.210	113.371
n-Propanol	-----	2.016	166.623

Table 2: FID 2 B (column DB-ALC2)

Compound	Time (min)	Peak Area
Acetaldehyde	0.992	4.700
Ethanol	1.373	144.443
n-Propanol	2.466	212.232

[REDACTED]: Abbott, Lori - (30-Jun-2022)

Case: [REDACTED] User: LAbbott 6/30/2022

### Scottsdale Police Department Crime Lab Volatiles Analysis

Sample:	32701TH	Vial:	11
Description:	[REDACTED]	LIMS ID:	[REDACTED]
Method:	ethanol quant.M	Sequence:	29Jun22
Instrument:	US14173023 CN14160045	Injection date:	6/29/2022 4:20:36 PM
Data file:	C:\Chem32\1\Data\29Jun22\11.D	Analyst:	Abbott

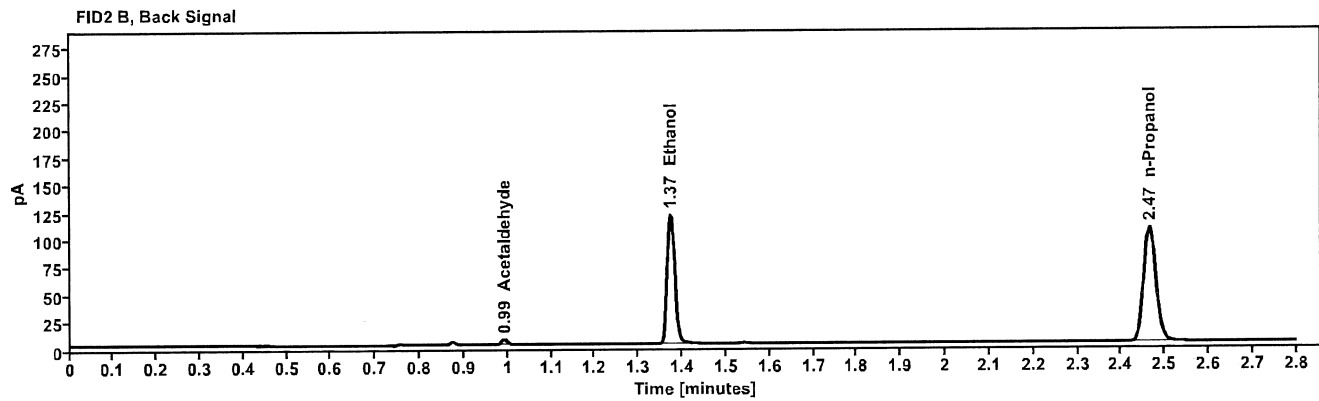
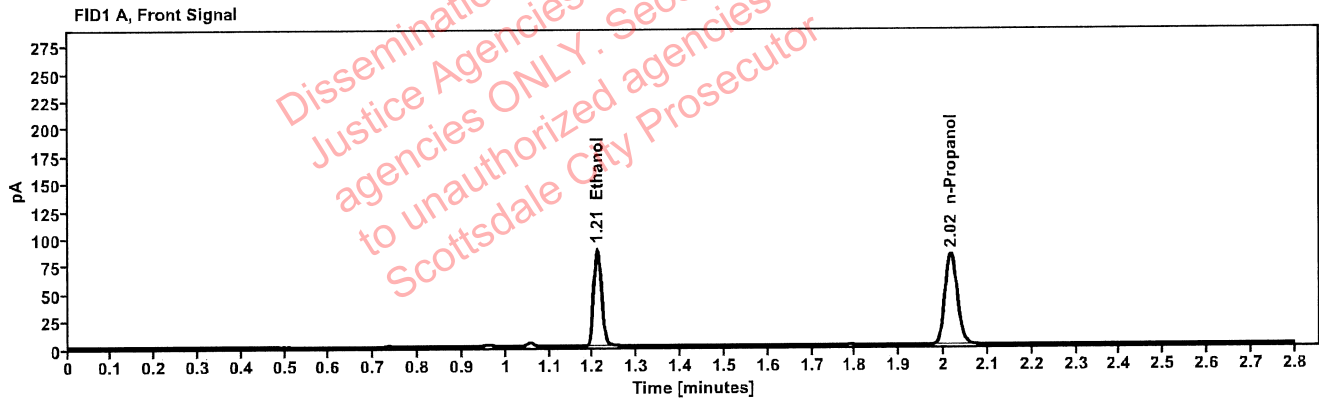


Table 1: FID 1 A (column DB-ALC1)

Compound	Amount (g/100mL)	Time (min)	Peak Area
>Ethanol	0.1868	1.210	112.216
n-Propanol	-----	2.016	164.815

Table 2: FID 2 B (column DB-ALC2)

Compound	Time (min)	Peak Area
Acetaldehyde	0.992	4.731
Ethanol	1.373	142.930
n-Propanol	2.466	209.924

: Abbott, Lori - (30-Jun-2022)

Case: [REDACTED] User: LAbbott 6/30/2022

### Scottsdale Police Department Crime Lab Volatiles Analysis

Sample:	35301KB	Vial:	12
Description:	[REDACTED]	LIMS ID:	[REDACTED]
Method:	ethanol quant.M	Sequence:	29Jun22
Instrument:	US14173023 CN14160045	Injection date:	6/29/2022 4:24:36 PM
Data file:	C:\Chem32\1\Data\29Jun22\12.D	Analyst:	Abbott

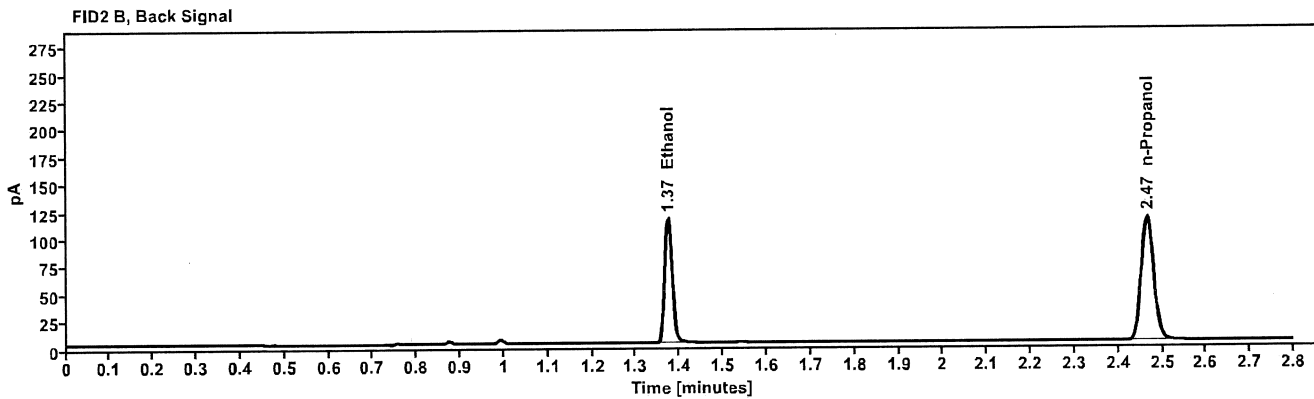
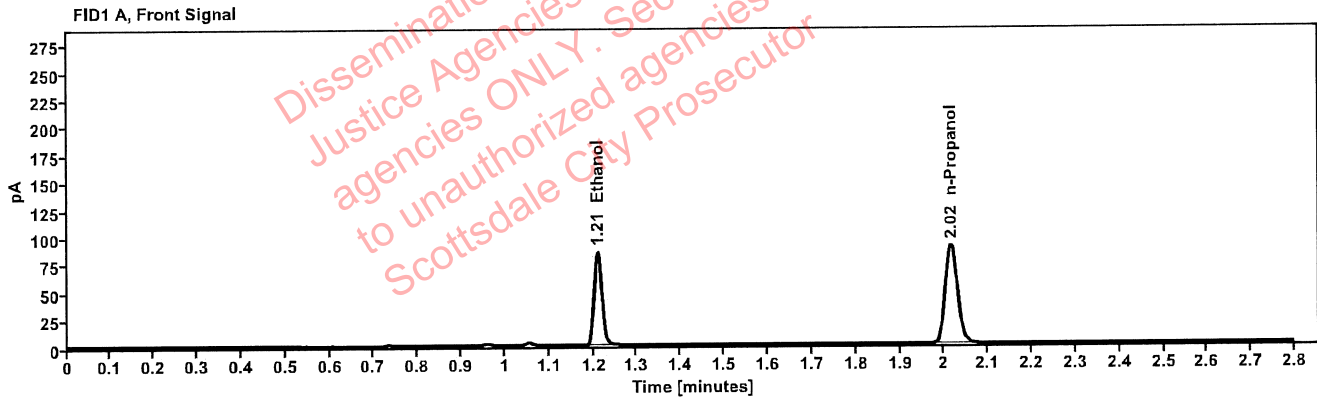


Table 1: FID 1 A (column DB-ALC1)

Compound	Amount (g/100mL)	Time (min)	Peak Area
>Ethanol	0.1667	1.210	108.507
n-Propanol	-----	2.016	178.720

Table 2: FID 2 B (column DB-ALC2)

Compound	Time (min)	Peak Area
Ethanol	1.374	138.144
n-Propanol	2.466	227.945

### Scottsdale Police Department Crime Lab Volatiles Analysis

Sample:	35301KB	Vial:	13
Description:	[REDACTED]	LIMS ID:	[REDACTED]
Method:	ethanol quant.M	Sequence:	29Jun22
Instrument:	US14173023 CN14160045	Injection date:	6/29/2022 4:28:51 PM
Data file:	C:\Chem32\1\Data\29Jun22\13.D	Analyst:	Abbott

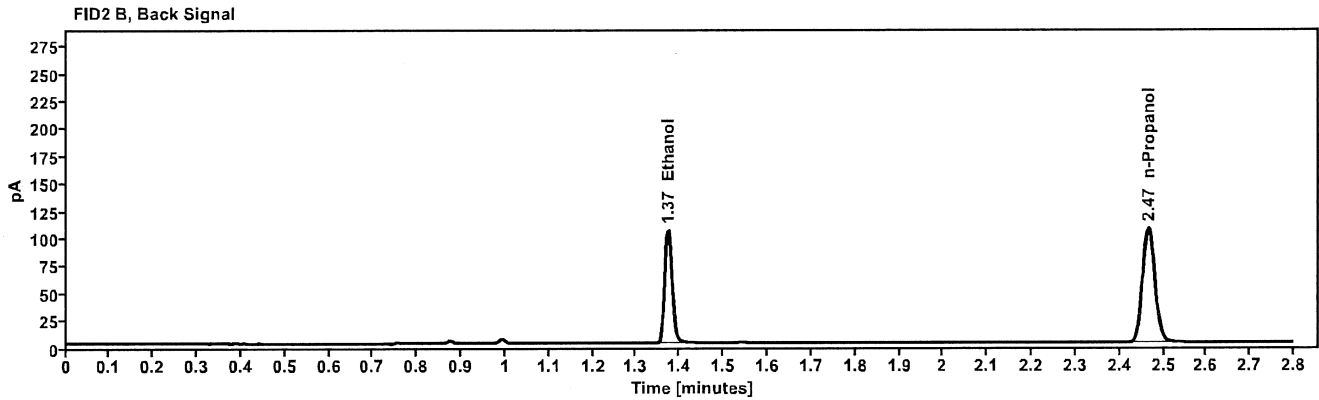
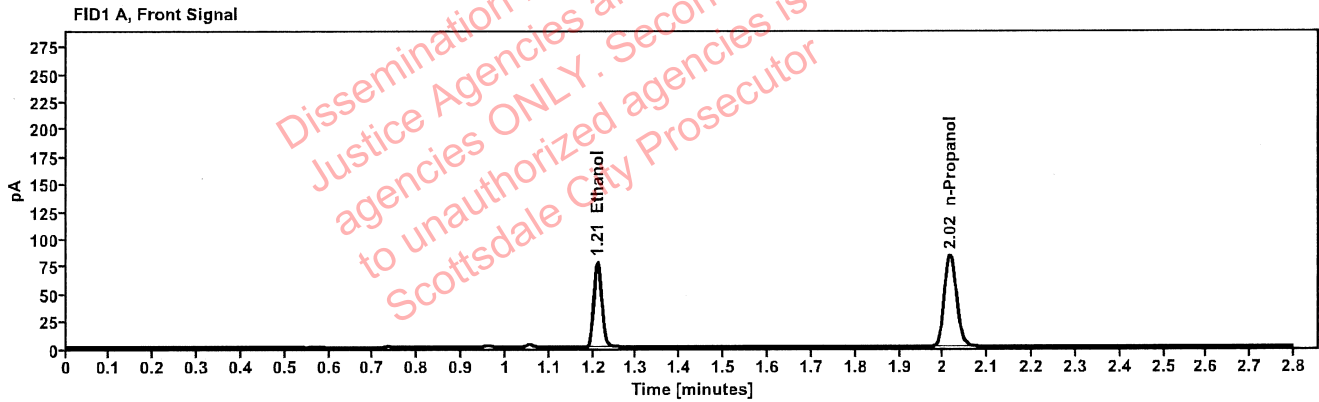


Table 1: FID 1 A (column DB-ALC1)

Compound	Amount (g/100mL)	Time (min)	Peak Area
>Ethanol	0.1633	1.210	98.771
n-Propanol	-----	2.016	166.037

Table 2: FID 2 B (column DB-ALC2)

Compound	Time (min)	Peak Area
Ethanol	1.373	125.743
n-Propanol	2.466	211.541

: Abbott, Lori - (30-Jun-2022)

Case: User: LAbbott 6/30/2022

### Scottsdale Police Department Crime Lab Volatiles Analysis

Sample:	32701EC	Vial:	14
Description:		LIMS ID:	
Method:	ethanol quant.M	Sequence:	29Jun22
Instrument:	US14173023 CN14160045	Injection date:	6/29/2022 4:32:51 PM
Data file:	C:\Chem32\1\Data\29Jun22\14.D	Analyst:	Abbott

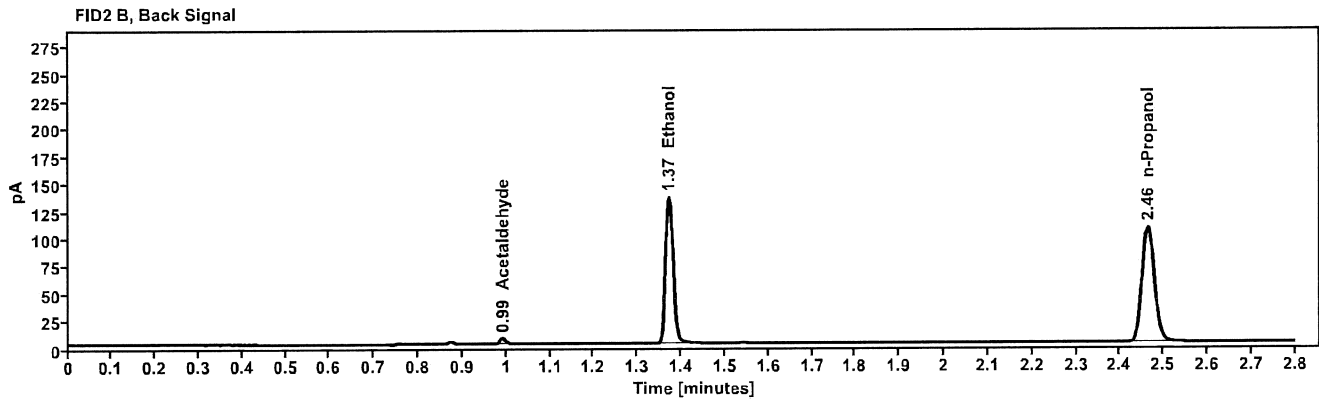
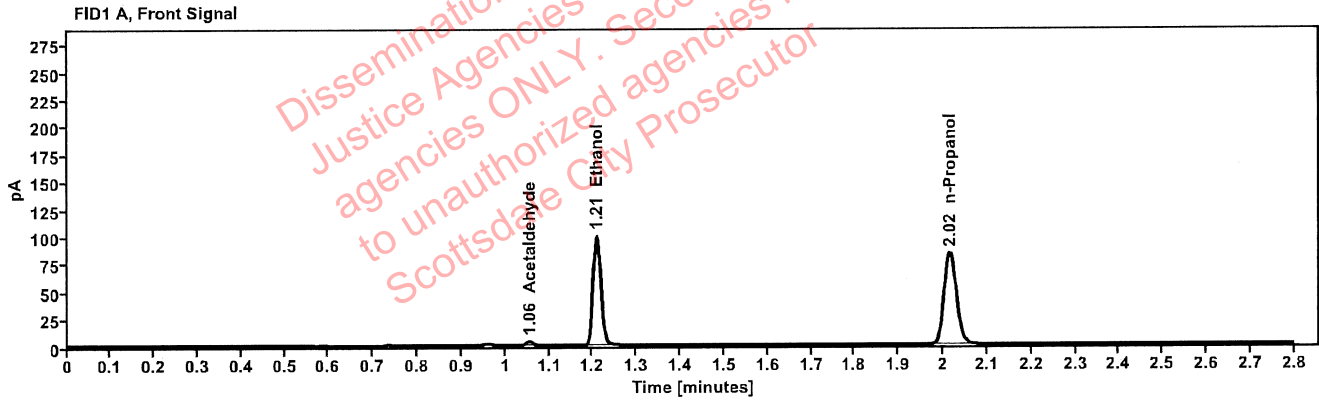


Table 1: FID 1 A (column DB-ALC1)

Compound	Amount (g/100mL)	Time (min)	Peak Area
Acetaldehyde	-----	1.055	3.782
>Ethanol	0.2097	1.209	126.869
n-Propanol	-----	2.015	165.854

Table 2: FID 2 B (column DB-ALC2)

Compound	Time (min)	Peak Area
Acetaldehyde	0.992	4.994
Ethanol	1.372	161.939
n-Propanol	2.465	211.128



### Scottsdale Police Department Crime Lab Volatiles Analysis

Sample:	32701EC	Vial:	15
Description:		LIMS ID:	
Method:	ethanol quant.M	Sequence:	29Jun22
Instrument:	US14173023 CN14160045	Injection date:	6/29/2022 4:36:51 PM
Data file:	C:\Chem32\1\Data\29Jun22\15.D	Analyst:	Abbott

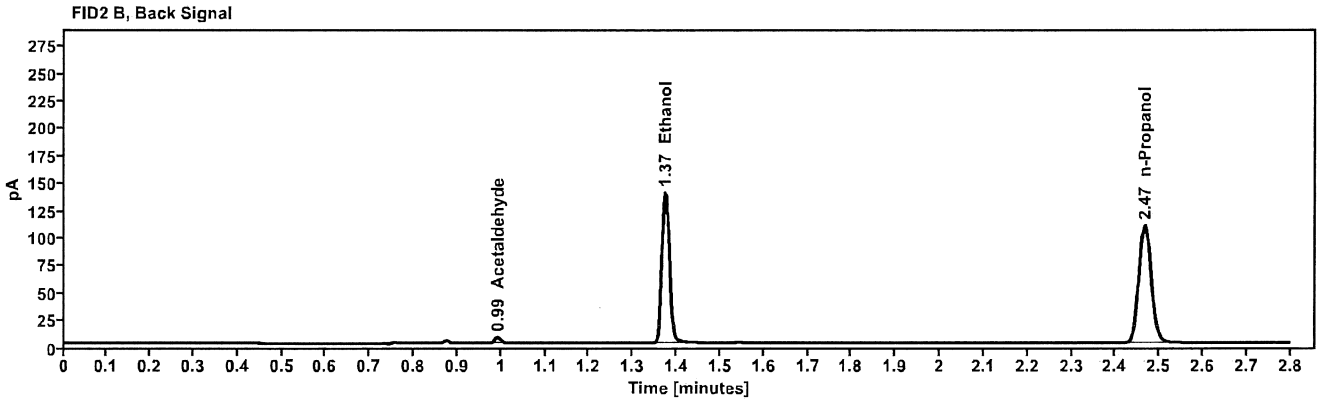
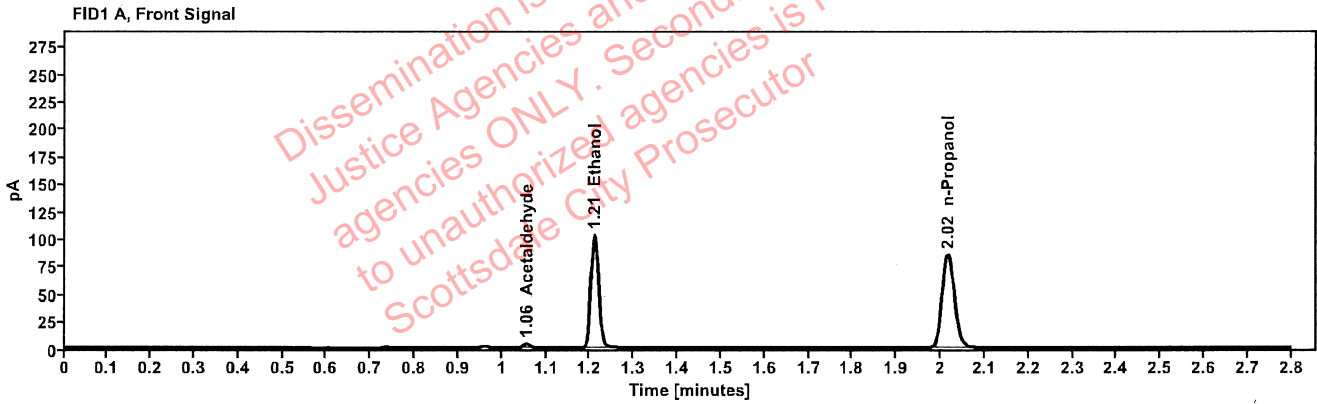


Table 1: FID 1 A (column DB-ALC1)

Compound	Amount (g/100mL)	Time (min)	Peak Area
Acetaldehyde	-----	1.056	3.850
>Ethanol	0.2116	1.210	130.360
n-Propanol	-----	2.016	168.851

Table 2: FID 2 B (column DB-ALC2)

Compound	Time (min)	Peak Area
Acetaldehyde	0.993	5.067
Ethanol	1.373	166.178
n-Propanol	2.466	214.990

: Abbott, Lori - (30-Jun-2022)

Case: [REDACTED] User: LAbbott 6/30/2022

## Scottsdale Police Department Crime Lab Volatiles Analysis

Sample:	35301PM	Vial:	16
Description:	[REDACTED]	LIMS ID:	[REDACTED]
Method:	ethanol quant.M	Sequence:	29Jun22
Instrument:	US14173023 CN14160045	Injection date:	6/29/2022 4:40:50 PM
Data file:	C:\Chem32\1\Data\29Jun22\16.D	Analyst:	Abbott

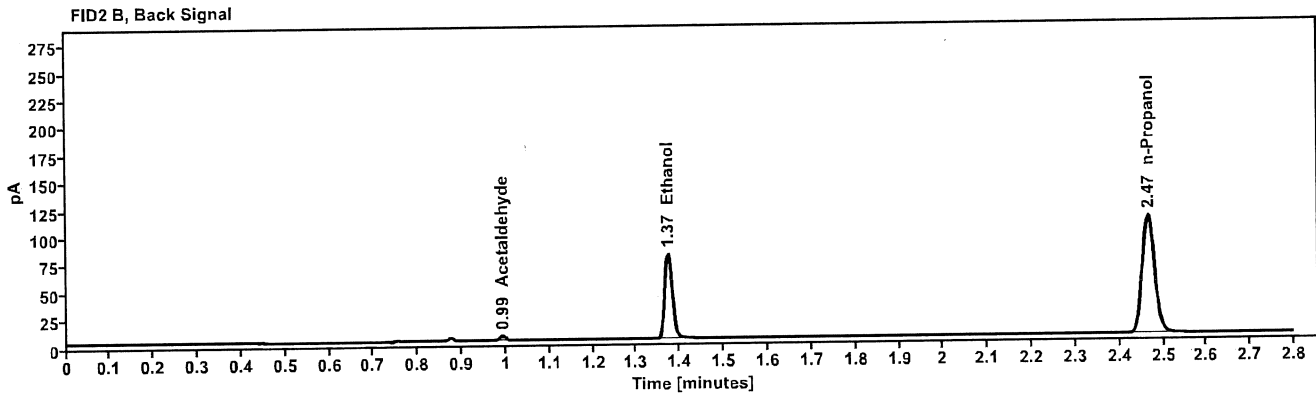
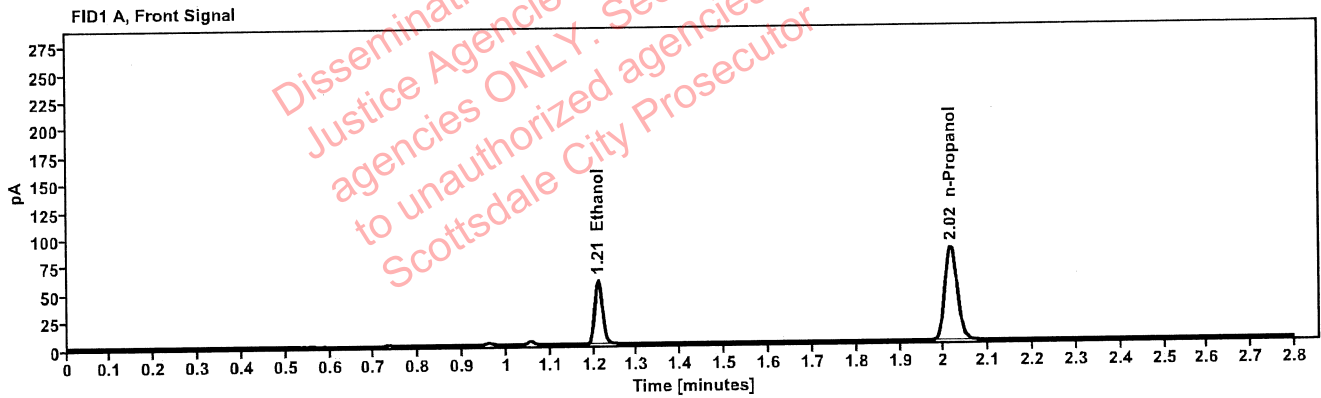


Table 1: FID 1 A (column DB-ALC1)

Compound	Amount (g/100mL)	Time (min)	Peak Area
>Ethanol	0.1199	1.210	74.055
n-Propanol	-----	2.016	170.037

Table 2: FID 2 B (column DB-ALC2)

Compound	Time (min)	Peak Area
Acetaldehyde	0.993	4.327
Ethanol	1.374	94.224
n-Propanol	2.466	216.296

## Scottsdale Police Department Crime Lab Volatiles Analysis

Sample:	35301PM	Vial:	17
Description:	[REDACTED]	LIMS ID:	[REDACTED]
Method:	ethanol quant.M	Sequence:	29Jun22
Instrument:	US14173023 CN14160045	Injection date:	6/29/2022 4:44:51 PM
Data file:	C:\Chem32\1\Data\29Jun22\17.D	Analyst:	Abbott

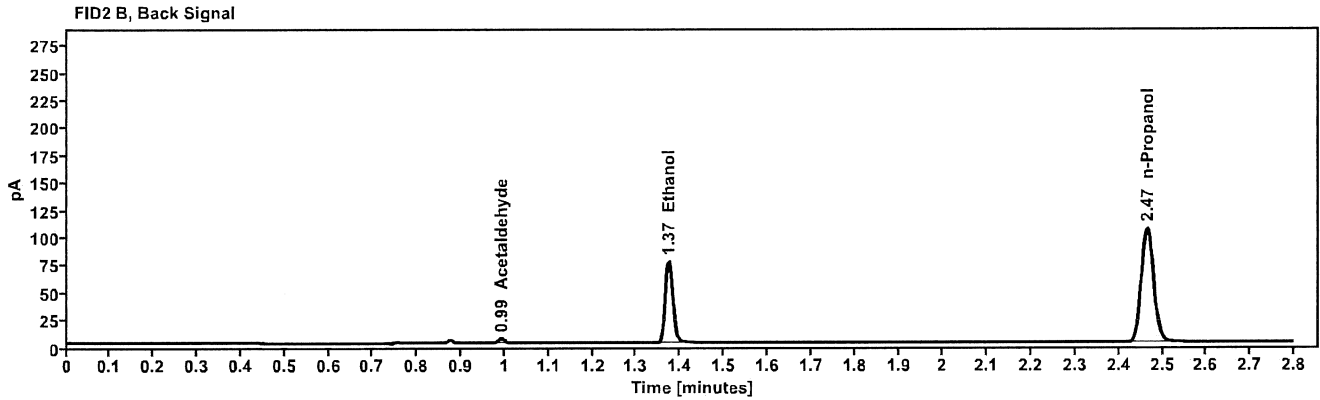
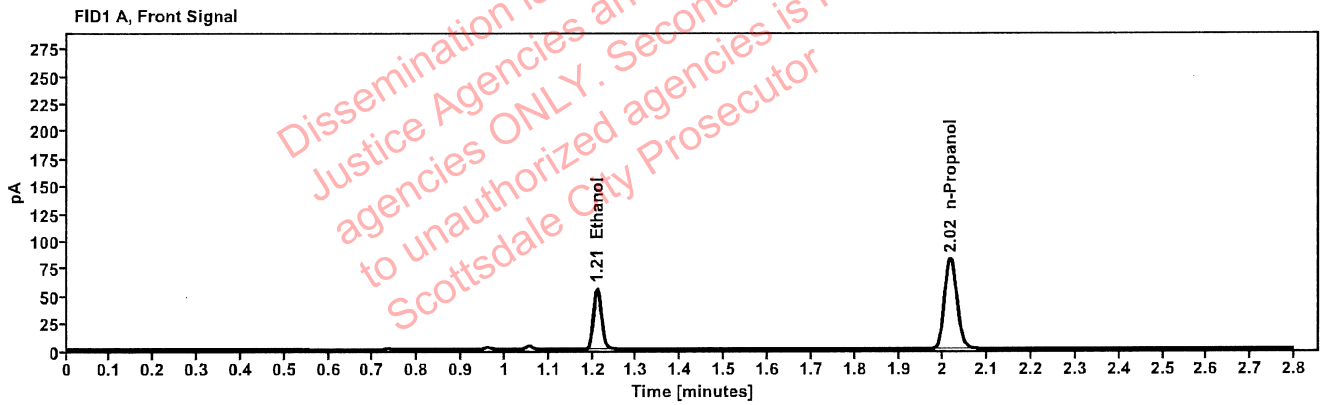


Table 1: FID 1 A (column DB-ALC1)

Compound	Amount (g/100mL)	Time (min)	Peak Area
>Ethanol	0.1186	1.210	70.815
n-Propanol	-----	2.016	164.294

Table 2: FID 2 B (column DB-ALC2)

Compound	Time (min)	Peak Area
Acetaldehyde	0.992	4.331
Ethanol	1.373	90.158
n-Propanol	2.466	209.002

### Scottsdale Police Department Crime Lab Volatiles Analysis

Sample:	32701AO	Vial:	18
Description:	[REDACTED]	LIMS ID:	[REDACTED]
Method:	ethanol quant.M	Sequence:	29Jun22
Instrument:	US14173023 CN14160045	Injection date:	6/29/2022 4:48:51 PM
Data file:	C:\Chem32\1\Data\29Jun22\18.D	Analyst:	Abbott

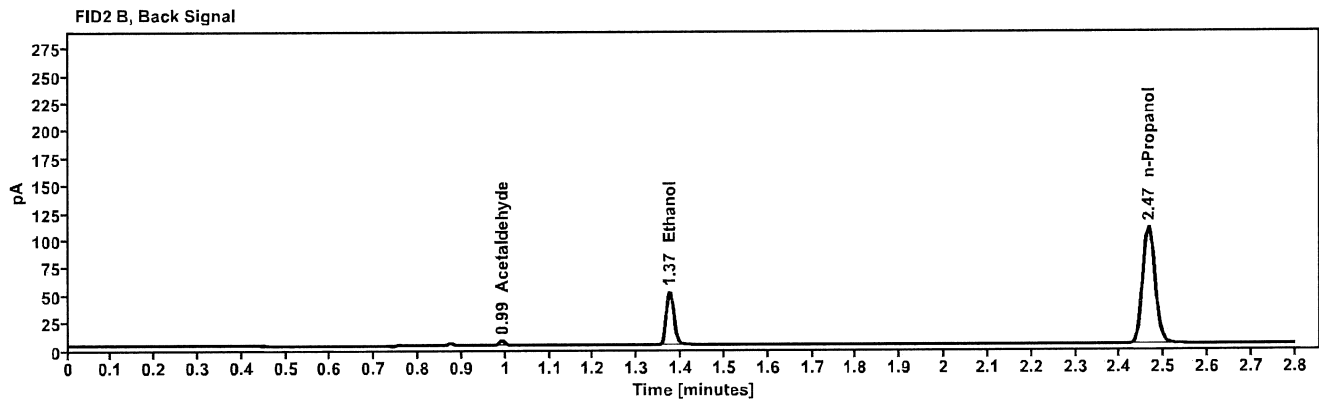
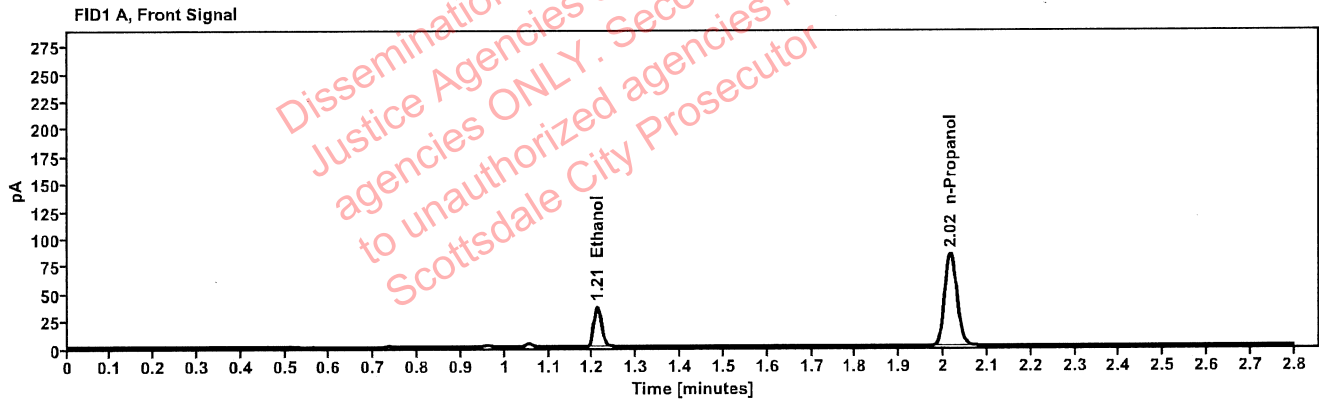


Table 1: FID 1 A (column DB-ALC1)

Compound	Amount (g/100mL)	Time (min)	Peak Area
>Ethanol	0.0766	1.210	46.345
n-Propanol	-----	2.015	167.431

Table 2: FID 2 B (column DB-ALC2)

Compound	Time (min)	Peak Area
Acetaldehyde	0.992	4.164
Ethanol	1.374	58.730
n-Propanol	2.466	213.336

[REDACTED]: Abbott, Lori - (30-Jun-2022)

Case: [REDACTED] User: LAbbott 6/30/2022

### Scottsdale Police Department Crime Lab Volatiles Analysis

Sample:	32701AO	Vial:	19
Description:	[REDACTED]	LIMS ID:	[REDACTED]
Method:	ethanol quant.M	Sequence:	29Jun22
Instrument:	US14173023 CN14160045	Injection date:	6/29/2022 4:53:06 PM
Data file:	C:\Chem32\1\Data\29Jun22\19.D	Analyst:	Abbott

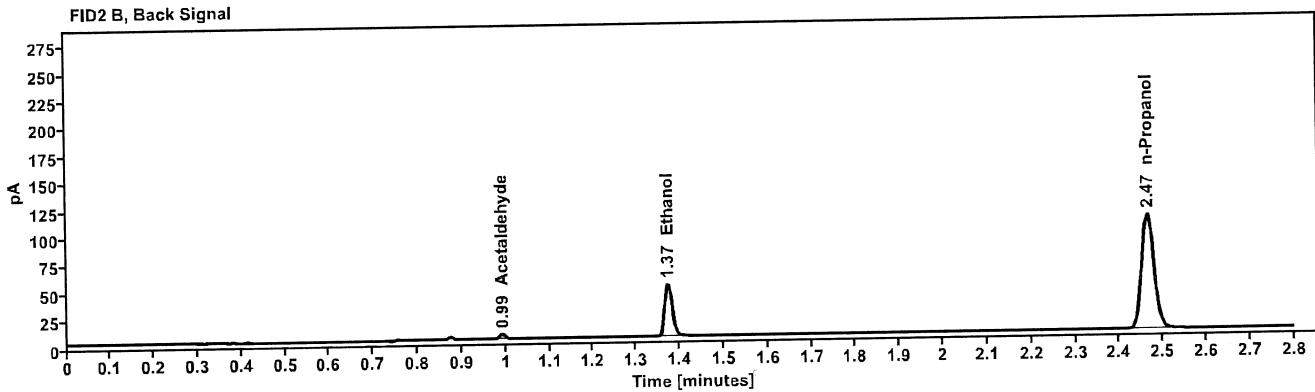
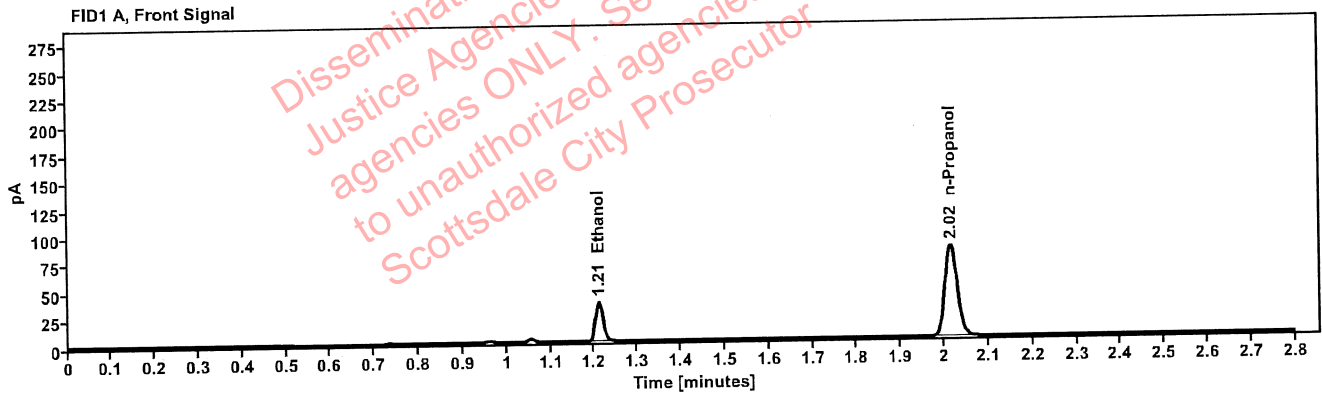


Table 1: FID 1 A (column DB-ALC1)

Compound	Amount (g/100mL)	Time (min)	Peak Area
>Ethanol	0.0767	1.211	45.789
n-Propanol	-----	2.016	165.151

Table 2: FID 2 B (column DB-ALC2)

Compound	Time (min)	Peak Area
Acetaldehyde	0.992	4.199
Ethanol	1.374	57.959
n-Propanol	2.466	210.353

### Scottsdale Police Department Crime Lab Volatiles Analysis

Sample:	38801ZT	Vial:	21
Description:	[REDACTED]	LIMS ID:	[REDACTED]
Method:	ethanol quant.M	Sequence:	29Jun22
Instrument:	US14173023 CN14160045	Injection date:	6/29/2022 5:01:06 PM
Data file:	C:\Chem32\1\Data\29Jun22\21.D	Analyst:	Abbott

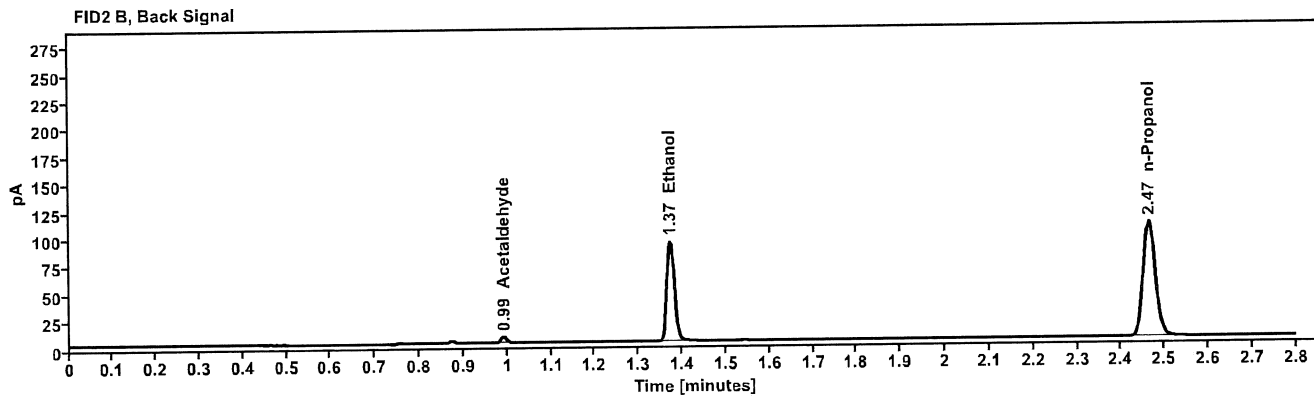
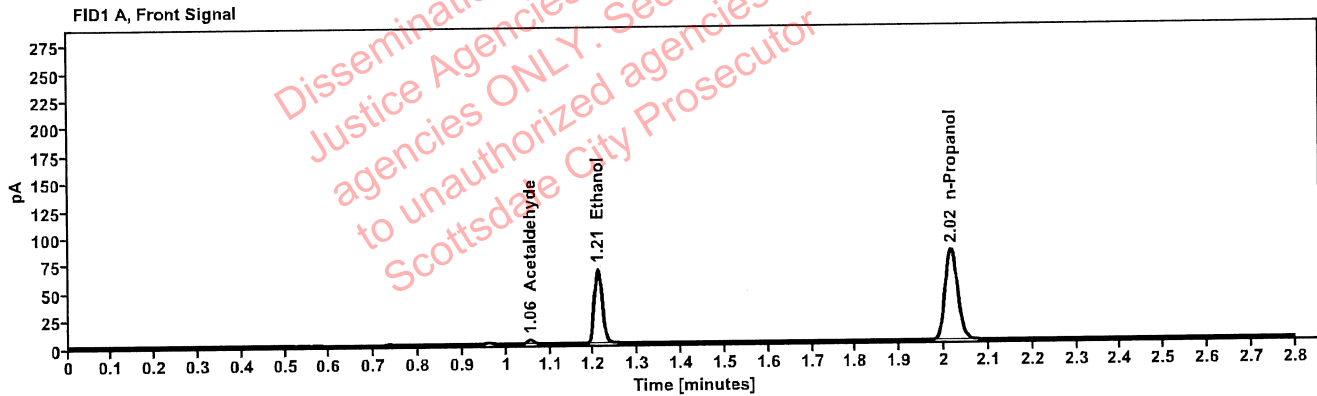


Table 1: FID 1 A (column DB-ALC1)

Compound	Amount (g/100mL)	Time (min)	Peak Area
Acetaldehyde	-----	1.055	4.003
>Ethanol	0.1440	1.210	86.410
n-Propanol	-----	2.015	164.874

Table 2: FID 2 B (column DB-ALC2)

Compound	Time (min)	Peak Area
Acetaldehyde	0.992	5.258
Ethanol	1.373	109.896
n-Propanol	2.465	209.855

### Scottsdale Police Department Crime Lab Volatiles Analysis

Sample:	38801ZT	Vial:	22
Description:	[REDACTED]	LIMS ID:	[REDACTED]
Method:	ethanol quant.M	Sequence:	29Jun22
Instrument:	US14173023 CN14160045	Injection date:	6/29/2022 5:05:07 PM
Data file:	C:\Chem32\1\Data\29Jun22\22.D	Analyst:	Abbott

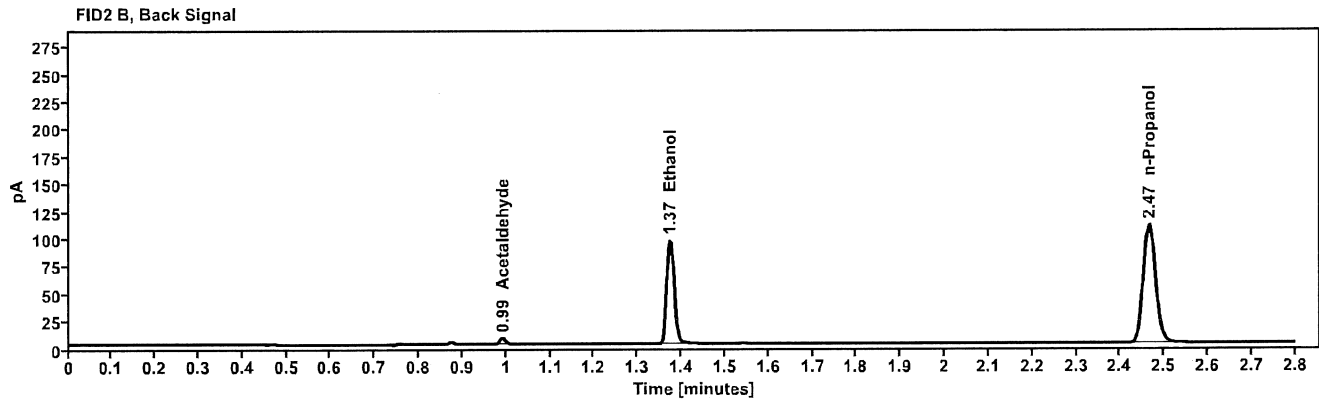
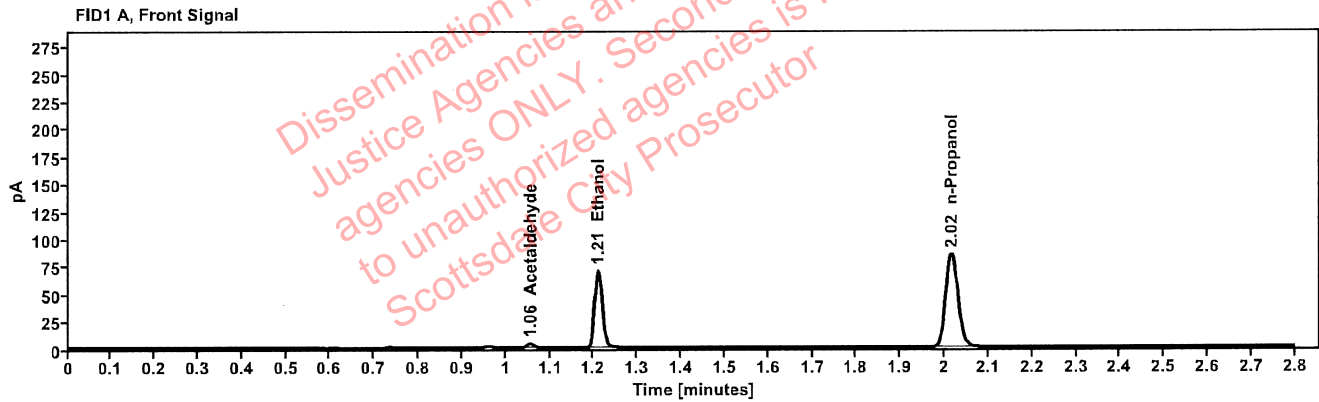


Table 1: FID 1 A (column DB-ALC1)

Compound	Amount (g/100mL)	Time (min)	Peak Area
Acetaldehyde	-----	1.055	4.048
>Ethanol	0.1453	1.210	89.667
n-Propanol	-----	2.016	169.557

Table 2: FID 2 B (column DB-ALC2)

Compound	Time (min)	Peak Area
Acetaldehyde	0.992	5.322
Ethanol	1.373	114.063
n-Propanol	2.466	215.744

: Abbott, Lori - (30-Jun-2022)

Case: [REDACTED] User: LAbbott 6/30/2022

### Scottsdale Police Department Crime Lab Volatiles Analysis

Sample:	32701PH	Vial:	23
Description:	[REDACTED]	LIMS ID:	[REDACTED]
Method:	ethanol quant.M	Sequence:	29Jun22
Instrument:	US14173023 CN14160045	Injection date:	6/29/2022 5:09:06 PM
Data file:	C:\Chem32\1\Data\29Jun22\23.D	Analyst:	Abbott

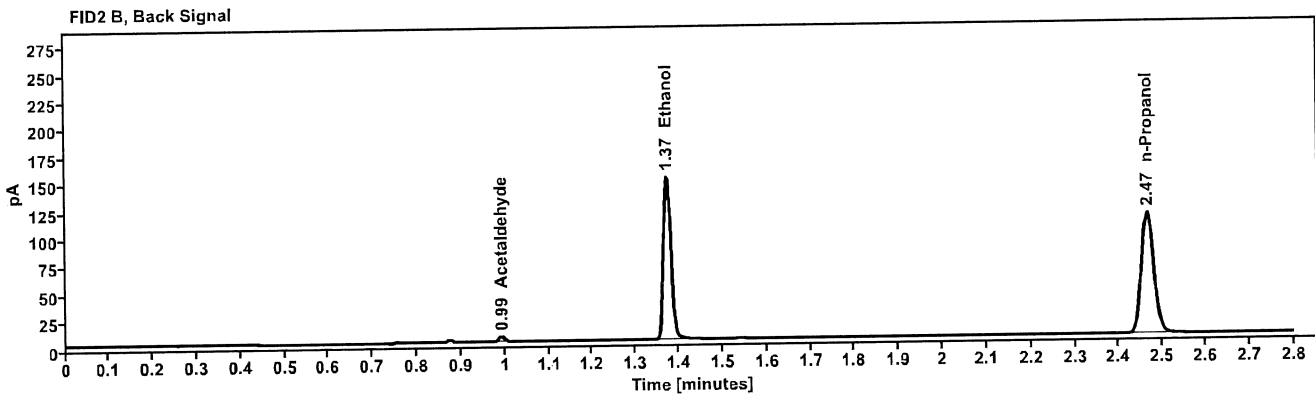
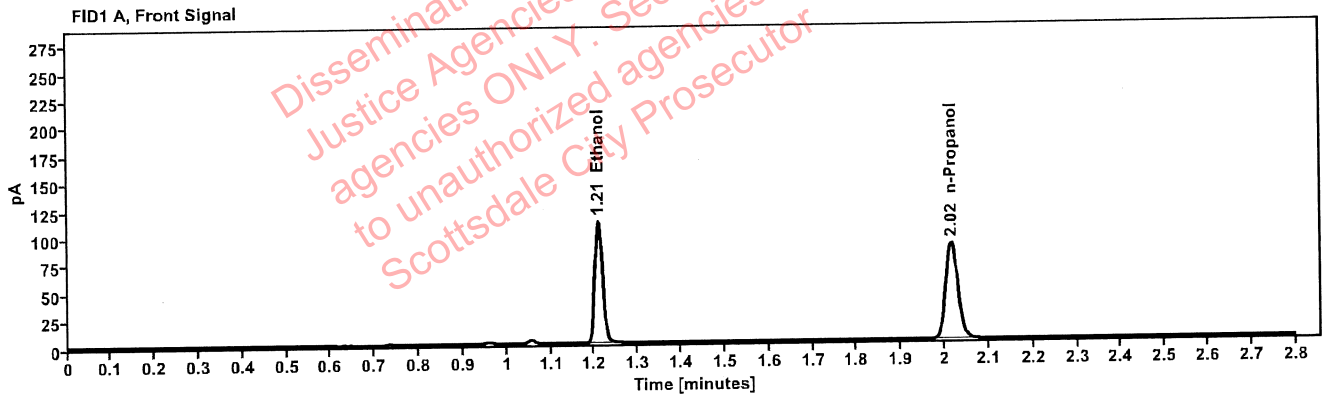


Table 1: FID 1 A (column DB-ALC1)

Compound	Amount (g/100mL)	Time (min)	Peak Area
>Ethanol	0.2214	1.210	140.946
n-Propanol	-----	2.016	174.473

Table 2: FID 2 B (column DB-ALC2)

Compound	Time (min)	Peak Area
Acetaldehyde	0.993	4.750
Ethanol	1.373	179.781
n-Propanol	2.466	222.416



### Scottsdale Police Department Crime Lab Volatiles Analysis

Sample:	32701PH	Vial:	24
Description:	[REDACTED]	LIMS ID:	[REDACTED]
Method:	ethanol quant.M	Sequence:	29Jun22
Instrument:	US14173023 CN14160045	Injection date:	6/29/2022 5:13:06 PM
Data file:	C:\Chem32\1\Data\29Jun22\24.D	Analyst:	Abbott

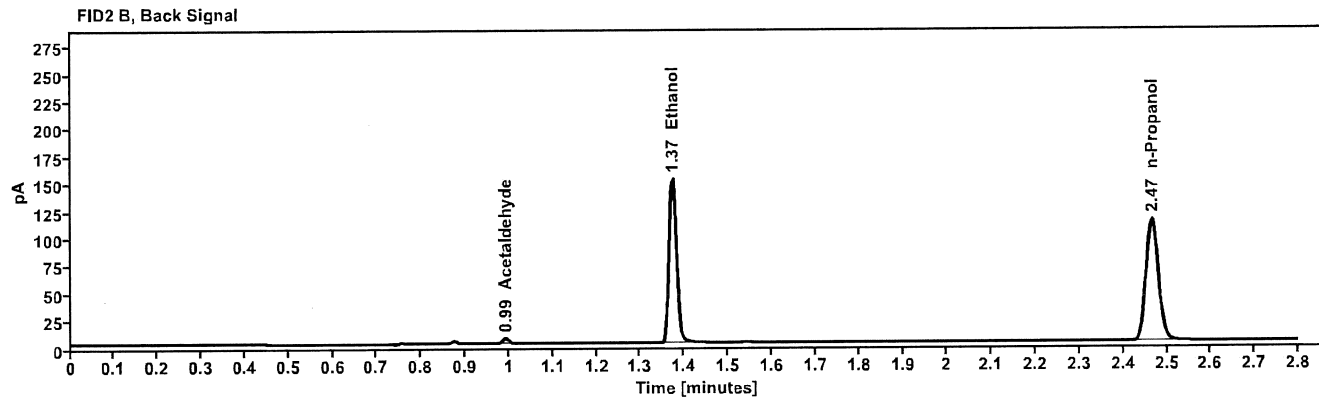
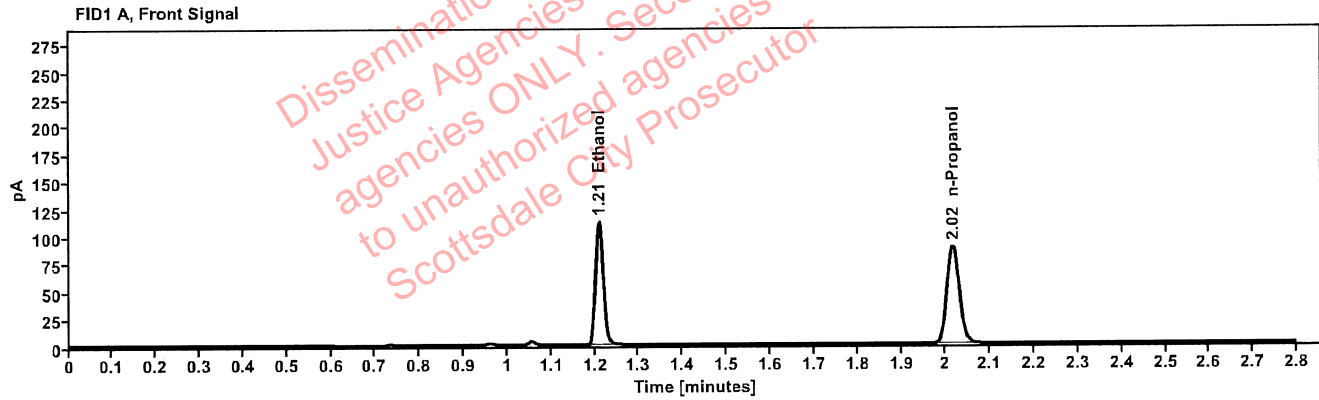


Table 1: FID 1 A (column DB-ALC1)

Compound	Amount (g/100mL)	Time (min)	Peak Area
>Ethanol	0.2213	1.210	142.533
n-Propanol	-----	2.016	176.468

Table 2: FID 2 B (column DB-ALC2)

Compound	Time (min)	Peak Area
Acetaldehyde	0.993	4.748
Ethanol	1.373	182.341
n-Propanol	2.466	224.771

[REDACTED]: Abbott, Lori - (30-Jun-2022)

Case: [REDACTED] User: LAbbott 6/30/2022

## Scottsdale Police Department Crime Lab Volatiles Analysis

Sample:	35301AV	Vial:	25
Description:	[REDACTED]	LIMS ID:	[REDACTED]
Method:	ethanol quant.M	Sequence:	29Jun22
Instrument:	US14173023 CN14160045	Injection date:	6/29/2022 5:17:21 PM
Data file:	C:\Chem32\1\Data\29Jun22\25.D	Analyst:	Abbott

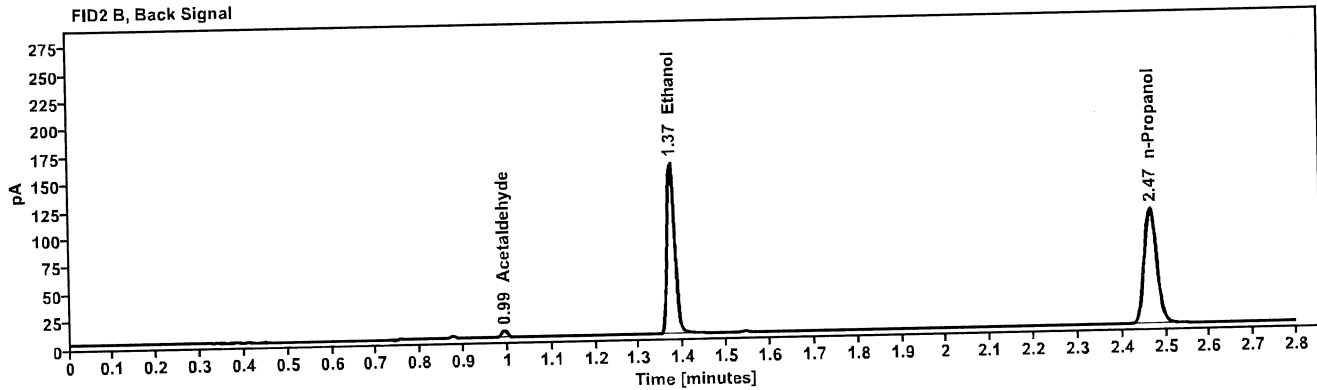
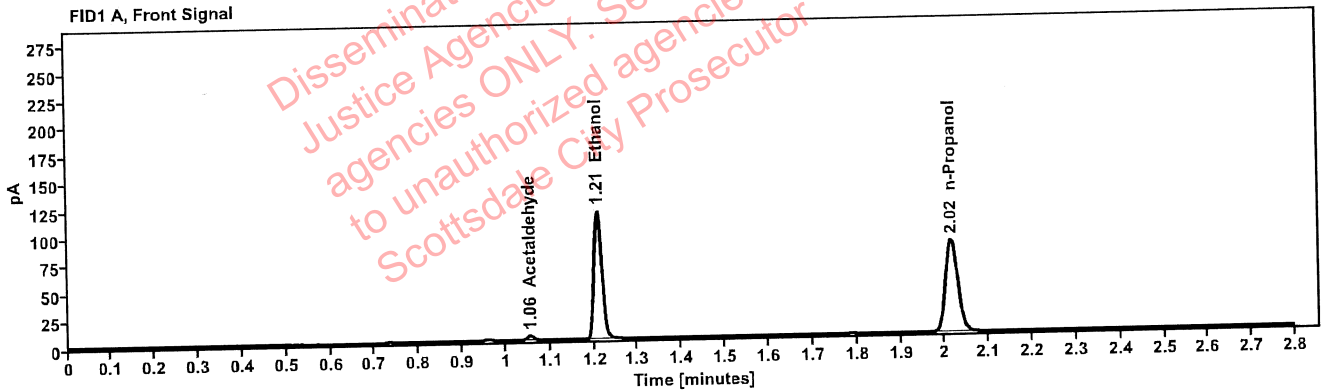


Table 1: FID 1 A (column DB-ALC1)

Compound	Amount (g/100mL)	Time (min)	Peak Area
Acetaldehyde	-----	1.055	4.445
>Ethanol	0.2433	1.209	148.177
n-Propanol	-----	2.016	166.846

Table 2: FID 2 B (column DB-ALC2)

Compound	Time (min)	Peak Area
Acetaldehyde	0.992	5.822
Ethanol	1.373	189.389
n-Propanol	2.466	212.210

### Scottsdale Police Department Crime Lab Volatiles Analysis

Sample:	35301AV	Vial:	26
Description:	[REDACTED]	LIMS ID:	[REDACTED]
Method:	ethanol quant.M	Sequence:	29Jun22
Instrument:	US14173023 CN14160045	Injection date:	6/29/2022 5:21:20 PM
Data file:	C:\Chem32\1\Data\29Jun22\26.D	Analyst:	Abbott

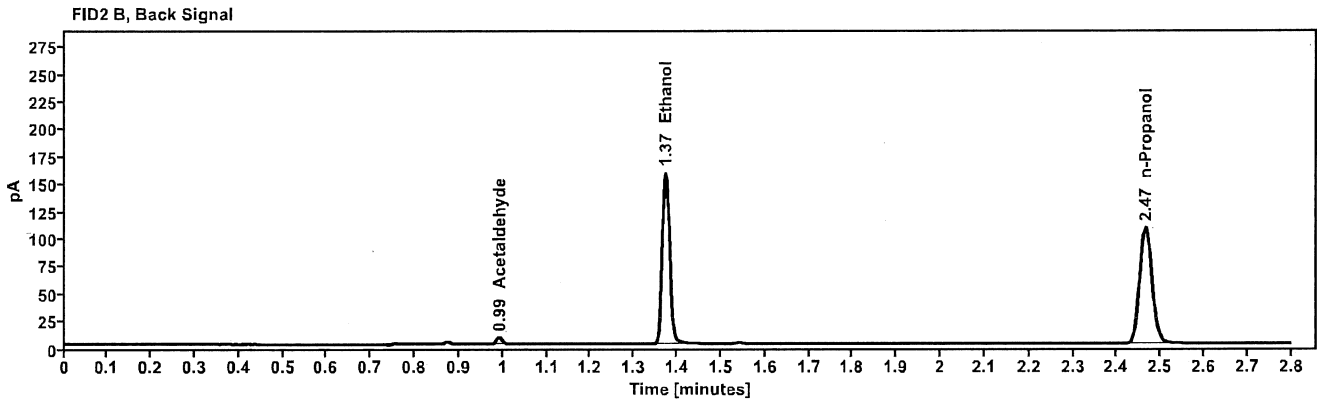
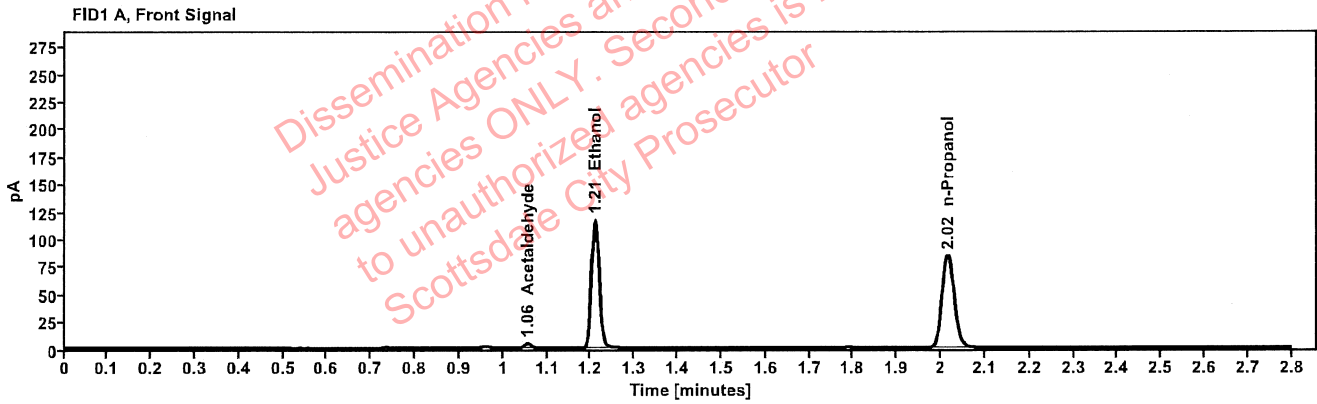


Table 1: FID 1 A (column DB-ALC1)

Compound	Amount (g/100mL)	Time (min)	Peak Area
Acetaldehyde	-----	1.055	4.488
>Ethanol	0.2433	1.209	148.679
n-Propanol	-----	2.015	167.377

Table 2: FID 2 B (column DB-ALC2)

Compound	Time (min)	Peak Area
Acetaldehyde	0.992	5.910
Ethanol	1.372	189.749
n-Propanol	2.465	213.152

### Scottsdale Police Department Crime Lab Volatiles Analysis

Sample:	35301AM	Vial:	27
Description:		LIMS ID:	
Method:	ethanol quant.M	Sequence:	29Jun22
Instrument:	US14173023 CN14160045	Injection date:	6/29/2022 5:25:21 PM
Data file:	C:\Chem32\1\Data\29Jun22\27.D	Analyst:	Abbott

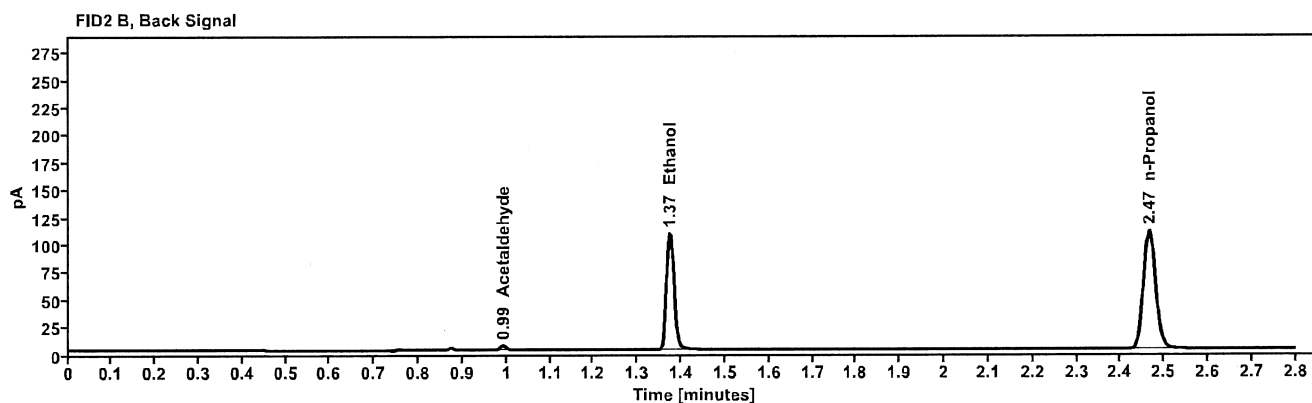
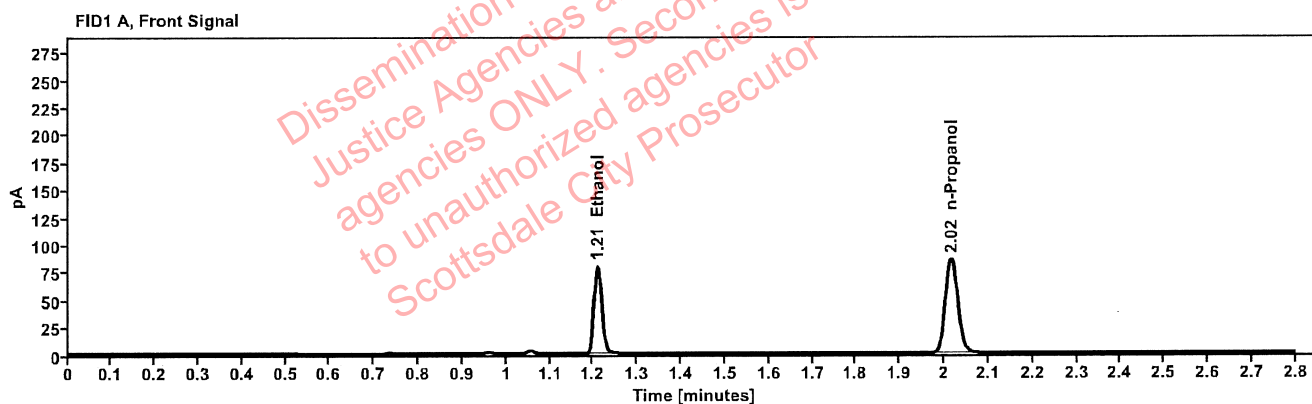


Table 1: FID 1 A (column DB-ALC1)

Compound	Amount (g/100mL)	Time (min)	Peak Area
>Ethanol	0.1630	1.210	101.221
n-Propanol	-----	2.016	170.440

Table 2: FID 2 B (column DB-ALC2)

Compound	Time (min)	Peak Area
Acetaldehyde	0.992	3.876
Ethanol	1.373	128.732
n-Propanol	2.466	217.045

### Scottsdale Police Department Crime Lab Volatiles Analysis

Sample:	35301AM	Vial:	28
Description:		LIMS ID:	
Method:	ethanol quant.M	Sequence:	29Jun22
Instrument:	US14173023 CN14160045	Injection date:	6/29/2022 5:29:21 PM
Data file:	C:\Chem32\1\Data\29Jun22\28.D	Analyst:	Abbott

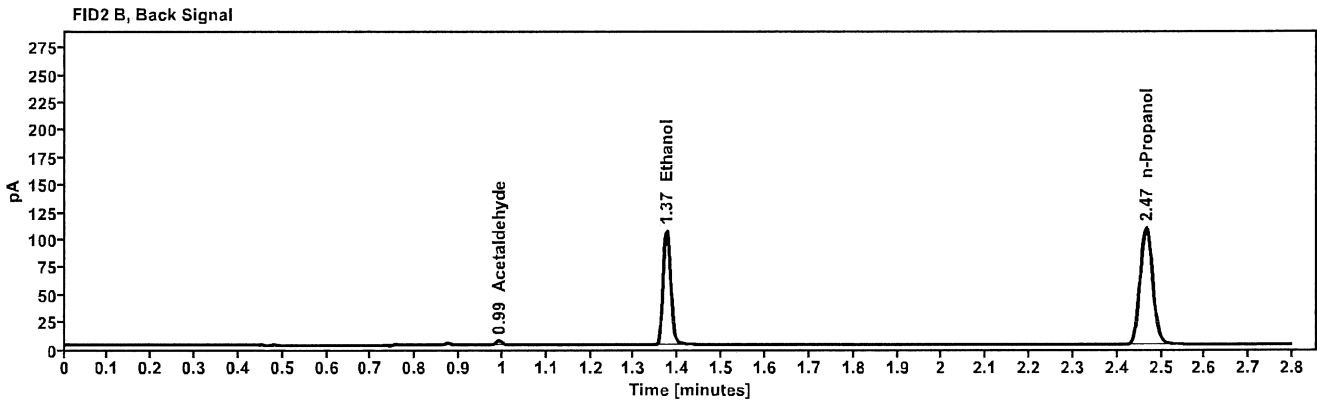
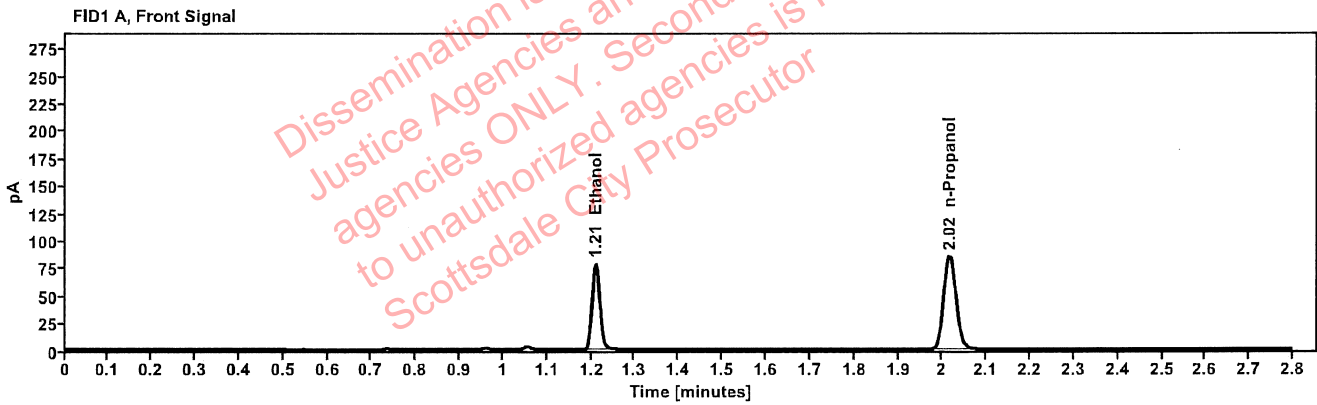


Table 1: FID 1 A (column DB-ALC1)

Compound	Amount (g/100mL)	Time (min)	Peak Area
>Ethanol	0.1614	1.210	99.124
n-Propanol	-----	2.016	168.637

Table 2: FID 2 B (column DB-ALC2)

Compound	Time (min)	Peak Area
Acetaldehyde	0.992	3.937
Ethanol	1.373	126.255
n-Propanol	2.466	214.743

### Scottsdale Police Department Crime Lab Volatiles Analysis

Sample:	39001JT	Vial:	29
Description:	[REDACTED]	LIMS ID:	[REDACTED]
Method:	ethanol quant.M	Sequence:	29Jun22
Instrument:	US14173023 CN14160045	Injection date:	6/29/2022 5:33:21 PM
Data file:	C:\Chem32\1\Data\29Jun22\29.D	Analyst:	Abbott

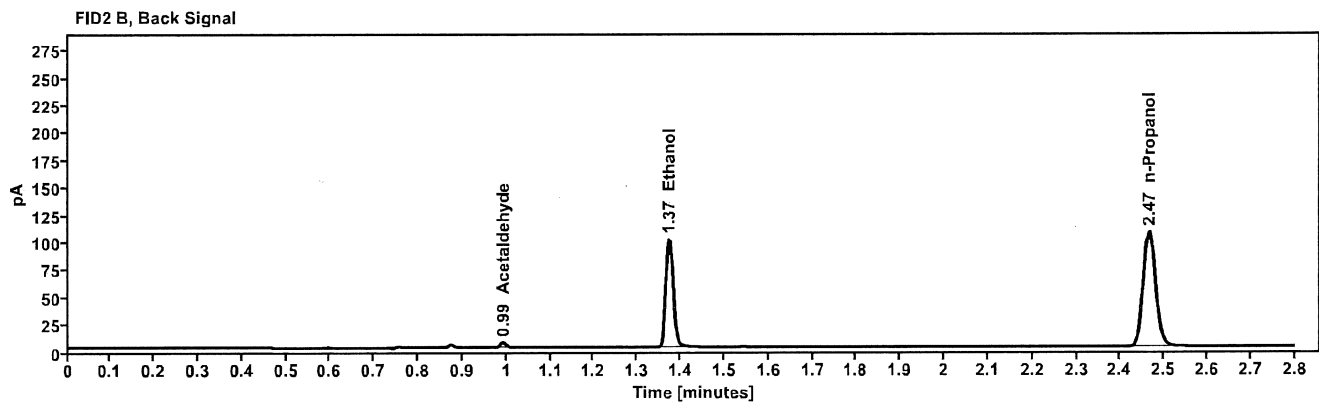
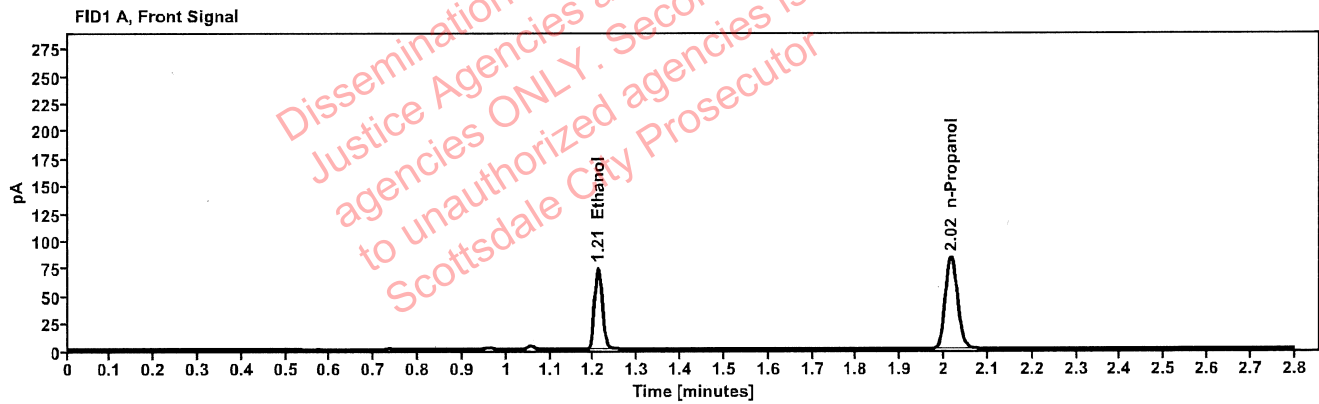


Table 1: FID 1 A (column DB-ALC1)

Compound	Amount (g/100mL)	Time (min)	Peak Area
>Ethanol	0.1557	1.210	93.873
n-Propanol	-----	2.016	165.550

Table 2: FID 2 B (column DB-ALC2)

Compound	Time (min)	Peak Area
Acetaldehyde	0.992	4.524
Ethanol	1.373	119.448
n-Propanol	2.466	210.880

[REDACTED]: Abbott, Lori - (30-Jun-2022)

Case: [REDACTED] User: LAbbott 6/30/2022

### Scottsdale Police Department Crime Lab Volatiles Analysis

Sample:	39001JT	Vial:	30
Description:	[REDACTED]	LIMS ID:	[REDACTED]
Method:	ethanol quant.M	Sequence:	29Jun22
Instrument:	US14173023 CN14160045	Injection date:	6/29/2022 5:37:21 PM
Data file:	C:\Chem32\1\Data\29Jun22\30.D	Analyst:	Abbott

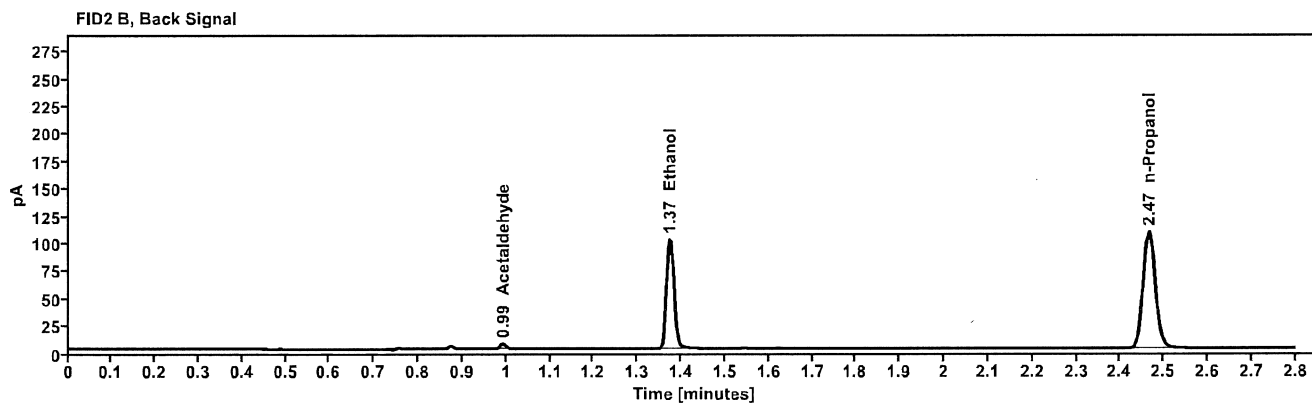
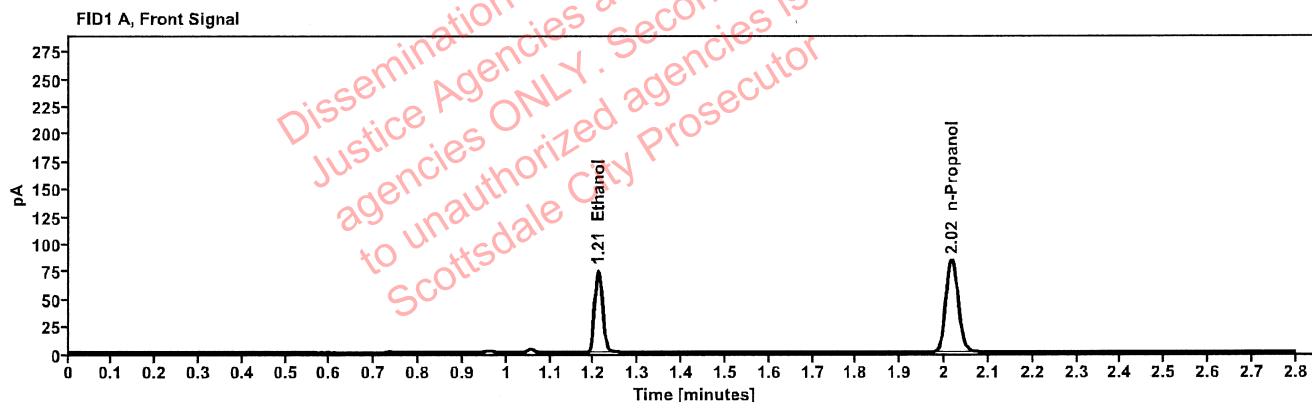


Table 1: FID 1 A (column DB-ALC1)

Compound	Amount (g/100mL)	Time (min)	Peak Area
>Ethanol	0.1557	1.210	94.767
n-Propanol	-----	2.016	167.193

Table 2: FID 2 B (column DB-ALC2)

Compound	Time (min)	Peak Area
Acetaldehyde	0.992	4.516
Ethanol	1.373	120.754
n-Propanol	2.466	213.016

[REDACTED]: Abbott, Lori - (30-Jun-2022)

Case: [REDACTED] User: LAbbott 6/30/2022

### Scottsdale Police Department Crime Lab Volatiles Analysis

Sample:	32701DJ	Vial:	32
Description:	[REDACTED]	LIMS ID:	[REDACTED]
Method:	ethanol quant.M	Sequence:	29Jun22
Instrument:	US14173023 CN14160045	Injection date:	6/29/2022 5:45:36 PM
Data file:	C:\Chem32\1\Data\29Jun22\32.D	Analyst:	Abbott

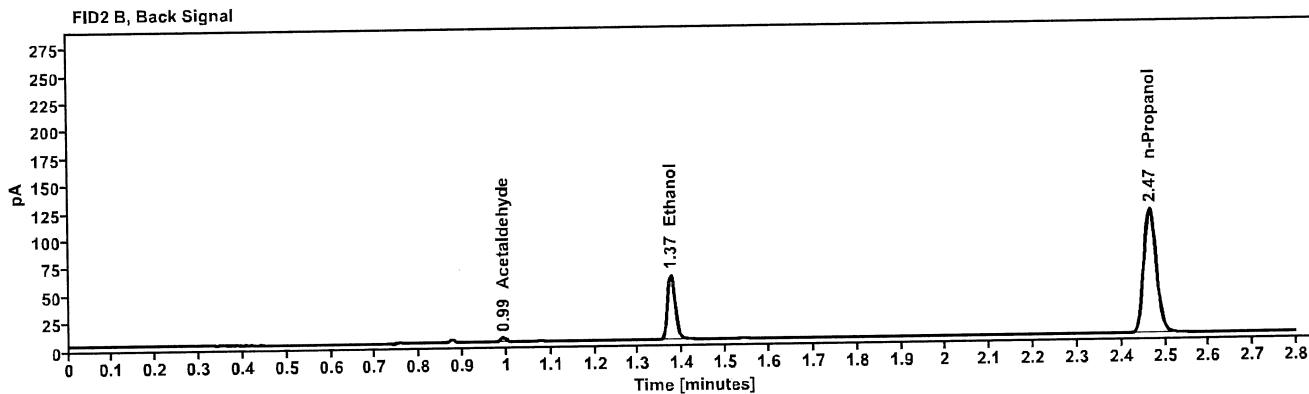
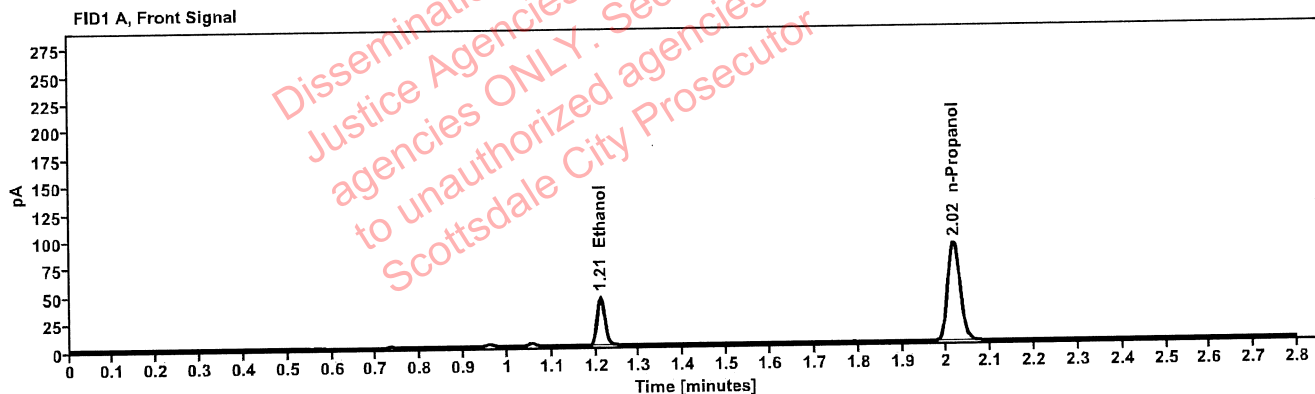


Table 1: FID 1 A (column DB-ALC1)

Compound	Amount (g/100mL)	Time (min)	Peak Area
>Ethanol	0.0871	1.211	56.417
n-Propanol	-----	2.016	178.909

Table 2: FID 2 B (column DB-ALC2)

Compound	Time (min)	Peak Area
Acetaldehyde	0.993	3.956
Ethanol	1.374	71.439
n-Propanol	2.466	227.829



: Abbott, Lori - (30-Jun-2022)

Case: User: LAbbott 6/30/2022

### Scottsdale Police Department Crime Lab Volatiles Analysis

Sample:	32701DJ	Vial:	33
Description:		LIMS ID:	
Method:	ethanol quant.M	Sequence:	29Jun22
Instrument:	US14173023 CN14160045	Injection date:	6/29/2022 5:49:37 PM
Data file:	C:\Chem32\1\Data\29Jun22\33.D	Analyst:	Abbott

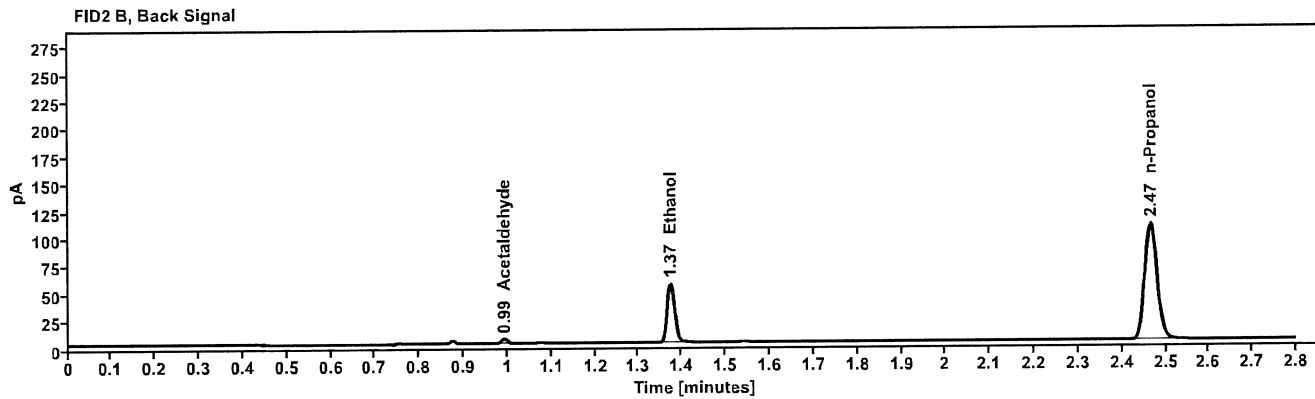
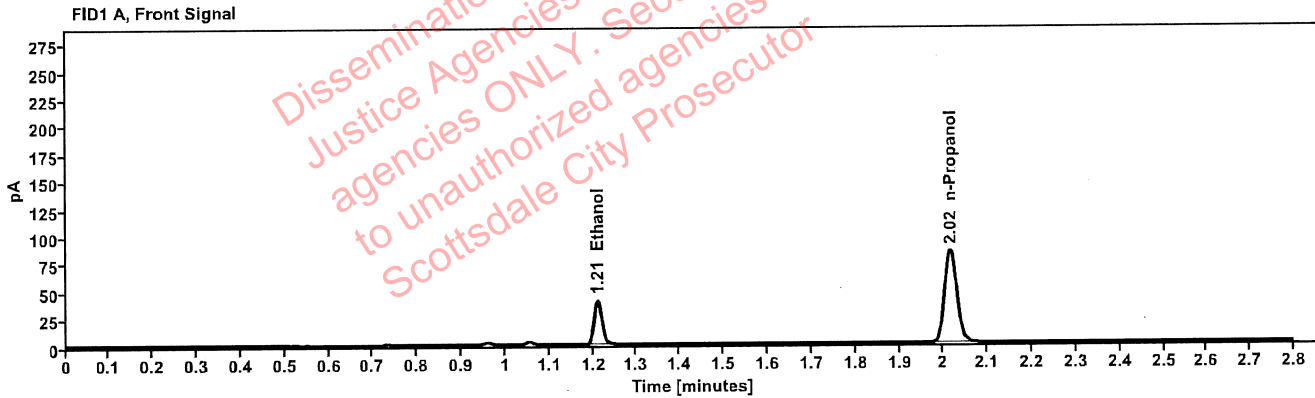


Table 1: FID 1 A (column DB-ALC1)

Compound	Amount (g/100mL)	Time (min)	Peak Area
>Ethanol	0.0854	1.211	51.827
n-Propanol	-----	2.016	167.611

Table 2: FID 2 B (column DB-ALC2)

Compound	Time (min)	Peak Area
Acetaldehyde	0.993	3.873
Ethanol	1.374	65.694
n-Propanol	2.466	213.376

: Abbott, Lori - (30-Jun-2022)

Case: [REDACTED] User: LAbbott 6/30/2022

## Scottsdale Police Department Crime Lab Volatiles Analysis

Sample:	32701CH	Vial:	34
Description:	[REDACTED]	LIMS ID:	[REDACTED]
Method:	ethanol quant.M	Sequence:	29Jun22
Instrument:	US14173023 CN14160045	Injection date:	6/29/2022 5:53:37 PM
Data file:	C:\Chem32\1\Data\29Jun22\34.D	Analyst:	Abbott

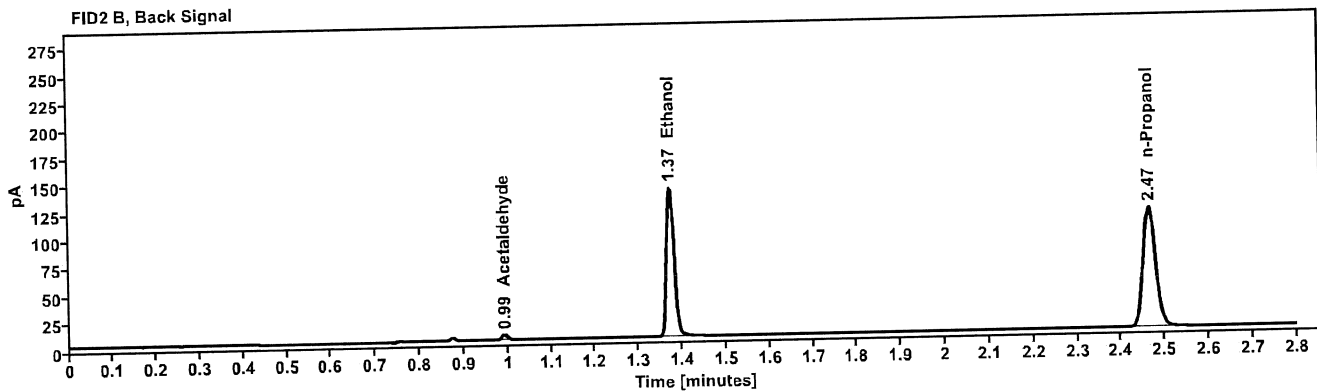
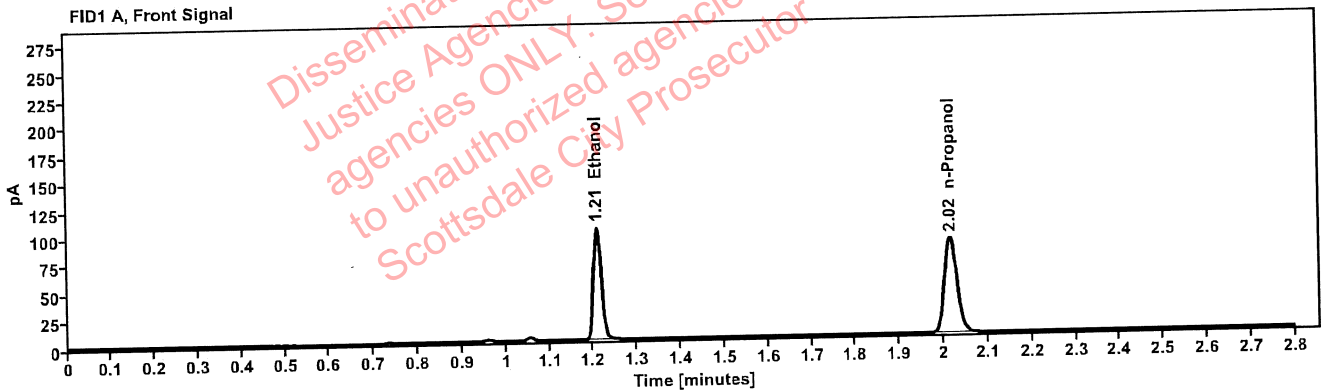


Table 1: FID 1 A (column DB-ALC1)

Compound	Amount (g/100mL)	Time (min)	Peak Area
>Ethanol	0.2059	1.210	129.387
n-Propanol	-----	2.016	172.285

Table 2: FID 2 B (column DB-ALC2)

Compound	Time (min)	Peak Area
Acetaldehyde	0.992	4.493
Ethanol	1.373	164.768
n-Propanol	2.466	219.222

### Scottsdale Police Department Crime Lab Volatiles Analysis

Sample:	32701CH	Vial:	35
Description:		LIMS ID:	
Method:	ethanol quant.M	Sequence:	29Jun22
Instrument:	US14173023 CN14160045	Injection date:	6/29/2022 5:57:36 PM
Data file:	C:\Chem32\1\Data\29Jun22\35.D	Analyst:	Abbott

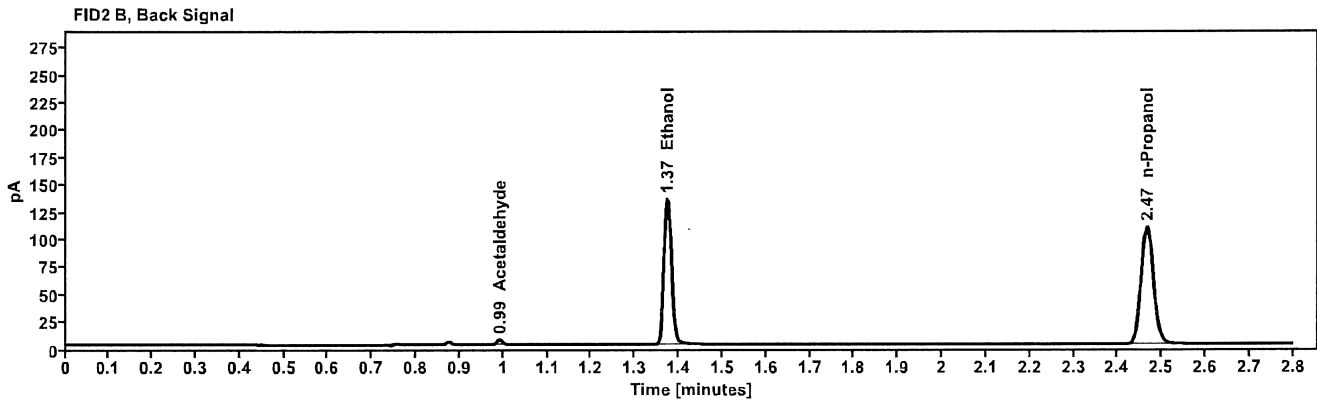
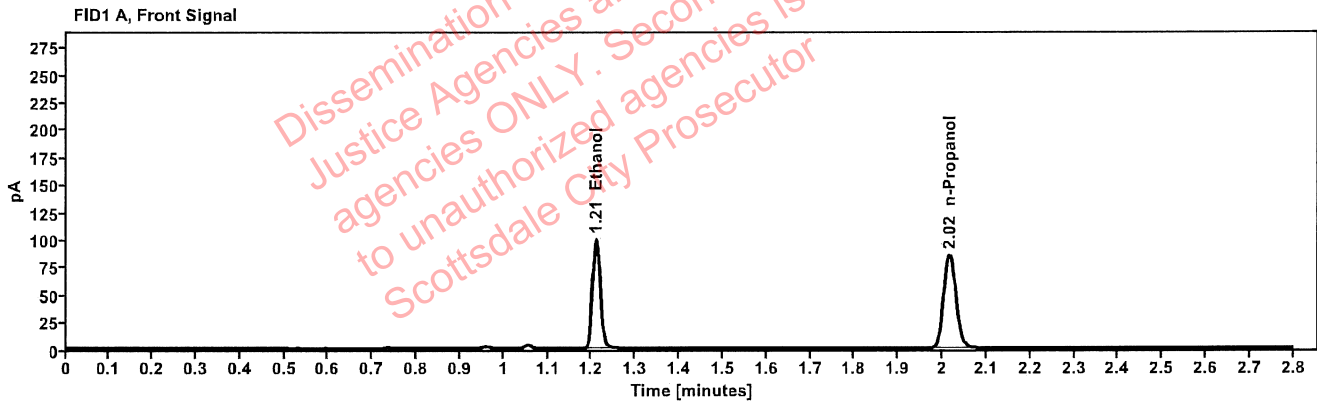


Table 1: FID 1 A (column DB-ALC1)

Compound	Amount (g/100mL)	Time (min)	Peak Area
>Ethanol	0.2052	1.210	126.282
n-Propanol	-----	2.016	168.738

Table 2: FID 2 B (column DB-ALC2)

Compound	Time (min)	Peak Area
Acetaldehyde	0.992	4.420
Ethanol	1.373	160.740
n-Propanol	2.466	214.969

: Abbott, Lori - (30-Jun-2022)

Case: [REDACTED] User: LAbbott 6/30/2022

### Scottsdale Police Department Crime Lab Volatiles Analysis

Sample:	32701MP	Vial:	36
Description:	[REDACTED]	LIMS ID:	[REDACTED]
Method:	ethanol quant.M	Sequence:	29Jun22
Instrument:	US14173023 CN14160045	Injection date:	6/29/2022 6:01:35 PM
Data file:	C:\Chem32\1\Data\29Jun22\36.D	Analyst:	Abbott

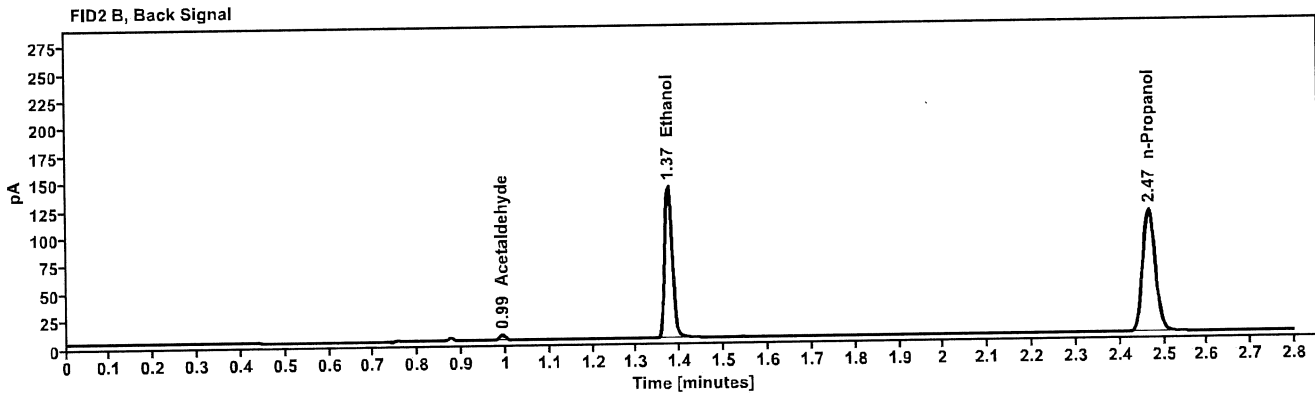
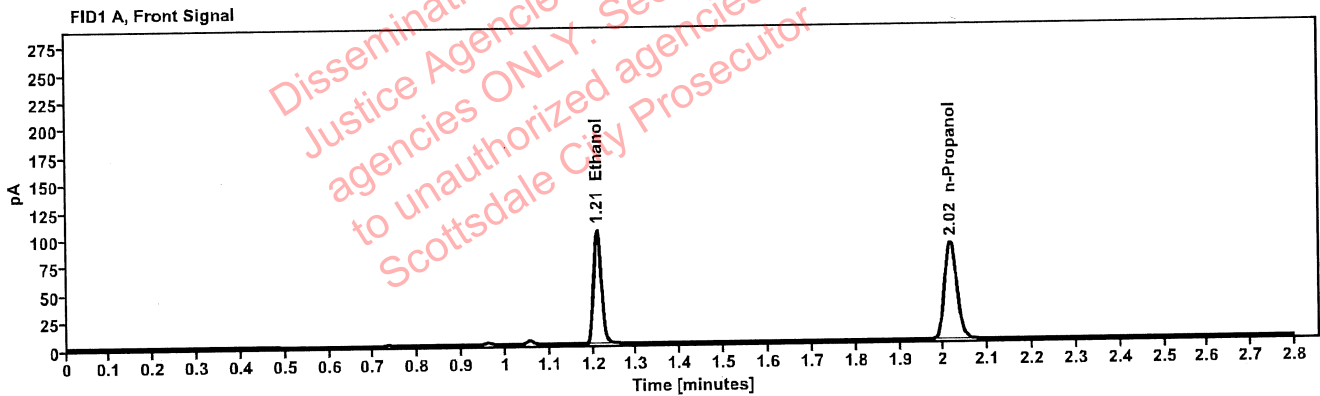


Table 1: FID 1 A (column DB-ALC1)

Compound	Amount (g/100mL)	Time (min)	Peak Area
>Ethanol	0.2046	1.210	131.601
n-Propanol	-----	2.016	176.360

Table 2: FID 2 B (column DB-ALC2)

Compound	Time (min)	Peak Area
Acetaldehyde	0.993	4.848
Ethanol	1.373	167.458
n-Propanol	2.466	224.449

[REDACTED]: Abbott, Lori - (30-Jun-2022)

Case: [REDACTED] User: LAbbott 6/30/2022

### Scottsdale Police Department Crime Lab Volatiles Analysis

Sample:	32701MP	Vial:	37
Description:	[REDACTED]	LIMS ID:	[REDACTED]
Method:	ethanol quant.M	Sequence:	29Jun22
Instrument:	US14173023 CN14160045	Injection date:	6/29/2022 6:05:51 PM
Data file:	C:\Chem32\1\Data\29Jun22\37.D	Analyst:	Abbott

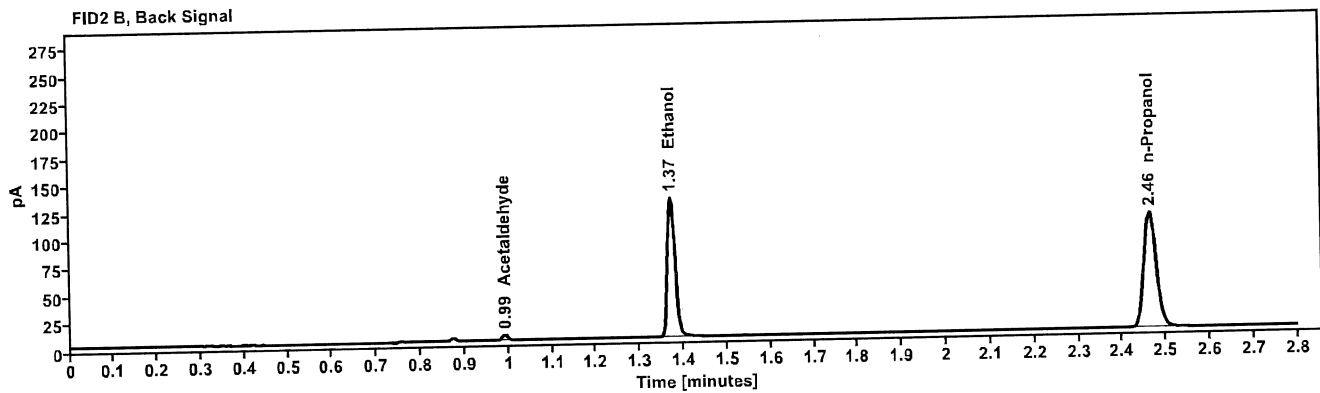
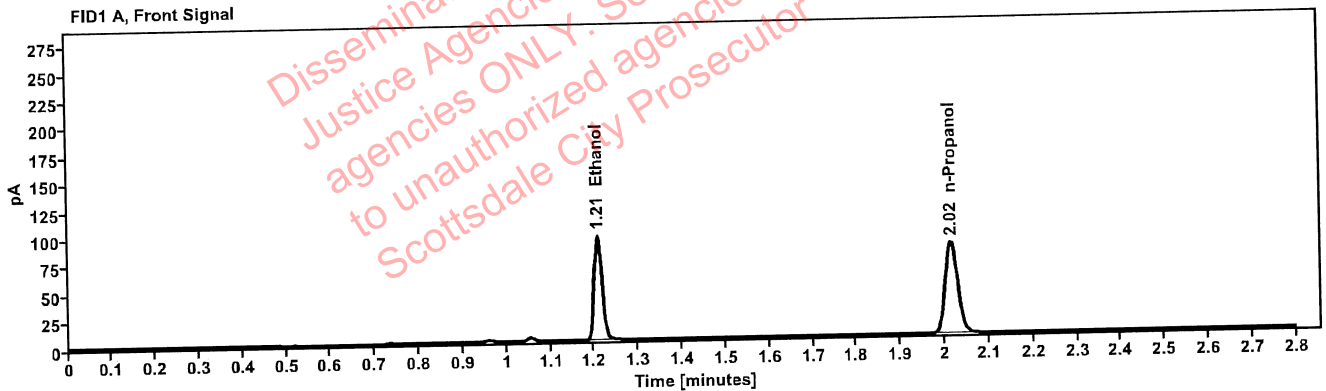


Table 1: FID 1 A (column DB-ALC1)

Compound	Amount (g/100mL)	Time (min)	Peak Area
>Ethanol	0.1999	1.209	121.020
n-Propanol	-----	2.015	166.031

Table 2: FID 2 B (column DB-ALC2)

Compound	Time (min)	Peak Area
Acetaldehyde	0.992	4.799
Ethanol	1.372	154.006
n-Propanol	2.465	211.369

[REDACTED]: Abbott, Lori - (30-Jun-2022)

Case: [REDACTED] User: LAbbott 6/30/2022

### Scottsdale Police Department Crime Lab Volatiles Analysis

Sample:	35301MS	Vial:	38
Description:	[REDACTED]	LIMS ID:	[REDACTED]
Method:	ethanol quant.M	Sequence:	29Jun22
Instrument:	US14173023 CN14160045	Injection date:	6/29/2022 6:09:51 PM
Data file:	C:\Chem32\1\Data\29Jun22\38.D	Analyst:	Abbott

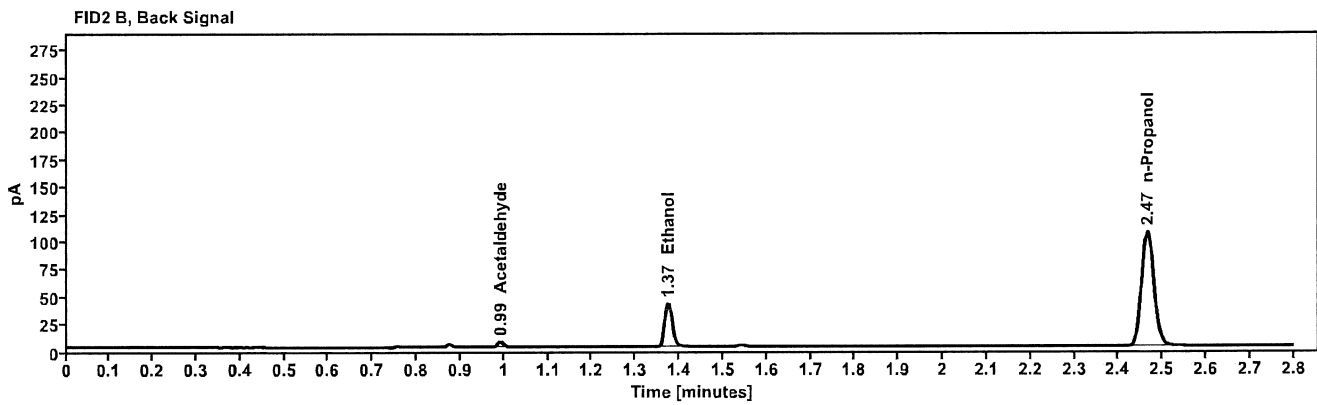
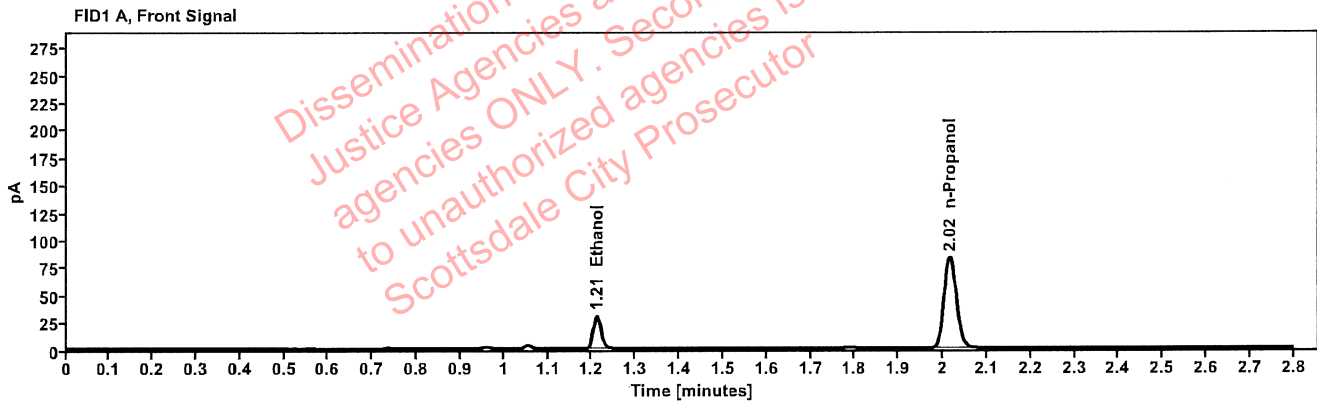


Table 1: FID 1 A (column DB-ALC1)

Compound	Amount (g/100mL)	Time (min)	Peak Area
>Ethanol	0.0642	1.211	38.150
n-Propanol	-----	2.016	164.910

Table 2: FID 2 B (column DB-ALC2)

Compound	Time (min)	Peak Area
Acetaldehyde	0.992	4.742
Ethanol	1.374	48.931
n-Propanol	2.466	209.932

### Scottsdale Police Department Crime Lab Volatiles Analysis

Sample:	35301MS	Vial:	39
Description:	[REDACTED]	LIMS ID:	[REDACTED]
Method:	ethanol quant.M	Sequence:	29Jun22
Instrument:	US14173023 CN14160045	Injection date:	6/29/2022 6:13:51 PM
Data file:	C:\Chem32\1\Data\29Jun22\39.D	Analyst:	Abbott

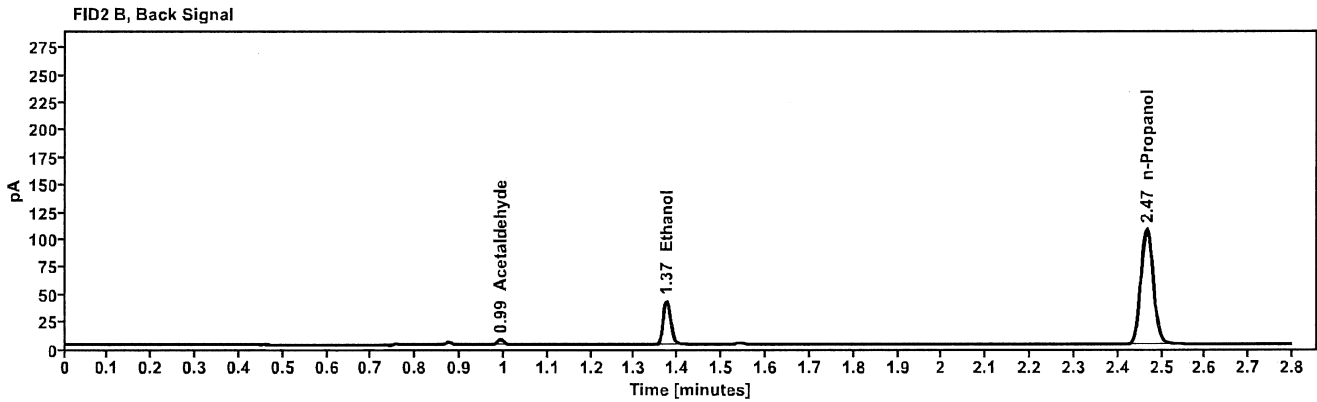
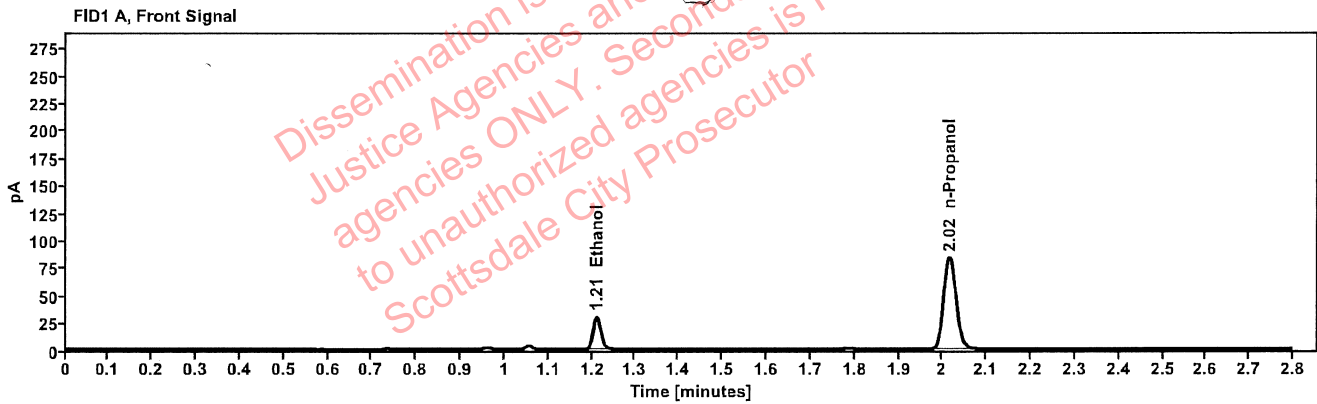


Table 1: FID 1 A (column DB-ALC1)

Compound	Amount (g/100mL)	Time (min)	Peak Area
>Ethanol	0.0640	1.211	38.343
n-Propanol	-----	2.016	166.264

Table 2: FID 2 B (column DB-ALC2)

Compound	Time (min)	Peak Area
Acetaldehyde	0.992	4.738
Ethanol	1.374	49.377
n-Propanol	2.466	211.656

## Scottsdale Police Department Crime Lab Volatiles Analysis

Sample:	32701PA	Vial:	40
Description:	[REDACTED]	LIMS ID:	[REDACTED]
Method:	ethanol quant.M	Sequence:	29Jun22
Instrument:	US14173023 CN14160045	Injection date:	6/29/2022 6:17:51 PM
Data file:	C:\Chem32\1\Data\29Jun22\40.D	Analyst:	Abbott

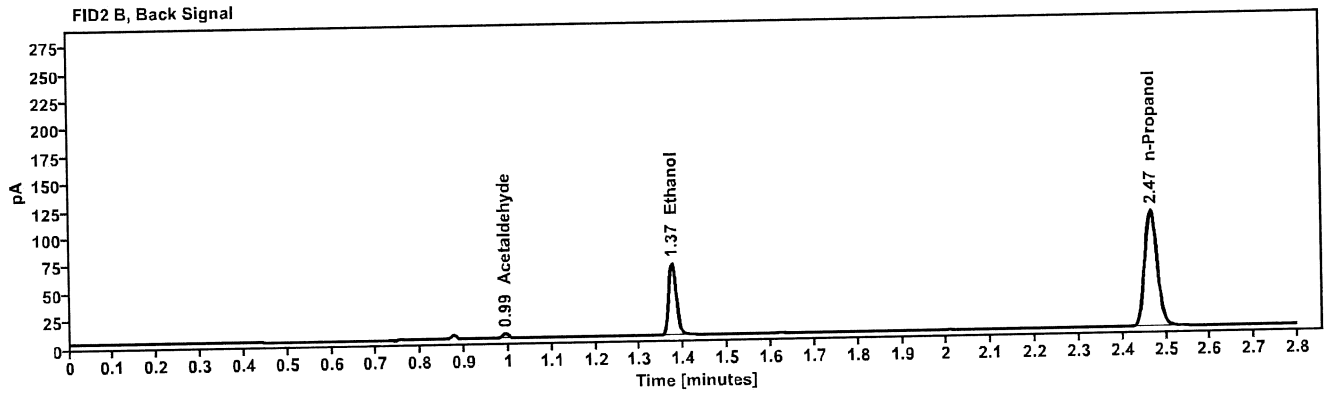
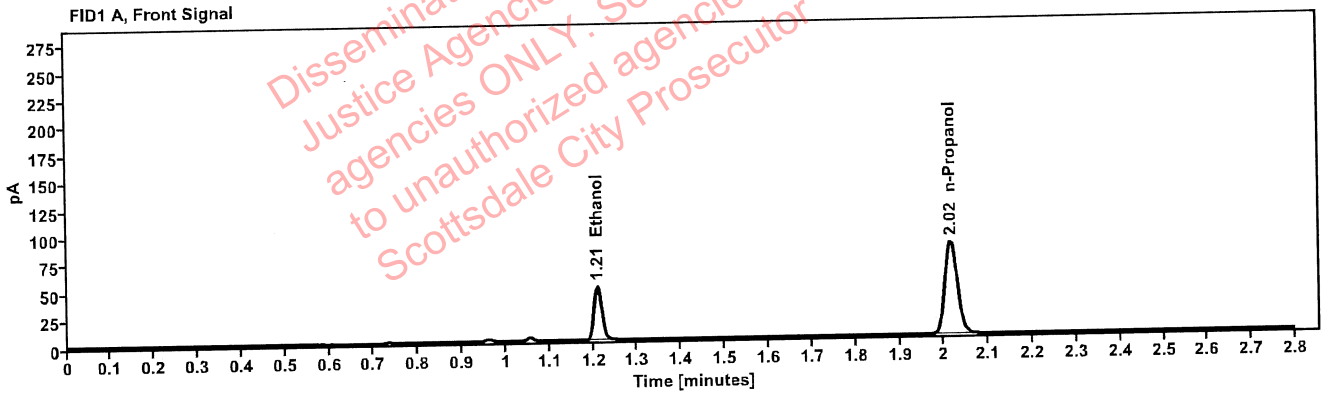


Table 1: FID 1 A (column DB-ALC1)

Compound	Amount (g/100mL)	Time (min)	Peak Area
>Ethanol	0.1033	1.210	62.764
n-Propanol	-----	2.016	167.387

Table 2: FID 2 B (column DB-ALC2)

Compound	Time (min)	Peak Area
Acetaldehyde	0.993	4.334
Ethanol	1.374	79.717
n-Propanol	2.466	213.422



: Abbott, Lori - (30-Jun-2022)

Case: User: LAbbott 6/30/2022

### Scottsdale Police Department Crime Lab Volatiles Analysis

Sample:	32701PA	Vial:	41
Description:		LIMS ID:	
Method:	ethanol quant.M	Sequence:	29Jun22
Instrument:	US14173023 CN14160045	Injection date:	6/29/2022 6:21:51 PM
Data file:	C:\Chem32\1\Data\29Jun22\41.D	Analyst:	Abbott

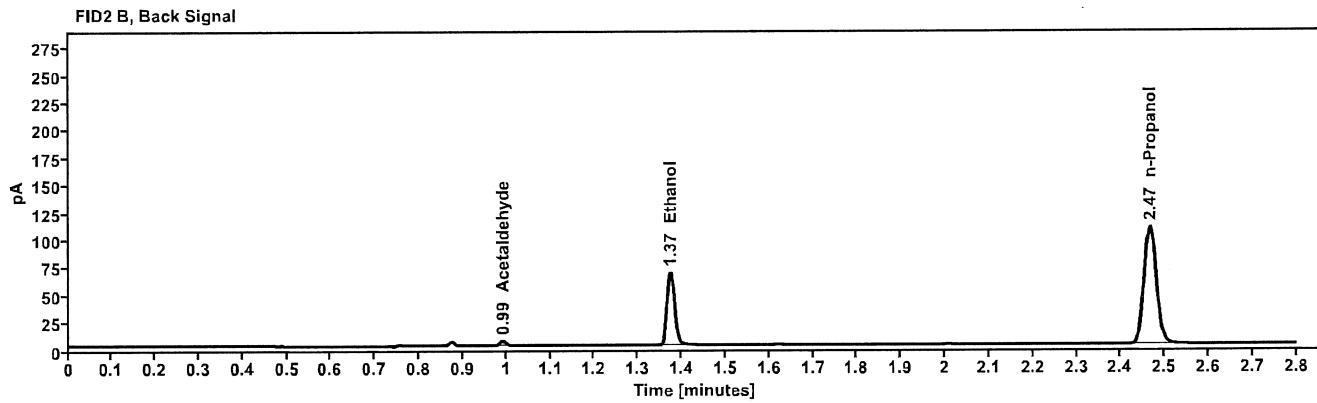
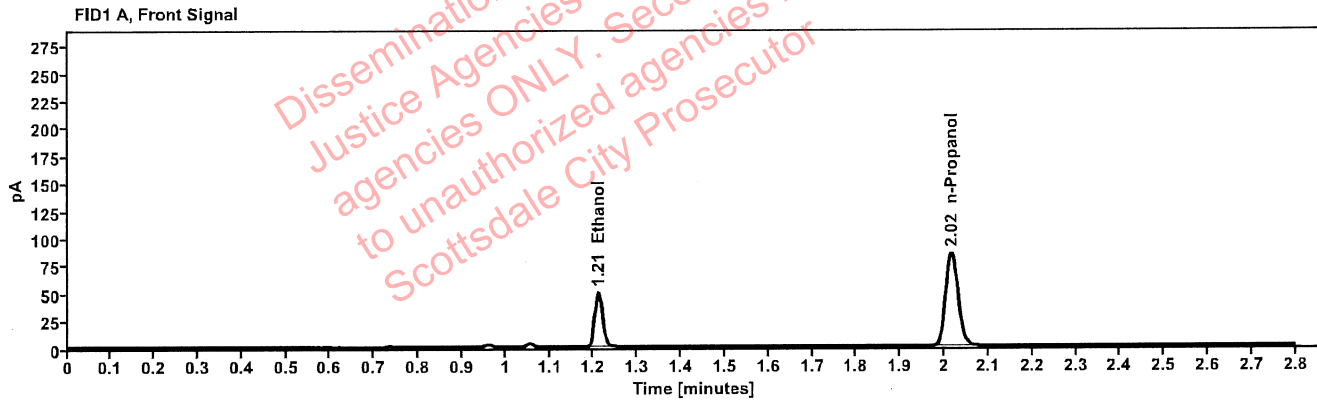


Table 1: FID 1 A (column DB-ALC1)

Compound	Amount (g/100mL)	Time (min)	Peak Area
>Ethanol	0.1037	1.211	63.312
n-Propanol	-----	2.016	168.239

Table 2: FID 2 B (column DB-ALC2)

Compound	Time (min)	Peak Area
Acetaldehyde	0.993	4.320
Ethanol	1.374	80.409
n-Propanol	2.466	214.599

[REDACTED]: Abbott, Lori - (30-Jun-2022)

Case: [REDACTED] User: LAbbott 6/30/2022

### Scottsdale Police Department Crime Lab Volatiles Analysis

Sample:	35301RM	Vial:	43
Description:	[REDACTED]	LIMS ID:	[REDACTED]
Method:	ethanol quant.M	Sequence:	29Jun22
Instrument:	US14173023 CN14160045	Injection date:	6/29/2022 6:30:05 PM
Data file:	C:\Chem32\1\Data\29Jun22\43.D	Analyst:	Abbott

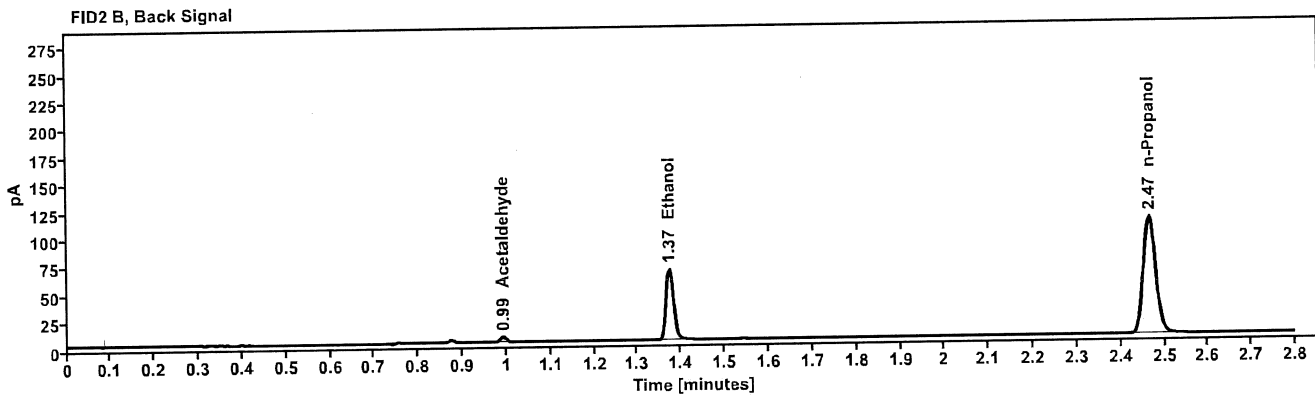
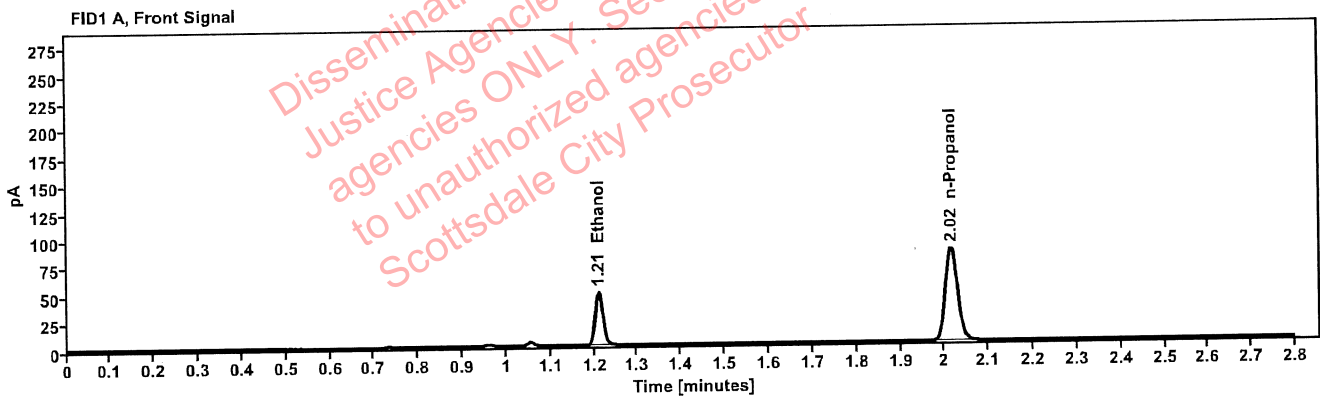


Table 1: FID 1 A (column DB-ALC1)

Compound	Amount (g/100mL)	Time (min)	Peak Area
>Ethanol	0.1016	1.210	61.975
n-Propanol	-----	2.016	168.211

Table 2: FID 2 B (column DB-ALC2)

Compound	Time (min)	Peak Area
Acetaldehyde	0.992	4.839
Ethanol	1.374	78.642
n-Propanol	2.466	214.310

### Scottsdale Police Department Crime Lab Volatiles Analysis

Sample:	35301RM	Vial:	44
Description:	[REDACTED]	LIMS ID:	[REDACTED]
Method:	ethanol quant.M	Sequence:	29Jun22
Instrument:	US14173023 CN14160045	Injection date:	6/29/2022 6:34:06 PM
Data file:	C:\Chem32\1\Data\29Jun22\44.D	Analyst:	Abbott

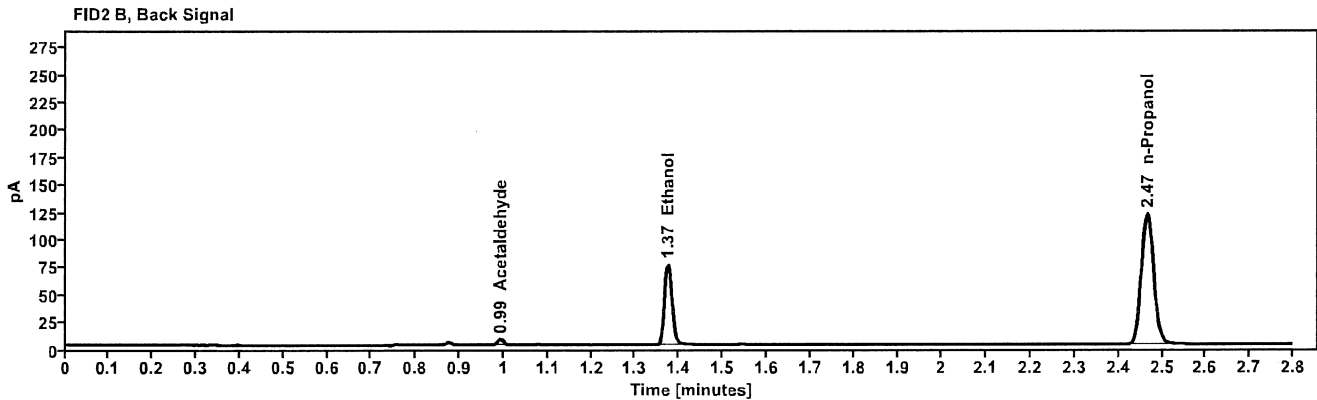
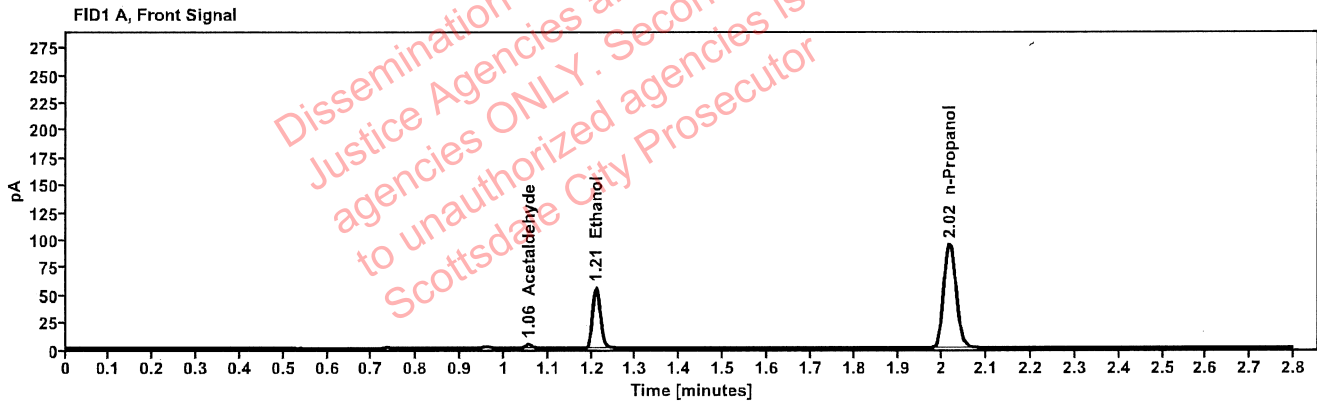


Table 1: FID 1 A (column DB-ALC1)

Compound	Amount (g/100mL)	Time (min)	Peak Area
Acetaldehyde	-----	1.056	3.789
>Ethanol	0.1033	1.210	70.637
n-Propanol	-----	2.016	188.484

Table 2: FID 2 B (column DB-ALC2)

Compound	Time (min)	Peak Area
Acetaldehyde	0.993	4.991
Ethanol	1.374	89.510
n-Propanol	2.466	240.178

### Scottsdale Police Department Crime Lab Volatiles Analysis

Sample:	32701JP	Vial:	45
Description:	[REDACTED]	LIMS ID:	[REDACTED]
Method:	ethanol quant.M	Sequence:	29Jun22
Instrument:	US14173023 CN14160045	Injection date:	6/29/2022 6:38:06 PM
Data file:	C:\Chem32\1\Data\29Jun22\45.D	Analyst:	Abbott

Dissemination is restricted to Criminal Justice Agencies and authorized agencies ONLY. Secondary dissemination to unauthorized agencies is PROHIBITED. Scottsdale City Prosecutor

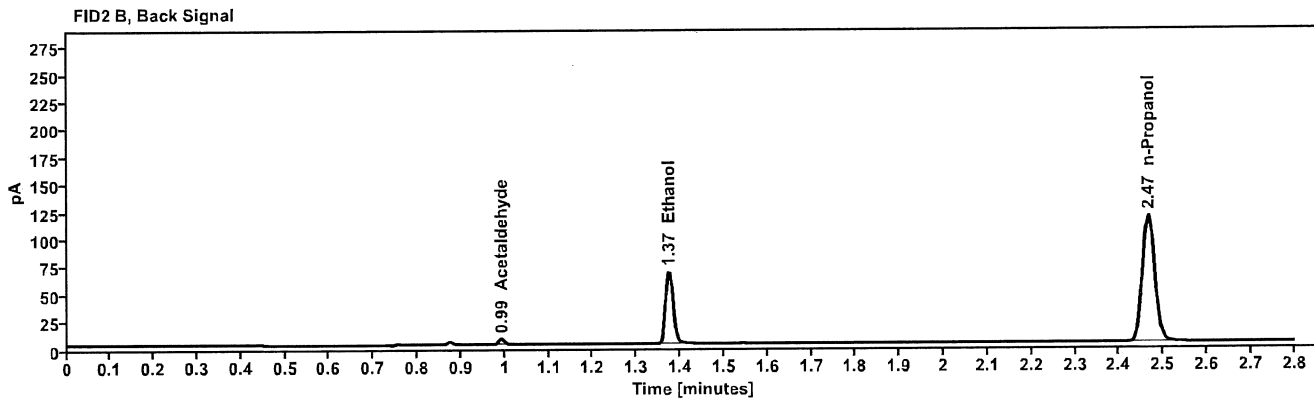
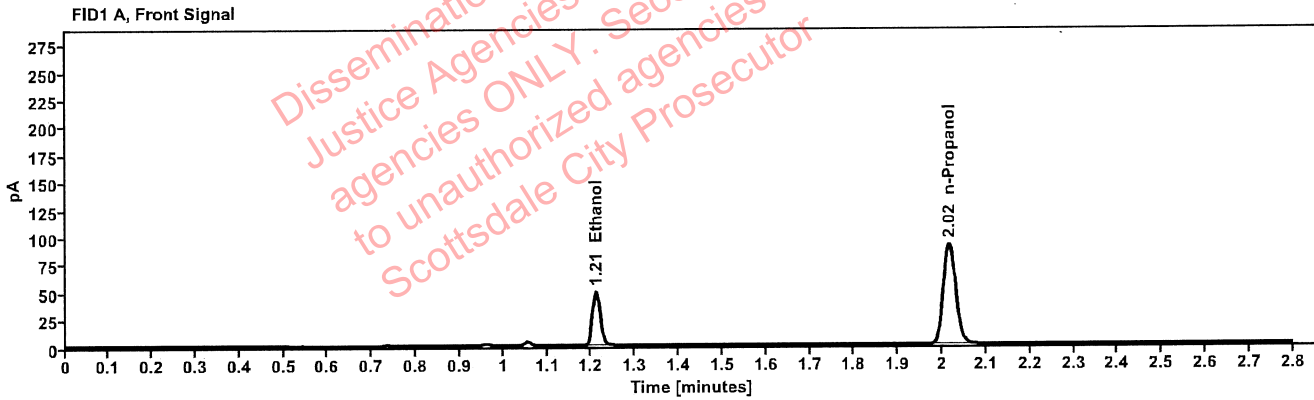


Table 1: FID 1 A (column DB-ALC1)

Compound	Amount (g/100mL)	Time (min)	Peak Area
>Ethanol	0.0954	1.210	62.770
n-Propanol	-----	2.016	181.442

Table 2: FID 2 B (column DB-ALC2)

Compound	Time (min)	Peak Area
Acetaldehyde	0.993	4.814
Ethanol	1.374	79.483
n-Propanol	2.466	230.985

### Scottsdale Police Department Crime Lab Volatiles Analysis

Sample:	32701JP	Vial:	46
Description:	[REDACTED]	LIMS ID:	[REDACTED]
Method:	ethanol quant.M	Sequence:	29Jun22
Instrument:	US14173023 CN14160045	Injection date:	6/29/2022 6:42:06 PM
Data file:	C:\Chem32\1\Data\29Jun22\46.D	Analyst:	Abbott

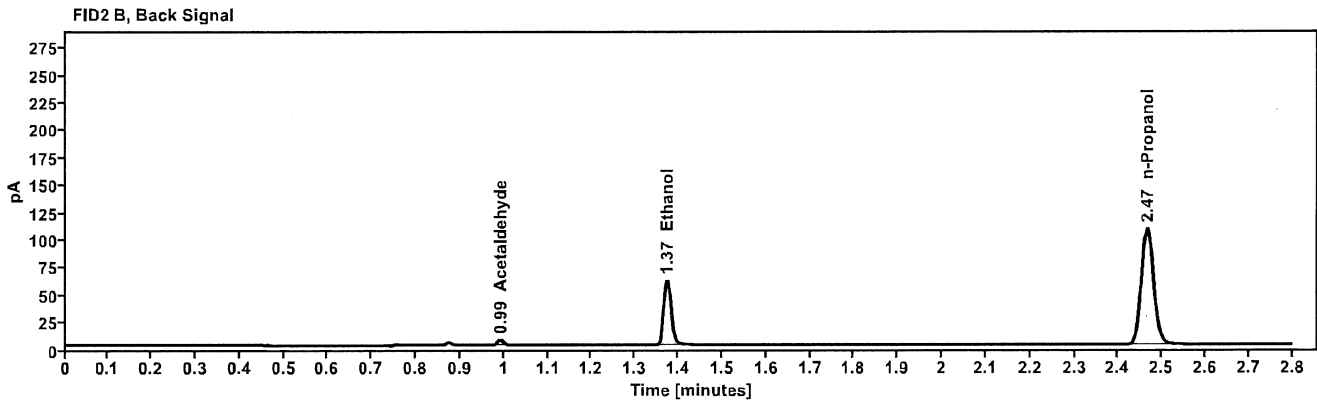
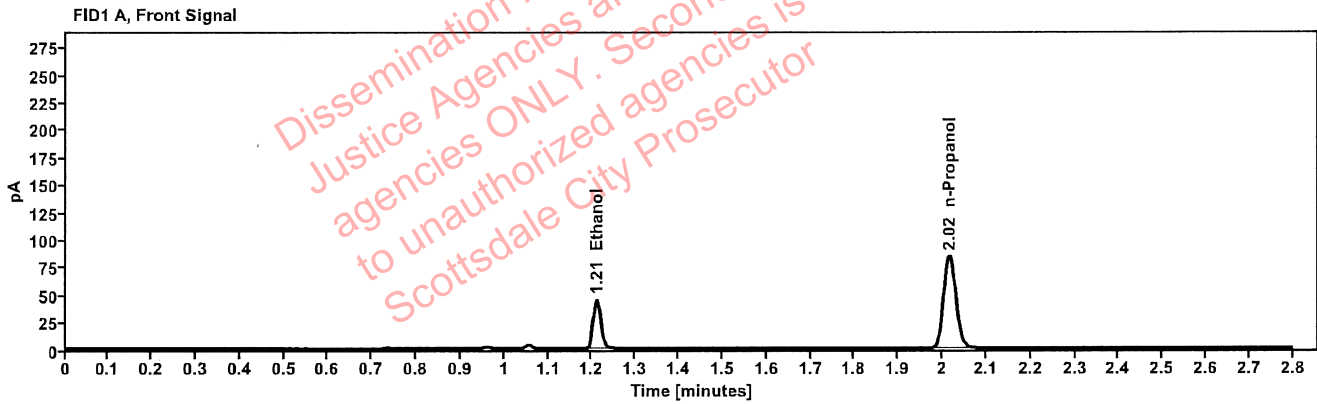


Table 1: FID 1 A (column DB-ALC1)

Compound	Amount (g/100mL)	Time (min)	Peak Area
>Ethanol	0.0938	1.210	56.722
n-Propanol	-----	2.016	166.877

Table 2: FID 2 B (column DB-ALC2)

Compound	Time (min)	Peak Area
Acetaldehyde	0.992	4.706
Ethanol	1.374	71.872
n-Propanol	2.466	212.518

[REDACTED]: Abbott, Lori - (30-Jun-2022)

Case: [REDACTED] User: LAbbott 6/30/2022

### Scottsdale Police Department Crime Lab Volatiles Analysis

Sample:	32701DP	Vial:	47
Description:	[REDACTED]	LIMS ID:	[REDACTED]
Method:	ethanol quant.M	Sequence:	29Jun22
Instrument:	US14173023 CN14160045	Injection date:	6/29/2022 6:46:06 PM
Data file:	C:\Chem32\1\Data\29Jun22\47.D	Analyst:	Abbott

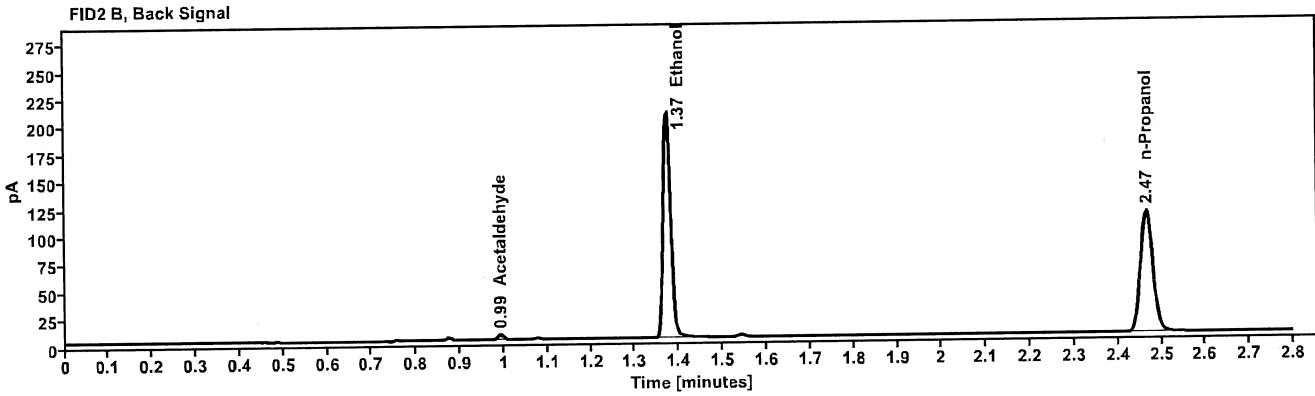
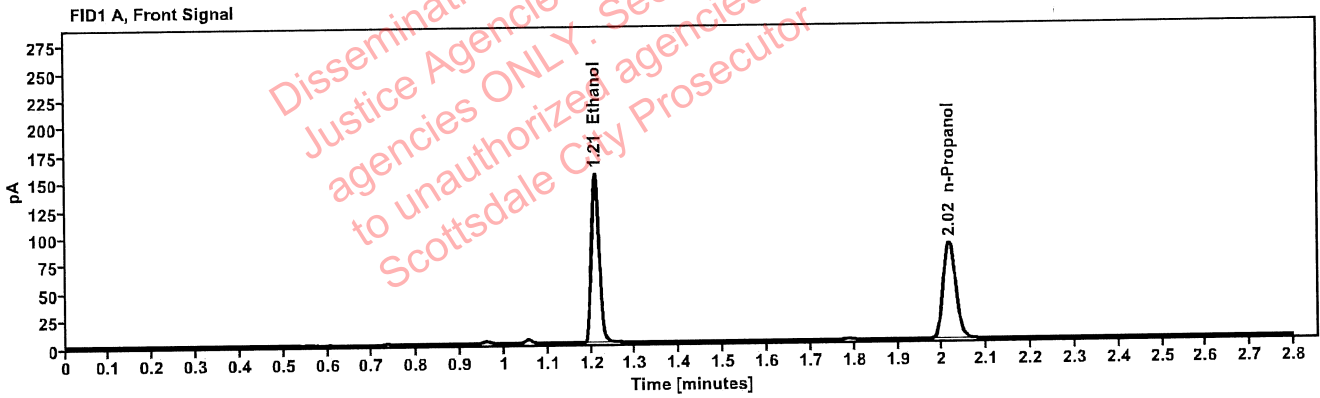


Table 1: FID 1 A (column DB-ALC1)

Compound	Amount (g/100mL)	Time (min)	Peak Area
>Ethanol	0.3052	1.209	195.308
n-Propanol	-----	2.016	175.152

Table 2: FID 2 B (column DB-ALC2)

Compound	Time (min)	Peak Area
Acetaldehyde	0.992	4.856
Ethanol	1.373	250.115
n-Propanol	2.466	222.670

[REDACTED]: Abbott, Lori - (30-Jun-2022)

Case: [REDACTED] User: LAbbott 6/30/2022

### Scottsdale Police Department Crime Lab Volatiles Analysis

Sample:	32701DP	Vial:	48
Description:	[REDACTED]	LIMS ID:	[REDACTED]
Method:	ethanol quant.M	Sequence:	29Jun22
Instrument:	US14173023 CN14160045	Injection date:	6/29/2022 6:50:06 PM
Data file:	C:\Chem32\1\Data\29Jun22\48.D	Analyst:	Abbott

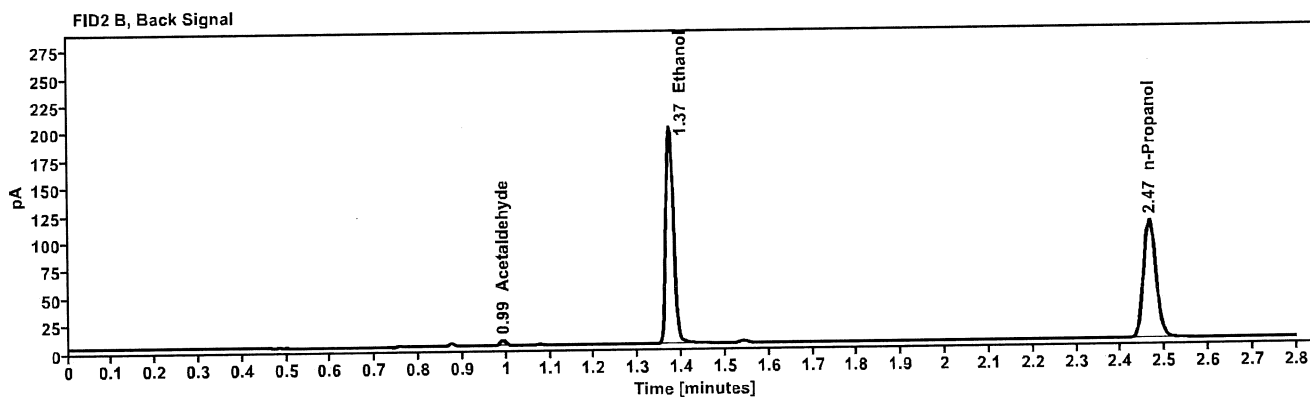
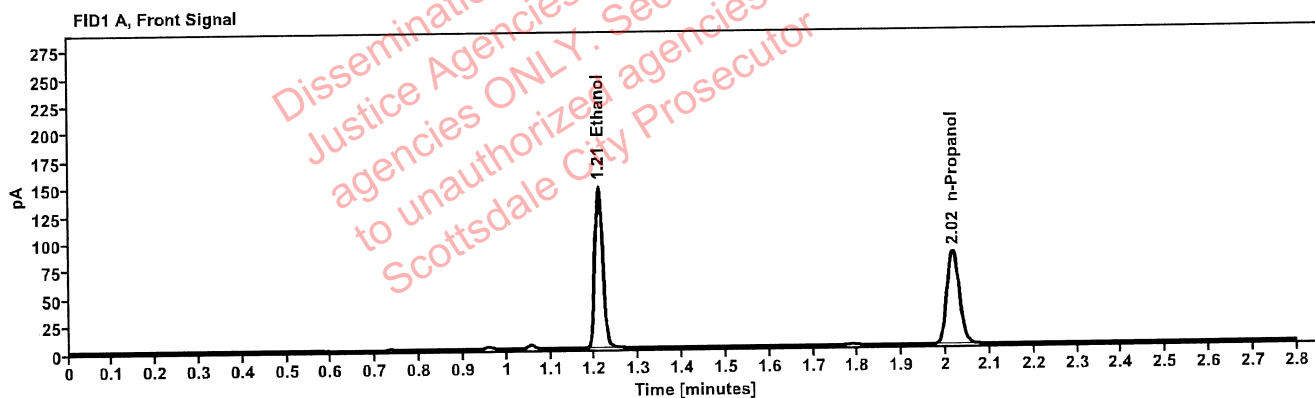


Table 1: FID 1 A (column DB-ALC1)

Compound	Amount (g/100mL)	Time (min)	Peak Area
>Ethanol	0.3024	1.209	187.212
n-Propanol	-----	2.016	169.449

Table 2: FID 2 B (column DB-ALC2)

Compound	Time (min)	Peak Area
Acetaldehyde	0.992	4.787
Ethanol	1.373	239.672
n-Propanol	2.466	215.522



[REDACTED]: Abbott, Lori - (30-Jun-2022)

Case: [REDACTED] User: LAbbott 6/30/2022

### Scottsdale Police Department Crime Lab Volatiles Analysis

Sample:	32701JH	Vial:	49
Description:	[REDACTED]	LIMS ID:	[REDACTED]
Method:	ethanol quant.M	Sequence:	29Jun22
Instrument:	US14173023 CN14160045	Injection date:	6/29/2022 6:54:21 PM
Data file:	C:\Chem32\1\Data\29Jun22\49.D	Analyst:	Abbott

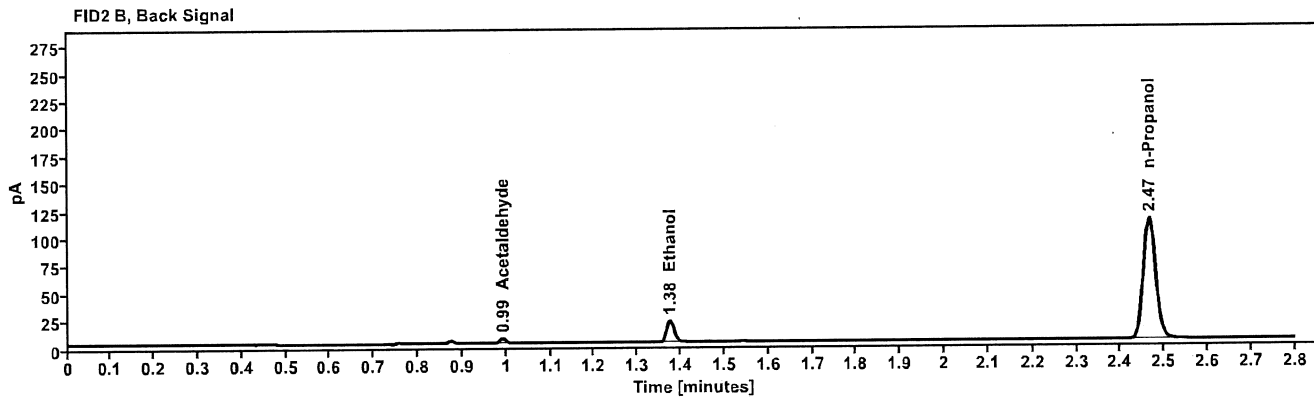
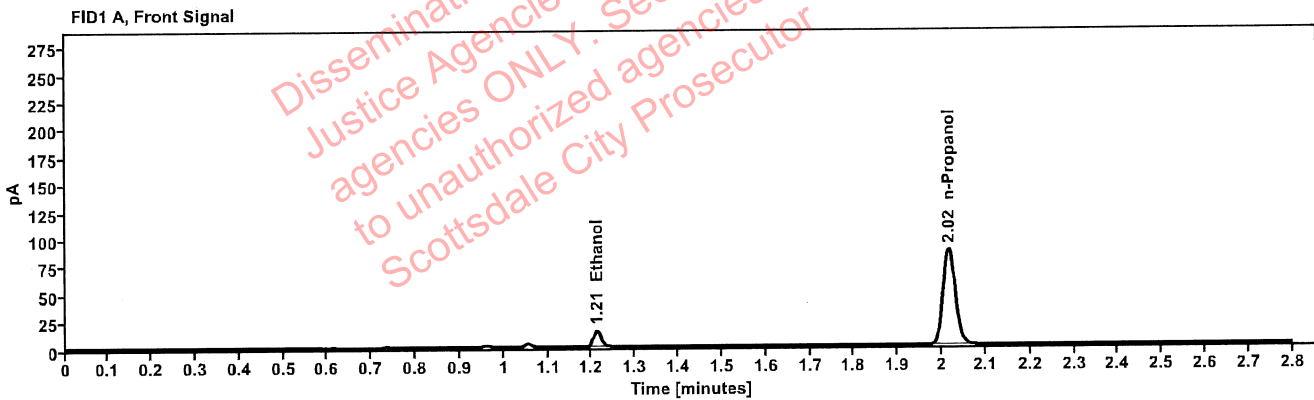


Table 1: FID 1 A (column DB-ALC1)

Compound	Amount (g/100mL)	Time (min)	Peak Area
>Ethanol	0.0307	1.212	18.878
n-Propanol	-----	2.016	173.578

Table 2: FID 2 B (column DB-ALC2)

Compound	Time (min)	Peak Area
Acetaldehyde	0.993	4.262
Ethanol	1.375	24.351
n-Propanol	2.466	220.909

Abbott, Lori - (30-Jun-2022)

Case: User: LAbbott 6/30/2022

### Scottsdale Police Department Crime Lab Volatiles Analysis

Sample:	32701JH	Vial:	50
Description:		LIMS ID:	
Method:	ethanol quant.M	Sequence:	29Jun22
Instrument:	US14173023 CN14160045	Injection date:	6/29/2022 6:58:21 PM
Data file:	C:\Chem32\1\Data\29Jun22\50.D	Analyst:	Abbott

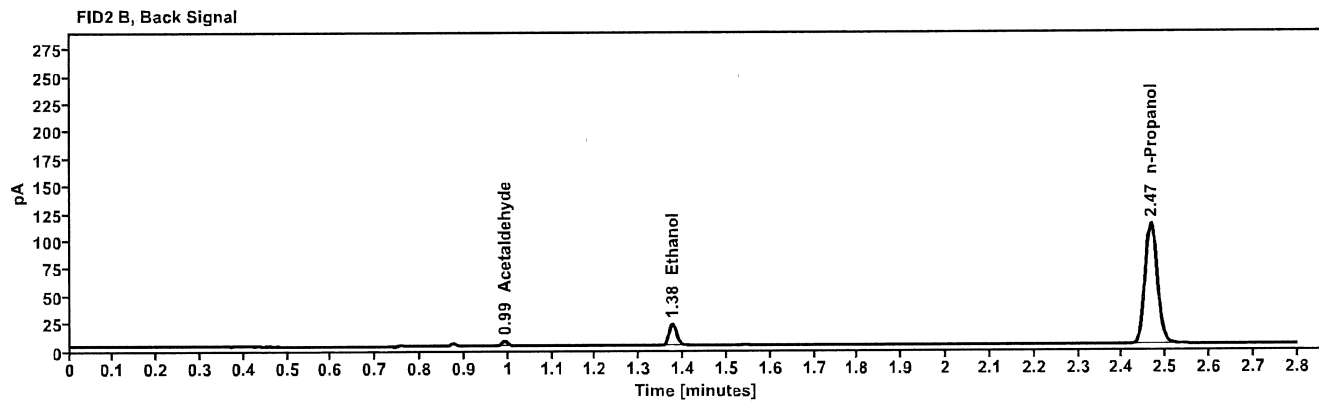
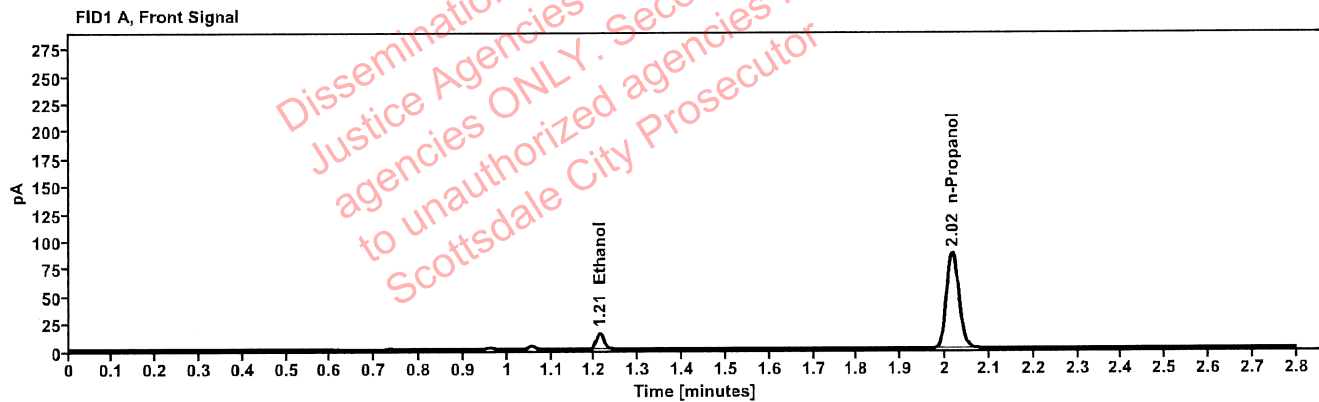


Table 1: FID 1 A (column DB-ALC1)

Compound	Amount (g/100mL)	Time (min)	Peak Area
>Ethanol	0.0305	1.212	18.701
n-Propanol	-----	2.016	173.472

Table 2: FID 2 B (column DB-ALC2)

Compound	Time (min)	Peak Area
Acetaldehyde	0.993	4.295
Ethanol	1.375	24.070
n-Propanol	2.466	220.994

[REDACTED]: Abbott, Lori - (30-Jun-2022)

Case: [REDACTED] User: LAbbott 6/30/2022

### Scottsdale Police Department Crime Lab Volatiles Analysis

Sample:	39001MR	Vial:	51
Description:	[REDACTED]	LIMS ID:	[REDACTED]
Method:	ethanol quant.M	Sequence:	29Jun22
Instrument:	US14173023 CN14160045	Injection date:	6/29/2022 7:02:21 PM
Data file:	C:\Chem32\1\Data\29Jun22\51.D	Analyst:	Abbott

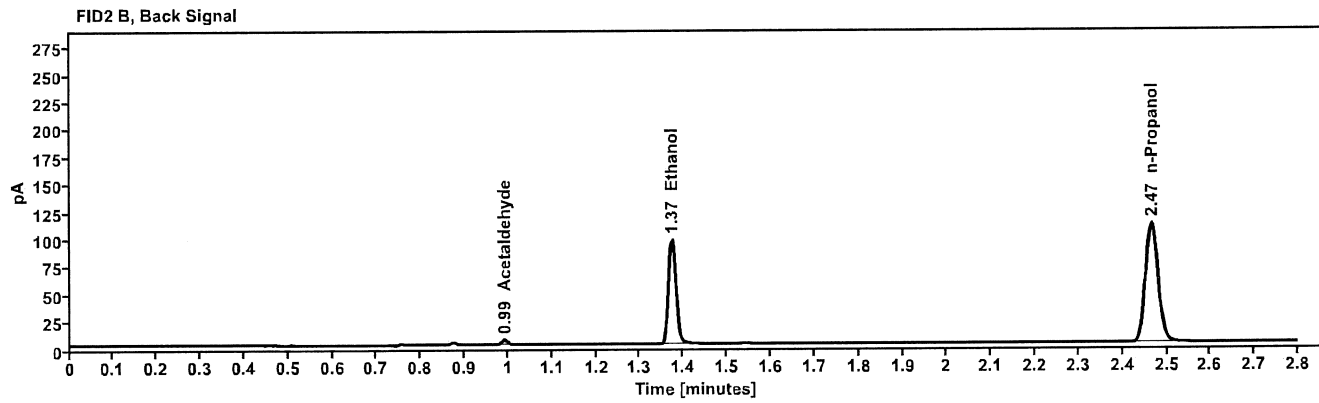
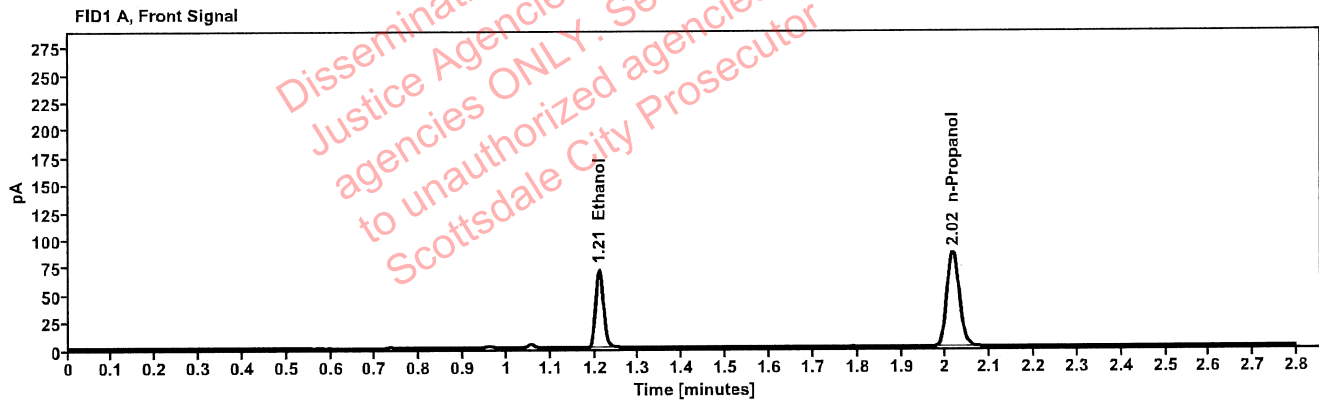


Table 1: FID 1 A (column DB-ALC1)

Compound	Amount (g/100mL)	Time (min)	Peak Area
>Ethanol	0.1450	1.210	90.639
n-Propanol	-----	2.016	171.747

Table 2: FID 2 B (column DB-ALC2)

Compound	Time (min)	Peak Area
Acetaldehyde	0.993	4.328
Ethanol	1.374	115.327
n-Propanol	2.466	218.573

### Scottsdale Police Department Crime Lab Volatiles Analysis

Sample:	39001MR	Vial:	52
Description:		LIMS ID:	
Method:	ethanol quant.M	Sequence:	29Jun22
Instrument:	US14173023 CN14160045	Injection date:	6/29/2022 7:06:21 PM
Data file:	C:\Chem32\1\Data\29Jun22\52.D	Analyst:	Abbott

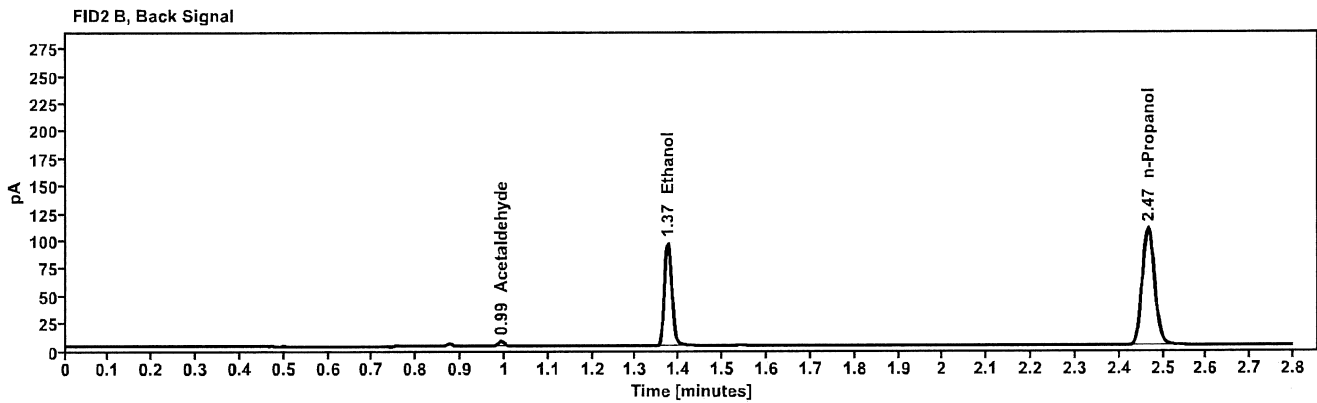
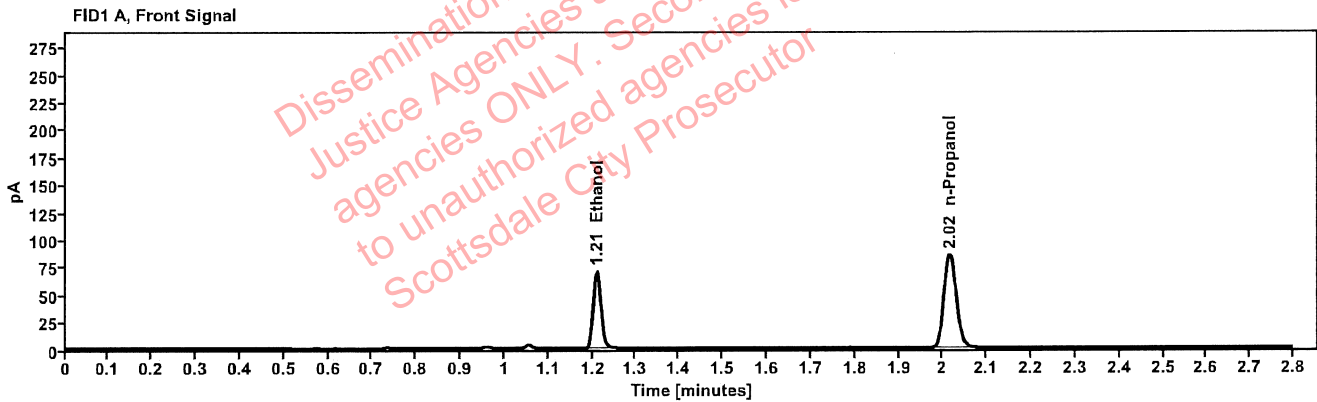


Table 1: FID 1 A (column DB-ALC1)

Compound	Amount (g/100mL)	Time (min)	Peak Area
>Ethanol	0.1451	1.210	89.331
n-Propanol	-----	2.016	169.199

Table 2: FID 2 B (column DB-ALC2)

Compound	Time (min)	Peak Area
Acetaldehyde	0.993	4.321
Ethanol	1.374	113.657
n-Propanol	2.466	215.387

[REDACTED]: Abbott, Lori - (30-Jun-2022)

Case: [REDACTED] User: LAbbott 6/30/2022

### Scottsdale Police Department Crime Lab Volatiles Analysis

Sample:	1426377	Vial:	54
Description:	[REDACTED]	LIMS ID:	[REDACTED]
Method:	ethanol quant.M	Sequence:	29Jun22
Instrument:	US14173023 CN14160045	Injection date:	6/29/2022 7:14:21 PM
Data file:	C:\Chem32\1\Data\29Jun22\54.D	Analyst:	Abbott

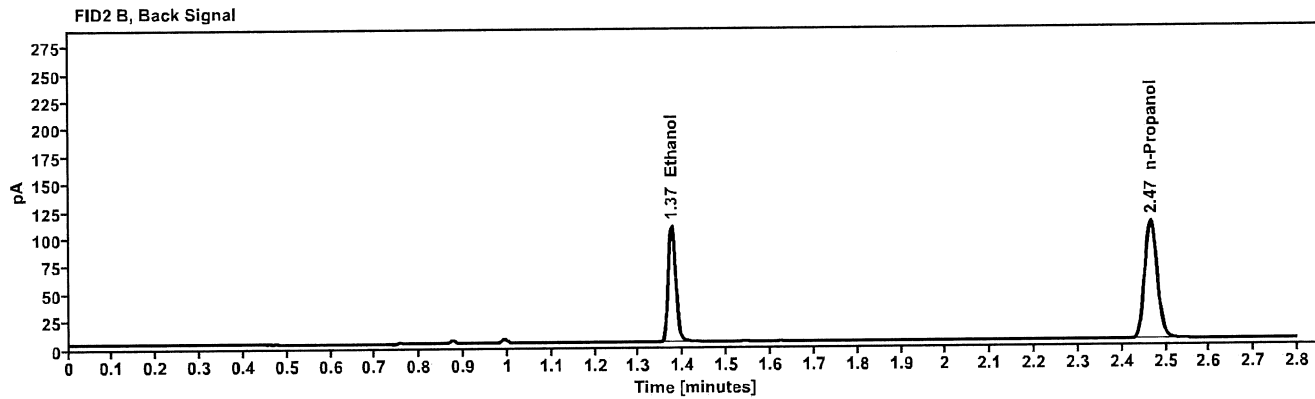
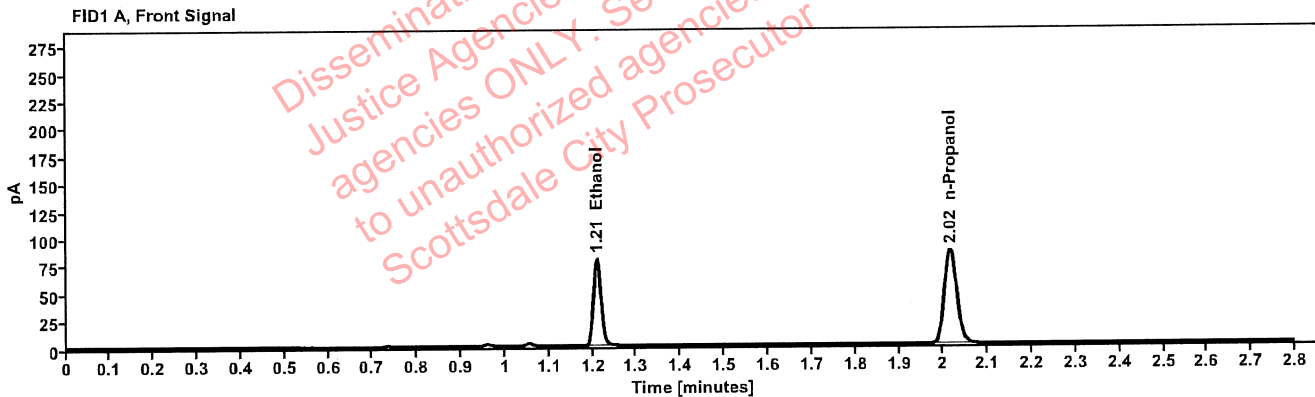


Table 1: FID 1 A (column DB-ALC1)

Compound	Amount (g/100mL)	Time (min)	Peak Area
>Ethanol	0.1625	1.210	100.803
n-Propanol	-----	2.016	170.252

Table 2: FID 2 B (column DB-ALC2)

Compound	Time (min)	Peak Area
Ethanol	1.373	128.487
n-Propanol	2.466	216.904

[REDACTED]: Abbott, Lori - (30-Jun-2022)

Case: [REDACTED] User: LAbbott 6/30/2022

### Scottsdale Police Department Crime Lab Volatiles Analysis

Sample:	1426377	Vial:	55
Description:	[REDACTED]	LIMS ID:	[REDACTED]
Method:	ethanol quant.M	Sequence:	29Jun22
Instrument:	US14173023 CN14160045	Injection date:	6/29/2022 7:18:37 PM
Data file:	C:\Chem32\1\Data\29Jun22\55.D	Analyst:	Abbott

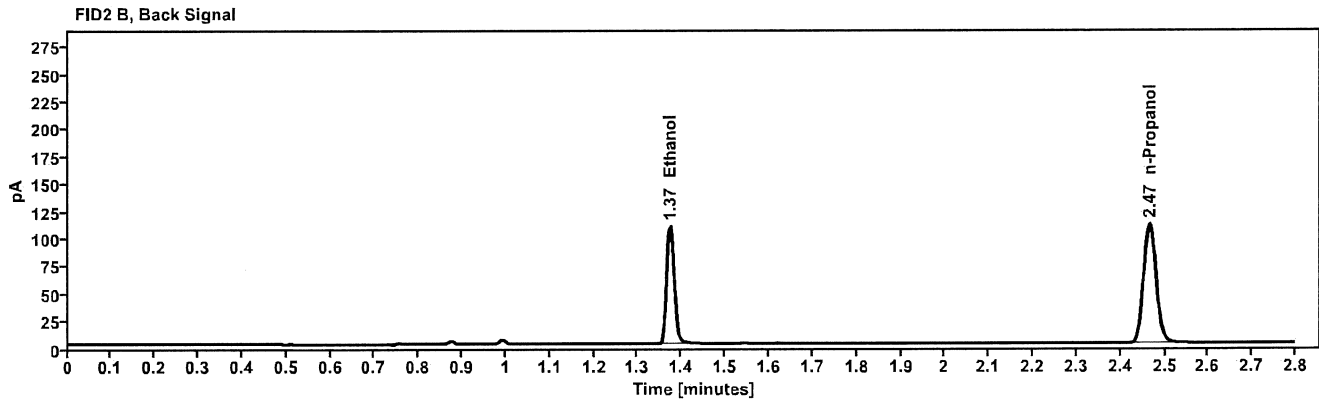
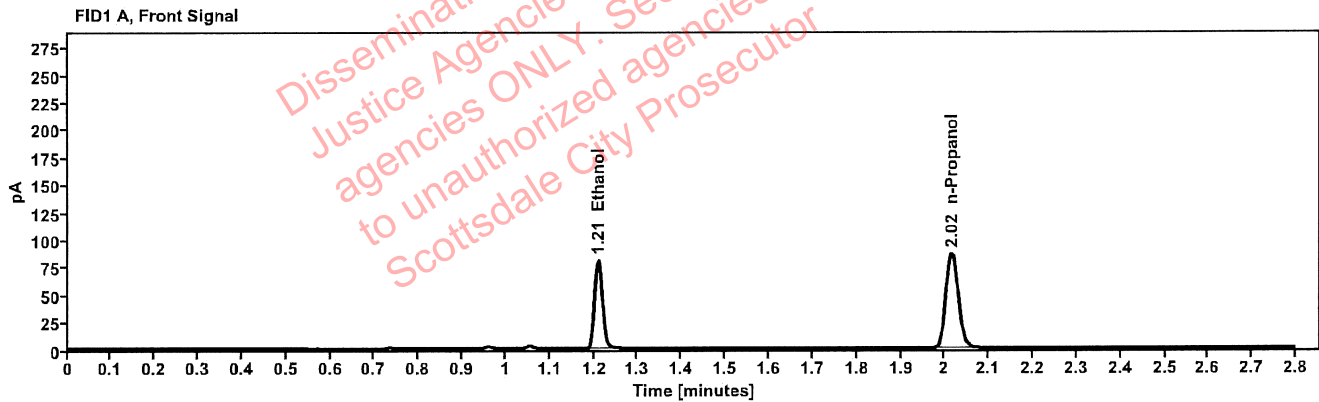


Table 1: FID 1 A (column DB-ALC1)

Compound	Amount (g/100mL)	Time (min)	Peak Area
>Ethanol	0.1636	1.210	102.304
n-Propanol	-----	2.016	171.654

Table 2: FID 2 B (column DB-ALC2)

Compound	Time (min)	Peak Area
Ethanol	1.373	130.296
n-Propanol	2.466	218.567

: Abbott, Lori - (30-Jun-2022)

Case: User: LAbbott 6/30/2022

### Scottsdale Police Department Crime Lab Volatiles Analysis

Sample:	40701TH	Vial:	56
Description:		LIMS ID:	
Method:	ethanol quant.M	Sequence:	29Jun22
Instrument:	US14173023 CN14160045	Injection date:	6/29/2022 7:22:35 PM
Data file:	C:\Chem32\1\Data\29Jun22\56.D	Analyst:	Abbott

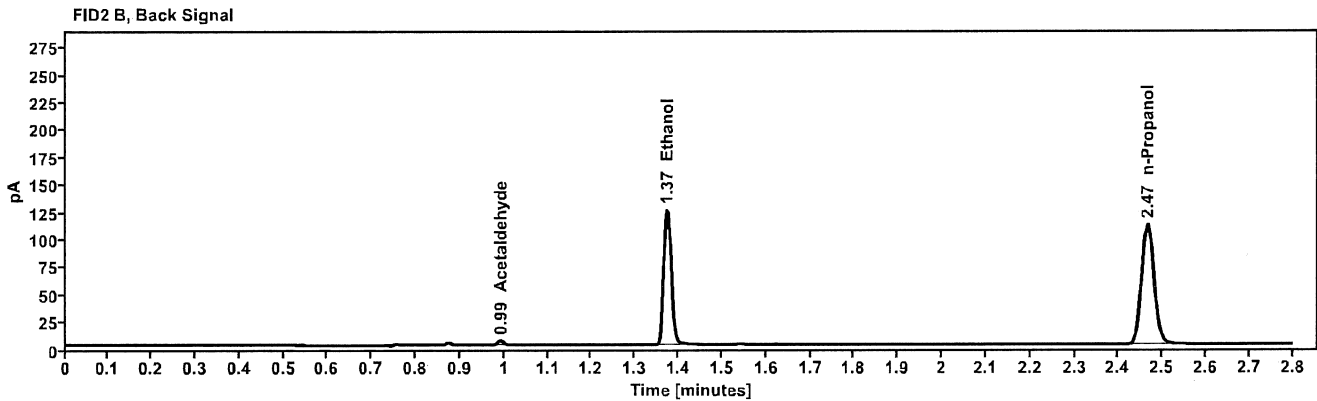
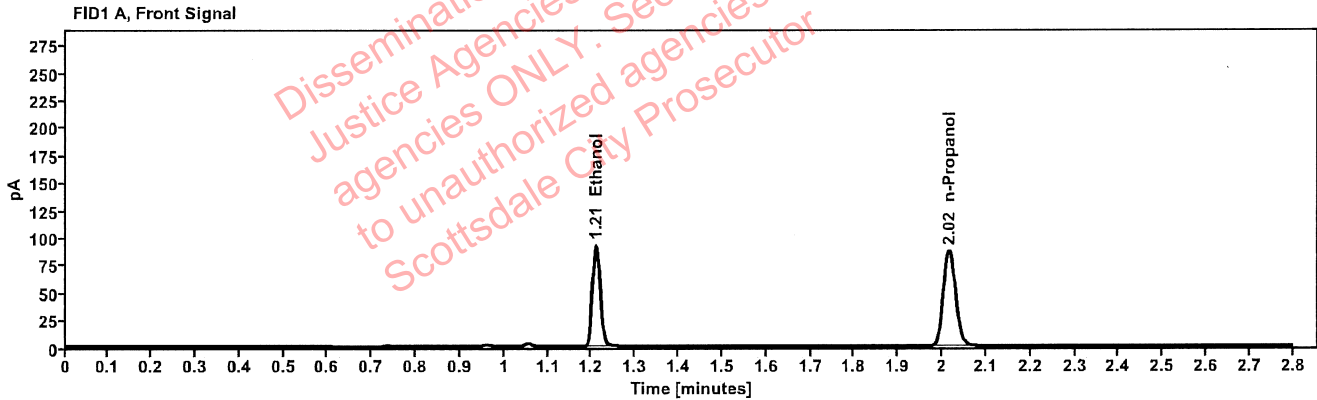


Table 1: FID 1 A (column DB-ALC1)

Compound	Amount (g/100mL)	Time (min)	Peak Area
>Ethanol	0.1861	1.210	116.990
n-Propanol	-----	2.016	172.425

Table 2: FID 2 B (column DB-ALC2)

Compound	Time (min)	Peak Area
Acetaldehyde	0.993	3.776
Ethanol	1.373	149.422
n-Propanol	2.466	219.253

### Scottsdale Police Department Crime Lab Volatiles Analysis

Sample:	40701TH	Vial:	57
Description:	[REDACTED]	LIMS ID:	[REDACTED]
Method:	ethanol quant.M	Sequence:	29Jun22
Instrument:	US14173023 CN14160045	Injection date:	6/29/2022 7:26:36 PM
Data file:	C:\Chem32\1\Data\29Jun22\57.D	Analyst:	Abbott

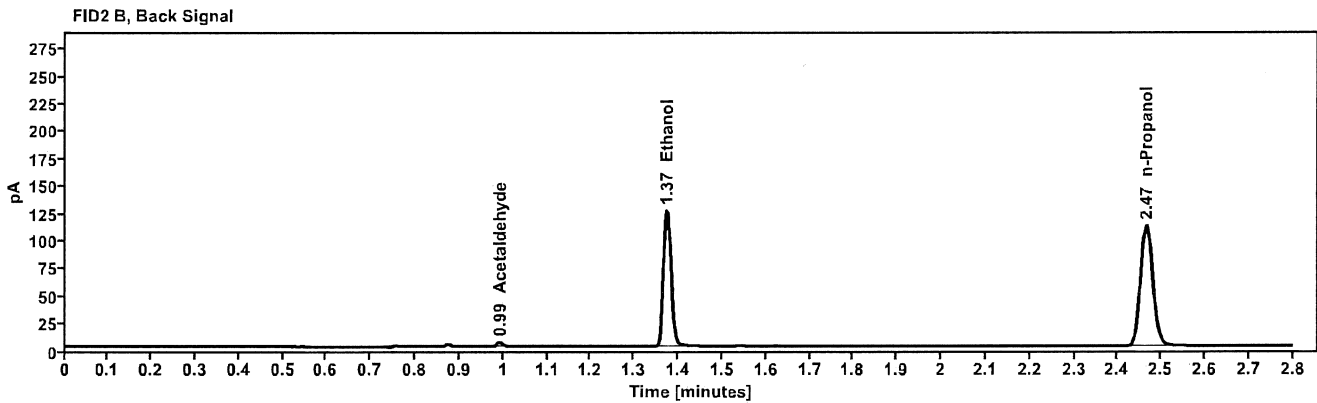
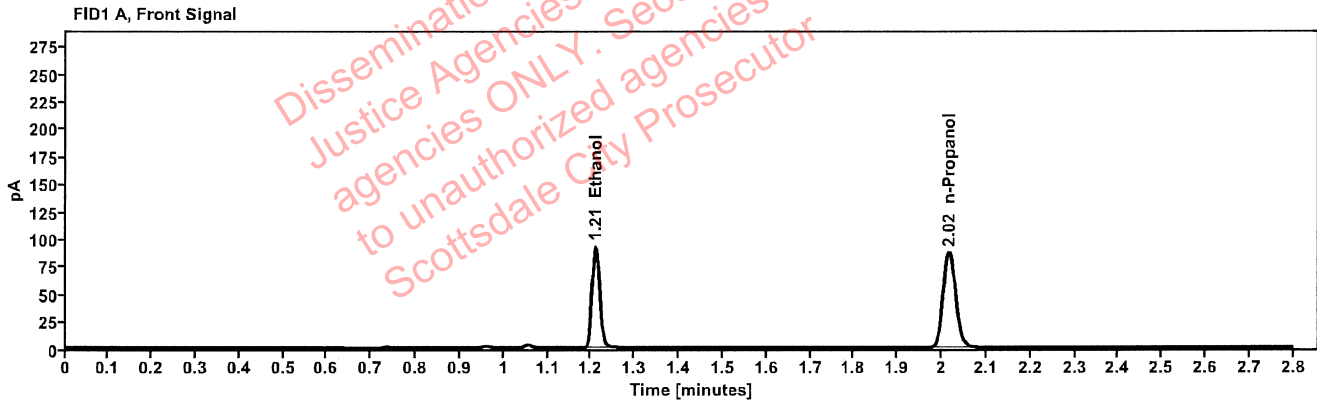


Table 1: FID 1 A (column DB-ALC1)

Compound	Amount (g/100mL)	Time (min)	Peak Area
>Ethanol	0.1866	1.210	117.291
n-Propanol	-----	2.016	172.437

Table 2: FID 2 B (column DB-ALC2)

Compound	Time (min)	Peak Area
Acetaldehyde	0.993	3.783
Ethanol	1.373	149.601
n-Propanol	2.466	219.230



[REDACTED]: Abbott, Lori - (30-Jun-2022)

Case: [REDACTED] User: LAbbott 6/30/2022

### Scottsdale Police Department Crime Lab Volatiles Analysis

Sample:	1424099	Vial:	58
Description:	[REDACTED]	LIMS ID:	[REDACTED]
Method:	ethanol quant.M	Sequence:	29Jun22
Instrument:	US14173023 CN14160045	Injection date:	6/29/2022 7:30:36 PM
Data file:	C:\Chem32\1\Data\29Jun22\58.D	Analyst:	Abbott

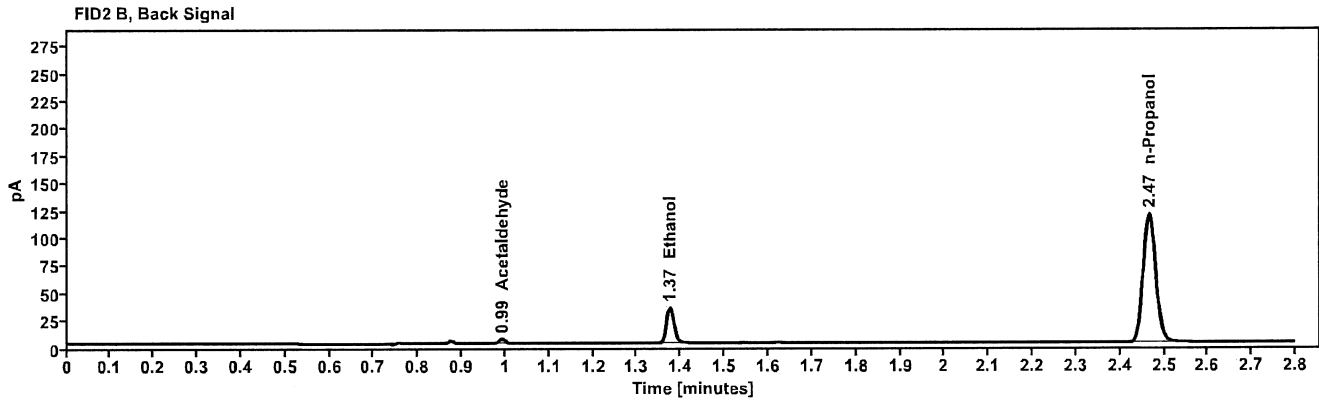
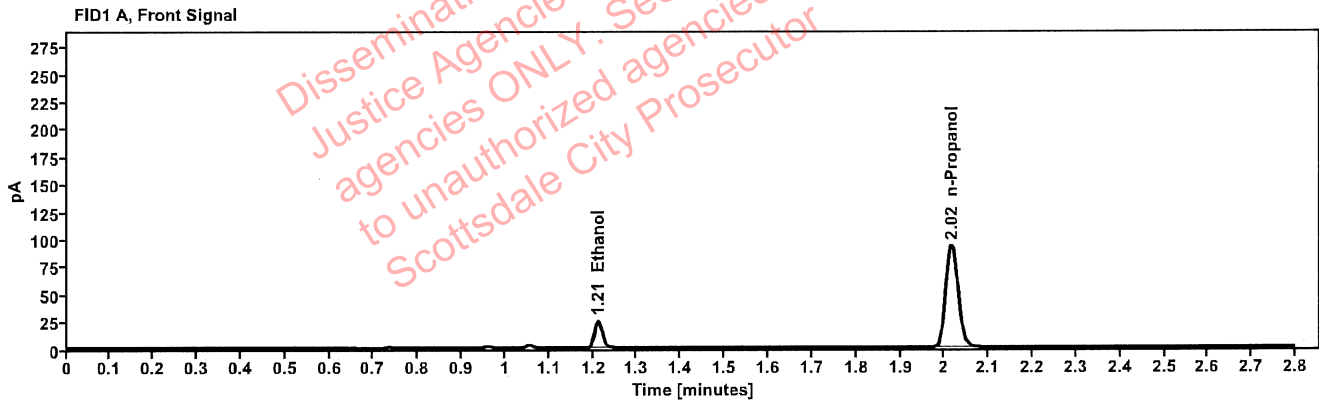


Table 1: FID 1 A (column DB-ALC1)

Compound	Amount (g/100mL)	Time (min)	Peak Area
>Ethanol	0.0471	1.211	31.148
n-Propanol	----	2.016	184.618

Table 2: FID 2 B (column DB-ALC2)

Compound	Time (min)	Peak Area
Acetaldehyde	0.993	3.909
Ethanol	1.375	40.114
n-Propanol	2.466	235.630

[REDACTED]: Abbott, Lori - (30-Jun-2022)

Case: [REDACTED] User: LAbbott 6/30/2022

### Scottsdale Police Department Crime Lab Volatiles Analysis

Sample:	1424099	Vial:	59
Description:	[REDACTED]	LIMS ID:	[REDACTED]
Method:	ethanol quant.M	Sequence:	29Jun22
Instrument:	US14173023 CN14160045	Injection date:	6/29/2022 7:34:36 PM
Data file:	C:\Chem32\1\Data\29Jun22\59.D	Analyst:	Abbott

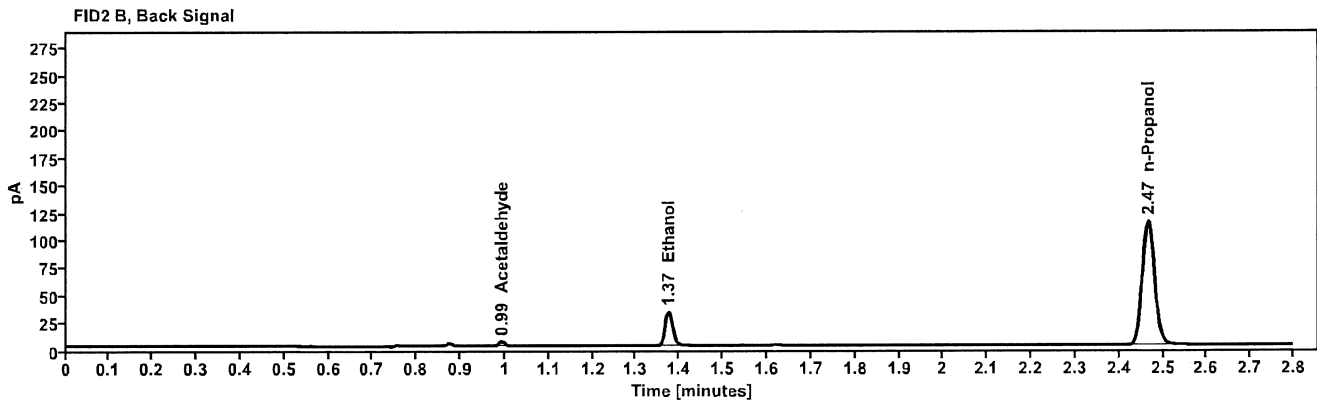
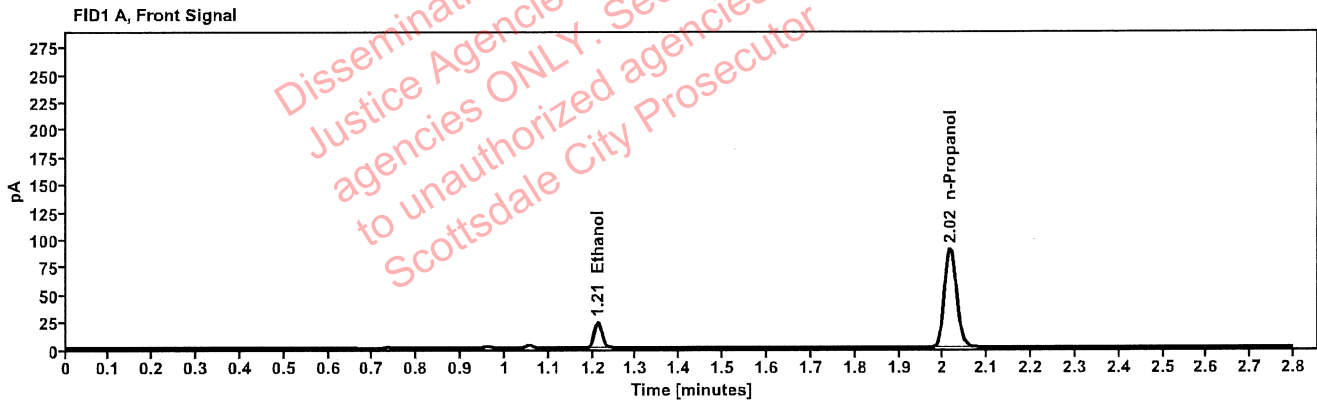


Table 1: FID 1 A (column DB-ALC1)

Compound	Amount (g/100mL)	Time (min)	Peak Area
>Ethanol	0.0468	1.211	29.800
n-Propanol	-----	2.016	177.690

Table 2: FID 2 B (column DB-ALC2)

Compound	Time (min)	Peak Area
Acetaldehyde	0.993	3.918
Ethanol	1.375	38.549
n-Propanol	2.466	226.886

: Abbott, Lori - (30-Jun-2022)

Case: User: LAbbott 6/30/2022

### Scottsdale Police Department Crime Lab Volatiles Analysis

Sample:	1426493	Vial:	60
Description:		LIMS ID:	
Method:	ethanol quant.M	Sequence:	29Jun22
Instrument:	US14173023 CN14160045	Injection date:	6/29/2022 7:38:36 PM
Data file:	C:\Chem32\1\Data\29Jun22\60.D	Analyst:	Abbott

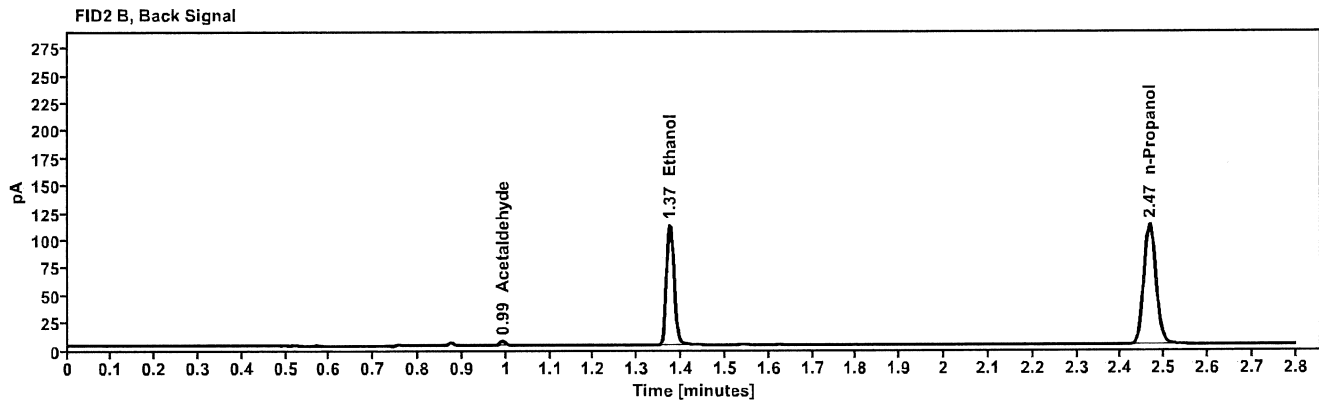
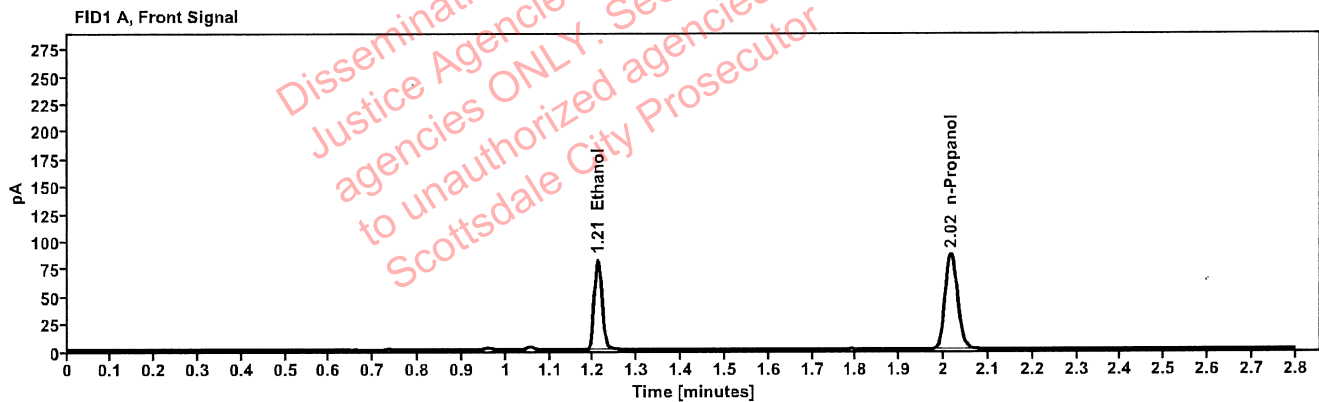


Table 1: FID 1 A (column DB-ALC1)

Compound	Amount (g/100mL)	Time (min)	Peak Area
>Ethanol	0.1659	1.210	103.898
n-Propanol	-----	2.016	171.960

Table 2: FID 2 B (column DB-ALC2)

Compound	Time (min)	Peak Area
Acetaldehyde	0.993	3.905
Ethanol	1.374	132.287
n-Propanol	2.466	219.039

### Scottsdale Police Department Crime Lab Volatiles Analysis

Sample:	1426493	Vial:	61
Description:		LIMS ID:	
Method:	ethanol quant.M	Sequence:	29Jun22
Instrument:	US14173023 CN14160045	Injection date:	6/29/2022 7:42:51 PM
Data file:	C:\Chem32\1\Data\29Jun22\61.D	Analyst:	Abbott

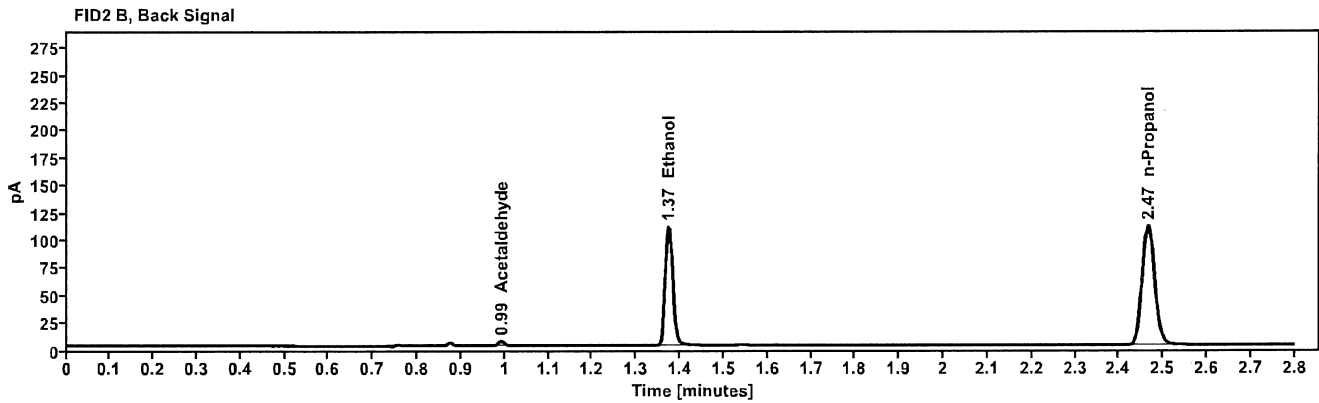
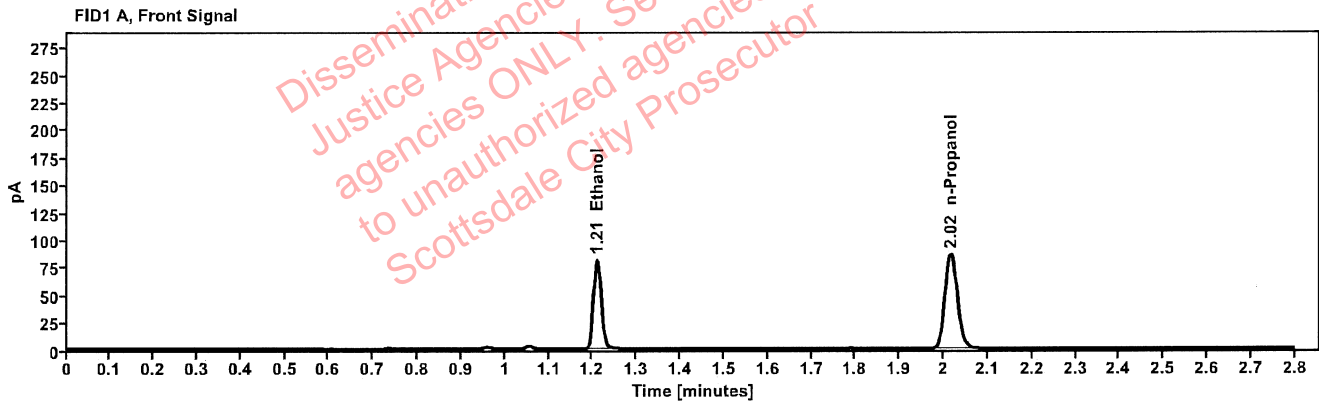


Table 1: FID 1 A (column DB-ALC1)

Compound	Amount (g/100mL)	Time (min)	Peak Area
>Ethanol	0.1655	1.210	103.101
n-Propanol	-----	2.016	170.974

Table 2: FID 2 B (column DB-ALC2)

Compound	Time (min)	Peak Area
Acetaldehyde	0.992	3.829
Ethanol	1.374	130.909
n-Propanol	2.466	217.458

Abbott, Lori - (30-Jun-2022)

Case: User: LAbbott 6/30/2022

### Scottsdale Police Department Crime Lab Volatiles Analysis

Sample:	1426489	Vial:	62
Description:		LIMS ID:	
Method:	ethanol quant.M	Sequence:	29Jun22
Instrument:	US14173023 CN14160045	Injection date:	6/29/2022 7:46:51 PM
Data file:	C:\Chem32\1\Data\29Jun22\62.D	Analyst:	Abbott

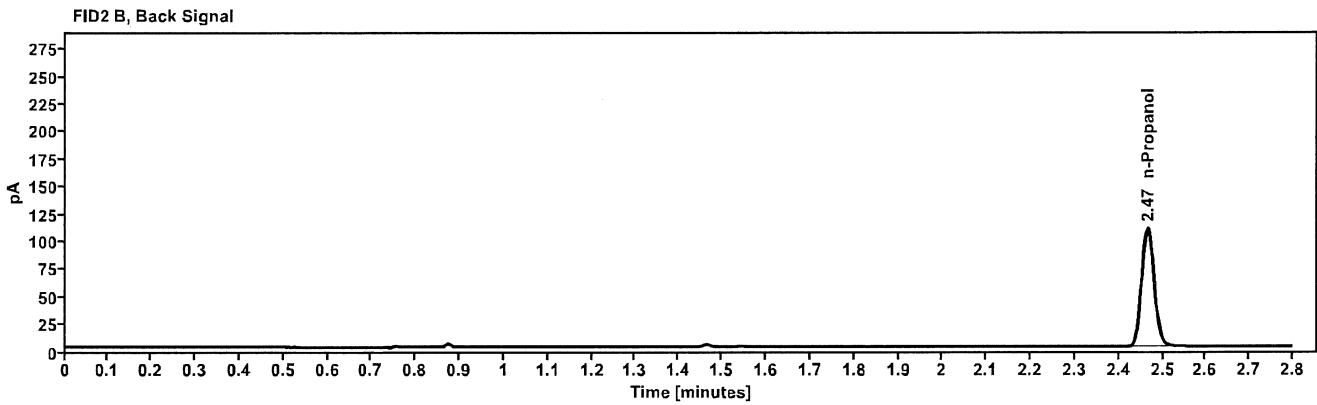
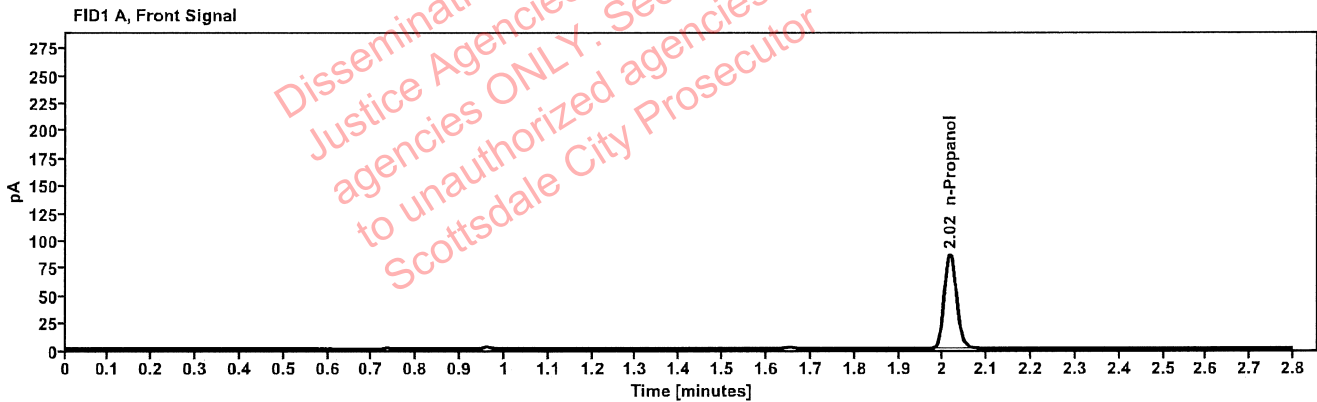


Table 1: FID 1 A (column DB-ALC1)

Compound	Amount (g/100mL)	Time (min)	Peak Area
n-Propanol	-----	2.016	170.583

Table 2: FID 2 B (column DB-ALC2)

Compound	Time (min)	Peak Area
n-Propanol	2.466	217.472

[REDACTED]: Abbott, Lori - (30-Jun-2022)

Case: [REDACTED] User: LAbbott 6/30/2022

### Scottsdale Police Department Crime Lab Volatiles Analysis

Sample:	1426489	Vial:	63
Description:	[REDACTED]	LIMS ID:	[REDACTED]
Method:	ethanol quant.M	Sequence:	29Jun22
Instrument:	US14173023 CN14160045	Injection date:	6/29/2022 7:50:51 PM
Data file:	C:\Chem32\1\Data\29Jun22\63.D	Analyst:	Abbott

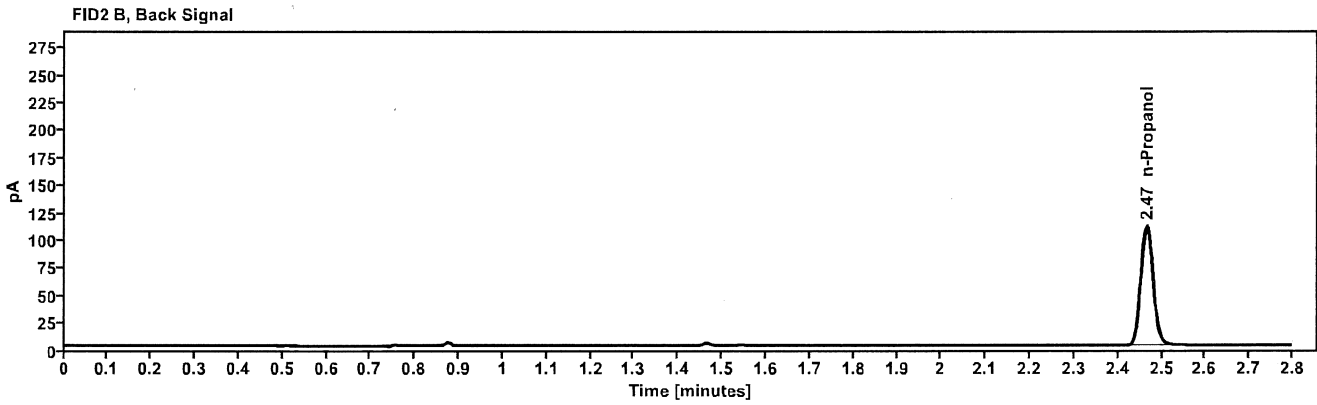
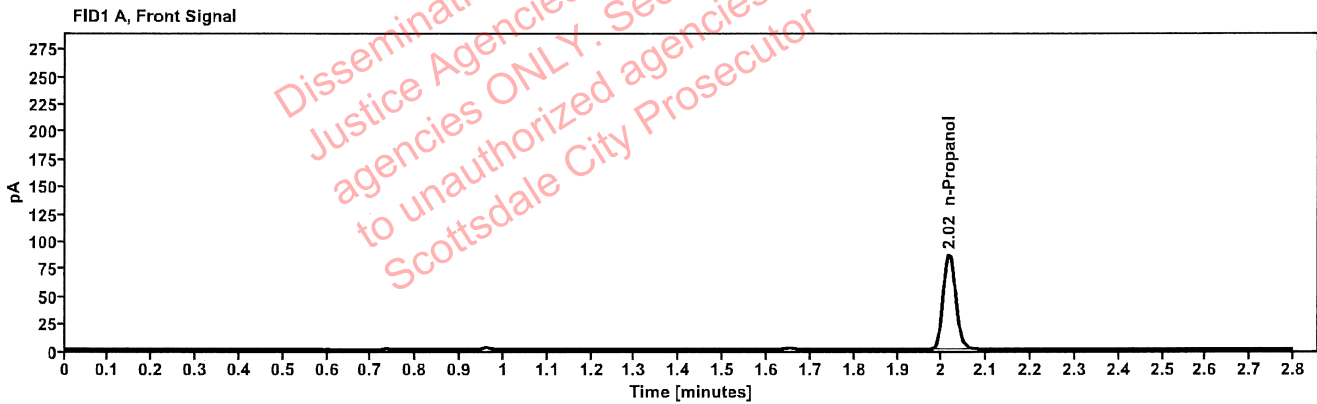


Table 1: FID 1 A (column DB-ALC1)

Compound	Amount (g/100mL)	Time (min)	Peak Area
n-Propanol	-----	2.016	171.568

Table 2: FID 2 B (column DB-ALC2)

Compound	Time (min)	Peak Area
n-Propanol	2.466	218.731