

# SCOTTSDALE POLICE DEPARTMENT CRIME LABORATORY BLOOD ALCOHOL FACE SHEET

ANALYSIS DATE 07/06/2022 SEQUENCE NAME 06Jul22

### EQUIPMENT

Pipettor  Hamilton ML600EH7497  Hamilton ML600GJ10749  
 Gas Chromatograph  Agilent US14173023

### INSTRUMENT CALIBRATION

Vial 1 0.02 calibrator Lot FN10051909 Coefficient of determination (r<sup>2</sup>)  
 Vial 2 0.10 calibrator Lot FN05311902 0.99996  
 Vial 3 0.20 calibrator Lot FN02052101  
 Vial 4 0.40 calibrator Lot FN03052102

### CALIBRATION VERIFICATION AND RESOLUTION TEST

Vial	Sample	Expected result	Measured result	Manufacturer/lot
5	Blank	Not detected	Not detected	SPD lab 032922AQ
6	Volatiles mixture	6 compounds	6 compounds	SPD lab 050721MIX
7	Aqueous control	0.400 g/dL	0.397 g/dL	Lipomed 11092018-A
8	Aqueous control	0.040 g/dL	0.040 g/dL	Lipomed 14082019-B
9	Blood control	0.199 g/dL	0.203 g/dL	ACQ 4110320133/8
20	Aqueous control	0.080 g/dL	0.080 g/dL	Lipomed 20012020-B
31	Aqueous control	0.080 g/dL	0.081 g/dL	Lipomed 20012020-B
42	Blood control	0.199 g/dL	0.200 g/dL	ACQ 4110320133/8
53	Aqueous control	0.080 g/dL	0.081 g/dL	Lipomed 20012020-B
64	Aqueous control	0.400 g/dL	0.406 g/dL	Lipomed 11092018-A
65	Aqueous control	0.040 g/dL	0.041 g/dL	Lipomed 14082019-B
66	Blood control	0.199 g/dL	0.204 g/dL	ACQ 4110320133/8
67	Blank	Not detected	Not detected	SPD lab 101921WB

### SUBJECT SAMPLES

Subjects in the sequence 25 Subjects requiring reanalysis 0

ADDITIONAL NOTES: All testing proceeded as expected.

---



---

Run valid   
 Run invalid   
  
 Analyst

Run valid   
 Run invalid   
  
 Technical Reviewer

# Scottsdale Police Department Crime Laboratory Sequence Quality Assurance Summary

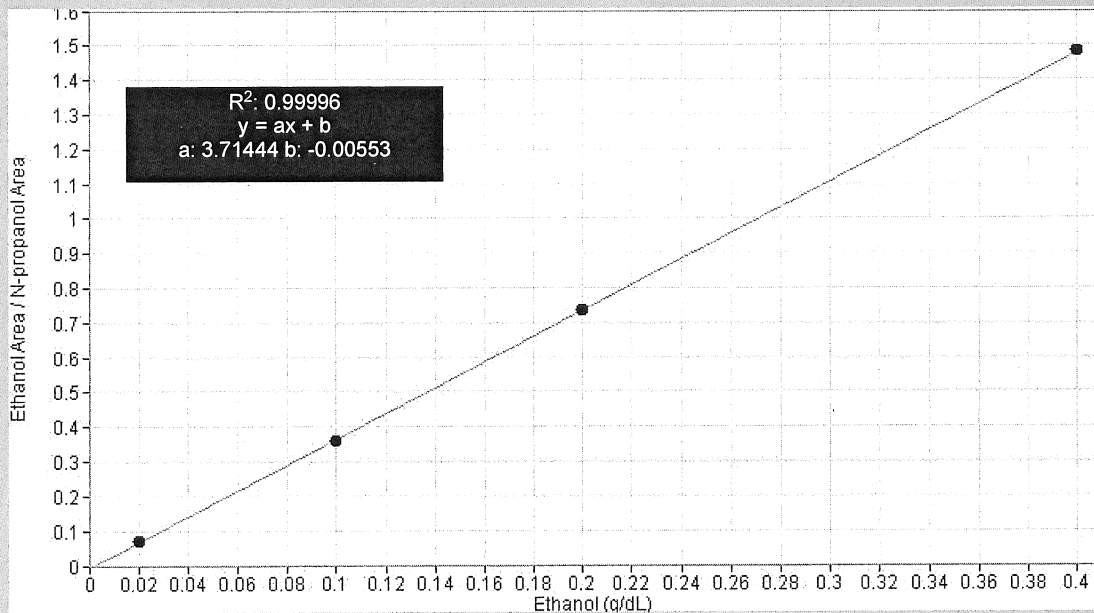
SEQUENCE NAME: 06Jul22

ANALYST: Abbott *Abbott*

Sample Name	Vial	Measured Value (g/dL)	Expected Value (g/dL)	Percent Difference	Absolute Difference (g/dL)
blank 032922AQ	5	negative	negative	-	-
0.400 11092018-A	7	0.397	0.400	0.75	-0.003
0.040 14082019-B	8	0.040	0.040	0.00	0.000
0.199 4110320133/8	9	0.203	0.199	2.01	0.004
0.080 20012020-B	20	0.080	0.080	0.00	0.000
0.080 20012020-B	31	0.081	0.080	1.25	0.001
0.199 4110320133/8	42	0.200	0.199	0.50	0.001
0.080 20012020-B	53	0.081	0.080	1.25	0.001
0.400 11092018-A	64	0.406	0.400	1.50	0.006
0.040 14082019-B	65	0.041	0.040	2.50	0.001
0.199 4110320133/8	66	0.204	0.199	2.51	0.005
101921WB	67	negative	negative	-	-

Calibrator	Ethanol Area	N-propanol Area	Ratio
0.020	13.117	178.889	0.073
0.100	58.780	162.720	0.361
0.200	120.800	164.199	0.736
0.400	247.012	166.673	1.482

### Calibration Line



# Scottsdale Police Department Crime Lab Volatiles Analysis

<b>Sample:</b>	FN10051909	<b>Vial:</b>	1
<b>Description:</b>	0.020 calibrator	<b>Sequence:</b>	06Jul22
<b>Method:</b>	ethanol quant.M	<b>Injection date:</b>	7/6/2022 3:33:11 PM
<b>Instrument:</b>	US14173023 CN14160045	<b>Analyst:</b>	Abbott <i>AK</i>
<b>Data file:</b>	C:\Chem32\1\Data\06Jul22\1.D		

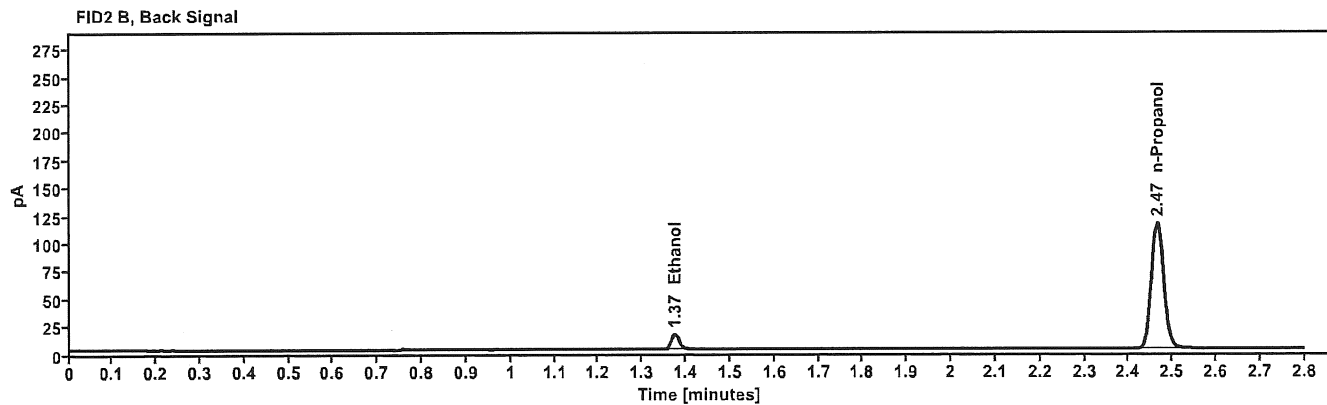
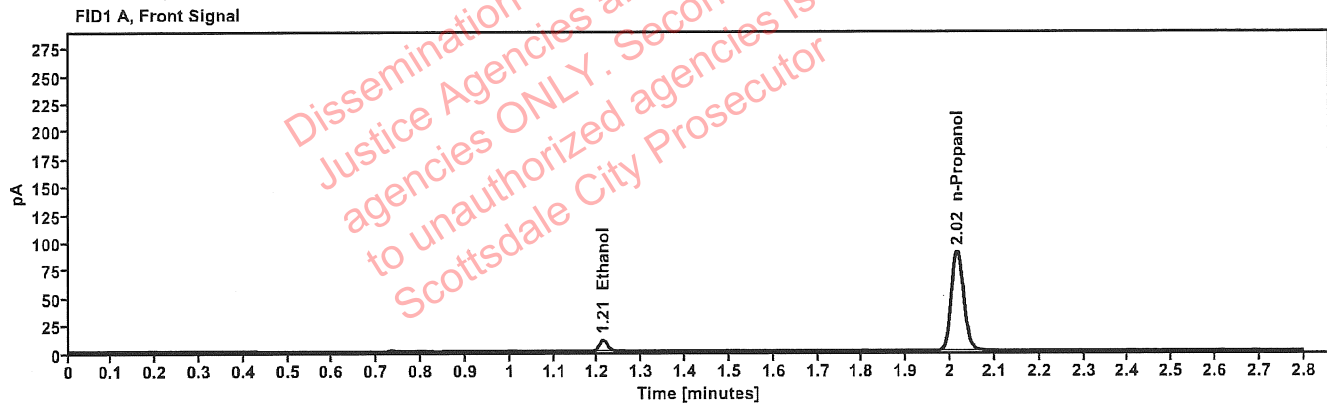


Table 1: FID 1 A (column DB-ALC1)

Compound	Time (min)	Peak Area
Ethanol	1.212	13.117
n-Propanol	2.015	178.889

Table 2: FID 2 B (column DB-ALC2)

Compound	Time (min)	Peak Area
Ethanol	1.375	16.641
n-Propanol	2.465	227.636

# Scottsdale Police Department Crime Lab Volatiles Analysis

<b>Sample:</b>	FN05311902	<b>Vial:</b>	2
<b>Description:</b>	0.100 calibrator	<b>Sequence:</b>	06Jul22
<b>Method:</b>	ethanol quant.M	<b>Injection date:</b>	7/6/2022 3:37:10 PM
<b>Instrument:</b>	US14173023 CN14160045	<b>Analyst:</b>	Abbott
<b>Data file:</b>	C:\Chem32\1\Data\06Jul22\2.D		

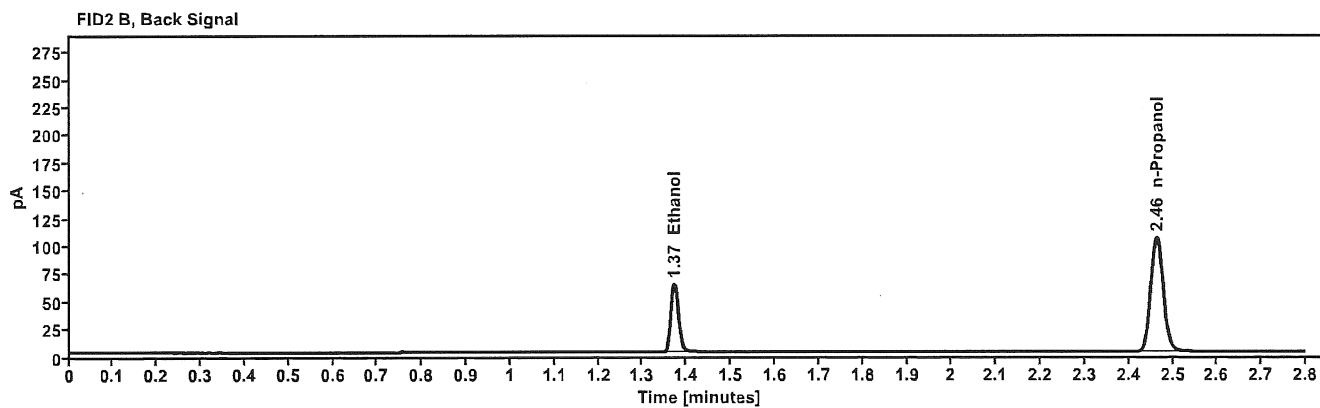
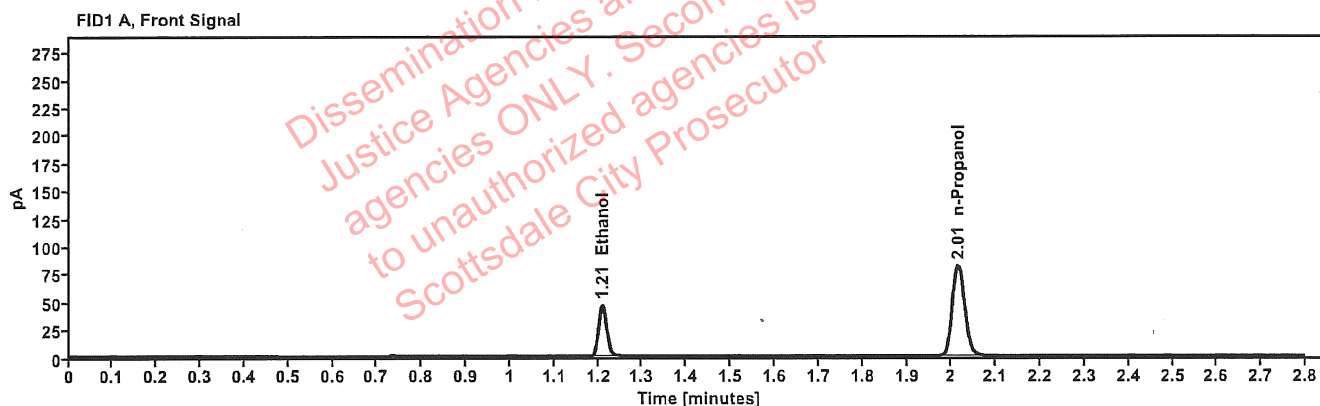


Table 1: FID 1 A (column DB-ALC1)

Compound	Time (min)	Peak Area
Ethanol	1.209	58.780
n-Propanol	2.015	162.720

Table 2: FID 2 B (column DB-ALC2)

Compound	Time (min)	Peak Area
Ethanol	1.372	74.865
n-Propanol	2.464	207.210

# Scottsdale Police Department Crime Lab Volatiles Analysis

<b>Sample:</b>	FN02052101	<b>Vial:</b>	3
<b>Description:</b>	0.200 calibrator	<b>Sequence:</b>	06Jul22
<b>Method:</b>	ethanol quant.M	<b>Injection date:</b>	7/6/2022 3:41:10 PM
<b>Instrument:</b>	US14173023 CN14160045	<b>Analyst:</b>	Abbott <i>dh</i>
<b>Data file:</b>	C:\Chem32\1\Data\06Jul22\3.D		

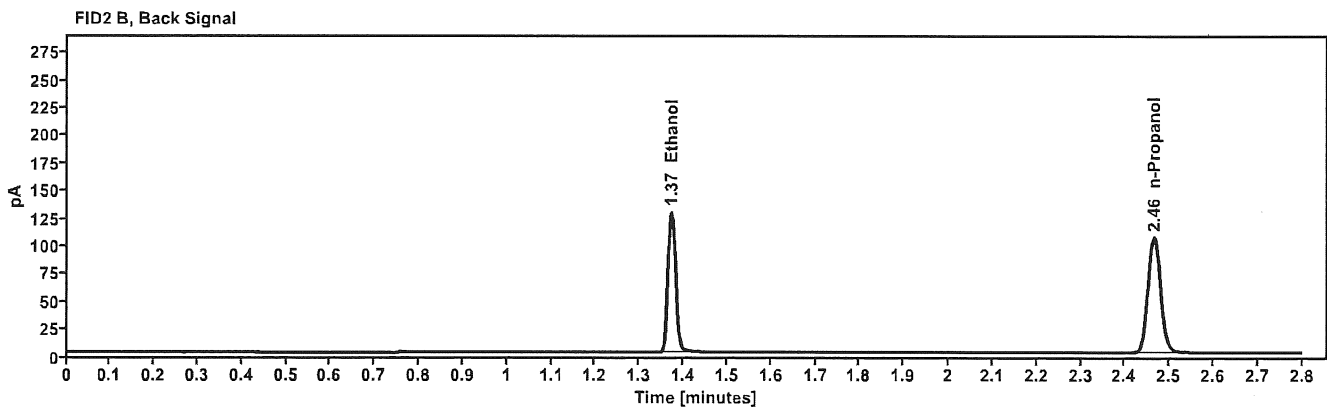
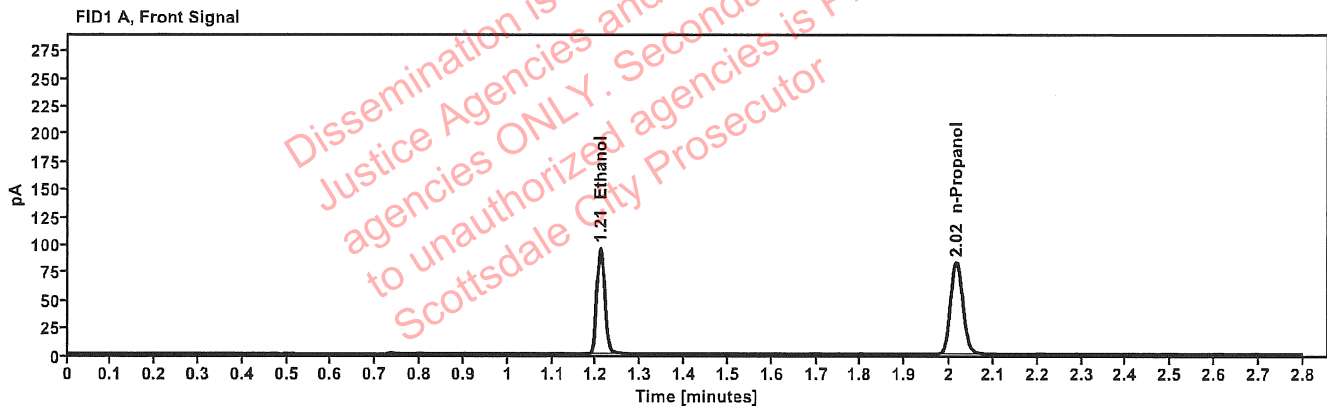


Table 1: FID 1 A (column DB-ALC1)

Compound	Time (min)	Peak Area
Ethanol	1.209	120.800
n-Propanol	2.015	164.199

Table 2: FID 2 B (column DB-ALC2)

Compound	Time (min)	Peak Area
Ethanol	1.372	153.829
n-Propanol	2.465	209.037

# Scottsdale Police Department Crime Lab Volatiles Analysis

<b>Sample:</b> FN03052102	<b>Vial:</b> 4
<b>Description:</b> 0.400 calibrator	<b>Sequence:</b> 06Jul22
<b>Method:</b> ethanol quant.M	<b>Injection date:</b> 7/6/2022 3:45:10 PM
<b>Instrument:</b> US14173023 CN14160045	<b>Analyst:</b> Abbott <i>JA</i>
<b>Data file:</b> C:\Chem32\1\Data\06Jul22\4.D	

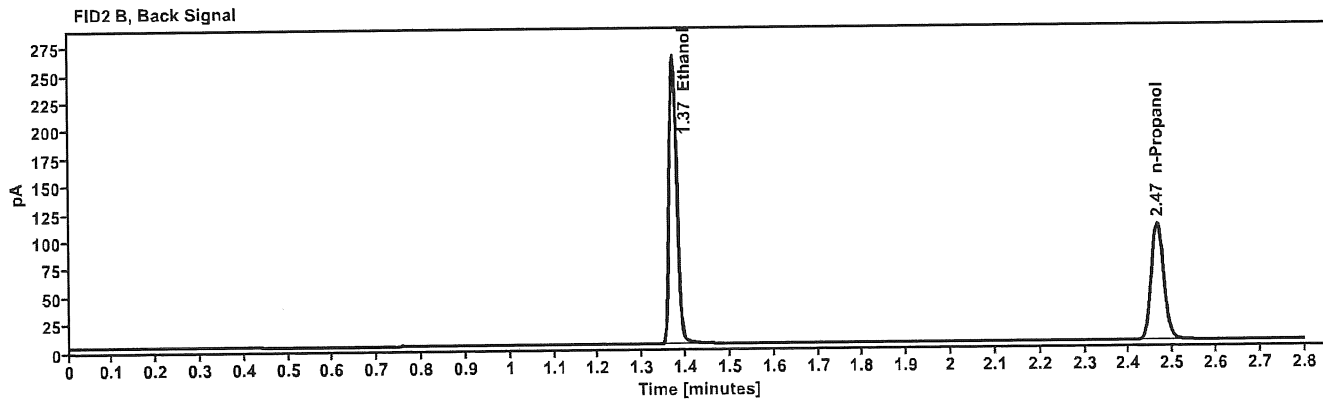
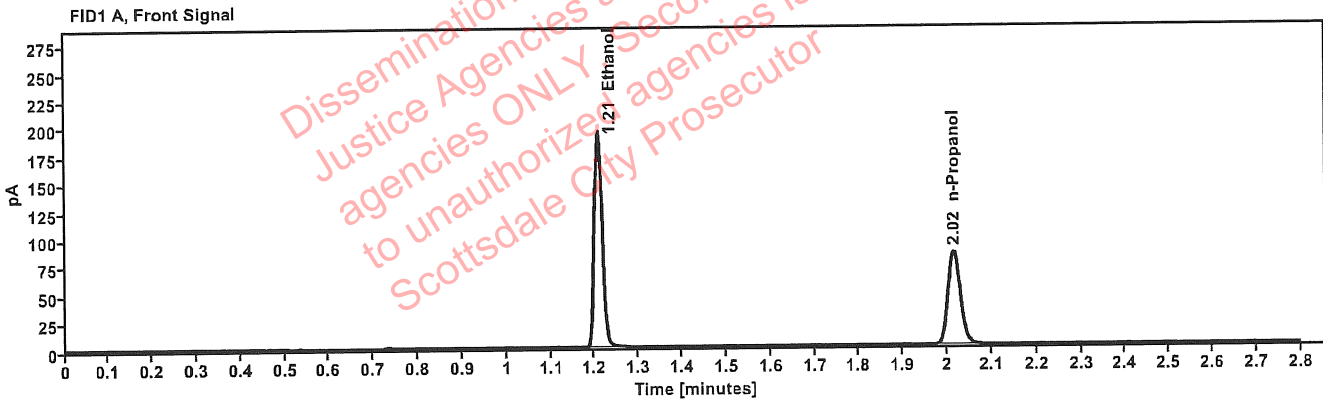


Table 1: FID 1 A (column DB-ALC1)

Compound	Time (min)	Peak Area
Ethanol	1.208	247.012
n-Propanol	2.015	166.673

Table 2: FID 2 B (column DB-ALC2)

Compound	Time (min)	Peak Area
Ethanol	1.372	316.129
n-Propanol	2.465	212.158

# Scottsdale Police Department Crime Lab Volatiles Analysis

<b>Sample:</b> 032922AQ	<b>Vial:</b> 5
<b>Description:</b> Negative	<b>LIMS ID:</b>
<b>Method:</b> ethanol quant.M	<b>Sequence:</b> 06Jul22
<b>Instrument:</b> US14173023 CN14160045	<b>Injection date:</b> 7/6/2022 3:49:10 PM
<b>Data file:</b> C:\Chem32\1\Data\06Jul22\5.D	<b>Analyst:</b> Abbott <i>JA</i>

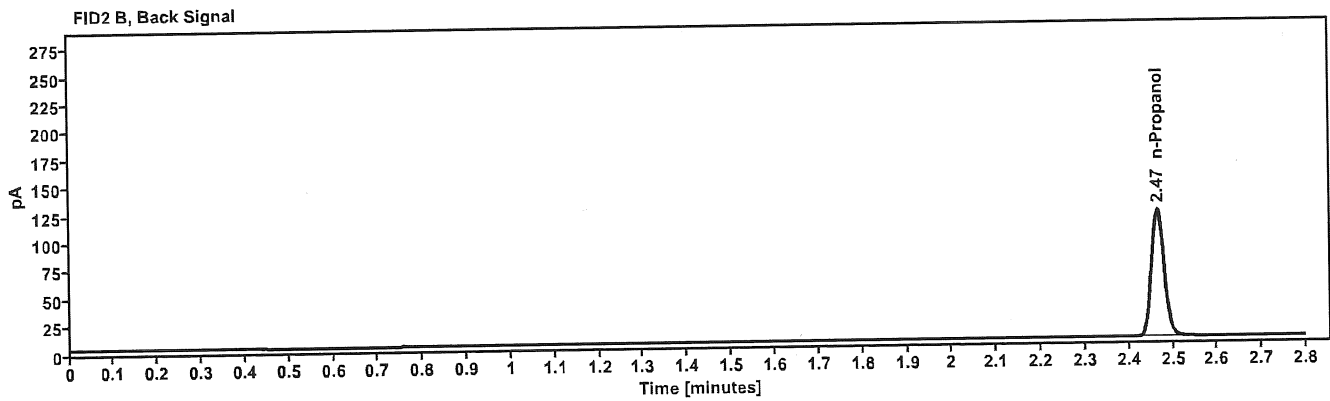
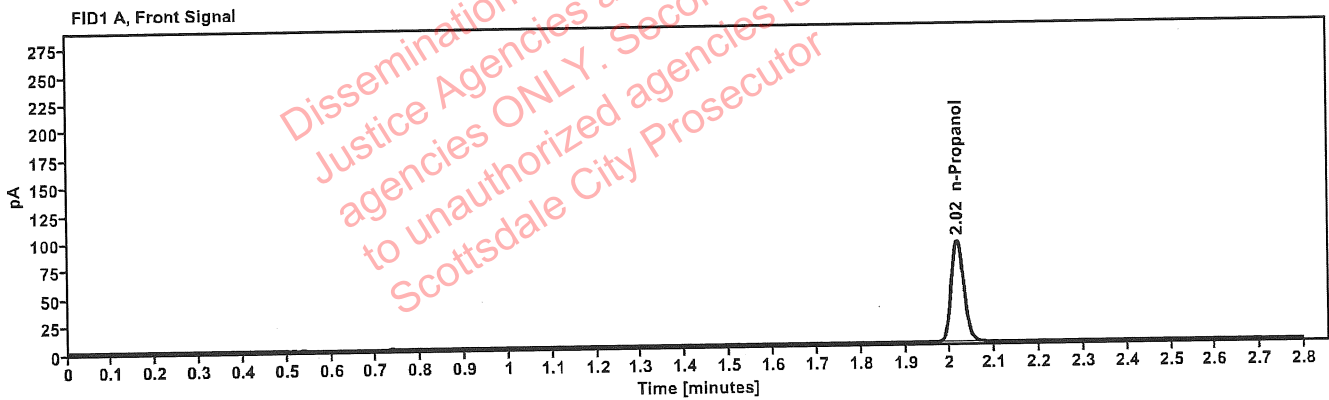


Table 1: FID 1 A (column DB-ALC1)

Compound	Amount (g/100mL)	Time (min)	Peak Area
n-Propanol	-----	2.016	181.389

Table 2: FID 2 B (column DB-ALC2)

Compound	Time (min)	Peak Area
n-Propanol	2.467	230.928

# Scottsdale Police Department Crime Lab Volatiles Analysis

Sample:	050721MIX	Vial:	6
Description:	Volatiles mix	LIMS ID:	
Method:	ethanol quant.M	Sequence:	06Jul22
Instrument:	US14173023 CN14160045	Injection date:	7/6/2022 3:53:10 PM
Data file:	C:\Chem32\1\Data\06Jul22\6.D	Analyst:	Abbott <span style="float: right;">OK</span>

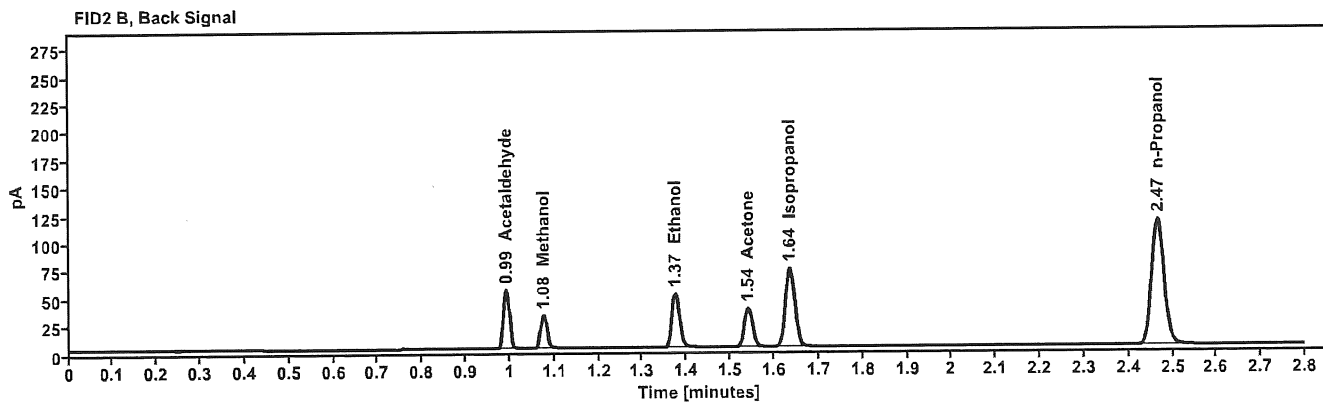
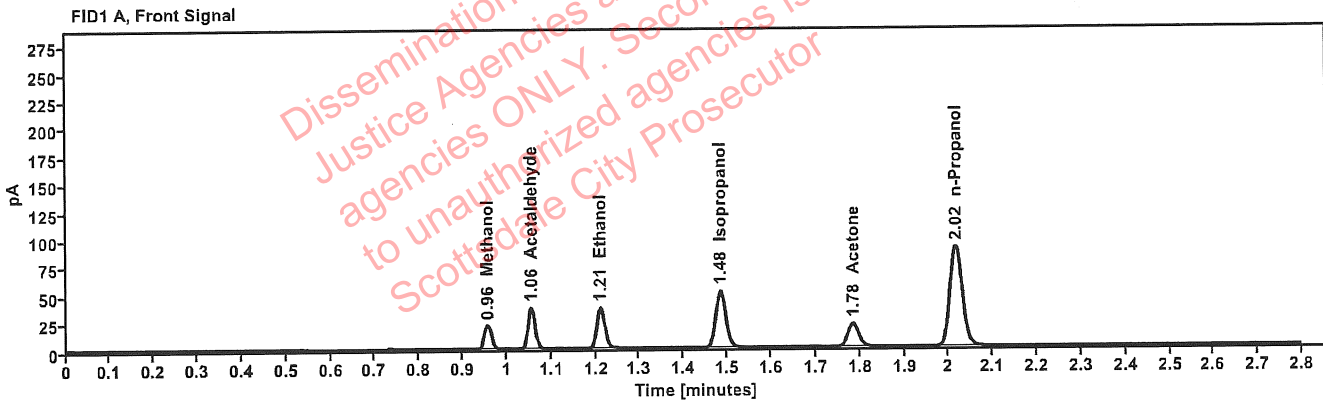


Table 1: FID 1 A (column DB-ALC1)

Compound	Amount (g/100mL)	Time (min)	Peak Area
Methanol	-----	0.957	24.348
Acetaldehyde	-----	1.055	40.423
>Ethanol	0.0721	1.211	47.051
Isopropanol	-----	1.484	82.084
Acetone	-----	1.785	36.405
n-Propanol	-----	2.016	179.505

Table 2: FID 2 B (column DB-ALC2)

Compound	Time (min)	Peak Area
Acetaldehyde	0.992	52.455
Methanol	1.076	31.664
Ethanol	1.374	59.847
Acetone	1.541	46.144
Isopropanol	1.636	106.066
n-Propanol	2.466	228.397



# Scottsdale Police Department Crime Lab Volatiles Analysis

Sample:	11092018-A	Vial:	7
Description:	0.400	LIMS ID:	
Method:	ethanol quant.M	Sequence:	06Jul22
Instrument:	US14173023 CN14160045	Injection date:	7/6/2022 3:57:26 PM
Data file:	C:\Chem32\1\Data\06Jul22\7.D	Analyst:	Abbott

*Abbott*

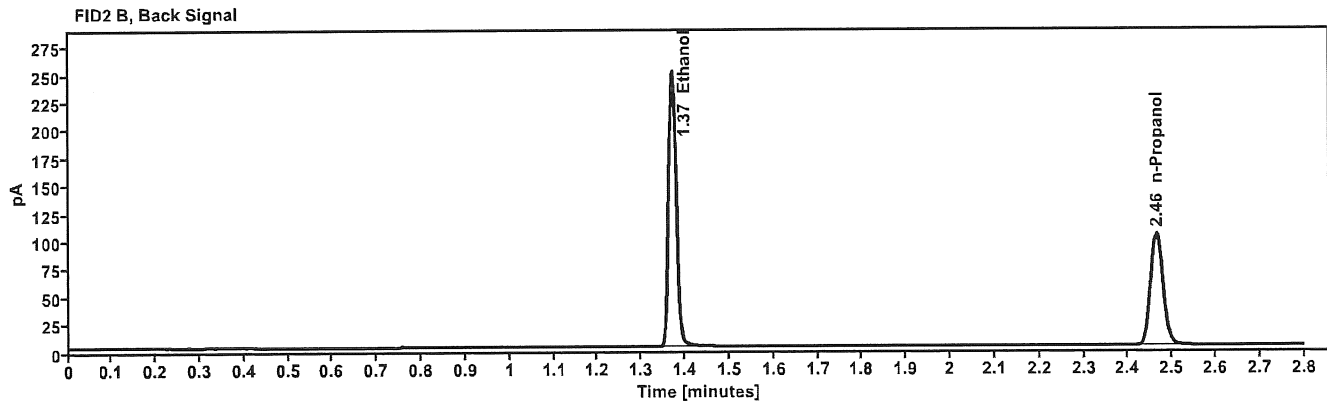
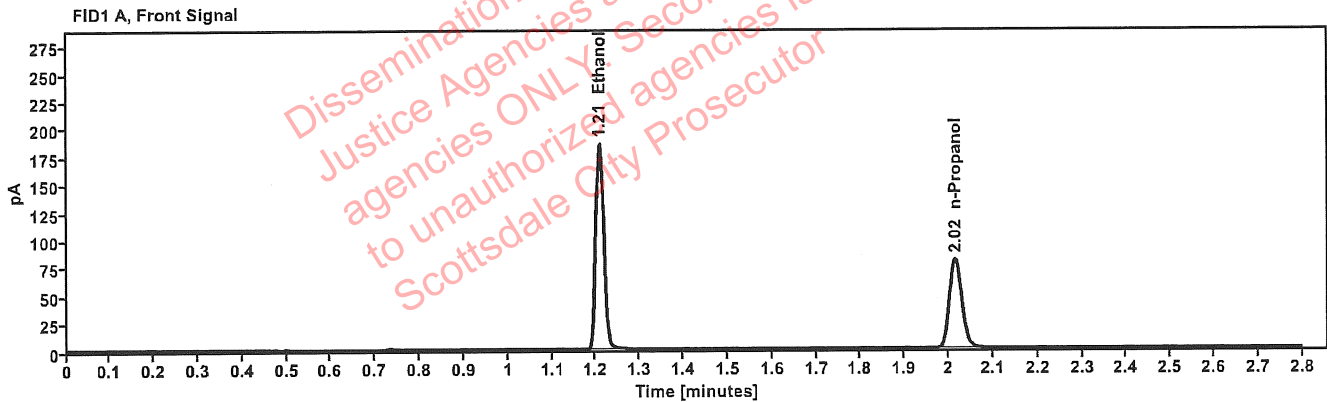


Table 1: FID 1 A (column DB-ALC1)

Compound	Amount (g/100mL)	Time (min)	Peak Area
>Ethanol	0.3973	1.208	235.226
n-Propanol	-----	2.015	160.001

Table 2: FID 2 B (column DB-ALC2)

Compound	Time (min)	Peak Area
Ethanol	1.371	301.479
n-Propanol	2.465	203.493

# Scottsdale Police Department Crime Lab Volatiles Analysis

<b>Sample:</b> 14082019-B	<b>Vial:</b> 8
<b>Description:</b> 0.040	<b>LIMS ID:</b>
<b>Method:</b> ethanol quant.M	<b>Sequence:</b> 06Jul22
<b>Instrument:</b> US14173023 CN14160045	<b>Injection date:</b> 7/6/2022 4:01:25 PM
<b>Data file:</b> C:\Chem32\1\Data\06Jul22\8.D	<b>Analyst:</b> Abbott <span style="float: right;">Oh</span>

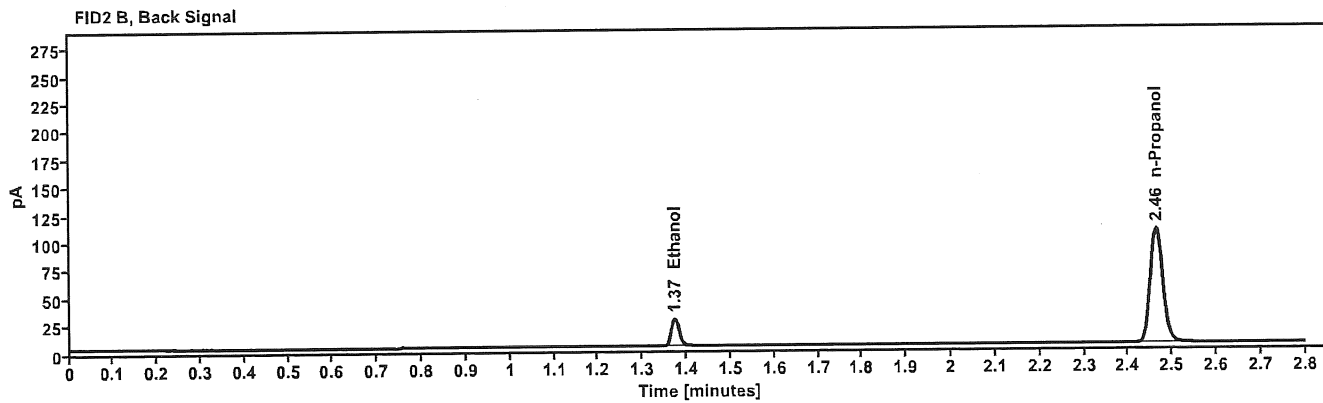
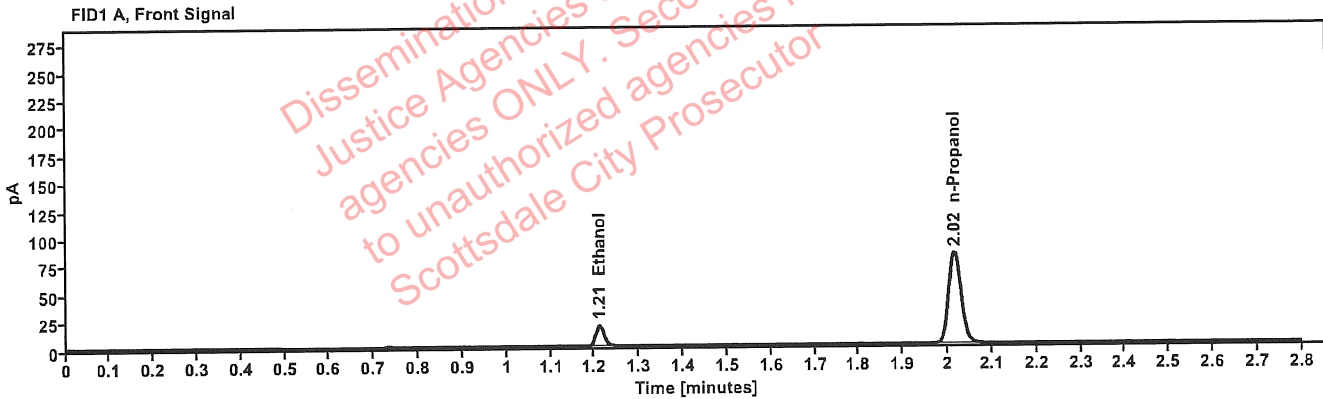


Table 1: FID 1 A (column DB-ALC1)

Compound	Amount (g/100mL)	Time (min)	Peak Area
>Ethanol	0.0409	1.211	23.928
n-Propanol	-----	2.015	163.644

Table 2: FID 2 B (column DB-ALC2)

Compound	Time (min)	Peak Area
Ethanol	1.373	30.481
n-Propanol	2.465	208.384

# Scottsdale Police Department Crime Lab Volatiles Analysis

<b>Sample:</b> 4110320133/8	<b>Vial:</b> 9
<b>Description:</b> 0.199	<b>LIMS ID:</b>
<b>Method:</b> ethanol quant.M	<b>Sequence:</b> 06Jul22
<b>Instrument:</b> US14173023 CN14160045	<b>Injection date:</b> 7/6/2022 4:05:26 PM
<b>Data file:</b> C:\Chem32\1\Data\06Jul22\9.D	<b>Analyst:</b> Abbott <span style="float: right;"><i>Abbott</i></span>

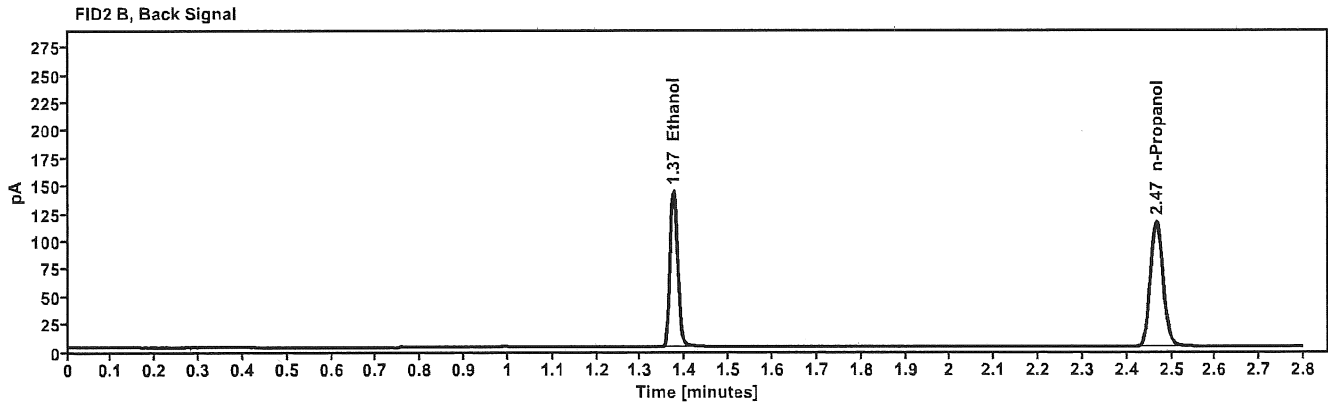
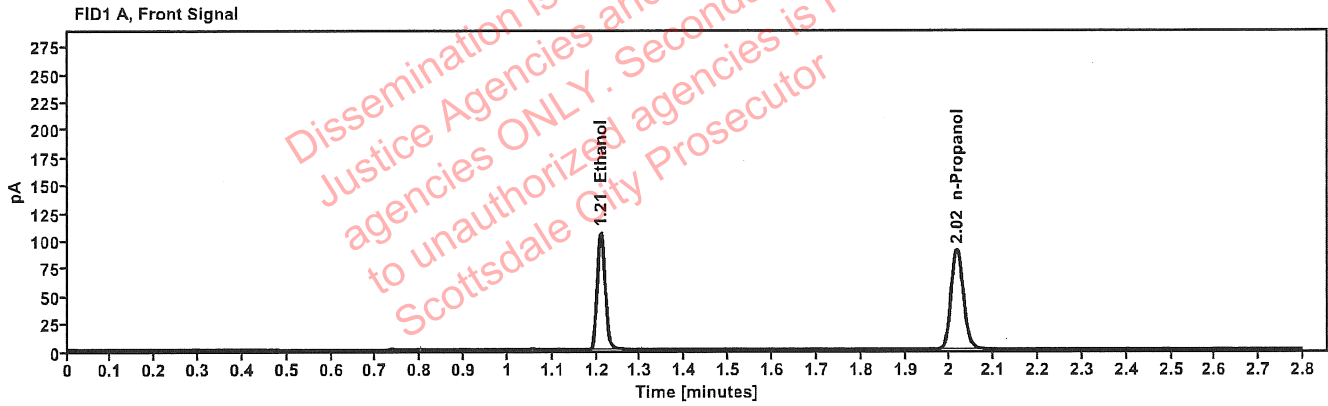


Table 1: FID 1 A (column DB-ALC1)

Compound	Amount (g/100mL)	Time (min)	Peak Area
>Ethanol	0.2037	1.210	134.403
n-Propanol	-----	2.016	178.916

Table 2: FID 2 B (column DB-ALC2)

Compound	Time (min)	Peak Area
Ethanol	1.374	171.342
n-Propanol	2.466	227.806

# Scottsdale Police Department Crime Lab Volatiles Analysis

<b>Sample:</b> 20012020-B	<b>Vial:</b> 20
<b>Description:</b> 0.080	<b>LIMS ID:</b>
<b>Method:</b> ethanol quant.M	<b>Sequence:</b> 06Jul22
<b>Instrument:</b> US14173023 CN14160045	<b>Injection date:</b> 7/6/2022 4:49:55 PM
<b>Data file:</b> C:\Chem32\1\Data\06Jul22\20.D	<b>Analyst:</b> Abbott <span style="float: right;">JH</span>

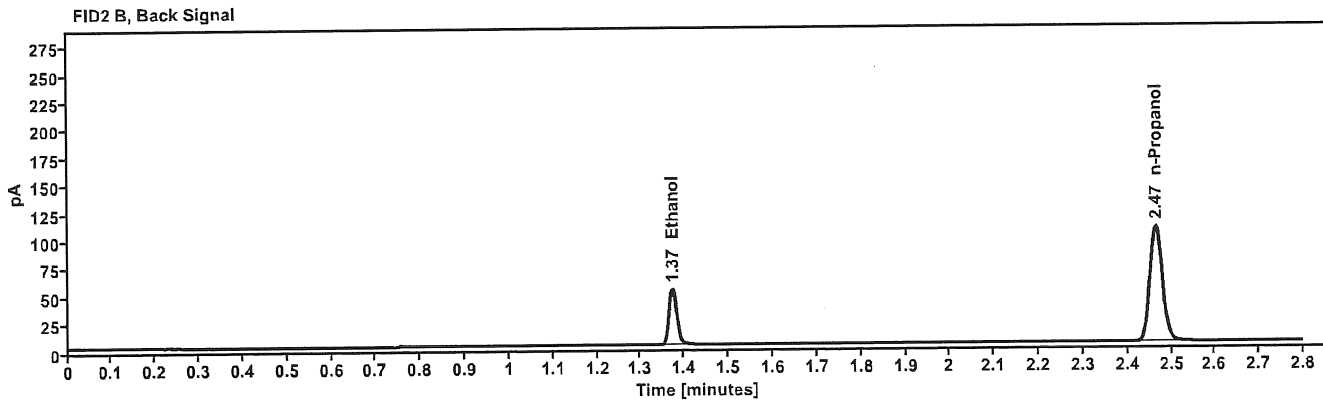
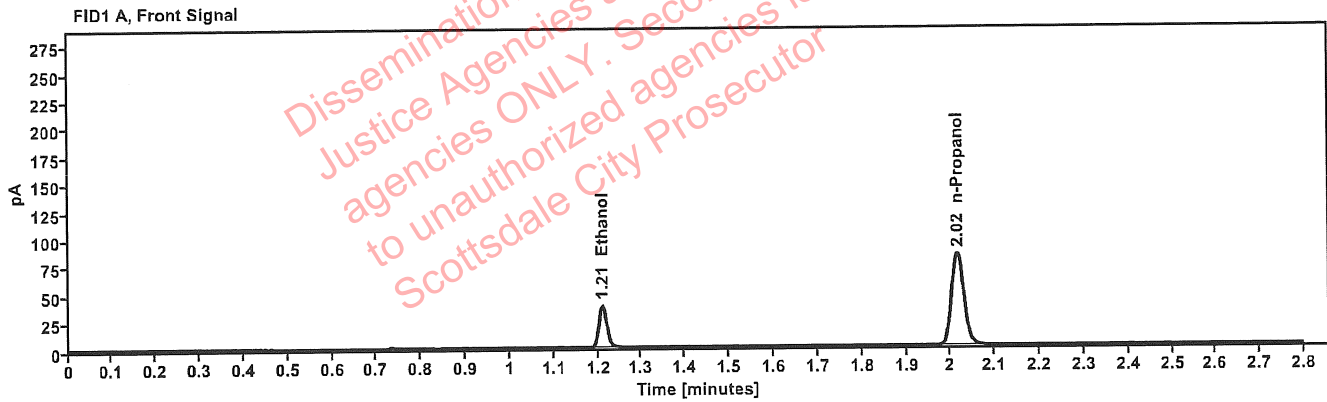


Table 1: FID 1 A (column DB-ALC1)

Compound	Amount (g/100mL)	Time (min)	Peak Area
>Ethanol	0.0808	1.210	48.638
n-Propanol	-----	2.015	165.178

Table 2: FID 2 B (column DB-ALC2)

Compound	Time (min)	Peak Area
Ethanol	1.373	61.926
n-Propanol	2.465	210.232

# Scottsdale Police Department Crime Lab Volatiles Analysis

<b>Sample:</b>	20012020-B	<b>Vial:</b>	31
<b>Description:</b>	0.080	<b>LIMS ID:</b>	
<b>Method:</b>	ethanol quant.M	<b>Sequence:</b>	06Jul22
<b>Instrument:</b>	US14173023 CN14160045	<b>Injection date:</b>	7/6/2022 5:34:27 PM
<b>Data file:</b>	C:\Chem32\1\Data\06Jul22\31.D	<b>Analyst:</b>	Abbott <i>JA</i>

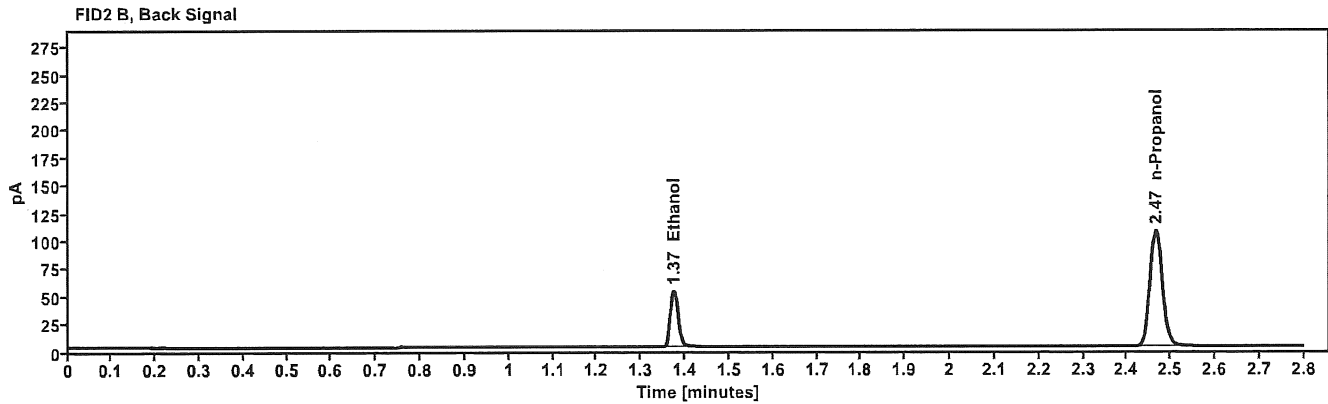
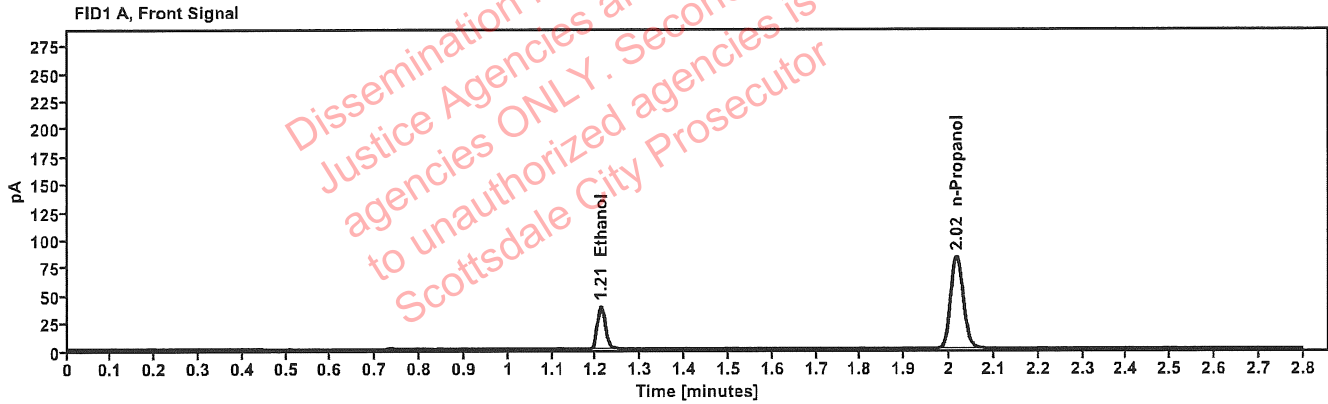


Table 1: FID 1 A (column DB-ALC1)

Compound	Amount (g/100mL)	Time (min)	Peak Area
>Ethanol	0.0813	1.211	49.090
n-Propanol	-----	2.016	165.678

Table 2: FID 2 B (column DB-ALC2)

Compound	Time (min)	Peak Area
Ethanol	1.374	62.305
n-Propanol	2.466	210.511

# Scottsdale Police Department Crime Lab Volatiles Analysis

<b>Sample:</b>	4110320133/8	<b>Vial:</b>	42
<b>Description:</b>	0.199	<b>LIMS ID:</b>	
<b>Method:</b>	ethanol quant.M	<b>Sequence:</b>	06Jul22
<b>Instrument:</b>	US14173023 CN14160045	<b>Injection date:</b>	7/6/2022 6:18:41 PM
<b>Data file:</b>	C:\Chem32\1\Data\06Jul22\42.D	<b>Analyst:</b>	Abbott <span style="float: right;">JH</span>

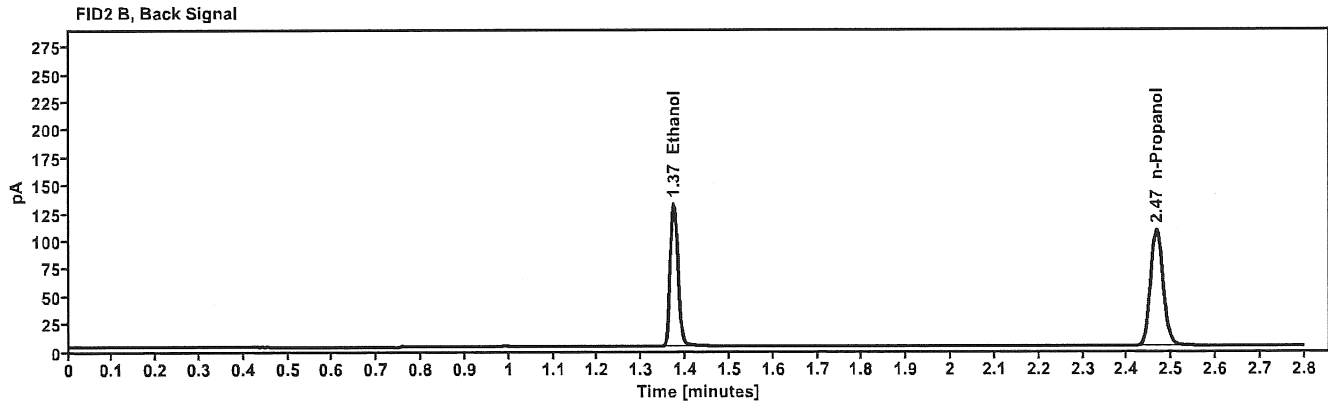
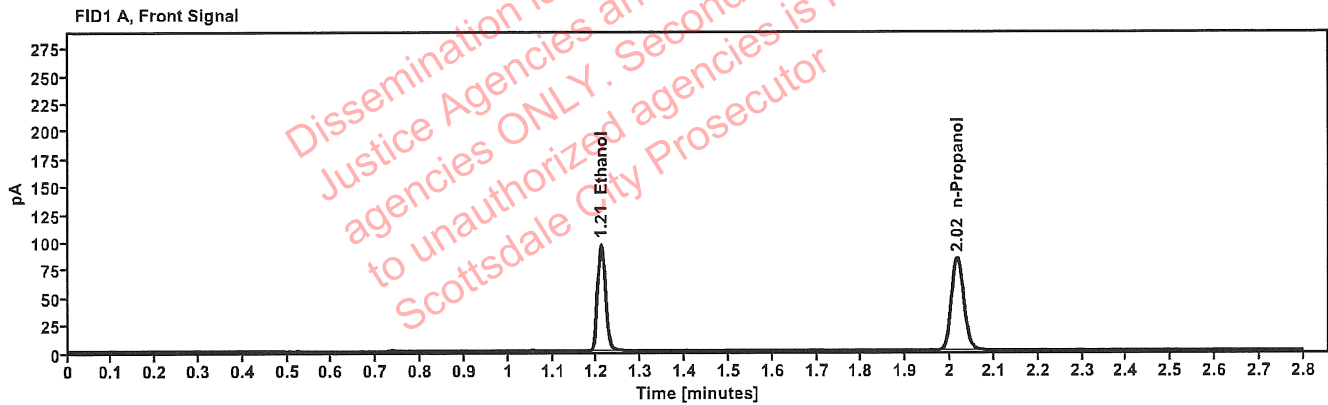


Table 1: FID 1 A (column DB-ALC1)

Compound	Amount (g/100mL)	Time (min)	Peak Area
>Ethanol	0.2002	1.210	122.862
n-Propanol	-----	2.016	166.454

Table 2: FID 2 B (column DB-ALC2)

Compound	Time (min)	Peak Area
Ethanol	1.373	156.479
n-Propanol	2.466	211.950

# Scottsdale Police Department Crime Lab Volatiles Analysis

<b>Sample:</b> 20012020-B	<b>Vial:</b> 53
<b>Description:</b> 0.080	<b>LIMS ID:</b>
<b>Method:</b> ethanol quant.M	<b>Sequence:</b> 06Jul22
<b>Instrument:</b> US14173023 CN14160045	<b>Injection date:</b> 7/6/2022 7:03:11 PM
<b>Data file:</b> C:\Chem32\1\Data\06Jul22\53.D	<b>Analyst:</b> Abbott <i>JA</i>

Dissemination is restricted to Criminal Justice Agencies and authorized agencies ONLY. Secondary dissemination to unauthorized agencies is PROHIBITED. Scottsdale City Prosecutor

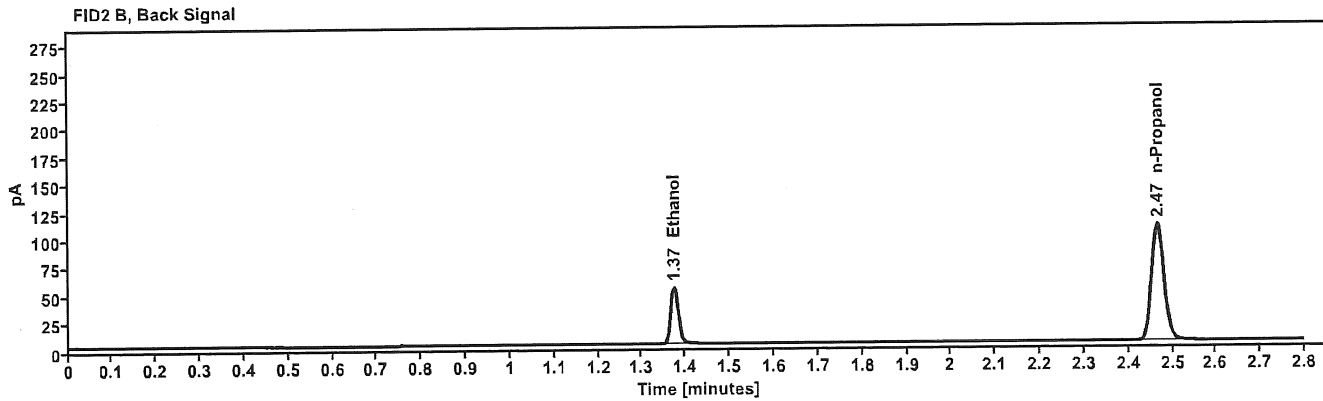
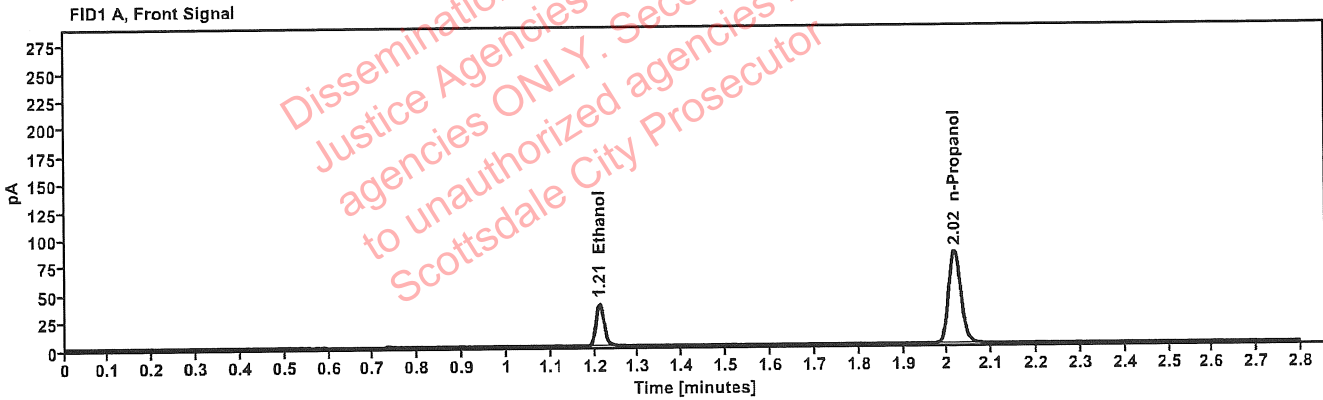


Table 1: FID 1 A (column DB-ALC1)

Compound	Amount (g/100mL)	Time (min)	Peak Area
>Ethanol	0.0811	1.211	49.096
n-Propanol	-----	2.016	166.016

Table 2: FID 2 B (column DB-ALC2)

Compound	Time (min)	Peak Area
Ethanol	1.374	62.550
n-Propanol	2.467	211.382

# Scottsdale Police Department Crime Lab Volatiles Analysis

<b>Sample:</b>	11092018-A	<b>Vial:</b>	64
<b>Description:</b>	0.400	<b>LIMS ID:</b>	
<b>Method:</b>	ethanol quant.M	<b>Sequence:</b>	06Jul22
<b>Instrument:</b>	US14173023 CN14160045	<b>Injection date:</b>	7/6/2022 7:47:41 PM
<b>Data file:</b>	C:\Chem32\1\Data\06Jul22\64.D	<b>Analyst:</b>	Abbott <span style="float: right;"><i>Abbott</i></span>

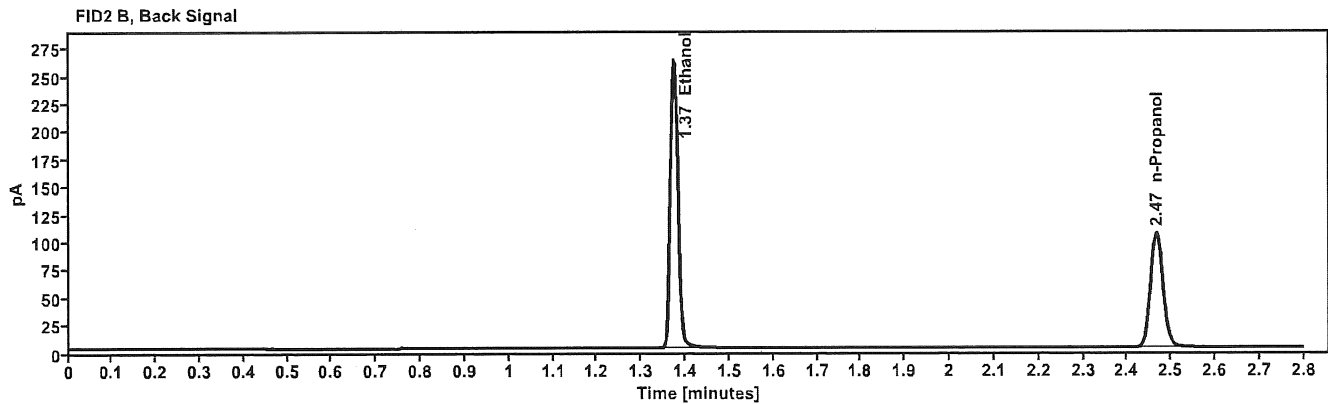
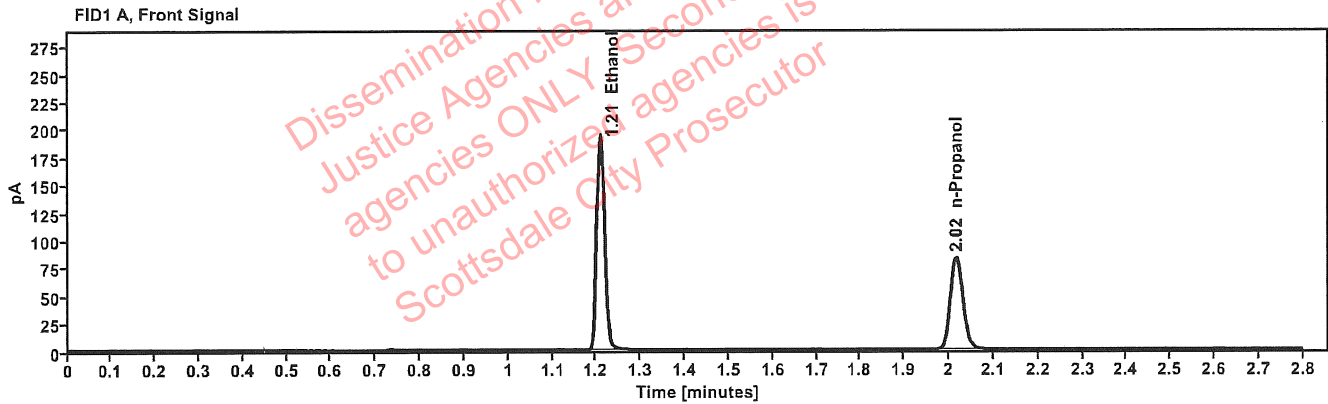


Table 1: FID 1 A (column DB-ALC1)

Compound	Amount (g/100mL)	Time (min)	Peak Area
>Ethanol	0.4060	1.209	246.914
n-Propanol	-----	2.016	164.342

Table 2: FID 2 B (column DB-ALC2)

Compound	Time (min)	Peak Area
Ethanol	1.374	316.255
n-Propanol	2.467	209.322



# Scottsdale Police Department Crime Lab Volatiles Analysis

Sample:	14082019-B	Vial:	65
Description:	0.040	LIMS ID:	
Method:	ethanol quant.M	Sequence:	06Jul22
Instrument:	US14173023 CN14160045	Injection date:	7/6/2022 7:51:41 PM
Data file:	C:\Chem32\1\Data\06Jul22\65.D	Analyst:	Abbott <i>JA</i>

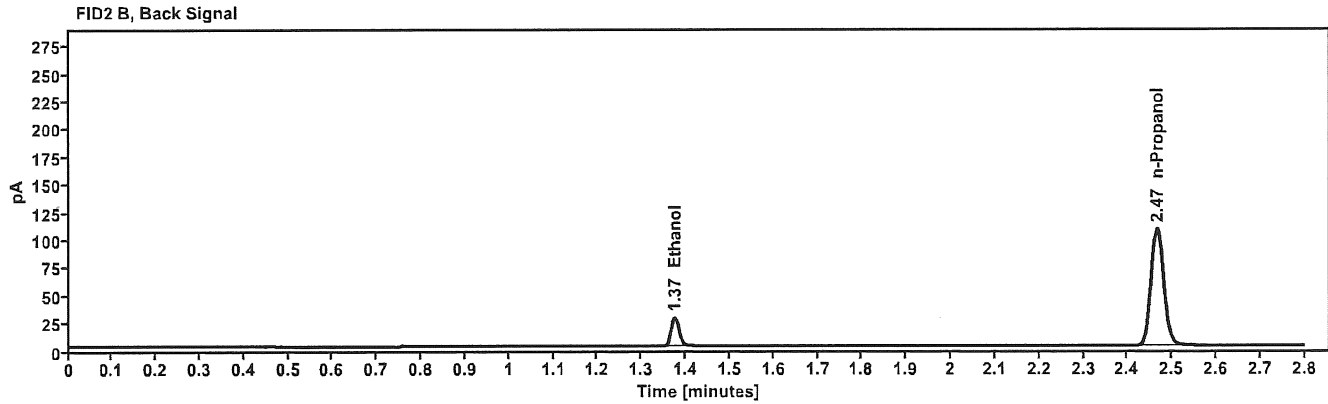
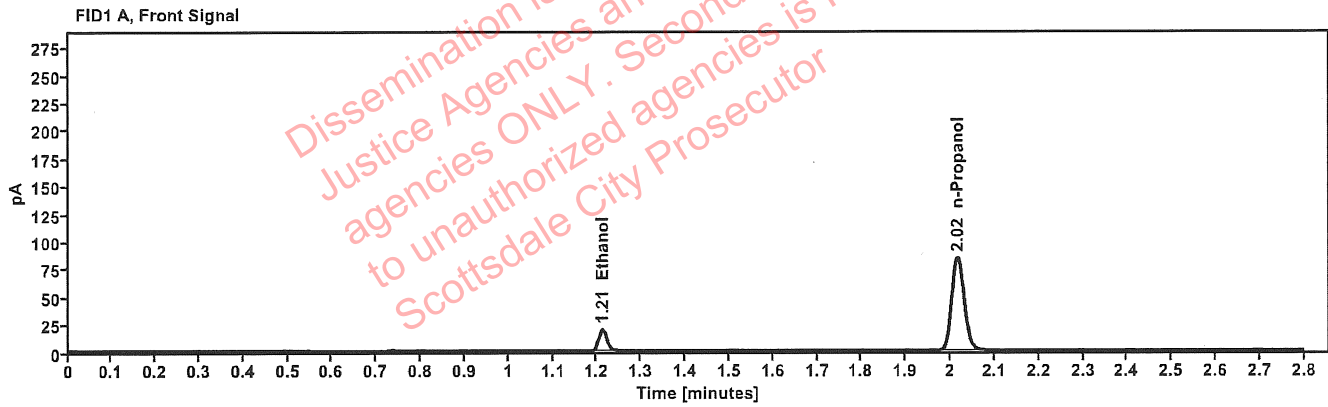


Table 1: FID 1 A (column DB-ALC1)

Compound	Amount (g/100mL)	Time (min)	Peak Area
>Ethanol	0.0417	1.212	24.989
n-Propanol	-----	2.016	167.306

Table 2: FID 2 B (column DB-ALC2)

Compound	Time (min)	Peak Area
Ethanol	1.375	31.790
n-Propanol	2.466	212.964

# Scottsdale Police Department Crime Lab Volatiles Analysis

<b>Sample:</b>	4110320133/8	<b>Vial:</b>	66
<b>Description:</b>	0.199	<b>LIMS ID:</b>	
<b>Method:</b>	ethanol quant.M	<b>Sequence:</b>	06Jul22
<b>Instrument:</b>	US14173023 CN14160045	<b>Injection date:</b>	7/6/2022 7:55:40 PM
<b>Data file:</b>	C:\Chem32\1\Data\06Jul22\66.D	<b>Analyst:</b>	Abbott <span style="float: right;">[Signature]</span>

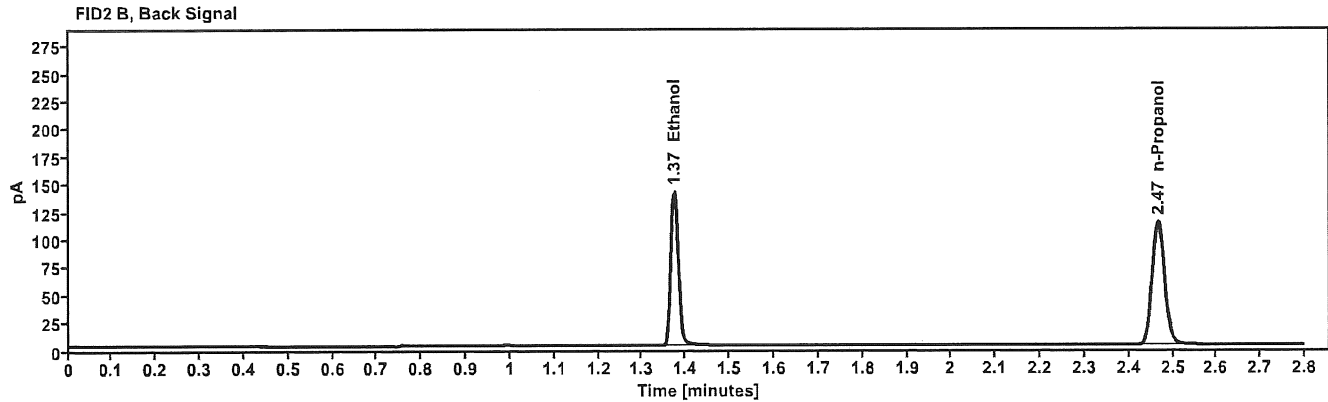
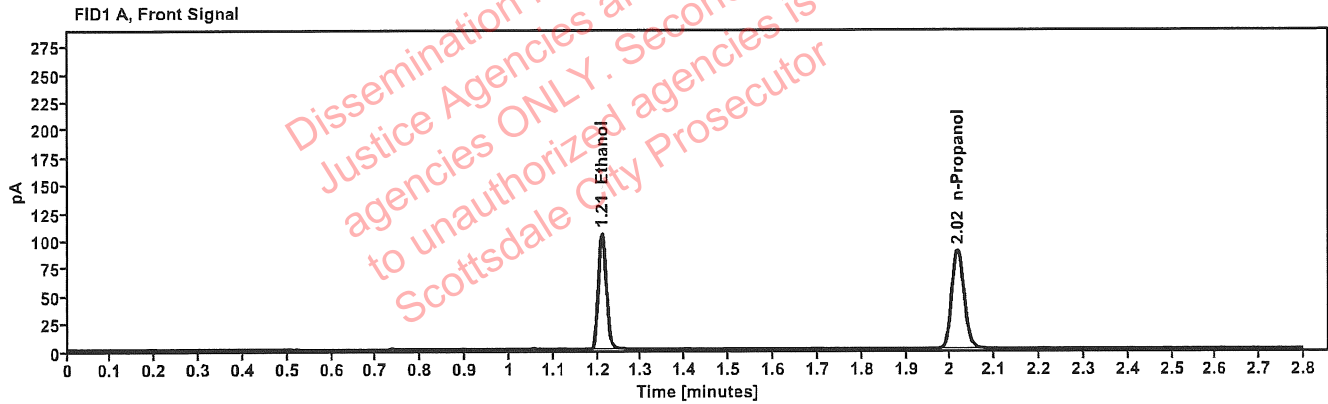


Table 1: FID 1 A (column DB-ALC1)

Compound	Amount (g/100mL)	Time (min)	Peak Area
>Ethanol	0.2041	1.210	133.003
n-Propanol	-----	2.016	176.766

Table 2: FID 2 B (column DB-ALC2)

Compound	Time (min)	Peak Area
Ethanol	1.374	169.314
n-Propanol	2.466	225.165

# Scottsdale Police Department Crime Lab Volatiles Analysis

<b>Sample:</b> 101921WB	<b>Vial:</b> 67
<b>Description:</b> Negative	<b>LIMS ID:</b>
<b>Method:</b> ethanol quant.M	<b>Sequence:</b> 06Jul22
<b>Instrument:</b> US14173023 CN14160045	<b>Injection date:</b> 7/6/2022 7:59:56 PM
<b>Data file:</b> C:\Chem32\1\Data\06Jul22\67.D	<b>Analyst:</b> Abbott

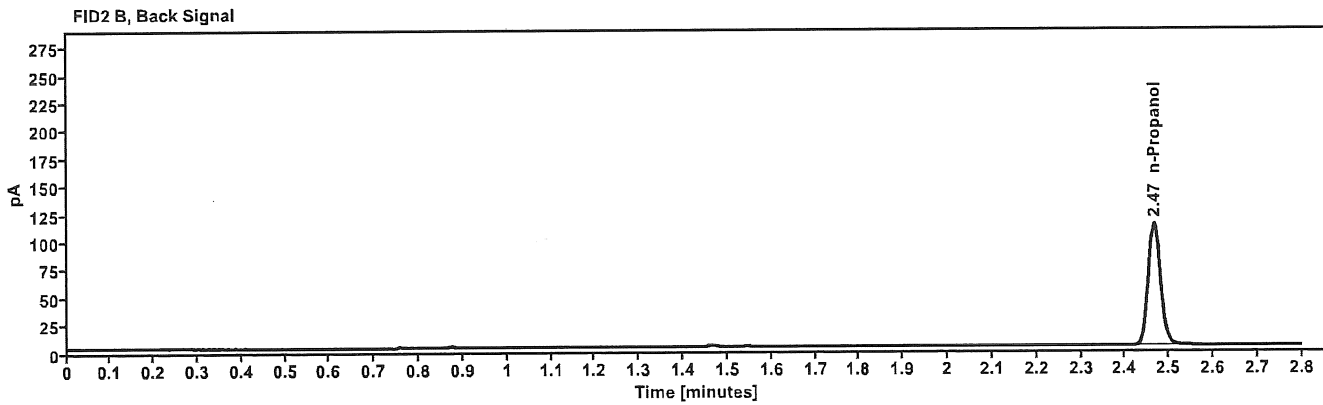
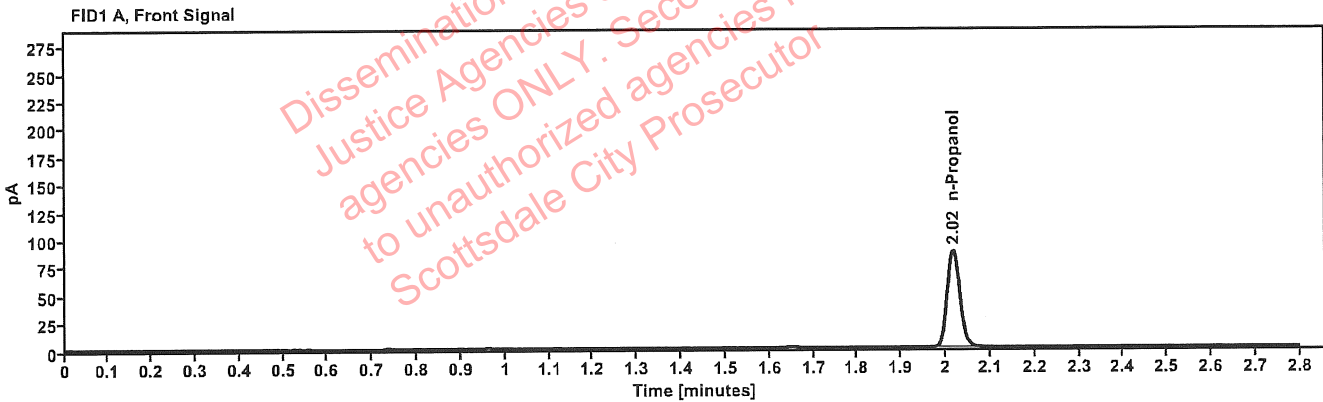


Table 1: FID 1 A (column DB-ALC1)

Compound	Amount (g/100mL)	Time (min)	Peak Area
n-Propanol	-----	2.016	173.734

Table 2: FID 2 B (column DB-ALC2)

Compound	Time (min)	Peak Area
n-Propanol	2.466	221.187

# Sequence Summary

Sequence name: 06Jul22      Instrument: US14173023 CN14160045      Analyst: Abbott *gh*

Vial	Sample	Description	Type	LIMS ID	Method
1	FN10051909	0.020 calibrator	Calibration		ethanol quant.M
2	FN05311902	0.100 calibrator	Calibration		ethanol quant.M
3	FN02052101	0.200 calibrator	Calibration		ethanol quant.M
4	FN03052102	0.400 calibrator	Calibration		ethanol quant.M
5	032922AQ	Negative	Control		ethanol quant.M
6	050721MIX	Volatiles mix	Control		ethanol quant.M
7	11092018-A	0.400	Control		ethanol quant.M
8	14082019-B	0.040	Control		ethanol quant.M
9	4110320133/8	0.199	Control		ethanol quant.M
10	16901AC		Sample		ethanol quant.M
11	16901AC		Sample		ethanol quant.M
12	32701MM		Sample		ethanol quant.M
13	32701MM		Sample		ethanol quant.M
14	32701JN		Sample		ethanol quant.M
15	32701JN		Sample		ethanol quant.M
16	32701MF		Sample		ethanol quant.M
17	32701MF		Sample		ethanol quant.M
18	32701SM		Sample		ethanol quant.M
19	32701SM		Sample		ethanol quant.M
20	20012020-B	0.080	Control		ethanol quant.M
21	33101NL		Sample		ethanol quant.M
22	33101NL		Sample		ethanol quant.M
23	41001DJ		Sample		ethanol quant.M
24	41001DJ		Sample		ethanol quant.M
25	37101CM		Sample		ethanol quant.M
26	37101CM		Sample		ethanol quant.M
27	41001MH		Sample		ethanol quant.M
28	41001MH		Sample		ethanol quant.M
29	40301PS		Sample		ethanol quant.M
30	40301PS		Sample		ethanol quant.M
31	20012020-B	0.080	Control		ethanol quant.M
32	1427876		Sample		ethanol quant.M
33	1427876		Sample		ethanol quant.M
34	1427959		Sample		ethanol quant.M
35	1427959		Sample		ethanol quant.M
36	1387224		Sample		ethanol quant.M
37	1387224		Sample		ethanol quant.M
38	1427451		Sample		ethanol quant.M
39	1427451		Sample		ethanol quant.M
40	1428095		Sample		ethanol quant.M
41	1428095		Sample		ethanol quant.M
42	4110320133/8	0.199	Control		ethanol quant.M
43	1428131		Sample		ethanol quant.M
44	1428131		Sample		ethanol quant.M
45	1427930		Sample		ethanol quant.M
46	1427930		Sample		ethanol quant.M
47	1427871		Sample		ethanol quant.M

## Sequence Summary



48	1427871		Sample		ethanol quant.M
49	1427858		Sample		ethanol quant.M
50	1427858		Sample		ethanol quant.M
51	1428429		Sample		ethanol quant.M
52	1428429		Sample		ethanol quant.M
53	20012020-B	0.080	Control		ethanol quant.M
54	1428649		Sample		ethanol quant.M
55	1428649		Sample		ethanol quant.M
56	1428557		Sample		ethanol quant.M
57	1428557		Sample		ethanol quant.M
58	1428102		Sample		ethanol quant.M
59	1428102		Sample		ethanol quant.M
60	1428729		Sample		ethanol quant.M
61	1428729		Sample		ethanol quant.M
62	1425366		Sample		ethanol quant.M
63	1425366		Sample		ethanol quant.M
64	11092018-A	0.400	Control		ethanol quant.M
65	14082019-B	0.040	Control		ethanol quant.M
66	4110320133/8	0.199	Control		ethanol quant.M
67	101921WB	Negative	Control		ethanol quant.M

Dissemination is restricted to Criminal Justice Agencies and authorized agencies ONLY. Secondary dissemination to unauthorized agencies is PROHIBITED. Scottsdale City Prosecutor

# Scottsdale Police Department Crime Laboratory Summary of Cases

SEQUENCE NAME: 06Jul22

ANALYST: Abbott *GA*

Vials	Test 1 (g/dL)	Test 2 (g/dL)	Mean (g/dL)	Percent Difference*	Absolute Difference (g/dL)*
10 11	0.2342	0.2309	0.23255	0.71	0.00165
12 13	0.1239	0.1245	0.12420	0.24	0.00030
14 15	0.2132	0.2169	0.21505	0.86	0.00185
16 17	0.1586	0.1587	0.15865	0.03	0.00005
18 19	0.1008	0.1008	0.10080	0.00	0.00000
21 22	0.0964	0.0957	0.09605	0.36	0.00035
23 24	0.1716	0.1697	0.17065	0.56	0.00095
25 26	0.2314	0.2291	0.23025	0.50	0.00115
27 28	0.1738	0.1734	0.17360	0.12	0.00020
29 30	0.1338	0.1330	0.13340	0.30	0.00040
32 33	0.1445	0.1444	0.14445	0.03	0.00005
34 35	0.2443	0.2444	0.24435	0.02	0.00005
36 37	0.3405	0.3410	0.34075	0.07	0.00025
38 39	0.0638	0.0639	0.06385	0.08	0.00005
40 41	0.1973	0.1982	0.19775	0.23	0.00045
43 44	0.3312	0.3313	0.33125	0.02	0.00005
45 46	0.1974	0.1978	0.19760	0.10	0.00020
47 48	0.2204	0.2207	0.22055	0.07	0.00015
49 50	0.1599	0.1594	0.15965	0.16	0.00025
51 52	0.2094	0.2091	0.20925	0.07	0.00015
54 55	0.2827	0.2841	0.28340	0.25	0.00070
56 57	0.1711	0.1698	0.17045	0.38	0.00065
58 59	0.3644	0.3622	0.36330	0.30	0.00110
60 61	0.2870	0.2882	0.28760	0.21	0.00060
62 63	0.1155	0.1155	0.11550	0.00	0.00000

\*Calculated differences are differences from the mean of the two results.



Case: [REDACTED] User: LAbbott 7/7/2022

## Scottsdale Police Department Crime Lab Volatiles Analysis

Sample:	16901AC	Vial:	10
Description:	[REDACTED]	LIMS ID:	[REDACTED]
Method:	ethanol quant.M	Sequence:	06Jul22
Instrument:	US14173023 CN14160045	Injection date:	7/6/2022 4:09:26 PM
Data file:	C:\Chem32\1\Data\06Jul22\10.D	Analyst:	Abbott

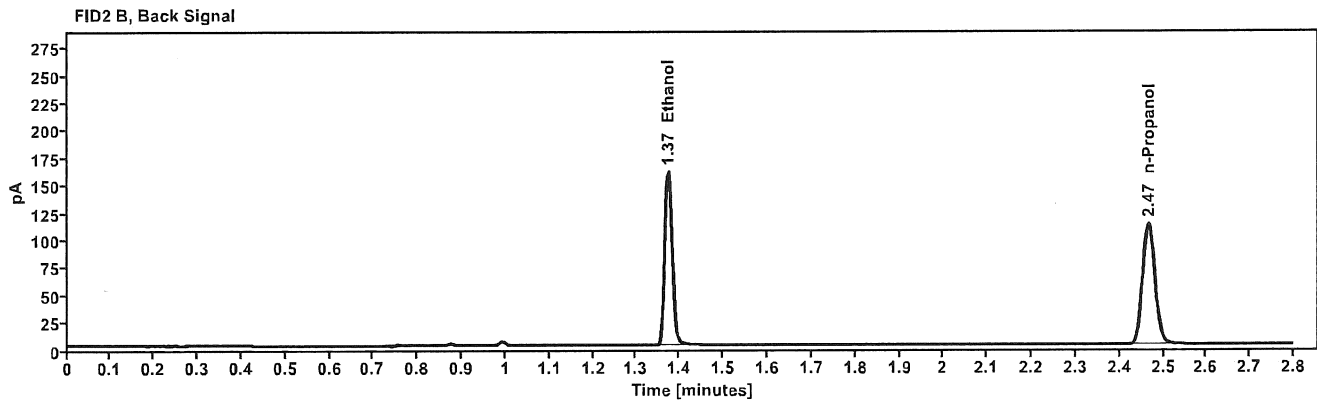
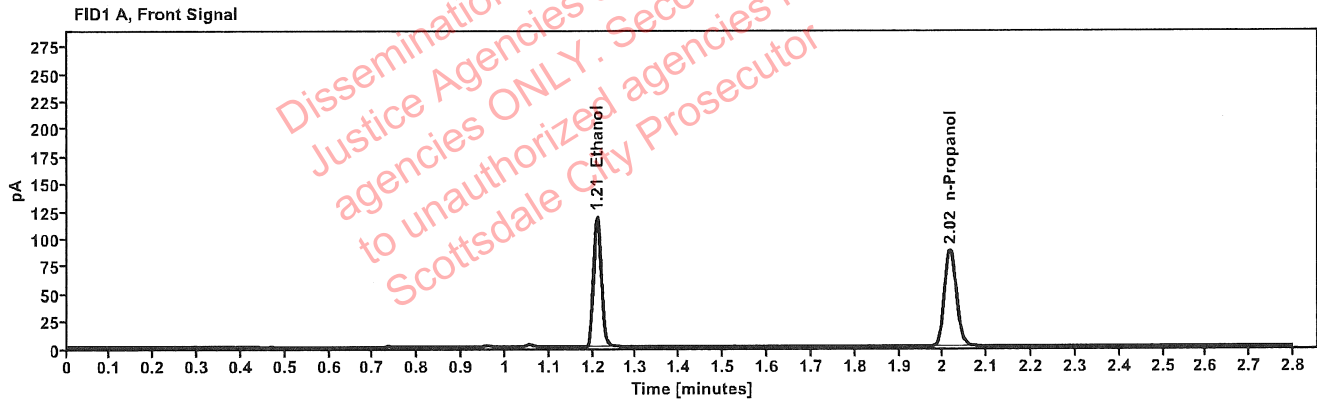


Table 1: FID 1 A (column DB-ALC1)

Compound	Amount (g/100mL)	Time (min)	Peak Area
>Ethanol	0.2342	1.210	150.751
n-Propanol	-----	2.016	174.438

Table 2: FID 2 B (column DB-ALC2)

Compound	Time (min)	Peak Area
Ethanol	1.374	192.749
n-Propanol	2.466	221.789



### Scottsdale Police Department Crime Lab Volatiles Analysis

Sample:	16901AC	Vial:	11
Description:	[REDACTED]	LIMS ID:	[REDACTED]
Method:	ethanol quant.M	Sequence:	06Jul22
Instrument:	US14173023 CN14160045	Injection date:	7/6/2022 4:13:26 PM
Data file:	C:\Chem32\1\Data\06Jul22\11.D	Analyst:	Abbott

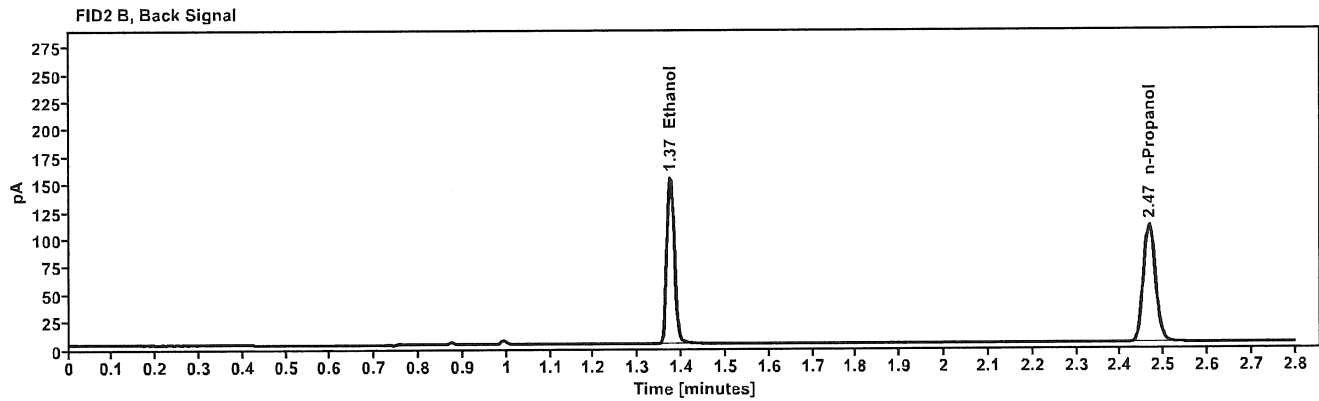
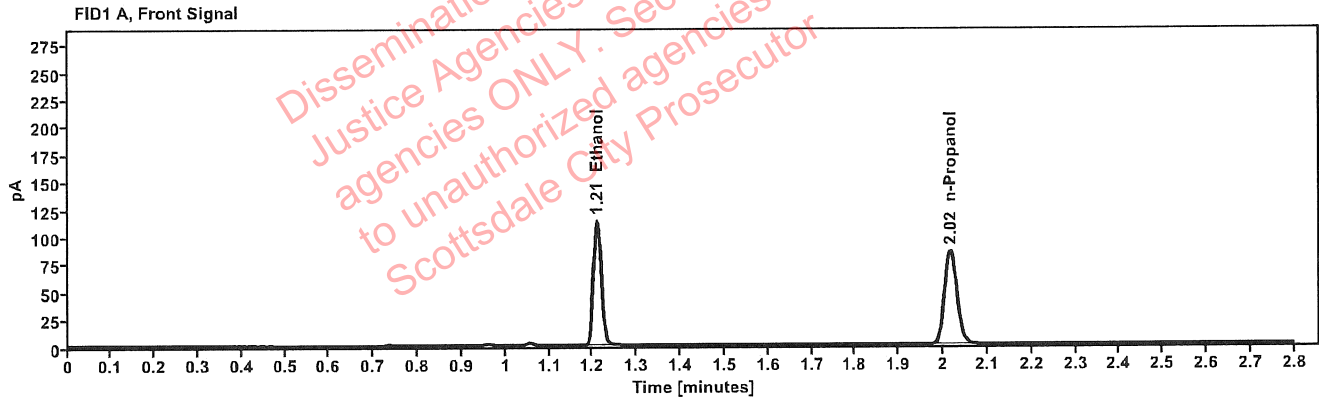


Table 1: FID 1 A (column DB-ALC1)

Compound	Amount (g/100mL)	Time (min)	Peak Area
>Ethanol	0.2309	1.210	144.098
n-Propanol	-----	2.016	169.139

Table 2: FID 2 B (column DB-ALC2)

Compound	Time (min)	Peak Area
Ethanol	1.374	183.583
n-Propanol	2.467	215.125

## Scottsdale Police Department Crime Lab Volatiles Analysis

Sample:	32701MM	Vial:	12
Description:	[REDACTED]	LIMS ID:	[REDACTED]
Method:	ethanol quant.M	Sequence:	06Jul22
Instrument:	US14173023 CN14160045	Injection date:	7/6/2022 4:17:26 PM
Data file:	C:\Chem32\1\Data\06Jul22\12.D	Analyst:	Abbott

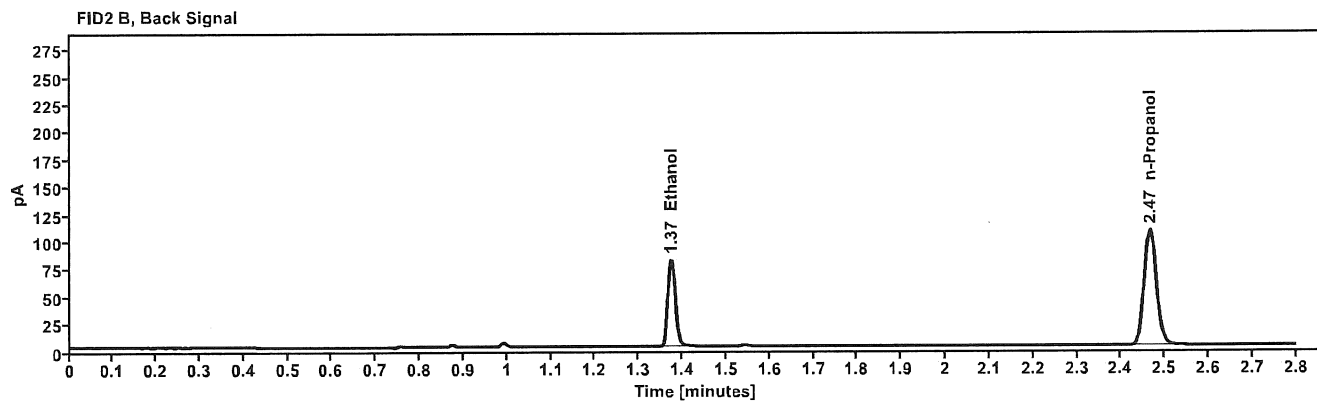
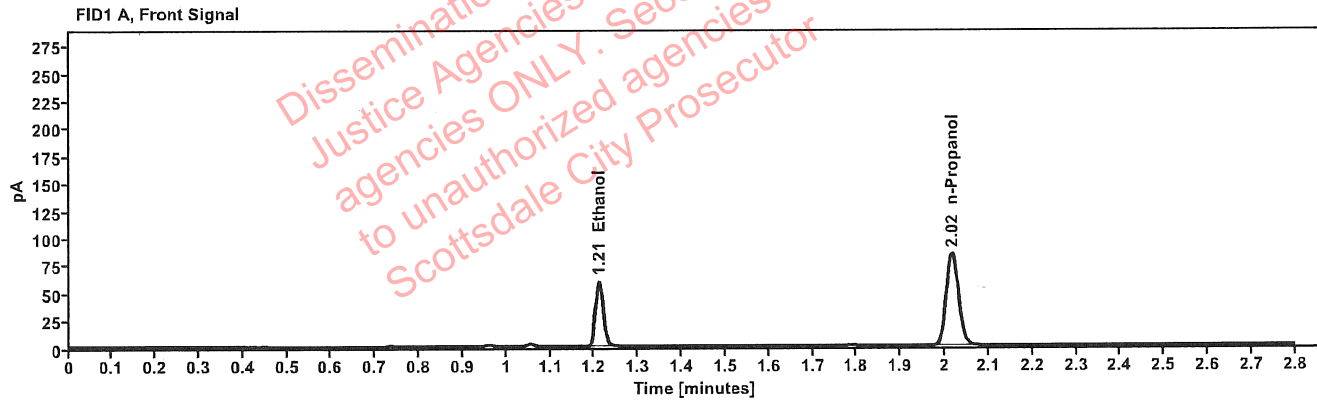


Table 1: FID 1 A (column DB-ALC1)

Compound	Amount (g/100mL)	Time (min)	Peak Area
>Ethanol	0.1239	1.210	75.816
n-Propanol	-----	2.016	166.720

Table 2: FID 2 B (column DB-ALC2)

Compound	Time (min)	Peak Area
Ethanol	1.374	96.276
n-Propanol	2.466	212.121

### Scottsdale Police Department Crime Lab Volatiles Analysis

Sample:	32701MM	Vial:	13
Description:		LIMS ID:	
Method:	ethanol quant.M	Sequence:	06Jul22
Instrument:	US14173023 CN14160045	Injection date:	7/6/2022 4:21:41 PM
Data file:	C:\Chem32\1\Data\06Jul22\13.D	Analyst:	Abbott

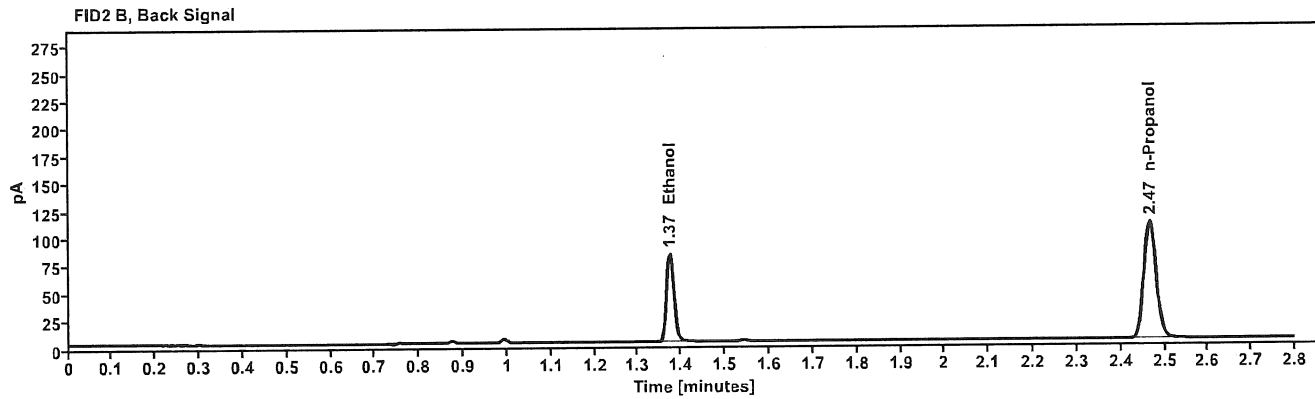
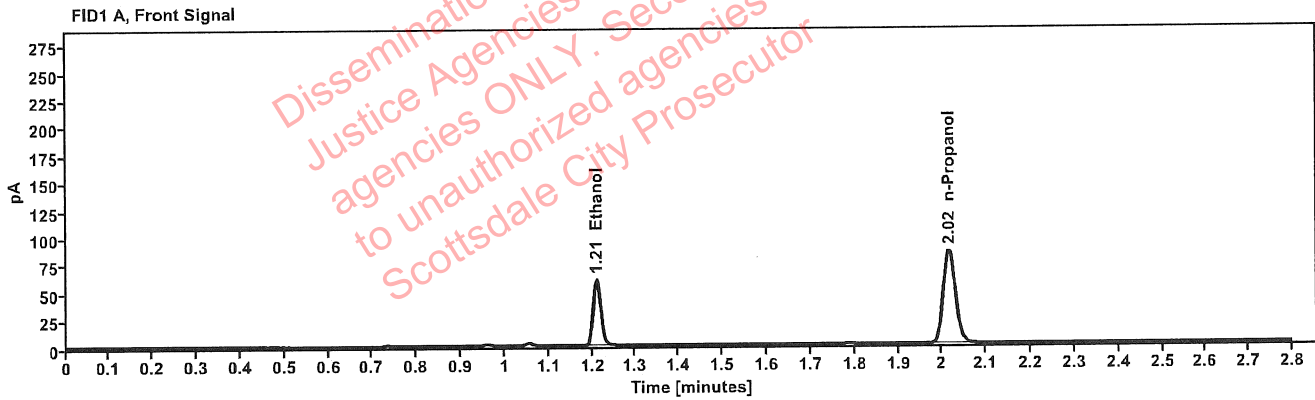


Table 1: FID 1 A (column DB-ALC1)

Compound	Amount (g/100mL)	Time (min)	Peak Area
>Ethanol	0.1245	1.210	76.959
n-Propanol	-----	2.016	168.390

Table 2: FID 2 B (column DB-ALC2)

Compound	Time (min)	Peak Area
Ethanol	1.374	97.542
n-Propanol	2.466	214.199

## Scottsdale Police Department Crime Lab Volatiles Analysis

Sample:	32701JN	Vial:	14
Description:	[REDACTED]	LIMS ID:	[REDACTED]
Method:	ethanol quant.M	Sequence:	06Jul22
Instrument:	US14173023 CN14160045	Injection date:	7/6/2022 4:25:40 PM
Data file:	C:\Chem32\1\Data\06Jul22\14.D	Analyst:	Abbott

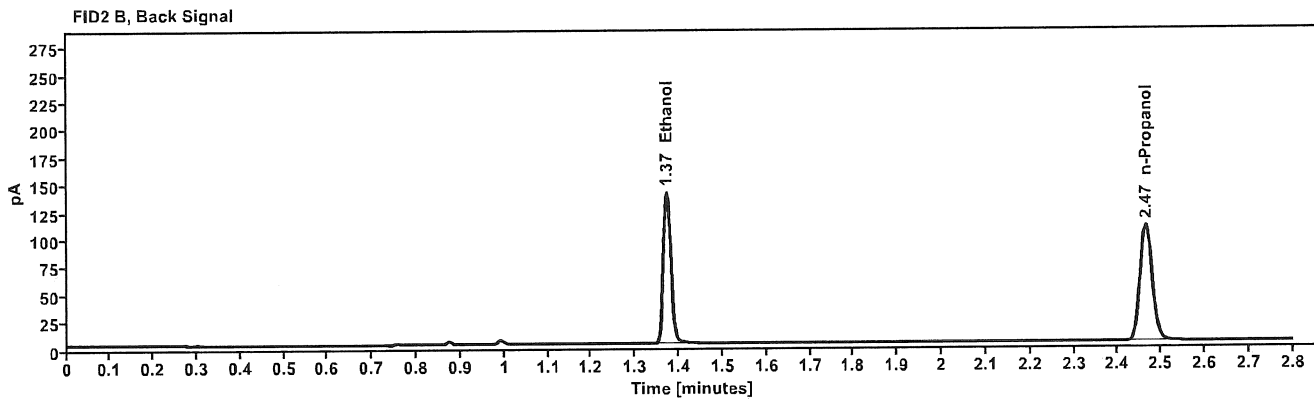
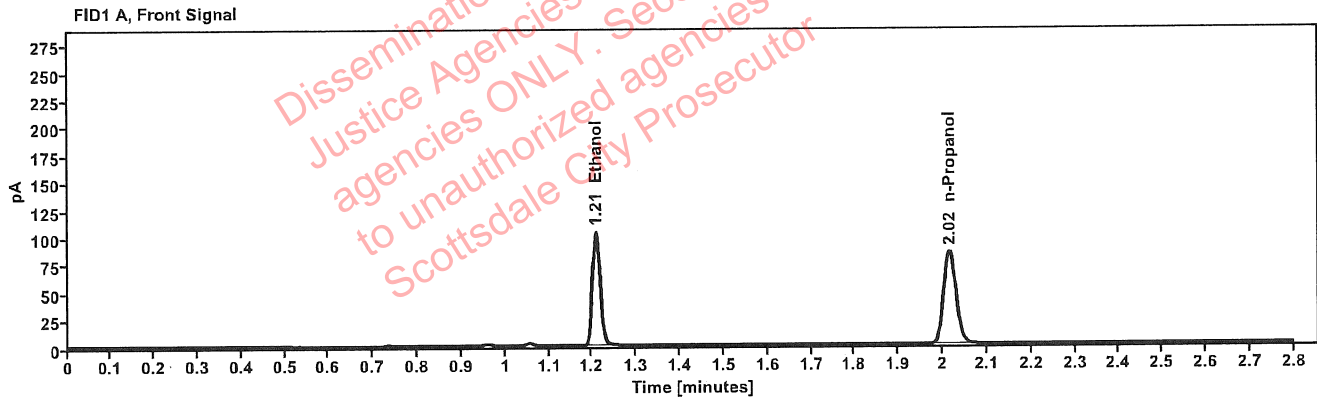


Table 1: FID 1 A (column DB-ALC1)

Compound	Amount (g/100mL)	Time (min)	Peak Area
>Ethanol	0.2132	1.209	131.783
n-Propanol	-----	2.015	167.571

Table 2: FID 2 B (column DB-ALC2)

Compound	Time (min)	Peak Area
Ethanol	1.372	167.674
n-Propanol	2.465	212.907

### Scottsdale Police Department Crime Lab Volatiles Analysis

Sample:	32701JN	Vial:	15
Description:	[REDACTED]	LIMS ID:	[REDACTED]
Method:	ethanol quant.M	Sequence:	06Jul22
Instrument:	US14173023 CN14160045	Injection date:	7/6/2022 4:29:41 PM
Data file:	C:\Chem32\1\Data\06Jul22\15.D	Analyst:	Abbott

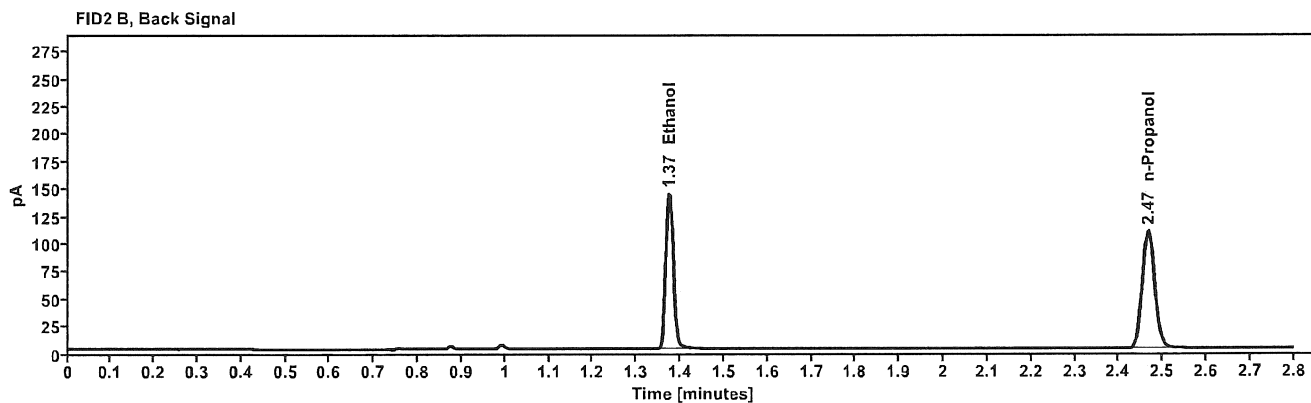
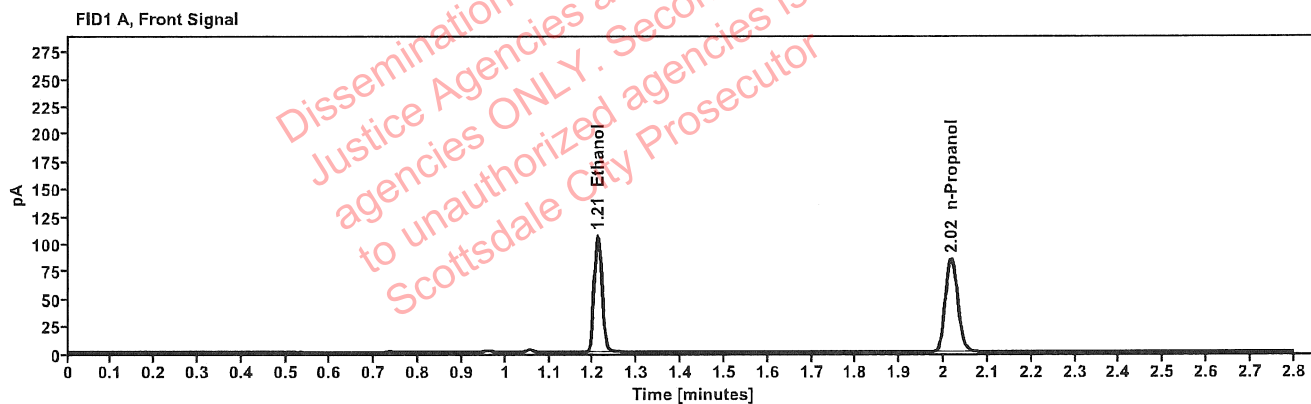


Table 1: FID 1 A (column DB-ALC1)

Compound	Amount (g/100mL)	Time (min)	Peak Area
>Ethanol	0.2169	1.210	135.007
n-Propanol	-----	2.016	168.753

Table 2: FID 2 B (column DB-ALC2)

Compound	Time (min)	Peak Area
Ethanol	1.374	171.805
n-Propanol	2.467	214.268

### Scottsdale Police Department Crime Lab Volatiles Analysis

Sample:	32701MF	Vial:	16
Description:		LIMS ID:	
Method:	ethanol quant.M	Sequence:	06Jul22
Instrument:	US14173023 CN14160045	Injection date:	7/6/2022 4:33:41 PM
Data file:	C:\Chem32\1\Data\06Jul22\16.D	Analyst:	Abbott

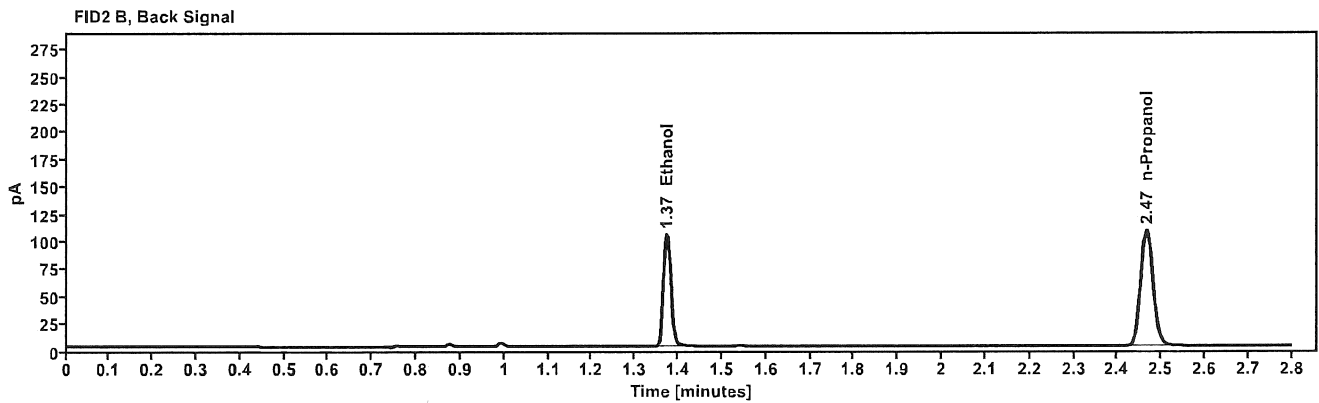
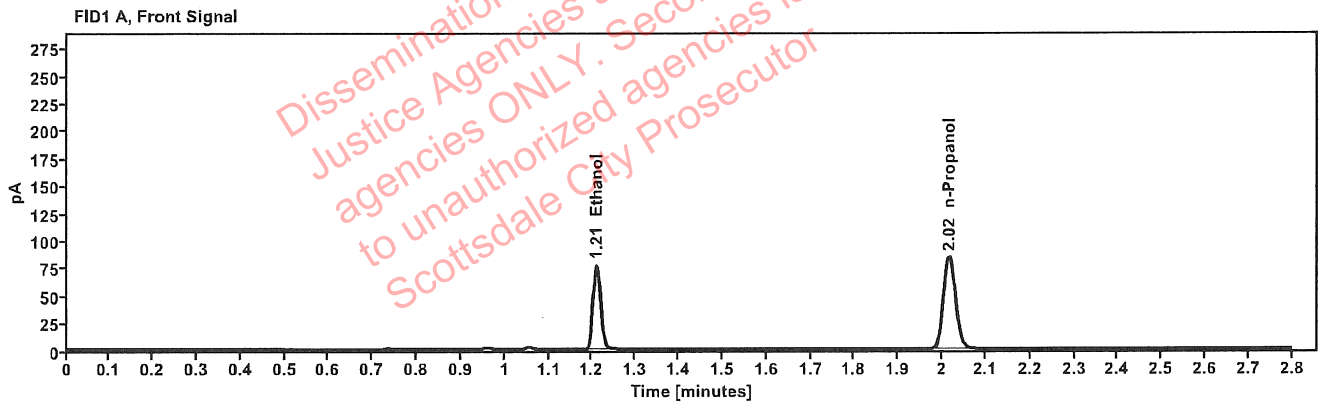


Table 1: FID 1 A (column DB-ALC1)

Compound	Amount (g/100mL)	Time (min)	Peak Area
>Ethanol	0.1586	1.210	97.496
n-Propanol	-----	2.016	167.017

Table 2: FID 2 B (column DB-ALC2)

Compound	Time (min)	Peak Area
Ethanol	1.373	124.077
n-Propanol	2.466	212.536

## Scottsdale Police Department Crime Lab Volatiles Analysis

Sample:	32701MF	Vial:	17
Description:	[REDACTED]	LIMS ID:	[REDACTED]
Method:	ethanol quant.M	Sequence:	06Jul22
Instrument:	US14173023 CN14160045	Injection date:	7/6/2022 4:37:41 PM
Data file:	C:\Chem32\1\Data\06Jul22\17.D	Analyst:	Abbott

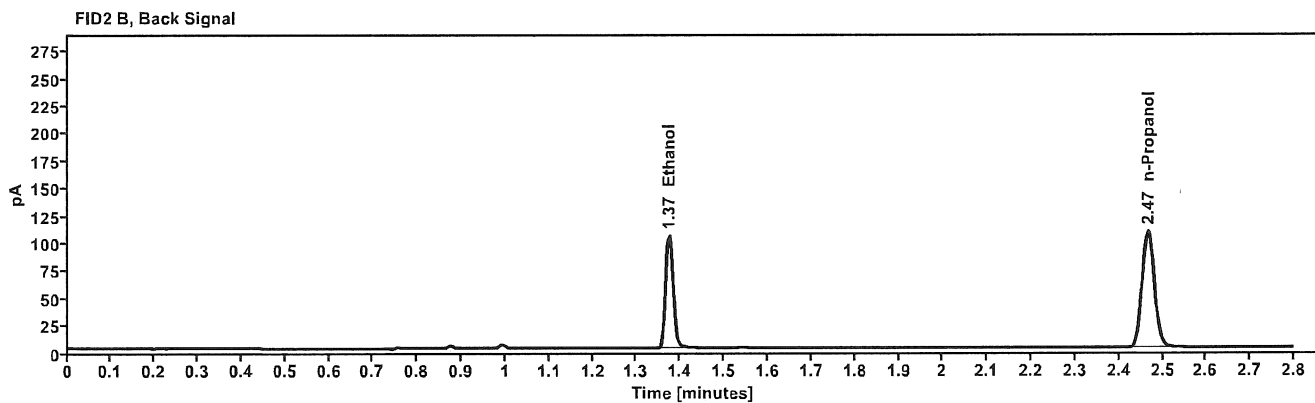
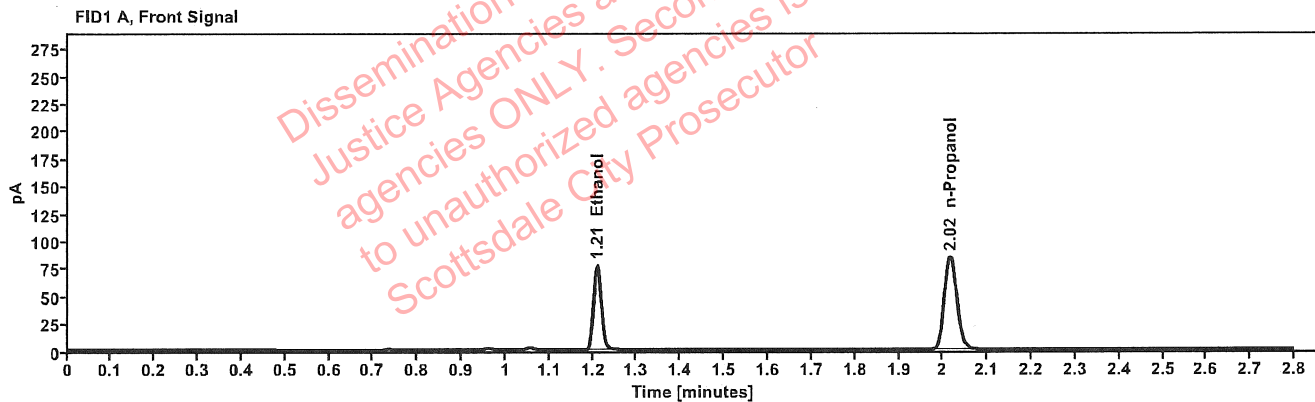


Table 1: FID 1 A (column DB-ALC1)

Compound	Amount (g/100mL)	Time (min)	Peak Area
>Ethanol	0.1587	1.210	98.163
n-Propanol	-----	2.016	168.111

Table 2: FID 2 B (column DB-ALC2)

Compound	Time (min)	Peak Area
Ethanol	1.374	125.010
n-Propanol	2.466	214.102

### Scottsdale Police Department Crime Lab Volatiles Analysis

Sample:	32701SM	Vial:	18
Description:	[REDACTED]	LIMS ID:	[REDACTED]
Method:	ethanol quant.M	Sequence:	06Jul22
Instrument:	US14173023 CN14160045	Injection date:	7/6/2022 4:41:41 PM
Data file:	C:\Chem32\1\Data\06Jul22\18.D	Analyst:	Abbott

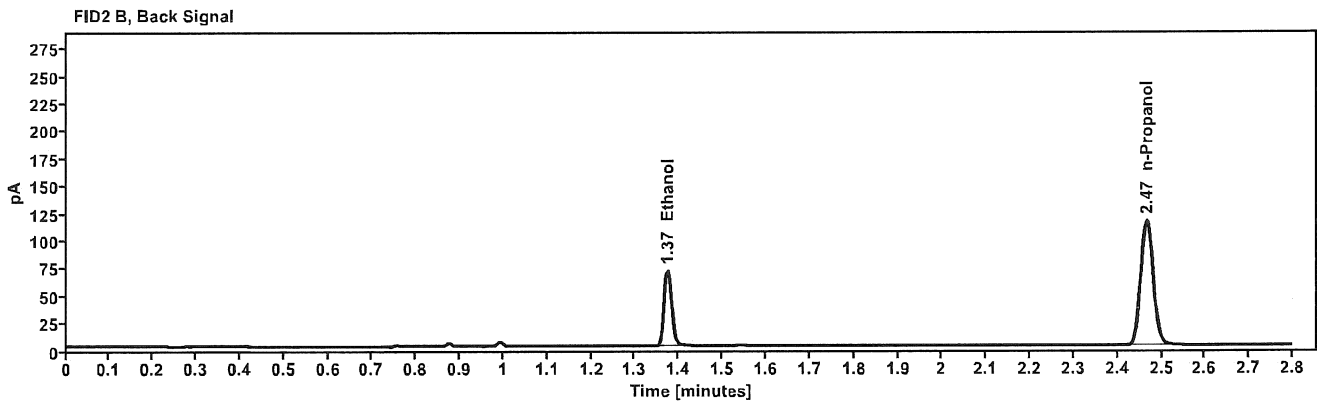
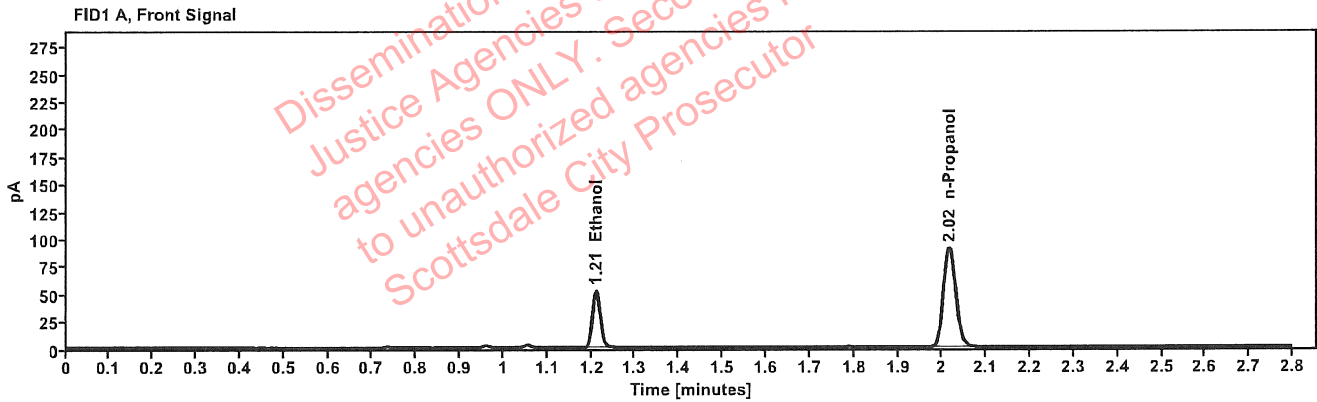


Table 1: FID 1 A (column DB-ALC1)

Compound	Amount (g/100mL)	Time (min)	Peak Area
>Ethanol	0.1008	1.211	66.481
n-Propanol	-----	2.016	180.176

Table 2: FID 2 B (column DB-ALC2)

Compound	Time (min)	Peak Area
Ethanol	1.374	84.286
n-Propanol	2.466	229.423



## Scottsdale Police Department Crime Lab Volatiles Analysis

Sample:	32701SM	Vial:	19
Description:	[REDACTED]	LIMS ID:	[REDACTED]
Method:	ethanol quant.M	Sequence:	06Jul22
Instrument:	US14173023 CN14160045	Injection date:	7/6/2022 4:45:56 PM
Data file:	C:\Chem32\1\Data\06Jul22\19.D	Analyst:	Abbott

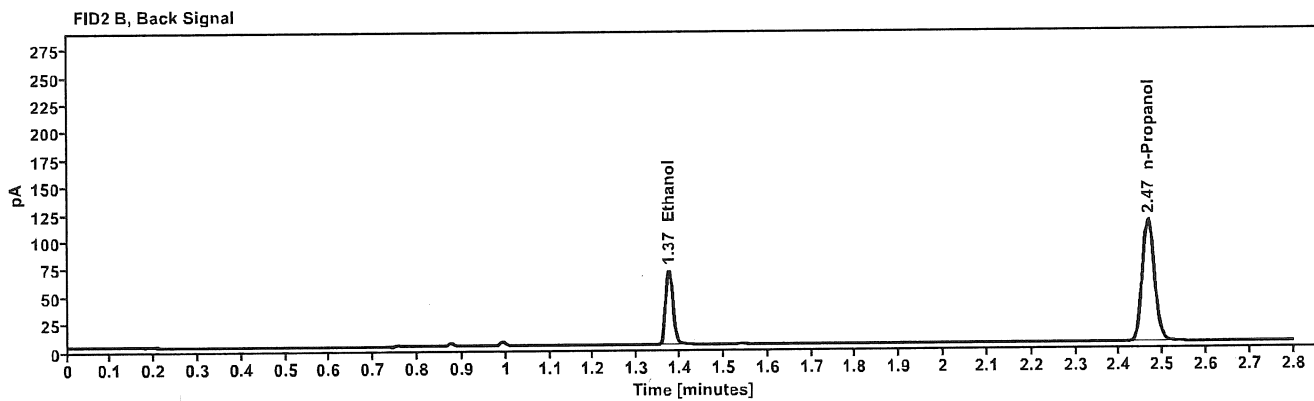
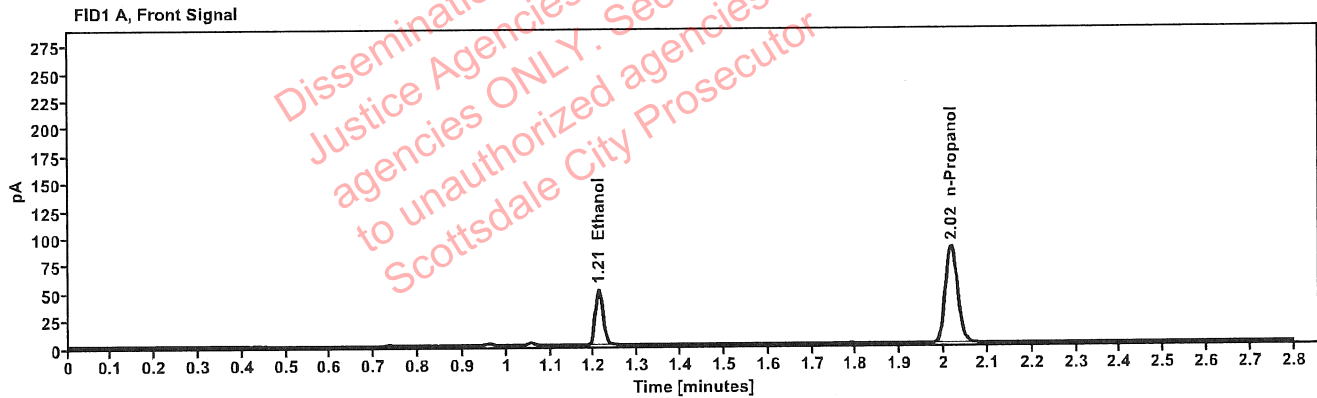


Table 1: FID 1 A (column DB-ALC1)

Compound	Amount (g/100mL)	Time (min)	Peak Area
>Ethanol	0.1008	1.211	64.798
n-Propanol	-----	2.016	175.716

Table 2: FID 2 B (column DB-ALC2)

Compound	Time (min)	Peak Area
Ethanol	1.374	82.100
n-Propanol	2.467	223.589

### Scottsdale Police Department Crime Lab Volatiles Analysis

Sample:	33101NL	Vial:	21
Description:	[REDACTED]	LIMS ID:	[REDACTED]
Method:	ethanol quant.M	Sequence:	06Jul22
Instrument:	US14173023 CN14160045	Injection date:	7/6/2022 4:53:55 PM
Data file:	C:\Chem32\1\Data\06Jul22\21.D	Analyst:	Abbott

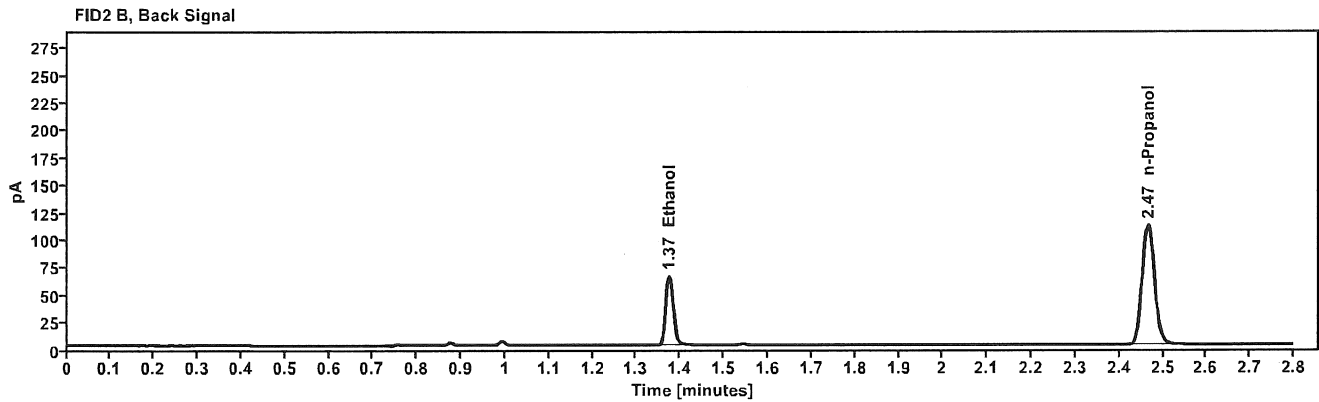
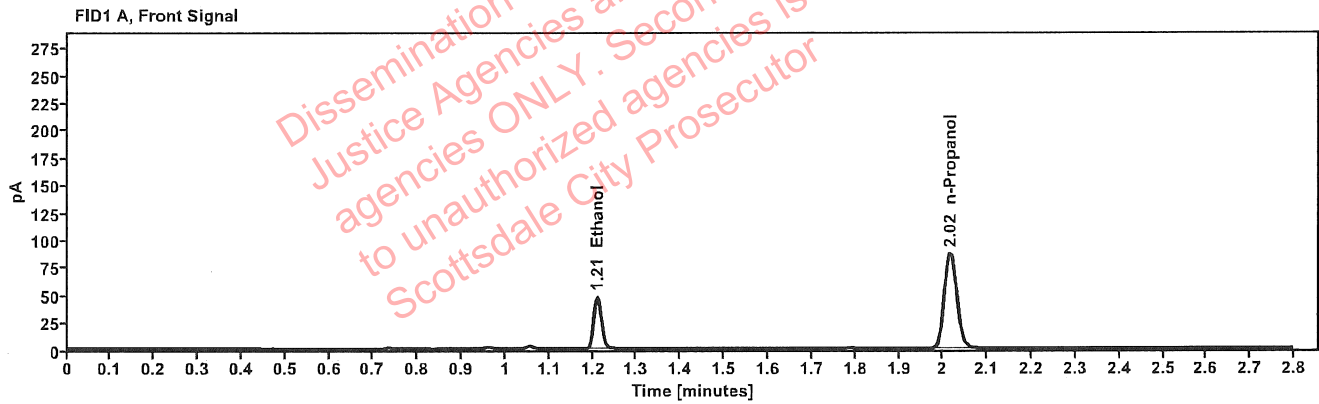


Table 1: FID 1 A (column DB-ALC1)

Compound	Amount (g/100mL)	Time (min)	Peak Area
>Ethanol	0.0964	1.211	60.906
n-Propanol	-----	2.016	172.788

Table 2: FID 2 B (column DB-ALC2)

Compound	Time (min)	Peak Area
Ethanol	1.374	77.176
n-Propanol	2.466	220.033

### Scottsdale Police Department Crime Lab Volatiles Analysis

Sample:	33101NL	Vial:	22
Description:	[REDACTED]	LIMS ID:	[REDACTED]
Method:	ethanol quant.M	Sequence:	06Jul22
Instrument:	US14173023 CN14160045	Injection date:	7/6/2022 4:57:56 PM
Data file:	C:\Chem32\1\Data\06Jul22\22.D	Analyst:	Abbott

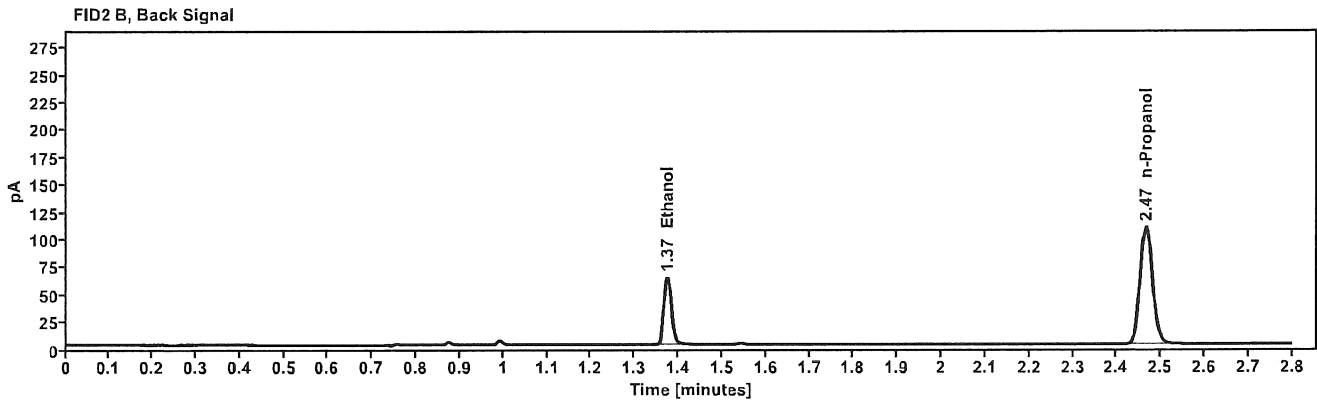
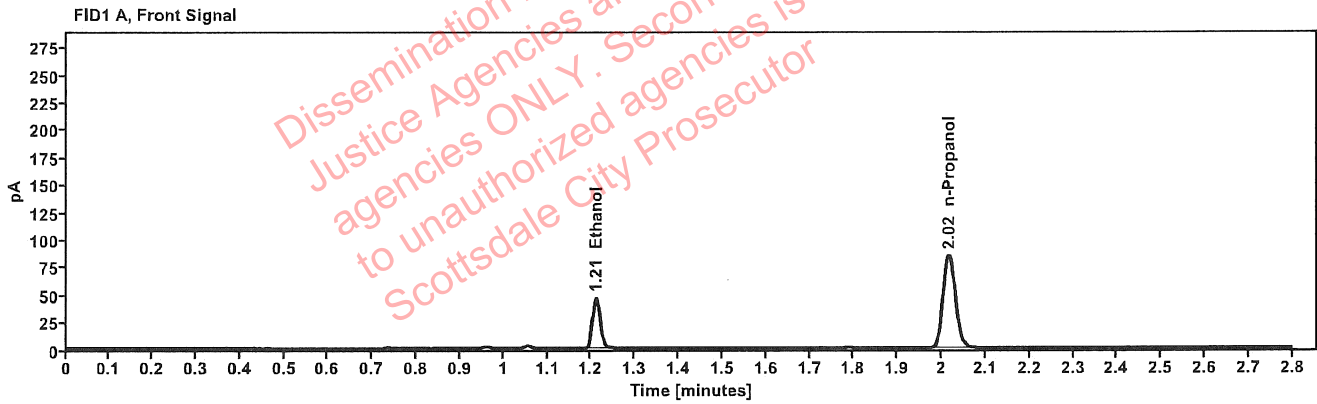


Table 1: FID 1 A (column DB-ALC1)

Compound	Amount (g/100mL)	Time (min)	Peak Area
>Ethanol	0.0957	1.211	58.855
n-Propanol	-----	2.016	168.224

Table 2: FID 2 B (column DB-ALC2)

Compound	Time (min)	Peak Area
Ethanol	1.374	74.696
n-Propanol	2.466	214.040

## Scottsdale Police Department Crime Lab Volatiles Analysis

Sample:	41001DJ	Vial:	23
Description:	██████████	LIMS ID:	██████████
Method:	ethanol quant.M	Sequence:	06Jul22
Instrument:	US14173023 CN14160045	Injection date:	7/6/2022 5:01:56 PM
Data file:	C:\Chem32\1\Data\06Jul22\23.D	Analyst:	Abbott

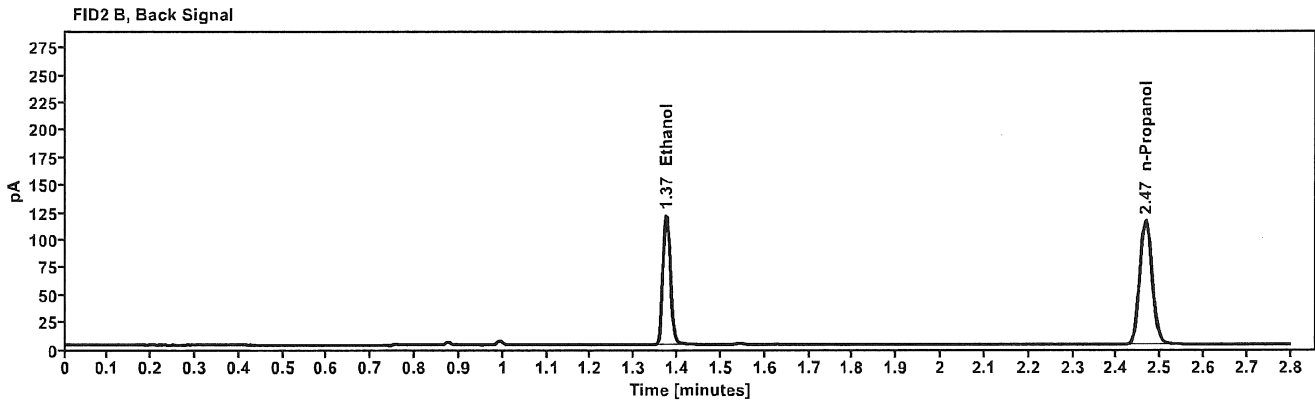
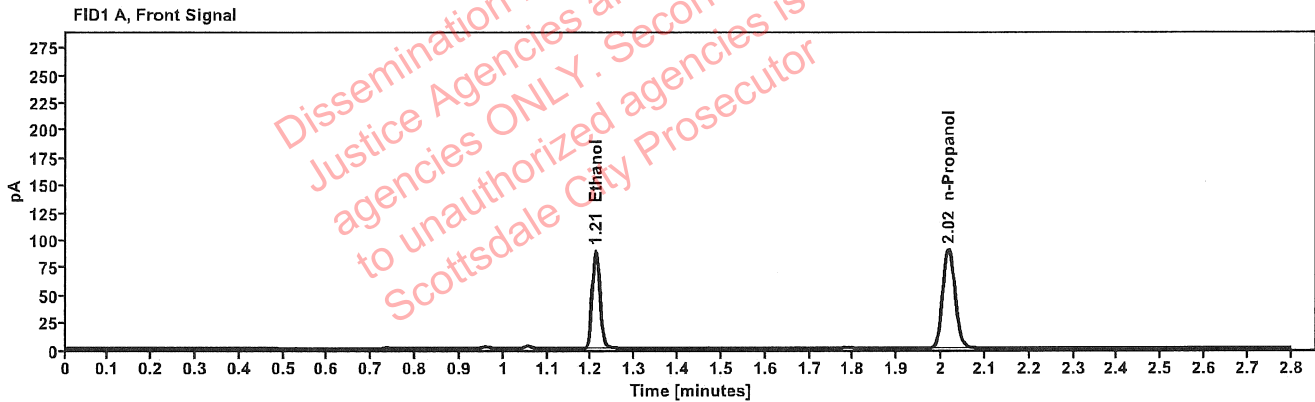


Table 1: FID 1 A (column DB-ALC1)

Compound	Amount (g/100mL)	Time (min)	Peak Area
>Ethanol	0.1716	1.210	112.952
n-Propanol	-----	2.016	178.740

Table 2: FID 2 B (column DB-ALC2)

Compound	Time (min)	Peak Area
Ethanol	1.374	143.734
n-Propanol	2.467	227.683

### Scottsdale Police Department Crime Lab Volatiles Analysis

Sample:	41001DJ	Vial:	24
Description:	[REDACTED]	LIMS ID:	[REDACTED]
Method:	ethanol quant.M	Sequence:	06Jul22
Instrument:	US14173023 CN14160045	Injection date:	7/6/2022 5:05:56 PM
Data file:	C:\Chem32\1\Data\06Jul22\24.D	Analyst:	Abbott

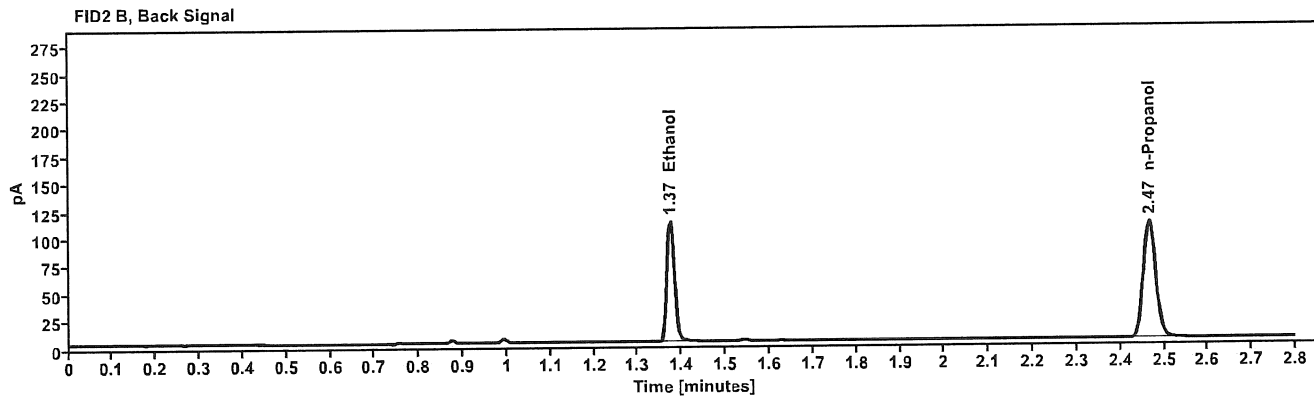
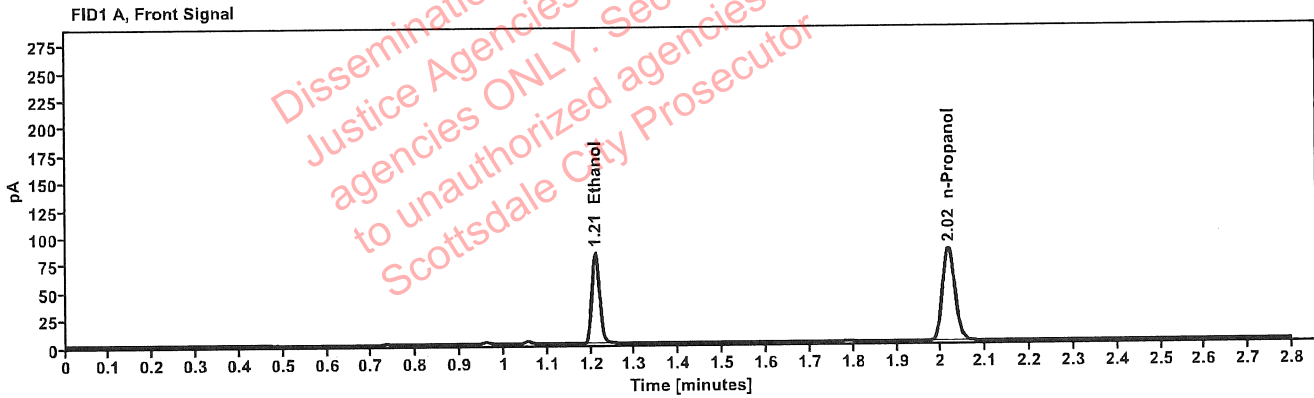


Table 1: FID 1 A (column DB-ALC1)

Compound	Amount (g/100mL)	Time (min)	Peak Area
>Ethanol	0.1697	1.210	105.218
n-Propanol	-----	2.016	168.434

Table 2: FID 2 B (column DB-ALC2)

Compound	Time (min)	Peak Area
Ethanol	1.374	134.049
n-Propanol	2.467	214.527

## Scottsdale Police Department Crime Lab Volatiles Analysis

Sample:	37101CM	Vial:	25
Description:	[REDACTED]	LIMS ID:	[REDACTED]
Method:	ethanol quant.M	Sequence:	06Jul22
Instrument:	US14173023 CN14160045	Injection date:	7/6/2022 5:10:10 PM
Data file:	C:\Chem32\1\Data\06Jul22\25.D	Analyst:	Abbott

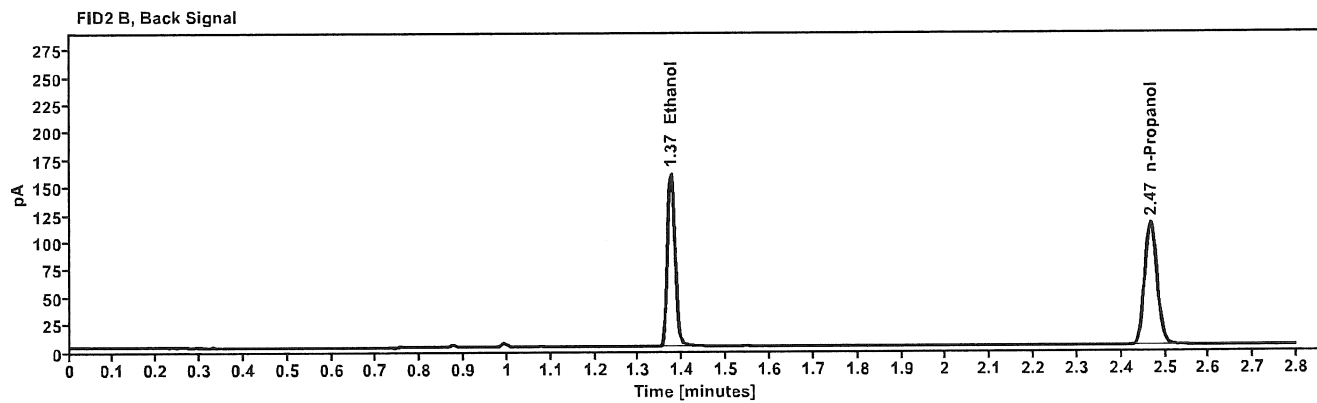
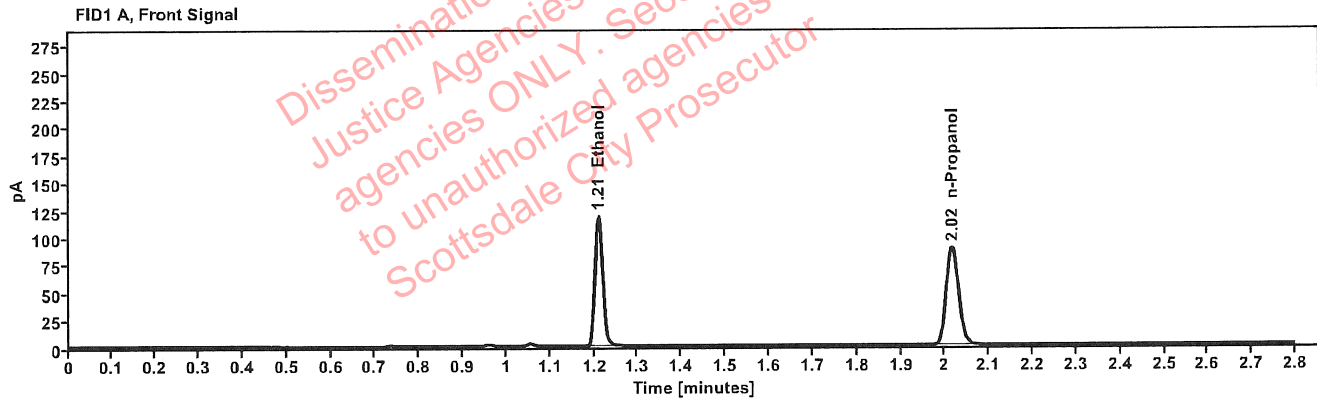


Table 1: FID 1 A (column DB-ALC1)

Compound	Amount (g/100mL)	Time (min)	Peak Area
>Ethanol	0.2314	1.210	150.881
n-Propanol	-----	2.016	176.689

Table 2: FID 2 B (column DB-ALC2)

Compound	Time (min)	Peak Area
Ethanol	1.374	191.921
n-Propanol	2.467	224.654

### Scottsdale Police Department Crime Lab Volatiles Analysis

Sample:	37101CM	Vial:	26
Description:	[REDACTED]	LIMS ID:	[REDACTED]
Method:	ethanol quant.M	Sequence:	06Jul22
Instrument:	US14173023 CN14160045	Injection date:	7/6/2022 5:14:10 PM
Data file:	C:\Chem32\1\Data\06Jul22\26.D	Analyst:	Abbott

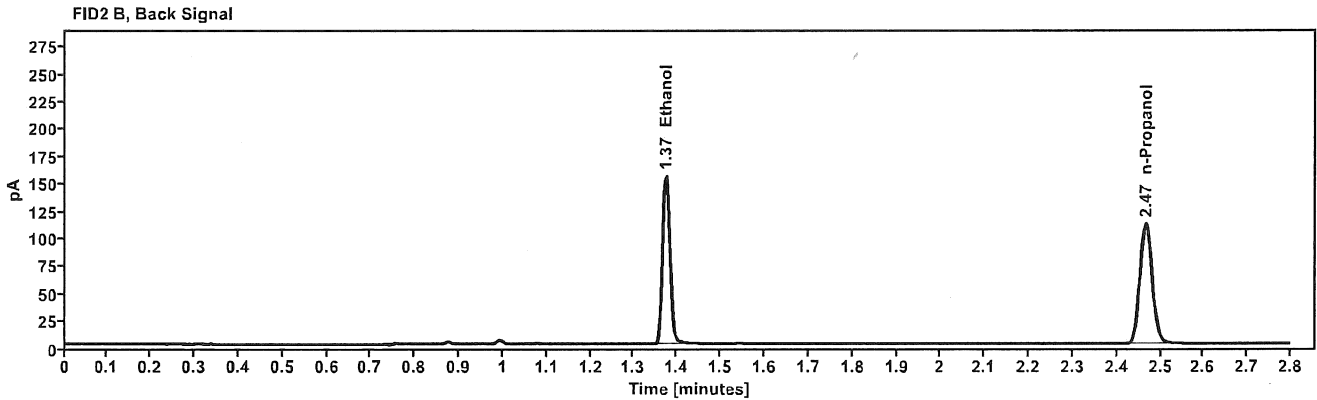
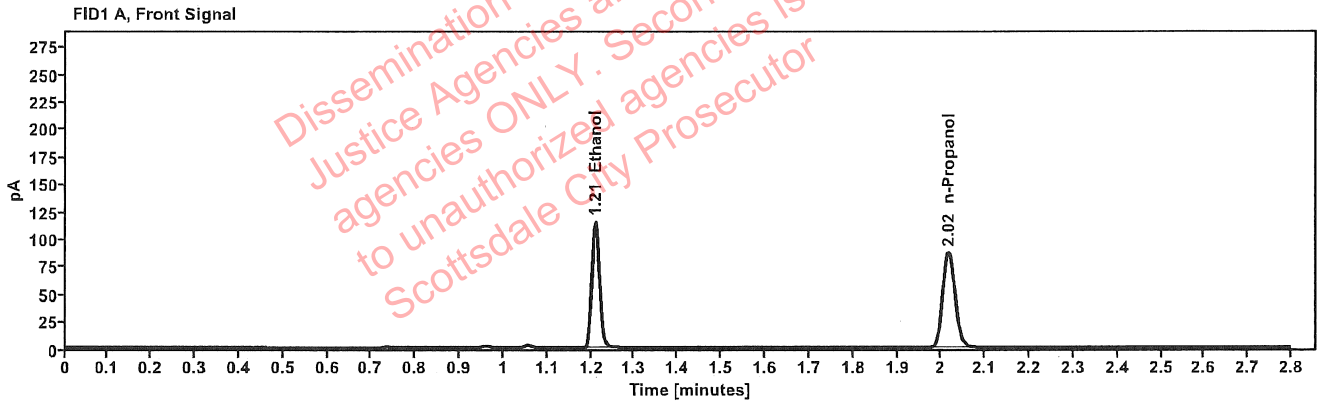


Table 1: FID 1 A (column DB-ALC1)

Compound	Amount (g/100mL)	Time (min)	Peak Area
>Ethanol	0.2291	1.210	145.797
n-Propanol	-----	2.016	172.438

Table 2: FID 2 B (column DB-ALC2)

Compound	Time (min)	Peak Area
Ethanol	1.374	186.124
n-Propanol	2.467	219.382

### Scottsdale Police Department Crime Lab Volatiles Analysis

Sample:	41001MH	Vial:	27
Description:		LIMS ID:	
Method:	ethanol quant.M	Sequence:	06Jul22
Instrument:	US14173023 CN14160045	Injection date:	7/6/2022 5:18:11 PM
Data file:	C:\Chem32\1\Data\06Jul22\27.D	Analyst:	Abbott

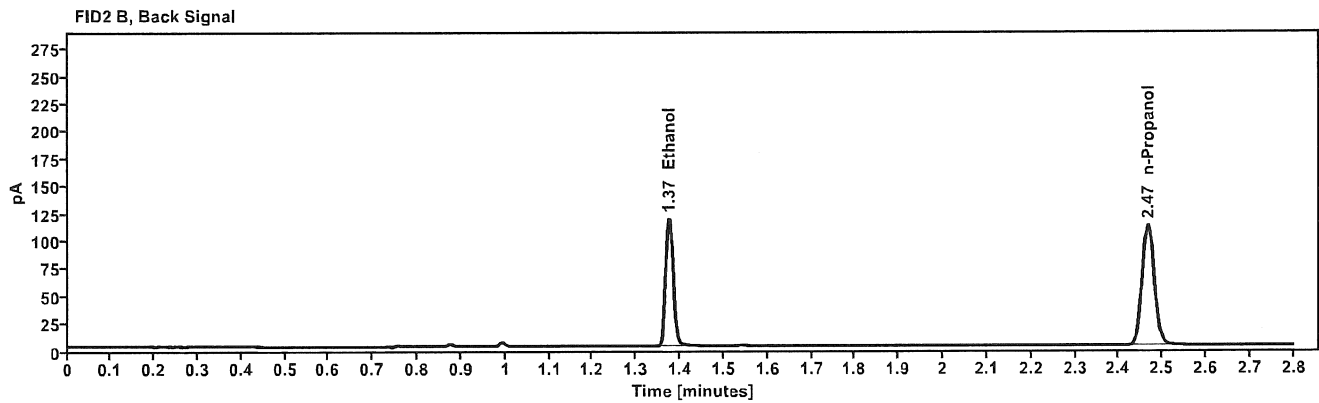
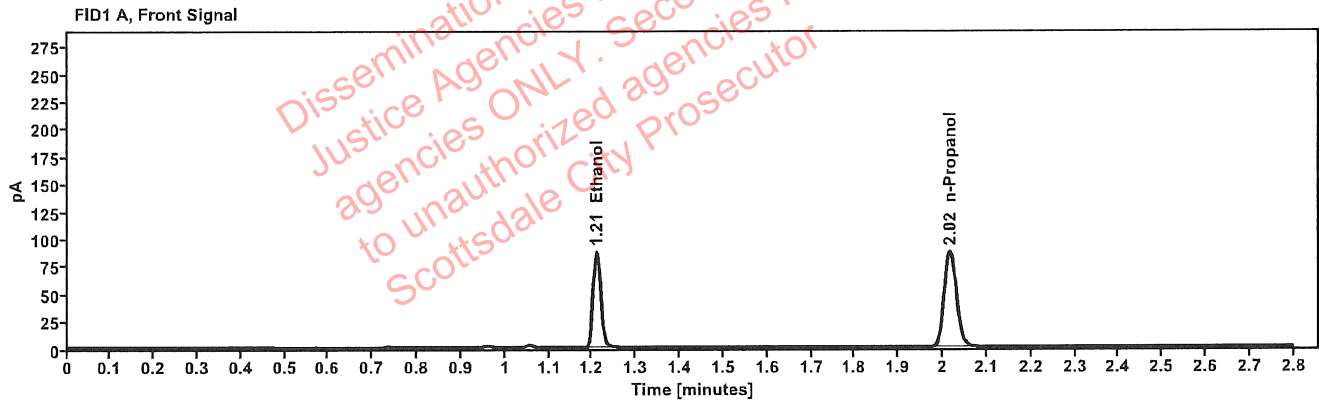


Table 1: FID 1 A (column DB-ALC1)

Compound	Amount (g/100mL)	Time (min)	Peak Area
>Ethanol	0.1738	1.210	110.776
n-Propanol	-----	2.016	173.061

Table 2: FID 2 B (column DB-ALC2)

Compound	Time (min)	Peak Area
Ethanol	1.374	141.271
n-Propanol	2.467	220.243



### Scottsdale Police Department Crime Lab Volatiles Analysis

Sample:	41001MH	Vial:	28
Description:		LIMS ID:	
Method:	ethanol quant.M	Sequence:	06Jul22
Instrument:	US14173023 CN14160045	Injection date:	7/6/2022 5:22:11 PM
Data file:	C:\Chem32\1\Data\06Jul22\28.D	Analyst:	Abbott

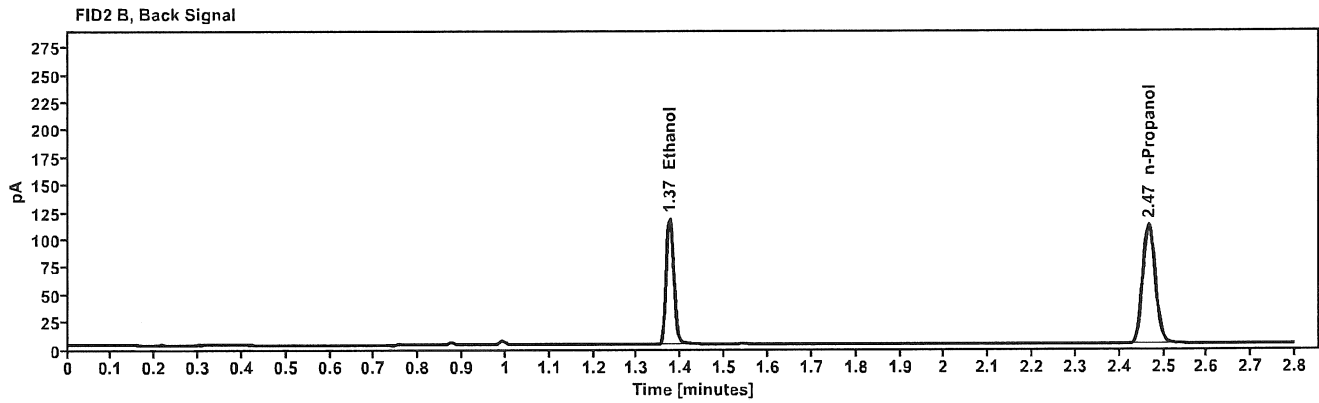
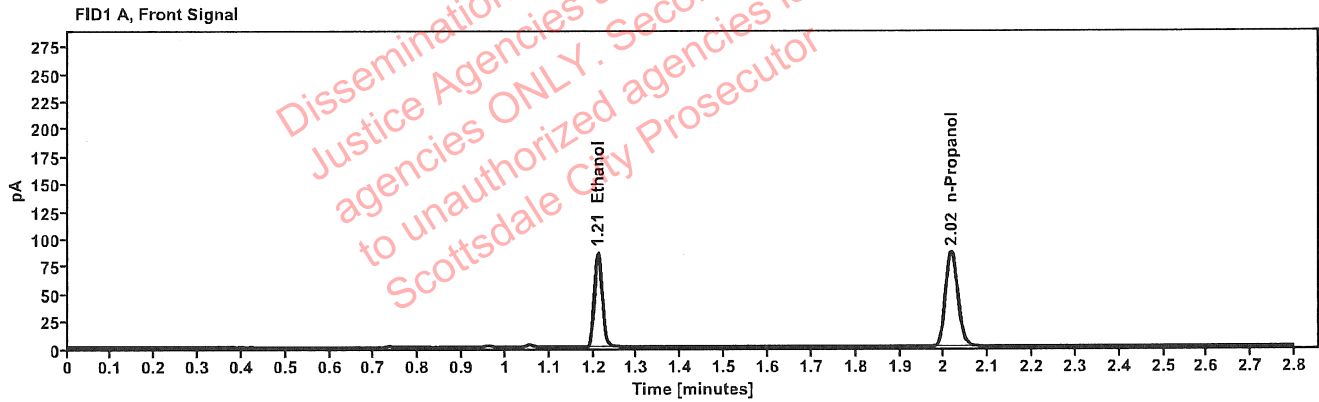


Table 1: FID 1 A (column DB-ALC1)

Compound	Amount (g/100mL)	Time (min)	Peak Area
>Ethanol	0.1734	1.210	109.897
n-Propanol	-----	2.016	172.098

Table 2: FID 2 B (column DB-ALC2)

Compound	Time (min)	Peak Area
Ethanol	1.374	140.049
n-Propanol	2.467	218.910

### Scottsdale Police Department Crime Lab Volatiles Analysis

Sample:	40301PS	Vial:	29
Description:	[REDACTED]	LIMS ID:	[REDACTED]
Method:	ethanol quant.M	Sequence:	06Jul22
Instrument:	US14173023 CN14160045	Injection date:	7/6/2022 5:26:11 PM
Data file:	C:\Chem32\1\Data\06Jul22\29.D	Analyst:	Abbott

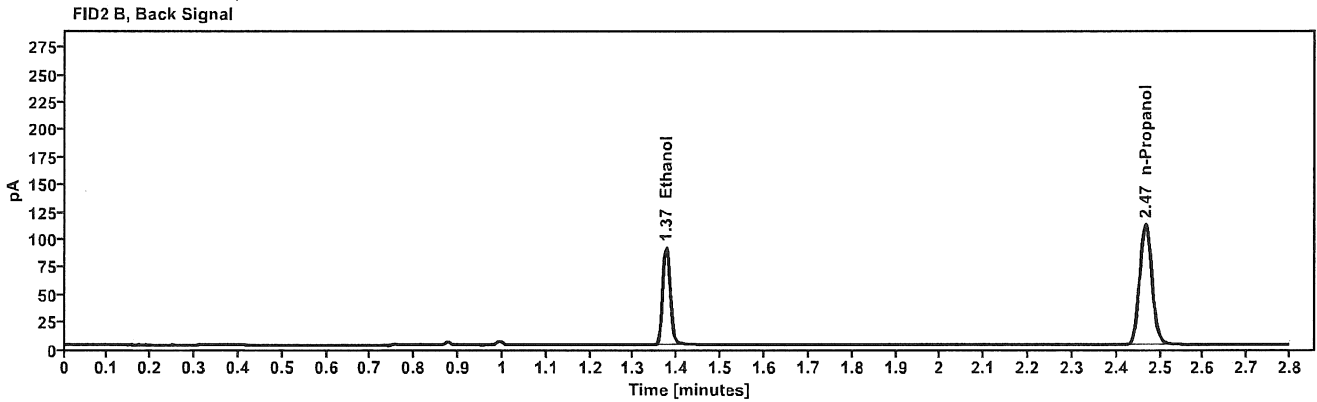
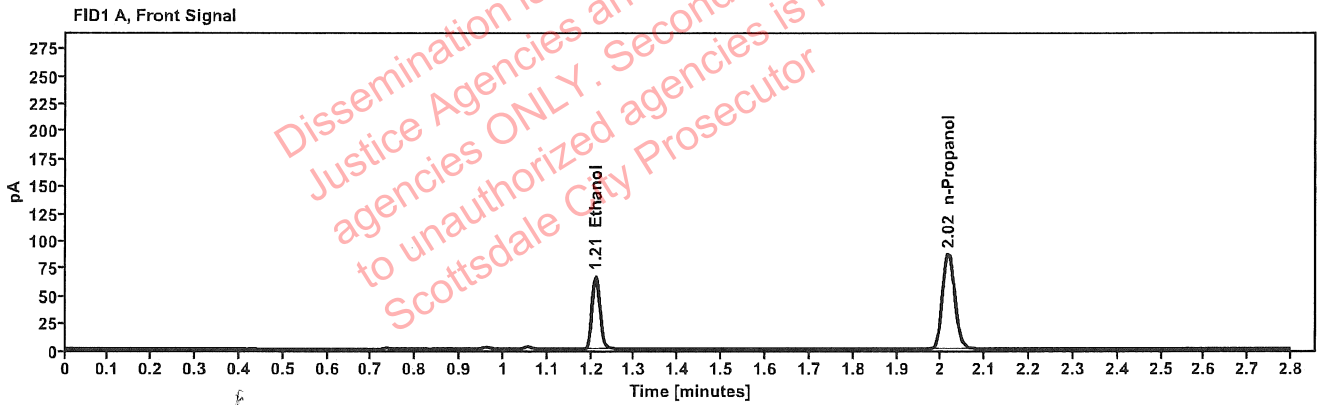


Table 1: FID 1 A (column DB-ALC1)

Compound	Amount (g/100mL)	Time (min)	Peak Area
>Ethanol	0.1338	1.210	85.005
n-Propanol	-----	2.016	172.993

Table 2: FID 2 B (column DB-ALC2)

Compound	Time (min)	Peak Area
Ethanol	1.374	108.105
n-Propanol	2.466	220.269

### Scottsdale Police Department Crime Lab Volatiles Analysis

Sample:	40301PS	Vial:	30
Description:	[REDACTED]	LIMS ID:	[REDACTED]
Method:	ethanol quant.M	Sequence:	06Jul22
Instrument:	US14173023 CN14160045	Injection date:	7/6/2022 5:30:11 PM
Data file:	C:\Chem32\1\Data\06Jul22\30.D	Analyst:	Abbott

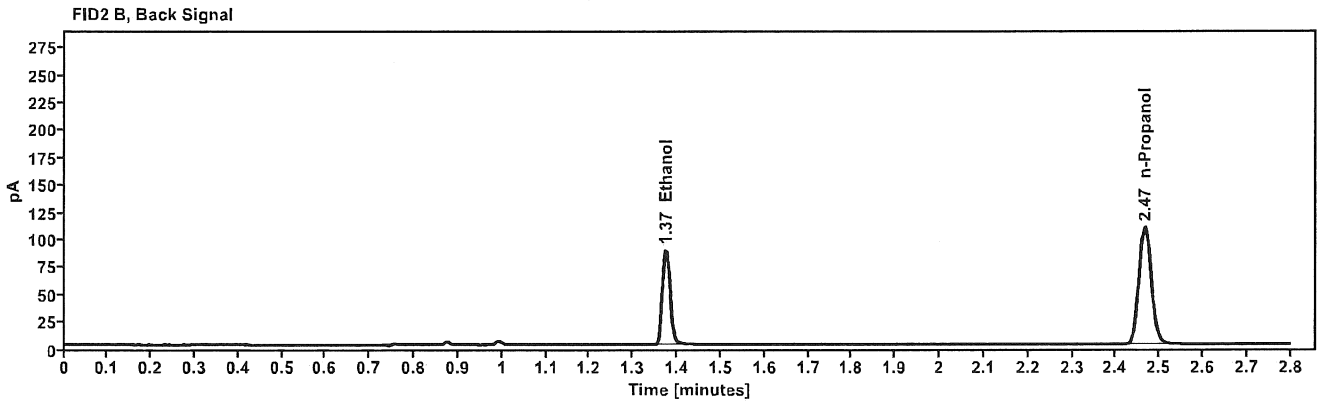
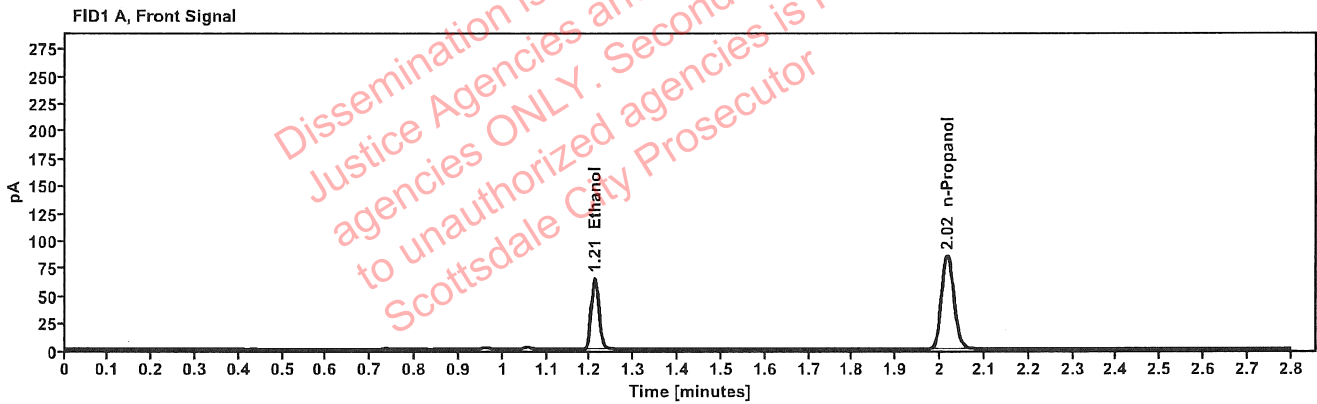


Table 1: FID 1 A (column DB-ALC1)

Compound	Amount (g/100mL)	Time (min)	Peak Area
>Ethanol	0.1330	1.210	82.601
n-Propanol	-----	2.016	169.040

Table 2: FID 2 B (column DB-ALC2)

Compound	Time (min)	Peak Area
Ethanol	1.374	104.963
n-Propanol	2.466	215.136

### Scottsdale Police Department Crime Lab Volatiles Analysis

Sample:	1427876	Vial:	32
Description:	[REDACTED]	LIMS ID:	[REDACTED]
Method:	ethanol quant.M	Sequence:	06Jul22
Instrument:	US14173023 CN14160045	Injection date:	7/6/2022 5:38:26 PM
Data file:	C:\Chem32\1\Data\06Jul22\32.D	Analyst:	Abbott

Dissemination is restricted to Criminal Justice Agencies and authorized agencies ONLY. Secondary dissemination to unauthorized agencies is PROHIBITED. Scottsdale City Prosecutor

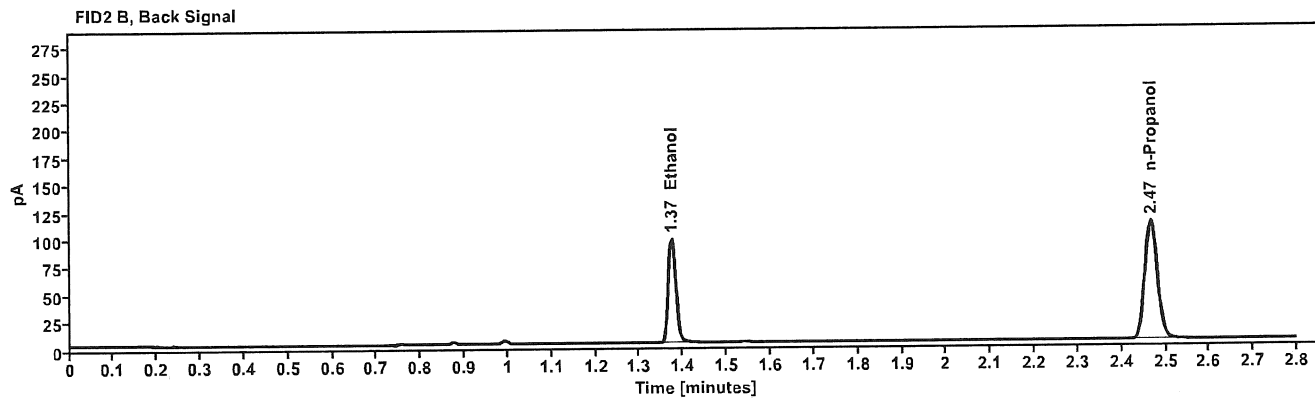
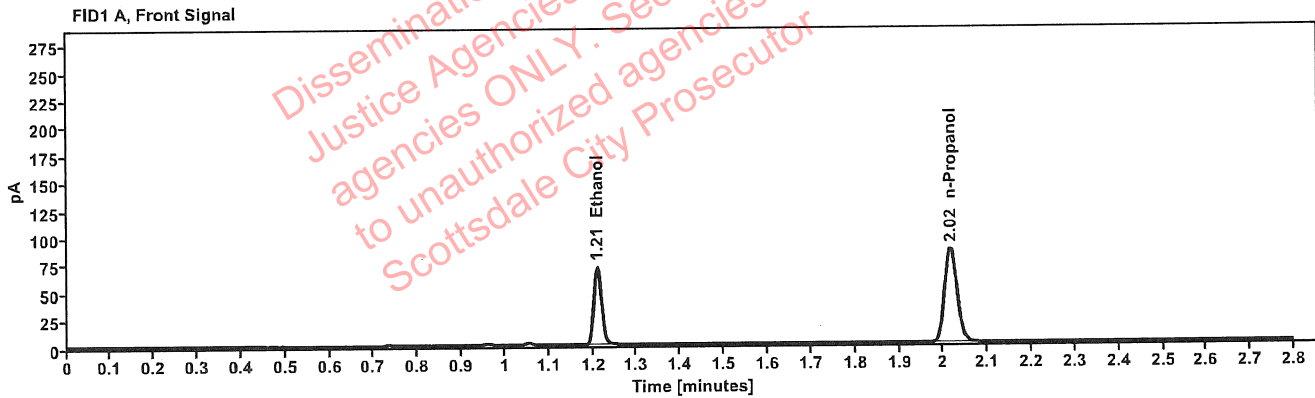


Table 1: FID 1 A (column DB-ALC1)

Compound	Amount (g/100mL)	Time (min)	Peak Area
>Ethanol	0.1445	1.210	90.808
n-Propanol	-----	2.016	170.912

Table 2: FID 2 B (column DB-ALC2)

Compound	Time (min)	Peak Area
Ethanol	1.374	115.347
n-Propanol	2.467	216.778

### Scottsdale Police Department Crime Lab Volatiles Analysis

Sample:	1427876	Vial:	33
Description:		LIMS ID:	
Method:	ethanol quant.M	Sequence:	06Jul22
Instrument:	US14173023 CN14160045	Injection date:	7/6/2022 5:42:26 PM
Data file:	C:\Chem32\1\Data\06Jul22\33.D	Analyst:	Abbott

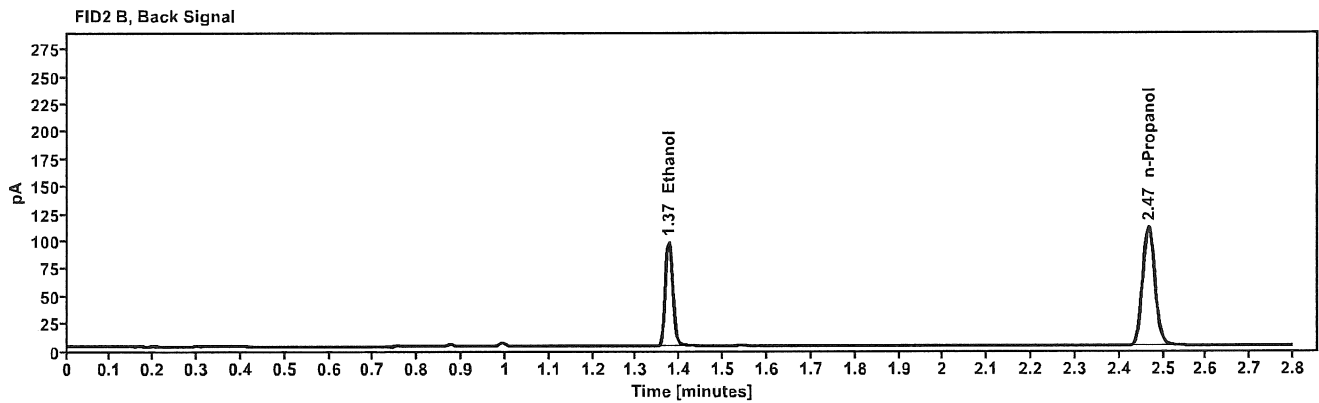
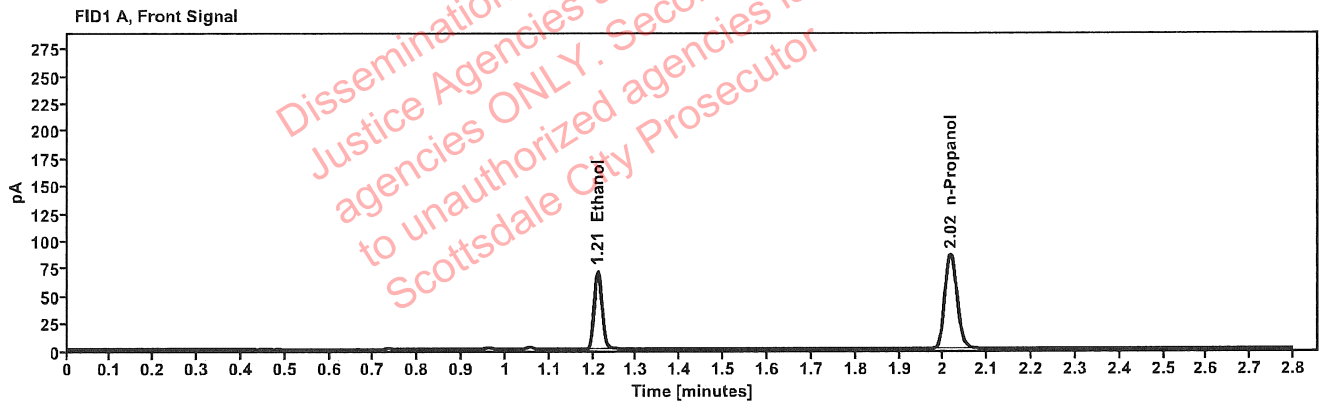


Table 1: FID 1 A (column DB-ALC1)

Compound	Amount (g/100mL)	Time (min)	Peak Area
>Ethanol	0.1444	1.210	90.907
n-Propanol	-----	2.016	171.198

Table 2: FID 2 B (column DB-ALC2)

Compound	Time (min)	Peak Area
Ethanol	1.374	115.679
n-Propanol	2.467	217.185

### Scottsdale Police Department Crime Lab Volatiles Analysis

Sample:	1427959	Vial:	34
Description:	[REDACTED]	LIMS ID:	[REDACTED]
Method:	ethanol quant.M	Sequence:	06Jul22
Instrument:	US14173023 CN14160045	Injection date:	7/6/2022 5:46:25 PM
Data file:	C:\Chem32\1\Data\06Jul22\34.D	Analyst:	Abbott

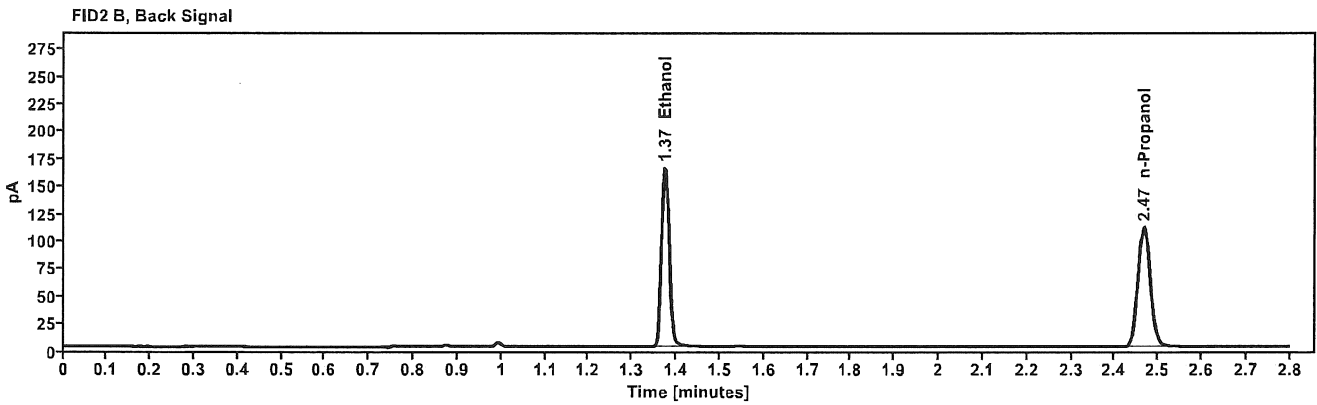
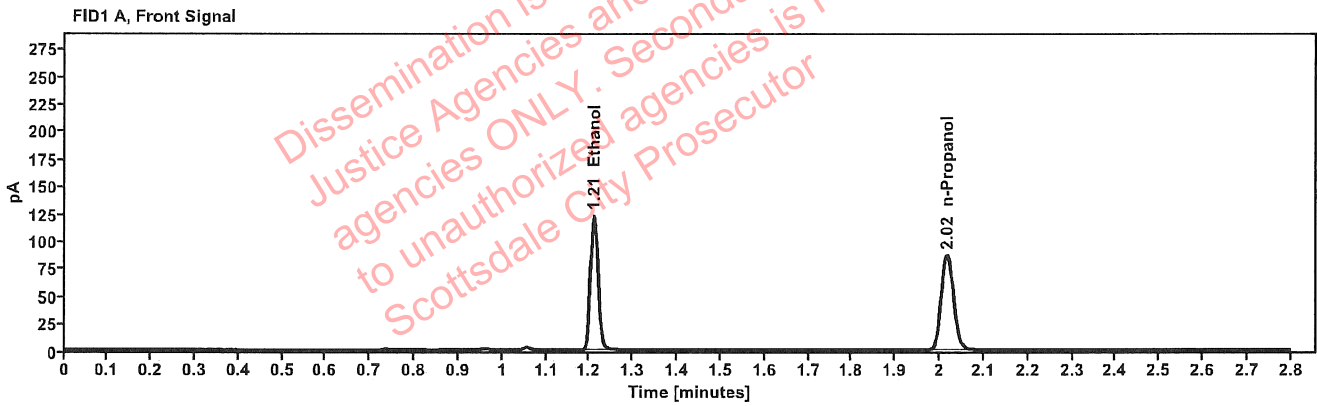


Table 1: FID 1 A (column DB-ALC1)

Compound	Amount (g/100mL)	Time (min)	Peak Area
>Ethanol	0.2443	1.210	155.230
n-Propanol	-----	2.016	172.126

Table 2: FID 2 B (column DB-ALC2)

Compound	Time (min)	Peak Area
Ethanol	1.374	198.491
n-Propanol	2.467	218.740

## Scottsdale Police Department Crime Lab Volatiles Analysis

Sample:	1427959	Vial:	35
Description:	[REDACTED]	LIMS ID:	[REDACTED]
Method:	ethanol quant.M	Sequence:	06Jul22
Instrument:	US14173023 CN14160045	Injection date:	7/6/2022 5:50:25 PM
Data file:	C:\Chem32\1\Data\06Jul22\35.D	Analyst:	Abbott

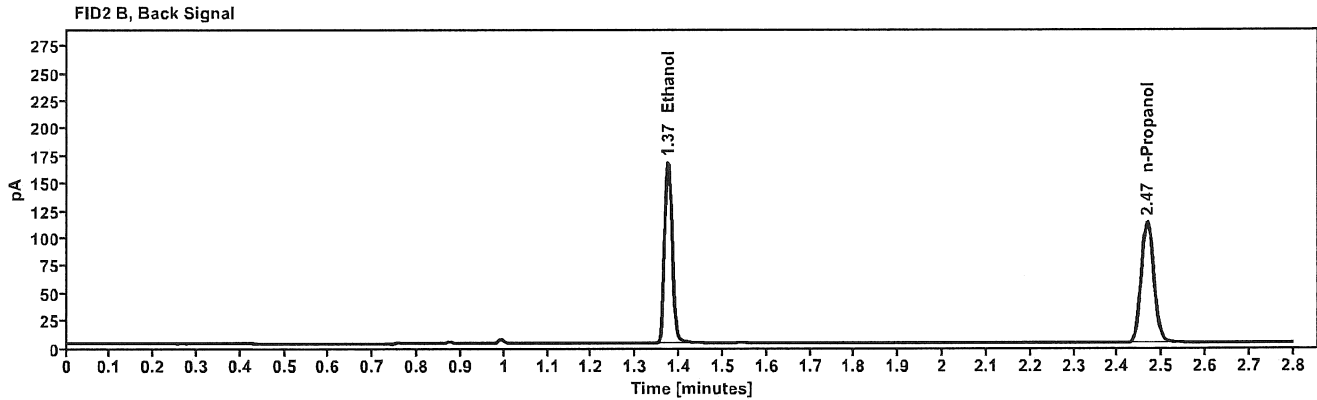
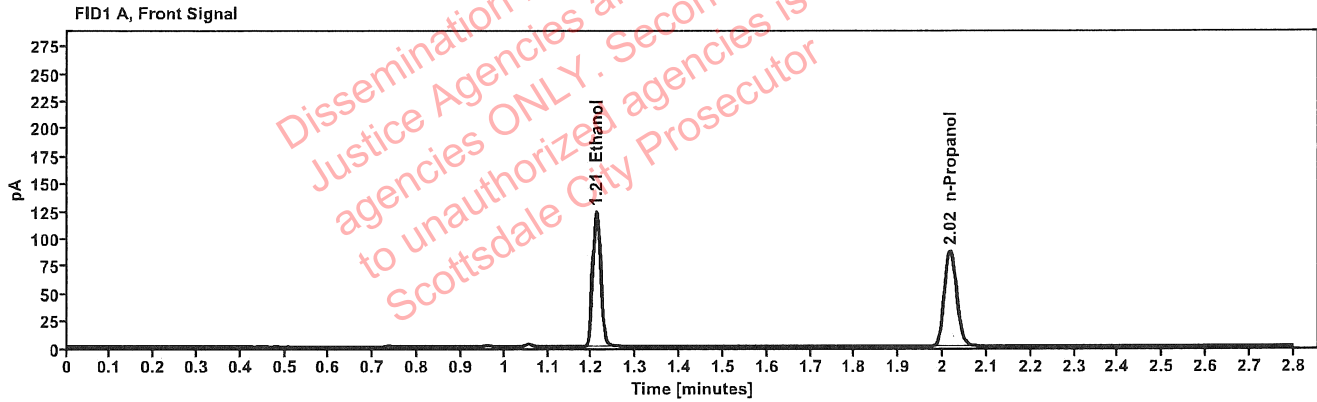


Table 1: FID 1 A (column DB-ALC1)

Compound	Amount (g/100mL)	Time (min)	Peak Area
>Ethanol	0.2444	1.210	156.899
n-Propanol	-----	2.016	173.867

Table 2: FID 2 B (column DB-ALC2)

Compound	Time (min)	Peak Area
Ethanol	1.374	200.687
n-Propanol	2.467	221.262

## Scottsdale Police Department Crime Lab Volatiles Analysis

Sample:	1387224	Vial:	36
Description:	[REDACTED]	LIMS ID:	[REDACTED]
Method:	ethanol quant.M	Sequence:	06Jul22
Instrument:	US14173023 CN14160045	Injection date:	7/6/2022 5:54:25 PM
Data file:	C:\Chem32\1\Data\06Jul22\36.D	Analyst:	Abbott

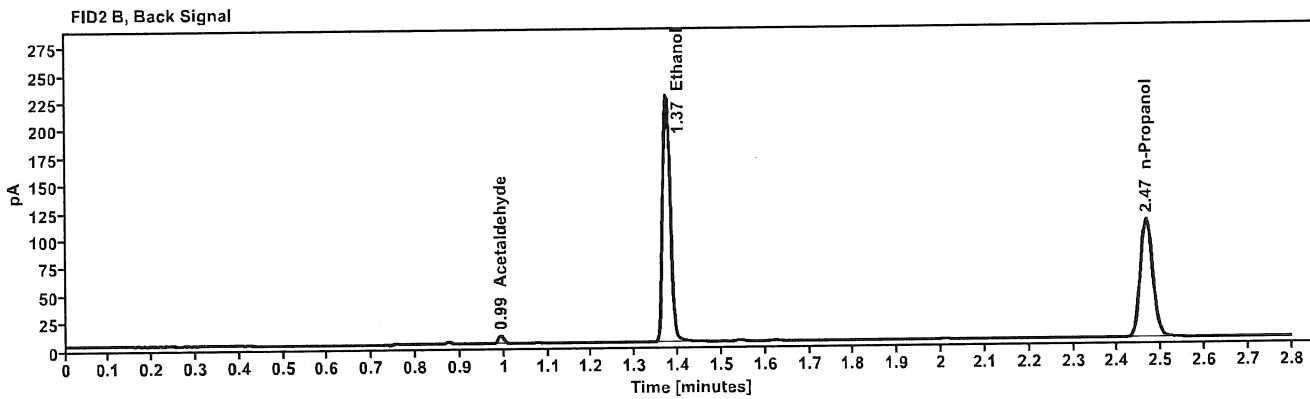
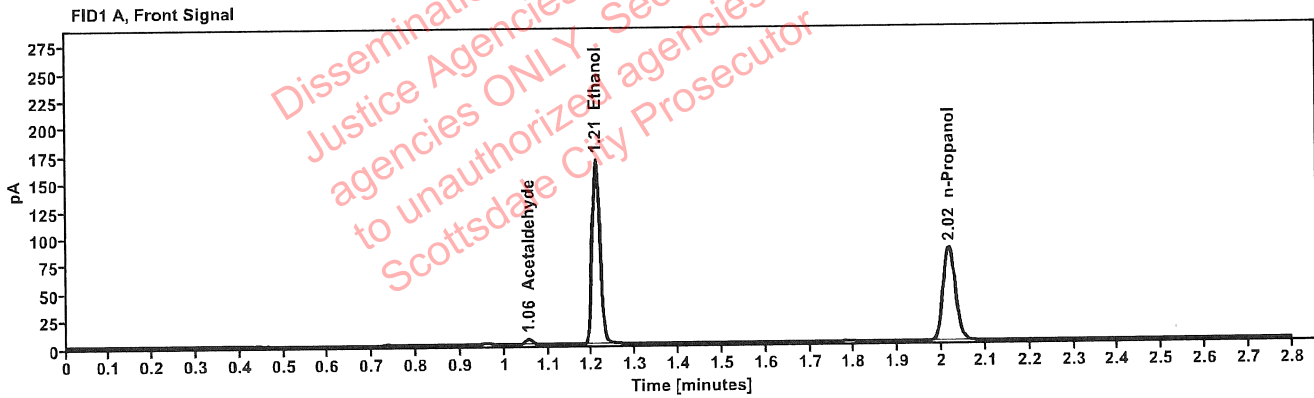


Table 1: FID 1 A (column DB-ALC1)

Compound	Amount (g/100mL)	Time (min)	Peak Area
Acetaldehyde	-----	1.056	5.360
>Ethanol	0.3405	1.209	213.775
n-Propanol	-----	2.016	169.775

Table 2: FID 2 B (column DB-ALC2)

Compound	Time (min)	Peak Area
Acetaldehyde	0.993	6.988
Ethanol	1.374	274.601
n-Propanol	2.467	216.801



## Scottsdale Police Department Crime Lab Volatiles Analysis

<b>Sample:</b> 1387224	<b>Vial:</b> 37
<b>Description:</b> [REDACTED]	<b>LIMS ID:</b> [REDACTED]
<b>Method:</b> ethanol quant.M	<b>Sequence:</b> 06Jul22
<b>Instrument:</b> US14173023 CN14160045	<b>Injection date:</b> 7/6/2022 5:58:41 PM
<b>Data file:</b> C:\Chem32\1\Data\06Jul22\37.D	<b>Analyst:</b> Abbott

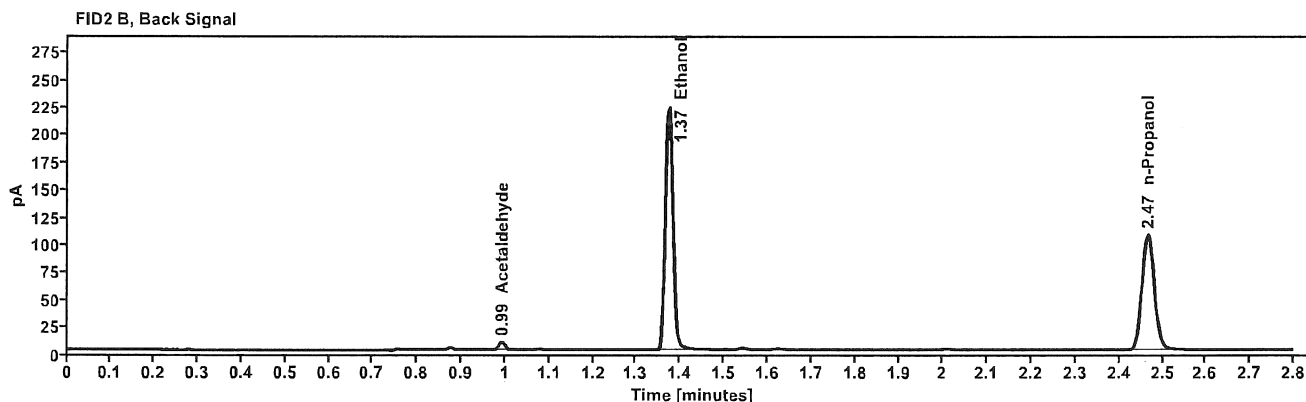
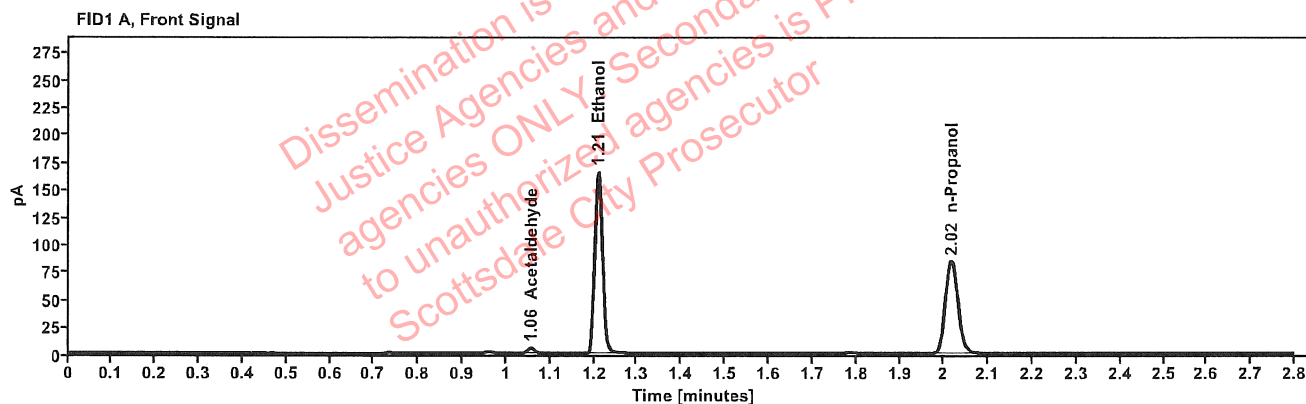


Table 1: FID 1 A (column DB-ALC1)

Compound	Amount (g/100mL)	Time (min)	Peak Area
Acetaldehyde	-----	1.056	5.330
>Ethanol	0.3410	1.209	210.272
n-Propanol	-----	2.016	166.736

Table 2: FID 2 B (column DB-ALC2)

Compound	Time (min)	Peak Area
Acetaldehyde	0.993	6.966
Ethanol	1.373	269.684
n-Propanol	2.466	212.871

### Scottsdale Police Department Crime Lab Volatiles Analysis

Sample:	1427451	Vial:	38
Description:	[REDACTED]	LIMS ID:	[REDACTED]
Method:	ethanol quant.M	Sequence:	06Jul22
Instrument:	US14173023 CN14160045	Injection date:	7/6/2022 6:02:41 PM
Data file:	C:\Chem32\1\Data\06Jul22\38.D	Analyst:	Abbott

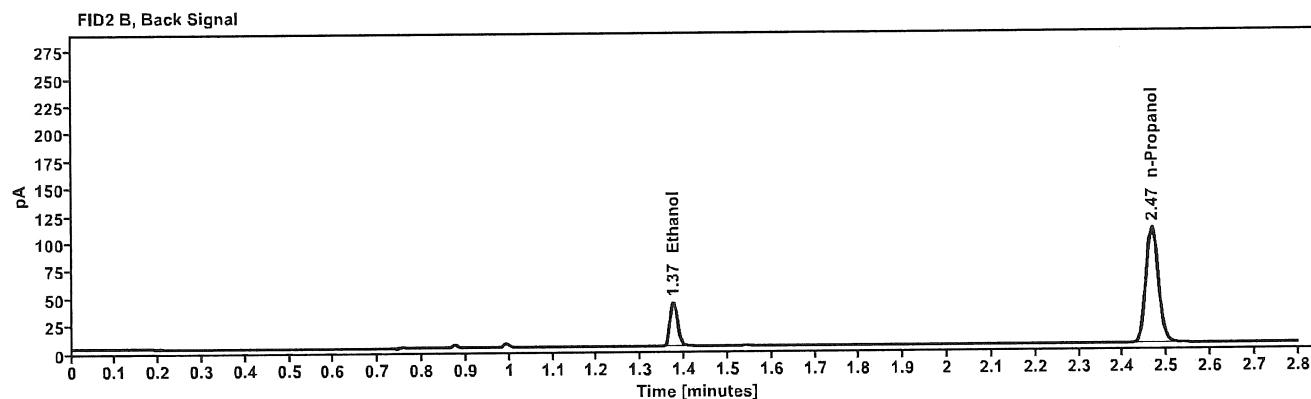
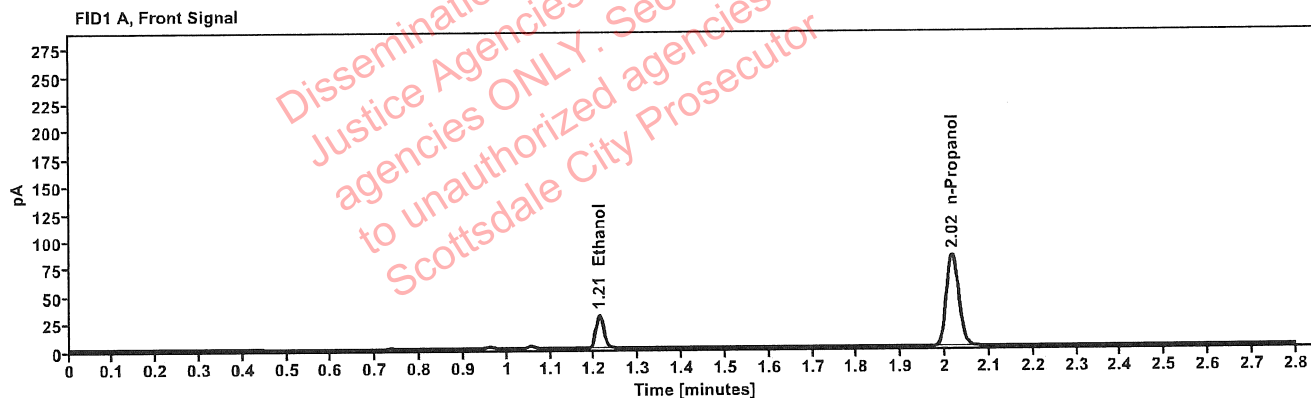


Table 1: FID 1 A (column DB-ALC1)

Compound	Amount (g/100mL)	Time (min)	Peak Area
>Ethanol	0.0638	1.211	38.540
n-Propanol	-----	2.016	166.432

Table 2: FID 2 B (column DB-ALC2)

Compound	Time (min)	Peak Area
Ethanol	1.374	49.580
n-Propanol	2.466	211.929

### Scottsdale Police Department Crime Lab Volatiles Analysis

Sample:	1427451	Vial:	39
Description:	[REDACTED]	LIMS ID:	[REDACTED]
Method:	ethanol quant.M	Sequence:	06Jul22
Instrument:	US14173023 CN14160045	Injection date:	7/6/2022 6:06:41 PM
Data file:	C:\Chem32\1\Data\06Jul22\39.D	Analyst:	Abbott

Dissemination is restricted to Criminal Justice Agencies and authorized agencies ONLY. Secondary dissemination to unauthorized agencies is PROHIBITED. Scottsdale City Prosecutor

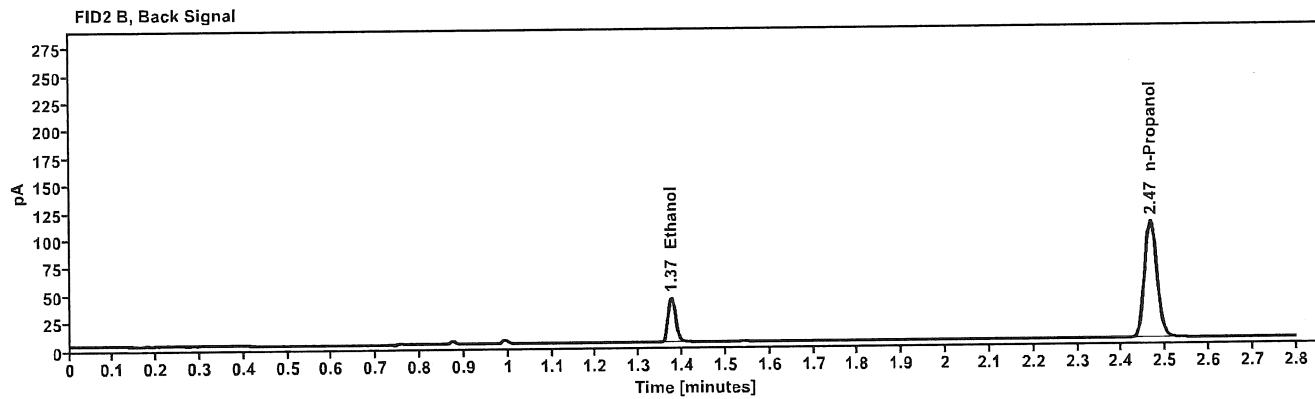
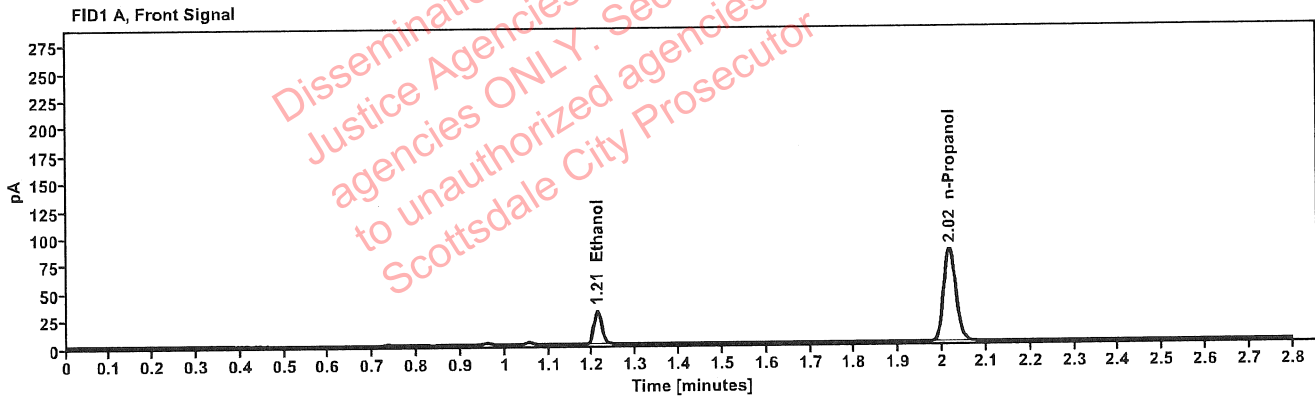


Table 1: FID 1 A (column DB-ALC1)

Compound	Amount (g/100mL)	Time (min)	Peak Area
>Ethanol	0.0639	1.211	38.967
n-Propanol	-----	2.016	168.012

Table 2: FID 2 B (column DB-ALC2)

Compound	Time (min)	Peak Area
Ethanol	1.374	49.344
n-Propanol	2.466	213.830

### Scottsdale Police Department Crime Lab Volatiles Analysis

Sample:	1428095	Vial:	40
Description:	[REDACTED]	LIMS ID:	[REDACTED]
Method:	ethanol quant.M	Sequence:	06Jul22
Instrument:	US14173023 CN14160045	Injection date:	7/6/2022 6:10:41 PM
Data file:	C:\Chem32\1\Data\06Jul22\40.D	Analyst:	Abbott

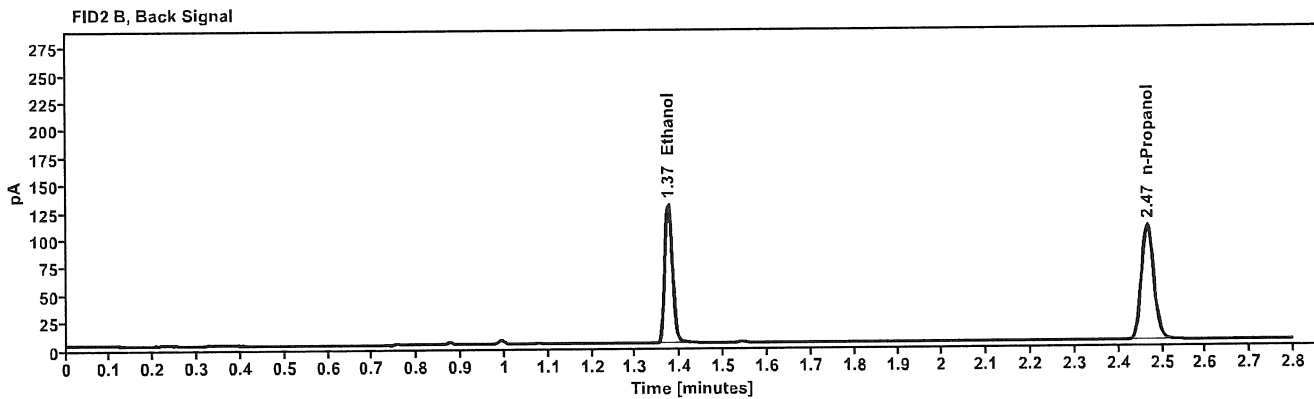
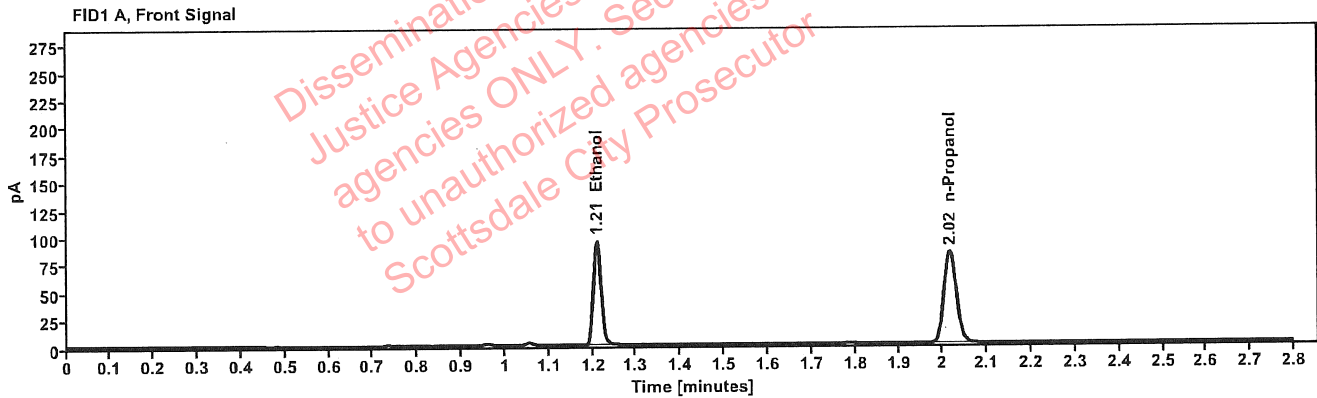


Table 1: FID 1 A (column DB-ALC1)

Compound	Amount (g/100mL)	Time (min)	Peak Area
>Ethanol	0.1973	1.210	120.485
n-Propanol	-----	2.016	165.637

Table 2: FID 2 B (column DB-ALC2)

Compound	Time (min)	Peak Area
Ethanol	1.373	153.450
n-Propanol	2.466	210.372

## Scottsdale Police Department Crime Lab Volatiles Analysis

Sample:	1428095	Vial:	41
Description:	[REDACTED]	LIMS ID:	[REDACTED]
Method:	ethanol quant.M	Sequence:	06Jul22
Instrument:	US14173023 CN14160045	Injection date:	7/6/2022 6:14:41 PM
Data file:	C:\Chem32\1\Data\06Jul22\41.D	Analyst:	Abbott

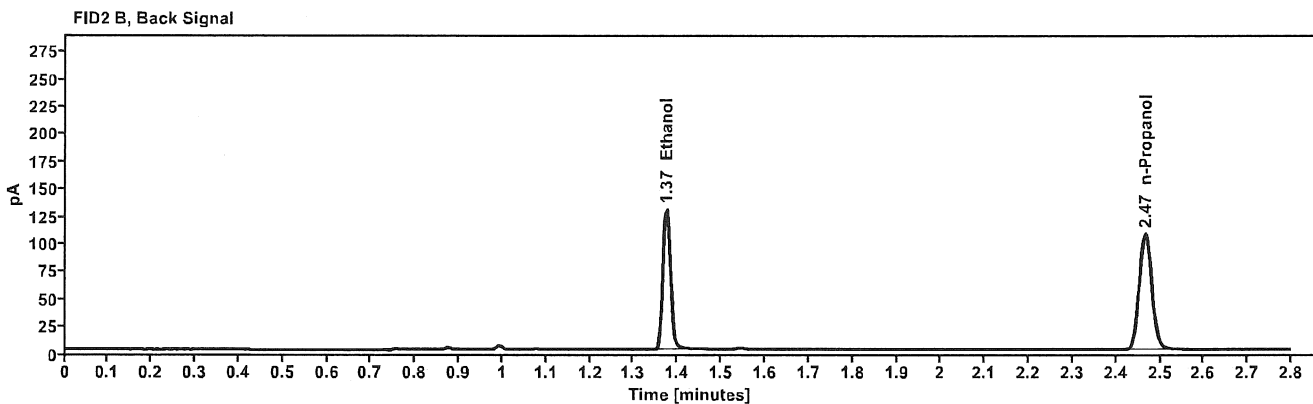
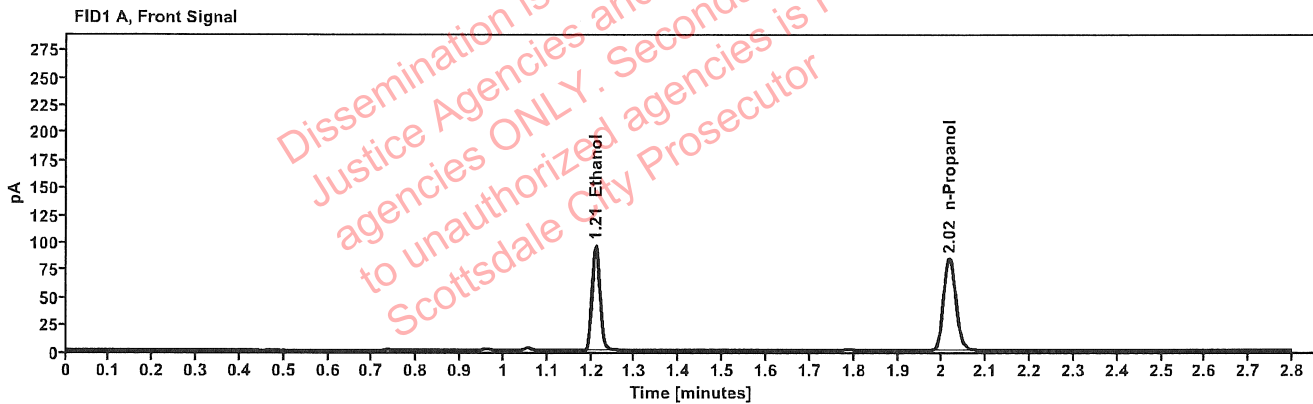


Table 1: FID 1 A (column DB-ALC1)

Compound	Amount (g/100mL)	Time (min)	Peak Area
>Ethanol	0.1982	1.210	121.681
n-Propanol	-----	2.016	166.516

Table 2: FID 2 B (column DB-ALC2)

Compound	Time (min)	Peak Area
Ethanol	1.374	154.719
n-Propanol	2.467	211.837

### Scottsdale Police Department Crime Lab Volatiles Analysis

Sample:	1428131	Vial:	43
Description:	[REDACTED]	LIMS ID:	[REDACTED]
Method:	ethanol quant.M	Sequence:	06Jul22
Instrument:	US14173023 CN14160045	Injection date:	7/6/2022 6:22:55 PM
Data file:	C:\Chem32\1\Data\06Jul22\43.D	Analyst:	Abbott

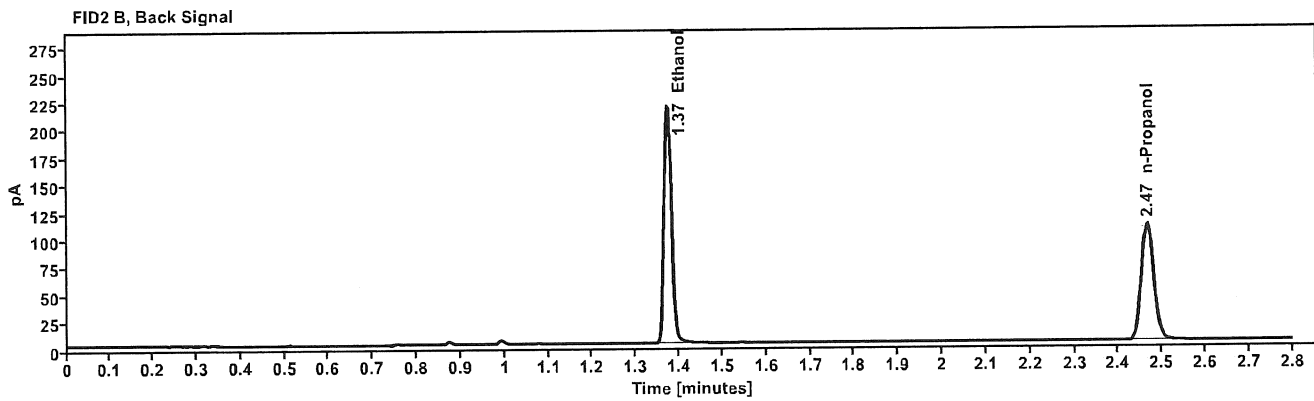
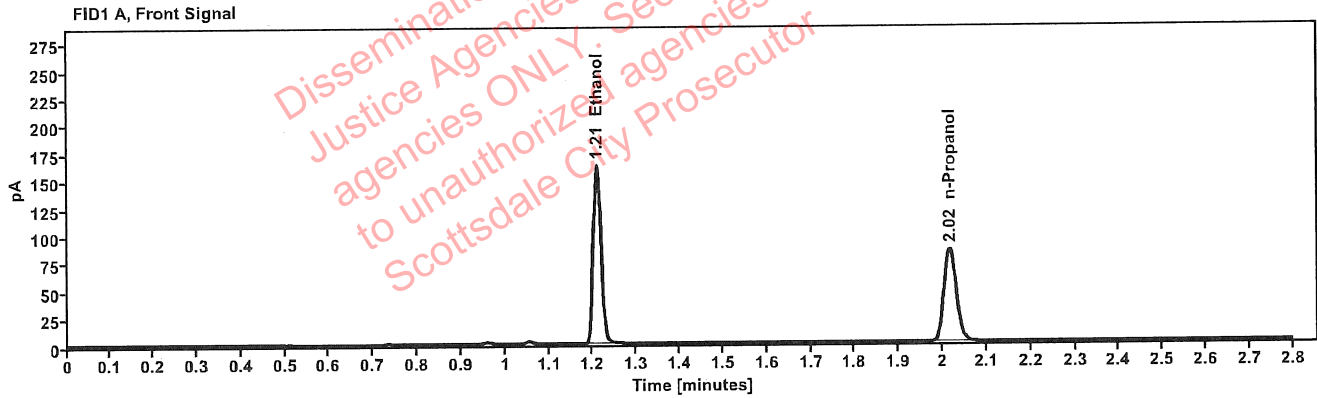


Table 1: FID 1 A (column DB-ALC1)

Compound	Amount (g/100mL)	Time (min)	Peak Area
>Ethanol	0.3312	1.210	206.137
n-Propanol	-----	2.016	168.314

Table 2: FID 2 B (column DB-ALC2)

Compound	Time (min)	Peak Area
Ethanol	1.374	263.617
n-Propanol	2.467	213.615

### Scottsdale Police Department Crime Lab Volatiles Analysis

Sample:	1428131	Vial:	44
Description:		LIMS ID:	
Method:	ethanol quant.M	Sequence:	06Jul22
Instrument:	US14173023 CN14160045	Injection date:	7/6/2022 6:26:56 PM
Data file:	C:\Chem32\1\Data\06Jul22\44.D	Analyst:	Abbott

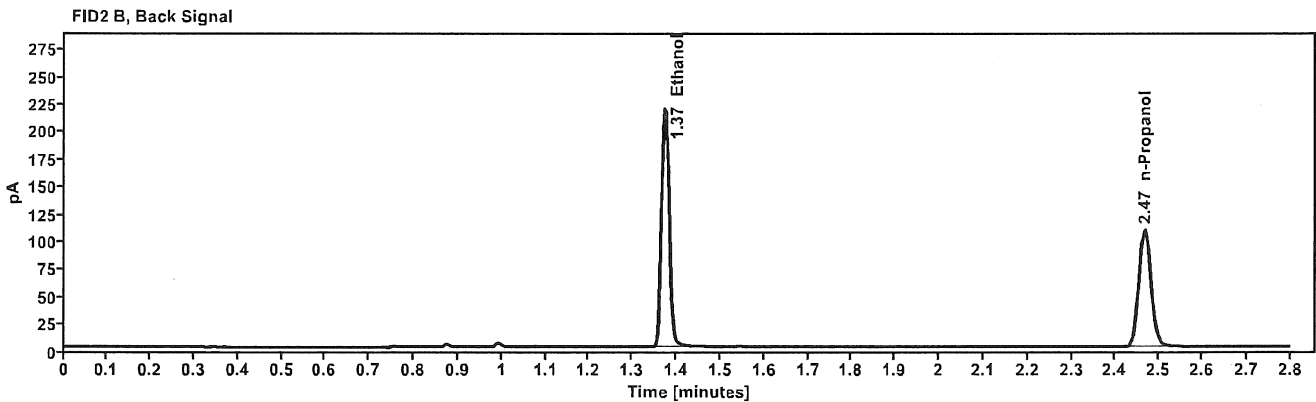
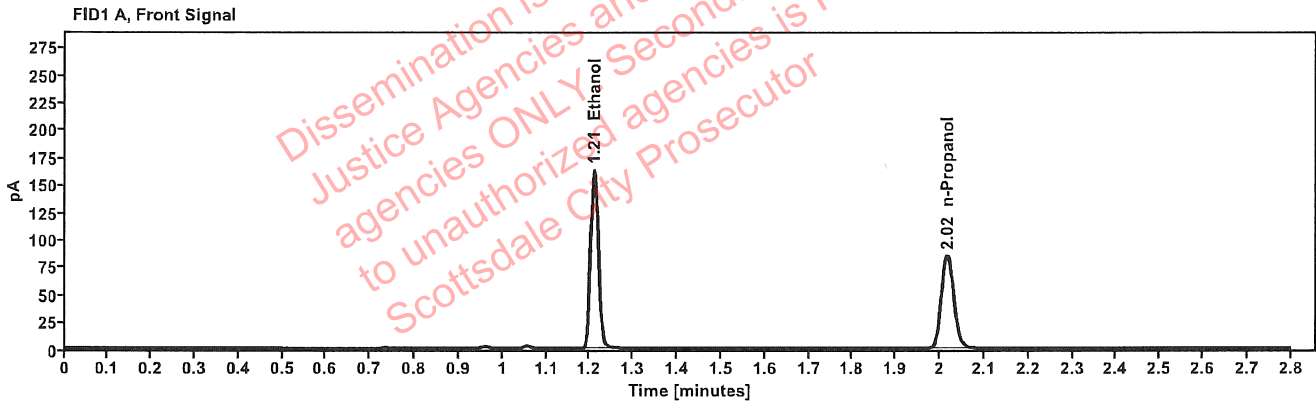


Table 1: FID 1 A (column DB-ALC1)

Compound	Amount (g/100mL)	Time (min)	Peak Area
>Ethanol	0.3313	1.210	206.465
n-Propanol	-----	2.016	168.548

Table 2: FID 2 B (column DB-ALC2)

Compound	Time (min)	Peak Area
Ethanol	1.374	263.973
n-Propanol	2.467	214.025

[REDACTED]: Abbott, Lori - (07-Jul-2022)

Case: [REDACTED] User: LAbbott 7/7/2022

### Scottsdale Police Department Crime Lab Volatiles Analysis

Sample:	1427930	Vial:	45
Description:	[REDACTED]	LIMS ID:	[REDACTED]
Method:	ethanol quant.M	Sequence:	06Jul22
Instrument:	US14173023 CN14160045	Injection date:	7/6/2022 6:30:56 PM
Data file:	C:\Chem32\1\Data\06Jul22\45.D	Analyst:	Abbott

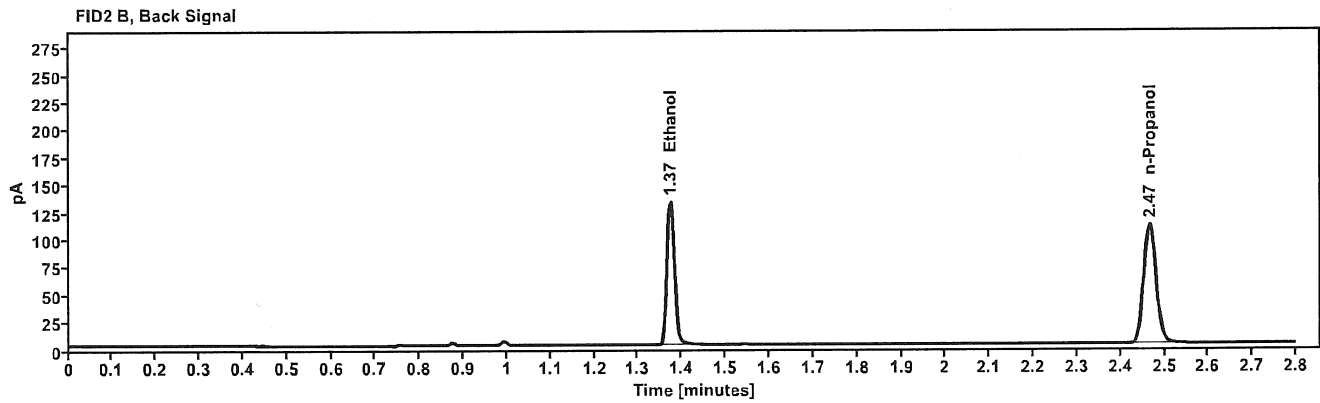
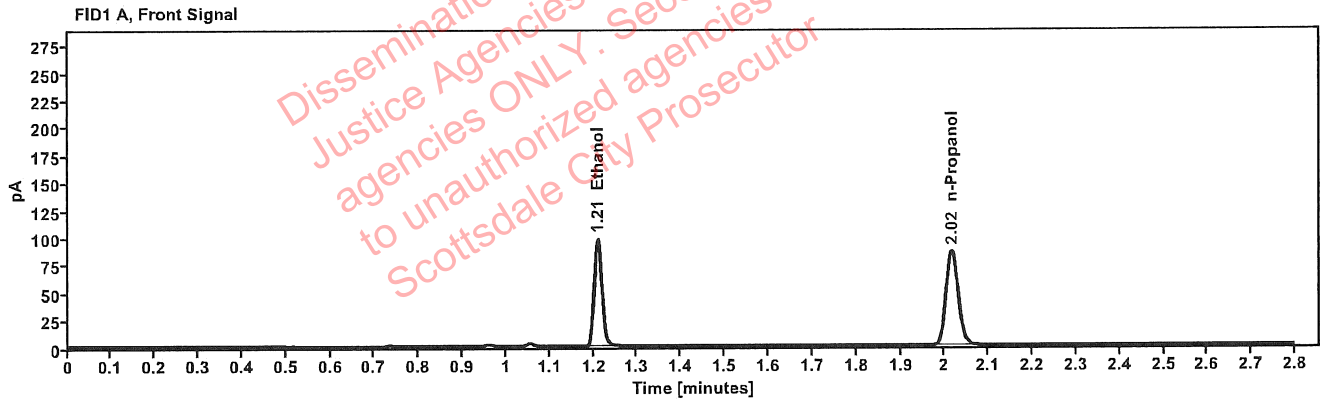


Table 1: FID 1 A (column DB-ALC1)

Compound	Amount (g/100mL)	Time (min)	Peak Area
>Ethanol	0.1974	1.210	124.543
n-Propanol	-----	2.016	171.143

Table 2: FID 2 B (column DB-ALC2)

Compound	Time (min)	Peak Area
Ethanol	1.374	158.479
n-Propanol	2.467	217.389



## Scottsdale Police Department Crime Lab Volatiles Analysis

Sample:	1427930	Vial:	46
Description:	██████████	LIMS ID:	██████████
Method:	ethanol quant.M	Sequence:	06Jul22
Instrument:	US14173023 CN14160045	Injection date:	7/6/2022 6:34:56 PM
Data file:	C:\Chem32\1\Data\06Jul22\46.D	Analyst:	Abbott

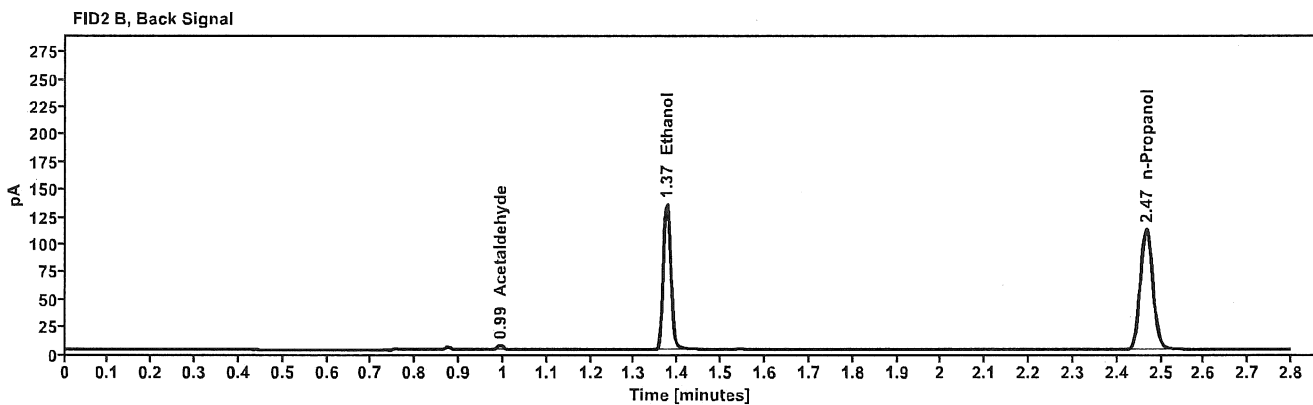
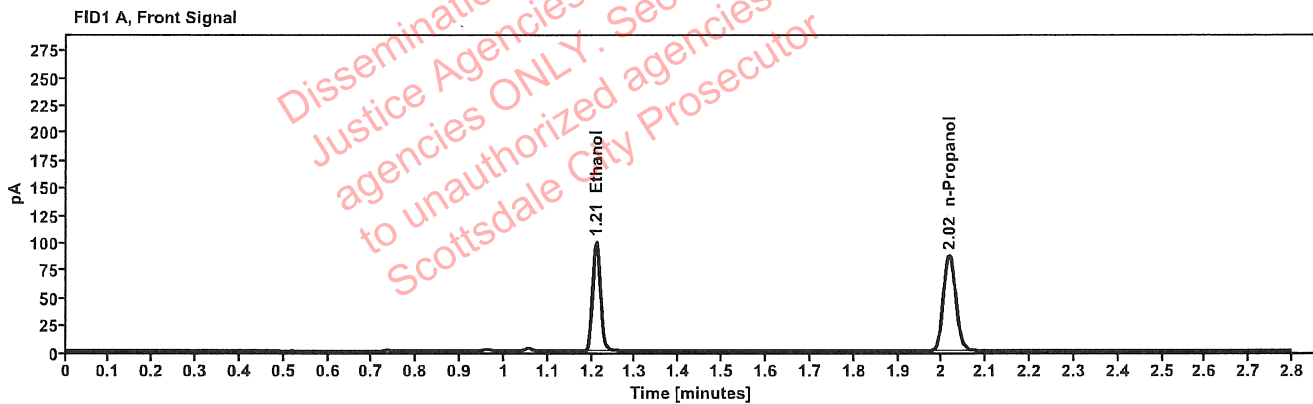


Table 1: FID 1 A (column DB-ALC1)

Compound	Amount (g/100mL)	Time (min)	Peak Area
>Ethanol	0.1978	1.210	126.377
n-Propanol	-----	2.016	173.306

Table 2: FID 2 B (column DB-ALC2)

Compound	Time (min)	Peak Area
Acetaldehyde	0.993	3.797
Ethanol	1.374	160.873
n-Propanol	2.467	220.028

## Scottsdale Police Department Crime Lab Volatiles Analysis

Sample:	1427871	Vial:	47
Description:	[REDACTED]	LIMS ID:	[REDACTED]
Method:	ethanol quant.M	Sequence:	06Jul22
Instrument:	US14173023 CN14160045	Injection date:	7/6/2022 6:38:56 PM
Data file:	C:\Chem32\1\Data\06Jul22\47.D	Analyst:	Abbott

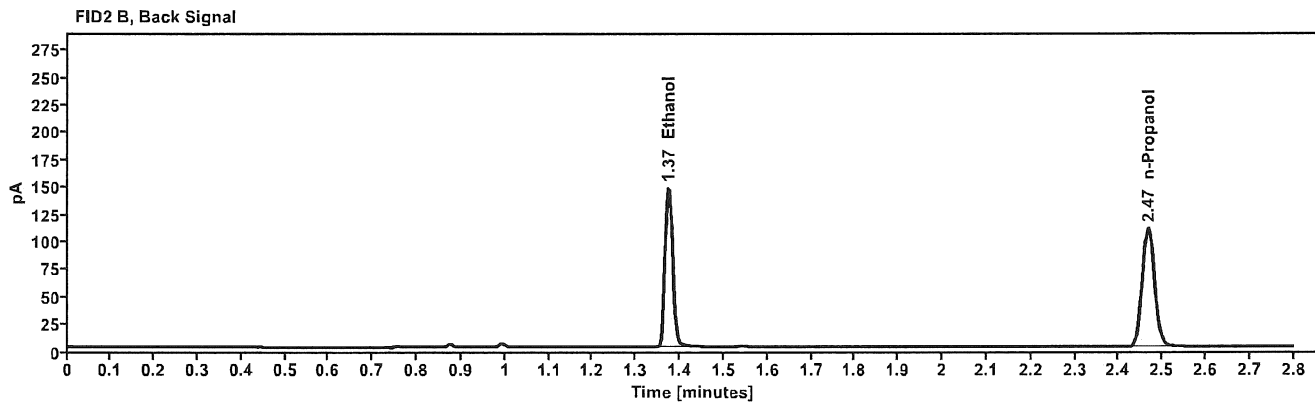
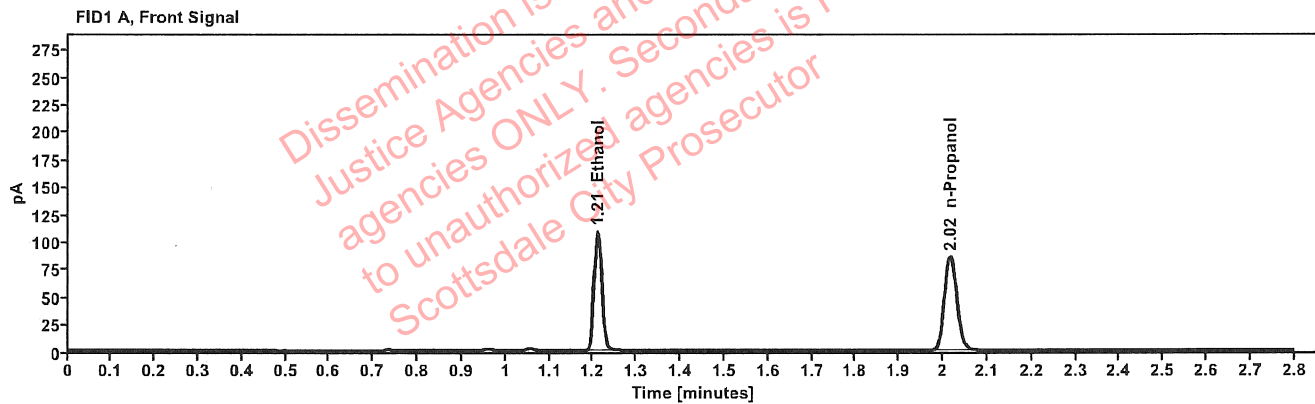


Table 1: FID 1 A (column DB-ALC1)

Compound	Amount (g/100mL)	Time (min)	Peak Area
>Ethanol	0.2204	1.210	138.251
n-Propanol	-----	2.016	170.060

Table 2: FID 2 B (column DB-ALC2)

Compound	Time (min)	Peak Area
Ethanol	1.374	176.049
n-Propanol	2.467	216.233

### Scottsdale Police Department Crime Lab Volatiles Analysis

Sample:	1427871	Vial:	48
Description:	[REDACTED]	LIMS ID:	[REDACTED]
Method:	ethanol quant.M	Sequence:	06Jul22
Instrument:	US14173023 CN14160045	Injection date:	7/6/2022 6:42:56 PM
Data file:	C:\Chem32\1\Data\06Jul22\48.D	Analyst:	Abbott

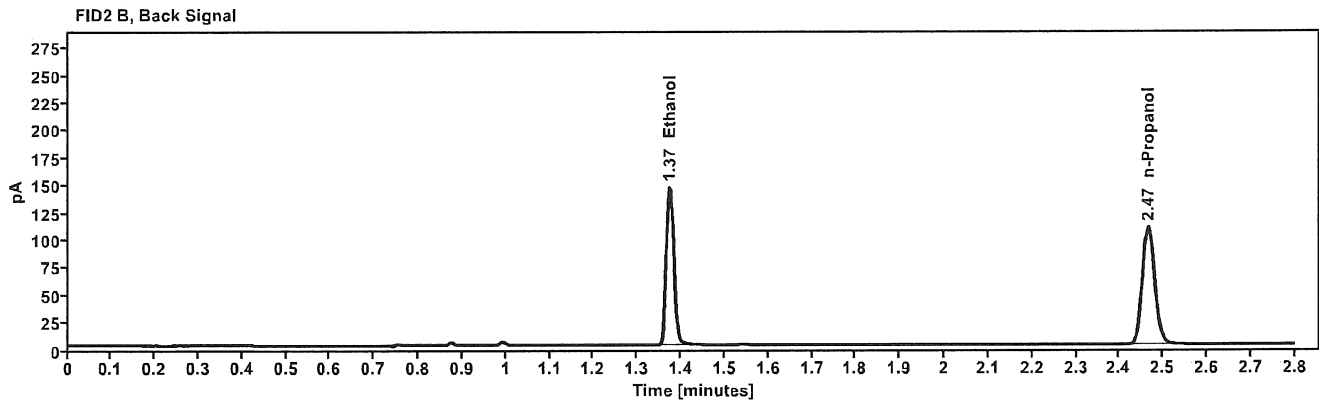
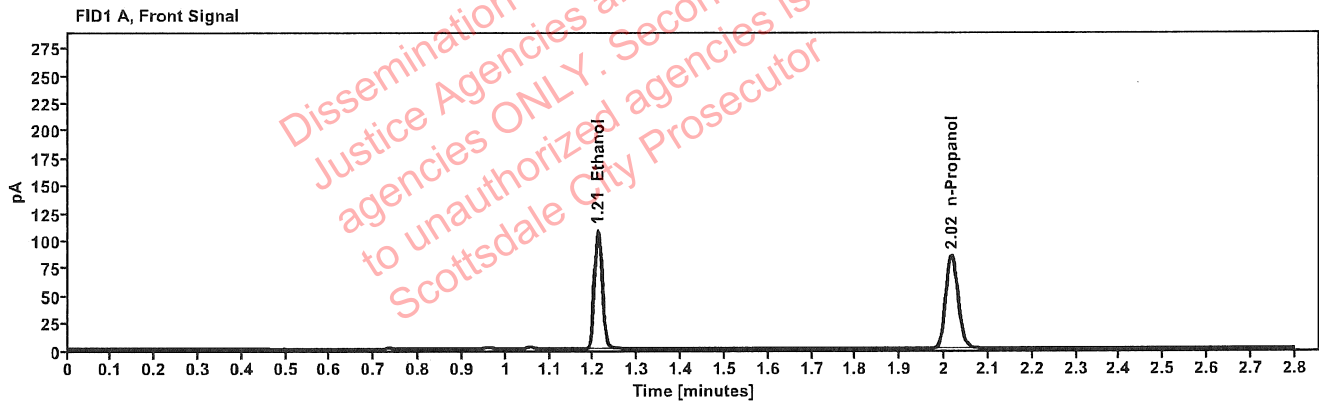


Table 1: FID 1 A (column DB-ALC1)

Compound	Amount (g/100mL)	Time (min)	Peak Area
>Ethanol	0.2207	1.210	137.637
n-Propanol	-----	2.016	169.024

Table 2: FID 2 B (column DB-ALC2)

Compound	Time (min)	Peak Area
Ethanol	1.374	175.635
n-Propanol	2.466	214.897

### Scottsdale Police Department Crime Lab Volatiles Analysis

Sample:	1427858	Vial:	49
Description:	[REDACTED]	LIMS ID:	[REDACTED]
Method:	ethanol quant.M	Sequence:	06Jul22
Instrument:	US14173023 CN14160045	Injection date:	7/6/2022 6:47:11 PM
Data file:	C:\Chem32\1\Data\06Jul22\49.D	Analyst:	Abbott

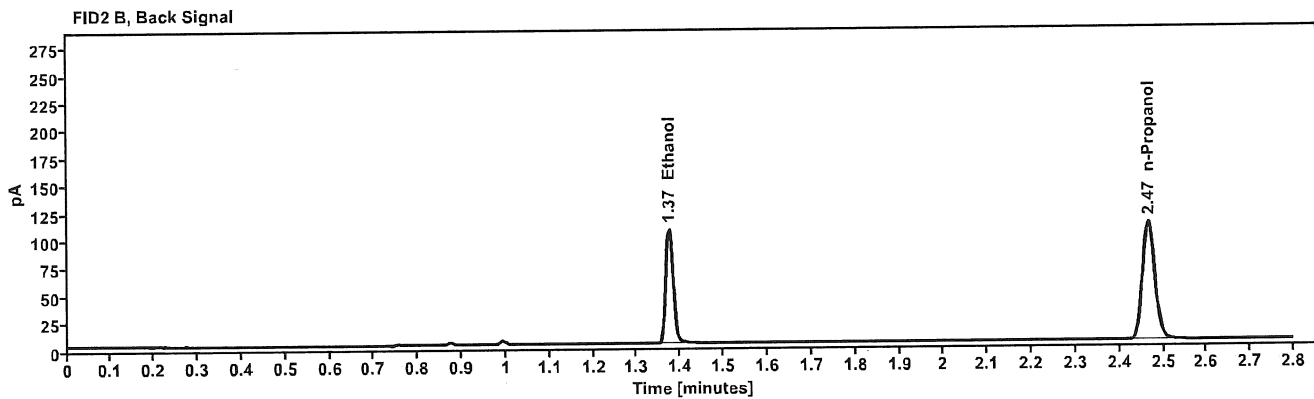
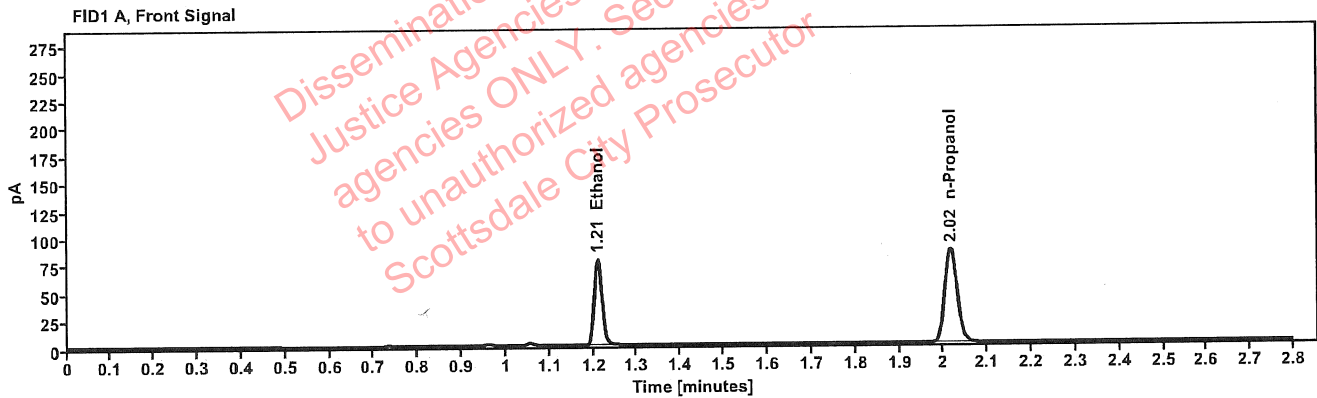


Table 1: FID 1 A (column DB-ALC1)

Compound	Amount (g/100mL)	Time (min)	Peak Area
>Ethanol	0.1599	1.210	100.227
n-Propanol	-----	2.016	170.385

Table 2: FID 2 B (column DB-ALC2)

Compound	Time (min)	Peak Area
Ethanol	1.374	127.302
n-Propanol	2.467	216.492

### Scottsdale Police Department Crime Lab Volatiles Analysis

Sample:	1427858	Vial:	50
Description:	[REDACTED]	LIMS ID:	[REDACTED]
Method:	ethanol quant.M	Sequence:	06Jul22
Instrument:	US14173023 CN14160045	Injection date:	7/6/2022 6:51:12 PM
Data file:	C:\Chem32\1\Data\06Jul22\50.D	Analyst:	Abbott

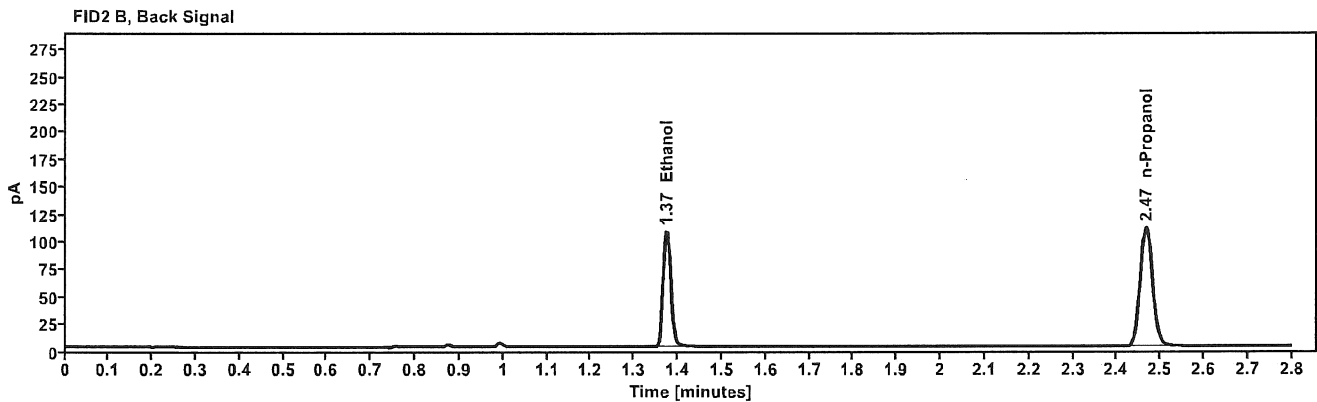
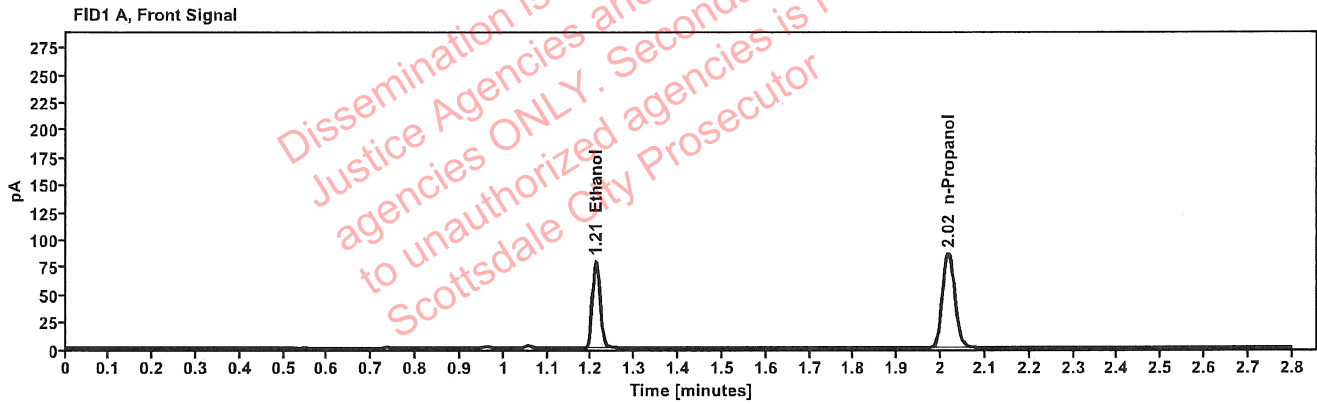


Table 1: FID 1 A (column DB-ALC1)

Compound	Amount (g/100mL)	Time (min)	Peak Area
>Ethanol	0.1594	1.210	100.869
n-Propanol	-----	2.016	171.931

Table 2: FID 2 B (column DB-ALC2)

Compound	Time (min)	Peak Area
Ethanol	1.374	128.429
n-Propanol	2.467	218.451

### Scottsdale Police Department Crime Lab Volatiles Analysis

Sample:	1428429	Vial:	51
Description:	[REDACTED]	LIMS ID:	[REDACTED]
Method:	ethanol quant.M	Sequence:	06Jul22
Instrument:	US14173023 CN14160045	Injection date:	7/6/2022 6:55:12 PM
Data file:	C:\Chem32\1\Data\06Jul22\51.D	Analyst:	Abbott

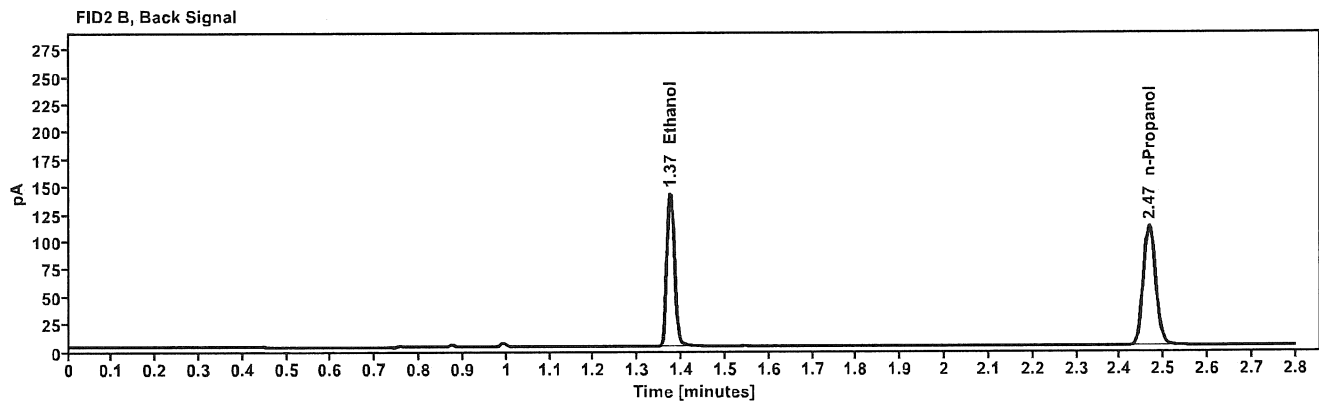
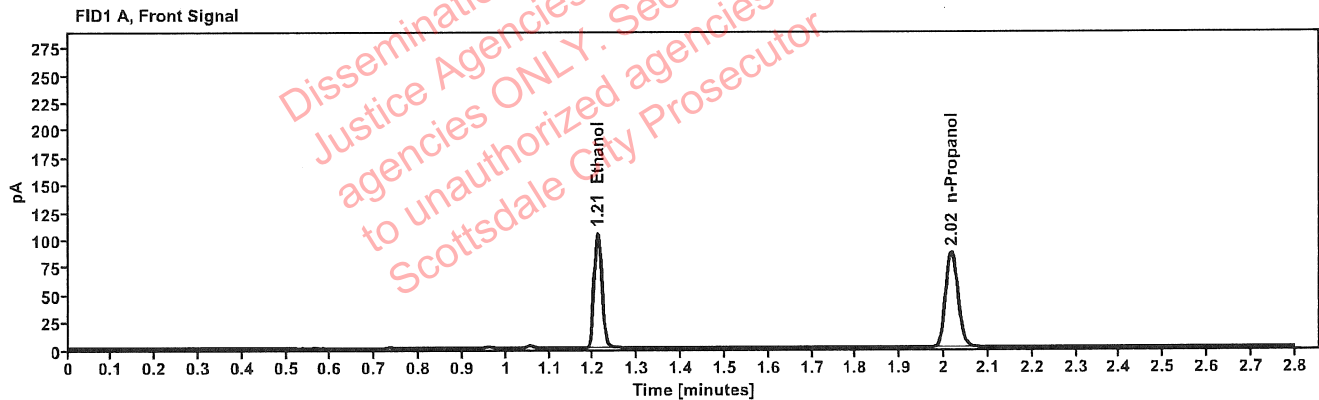


Table 1: FID 1 A (column DB-ALC1)

Compound	Amount (g/100mL)	Time (min)	Peak Area
>Ethanol	0.2094	1.210	133.106
n-Propanol	-----	2.016	172.350

Table 2: FID 2 B (column DB-ALC2)

Compound	Time (min)	Peak Area
Ethanol	1.374	169.747
n-Propanol	2.467	219.035

### Scottsdale Police Department Crime Lab Volatiles Analysis

Sample:	1428429	Vial:	52
Description:		LIMS ID:	
Method:	ethanol quant.M	Sequence:	06Jul22
Instrument:	US14173023 CN14160045	Injection date:	7/6/2022 6:59:11 PM
Data file:	C:\Chem32\1\Data\06Jul22\52.D	Analyst:	Abbott

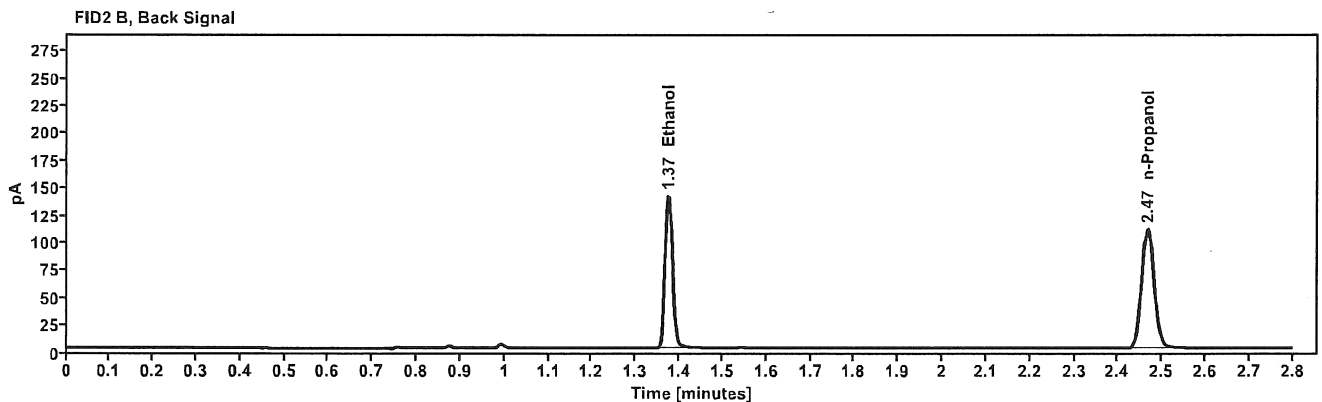
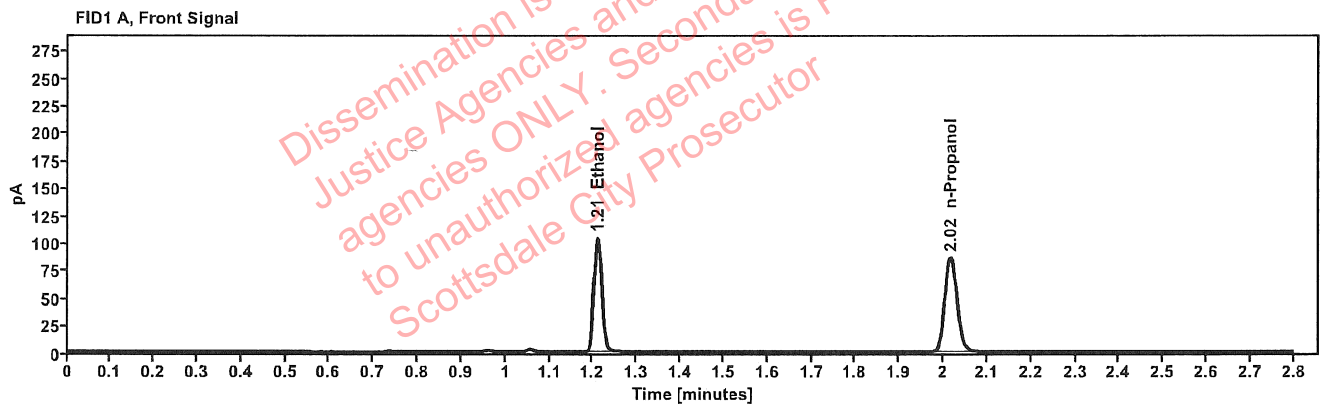


Table 1: FID 1 A (column DB-ALC1)

Compound	Amount (g/100mL)	Time (min)	Peak Area
>Ethanol	0.2091	1.210	132.177
n-Propanol	-----	2.016	171.411

Table 2: FID 2 B (column DB-ALC2)

Compound	Time (min)	Peak Area
Ethanol	1.374	168.391
n-Propanol	2.467	217.695

[REDACTED]: Abbott, Lori - (07-Jul-2022)

Case: [REDACTED] User: LAbbott 7/7/2022

### Scottsdale Police Department Crime Lab Volatiles Analysis

Sample:	1428649	Vial:	54
Description:	[REDACTED]	LIMS ID:	[REDACTED]
Method:	ethanol quant.M	Sequence:	06Jul22
Instrument:	US14173023 CN14160045	Injection date:	7/6/2022 7:07:10 PM
Data file:	C:\Chem32\1\Data\06Jul22\54.D	Analyst:	Abbott

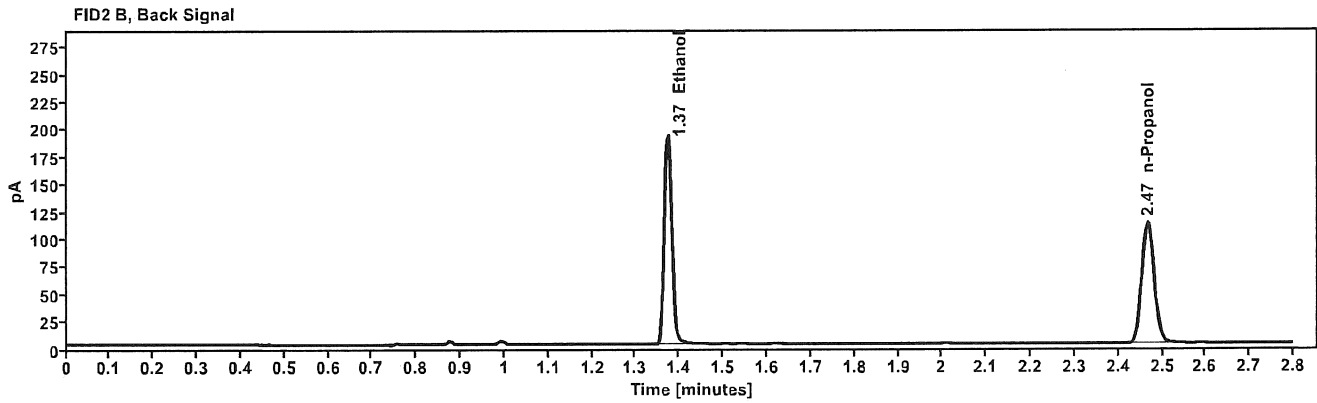
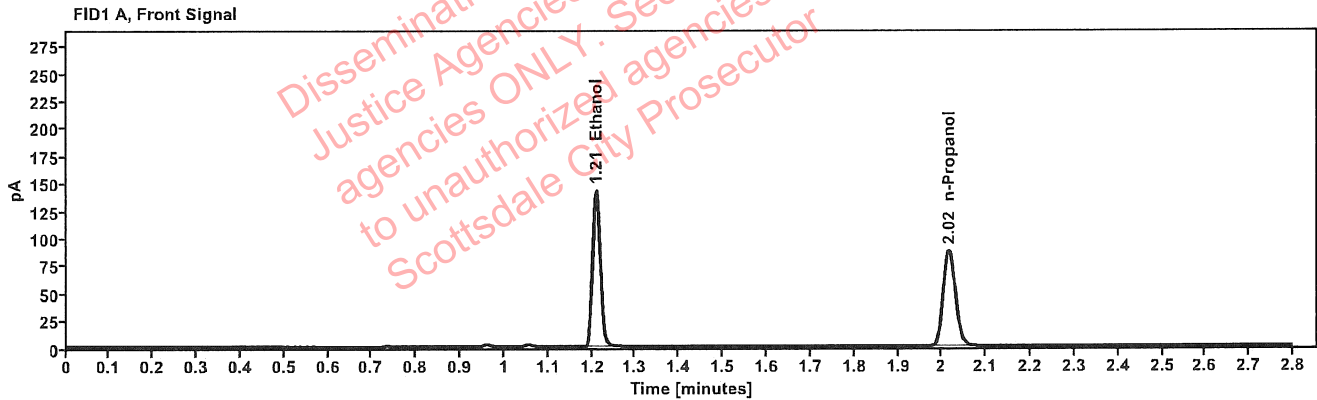


Table 1: FID 1 A (column DB-ALC1)

Compound	Amount (g/100mL)	Time (min)	Peak Area
>Ethanol	0.2827	1.210	180.973
n-Propanol	---	2.016	173.281

Table 2: FID 2 B (column DB-ALC2)

Compound	Time (min)	Peak Area
Ethanol	1.374	232.713
n-Propanol	2.467	222.149



### Scottsdale Police Department Crime Lab Volatiles Analysis

Sample:	1428649	Vial:	55
Description:	[REDACTED]	LIMS ID:	[REDACTED]
Method:	ethanol quant.M	Sequence:	06Jul22
Instrument:	US14173023 CN14160045	Injection date:	7/6/2022 7:11:26 PM
Data file:	C:\Chem32\1\Data\06Jul22\55.D	Analyst:	Abbott

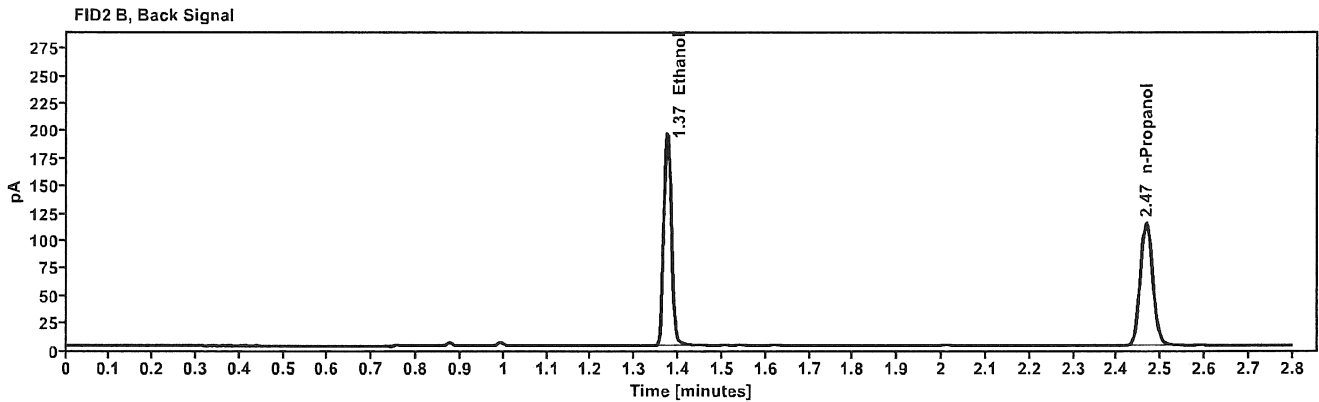
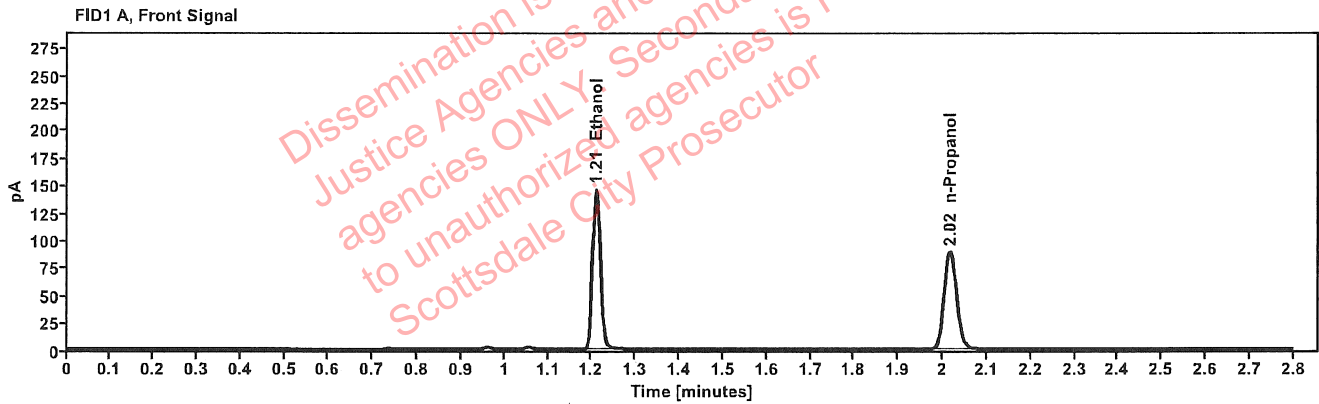


Table 1: FID 1 A (column DB-ALC1)

Compound	Amount (g/100mL)	Time (min)	Peak Area
>Ethanol	0.2841	1.210	184.858
n-Propanol	-----	2.016	176.121

Table 2: FID 2 B (column DB-ALC2)

Compound	Time (min)	Peak Area
Ethanol	1.374	237.270
n-Propanol	2.467	225.648

Abbott, Lori - (07-Jul-2022)

Case: User: LAbbott 7/7/2022

### Scottsdale Police Department Crime Lab Volatiles Analysis

Sample:	1428557	Vial:	56
Description:		LIMS ID:	
Method:	ethanol quant.M	Sequence:	06Jul22
Instrument:	US14173023 CN14160045	Injection date:	7/6/2022 7:15:26 PM
Data file:	C:\Chem32\1\Data\06Jul22\56.D	Analyst:	Abbott

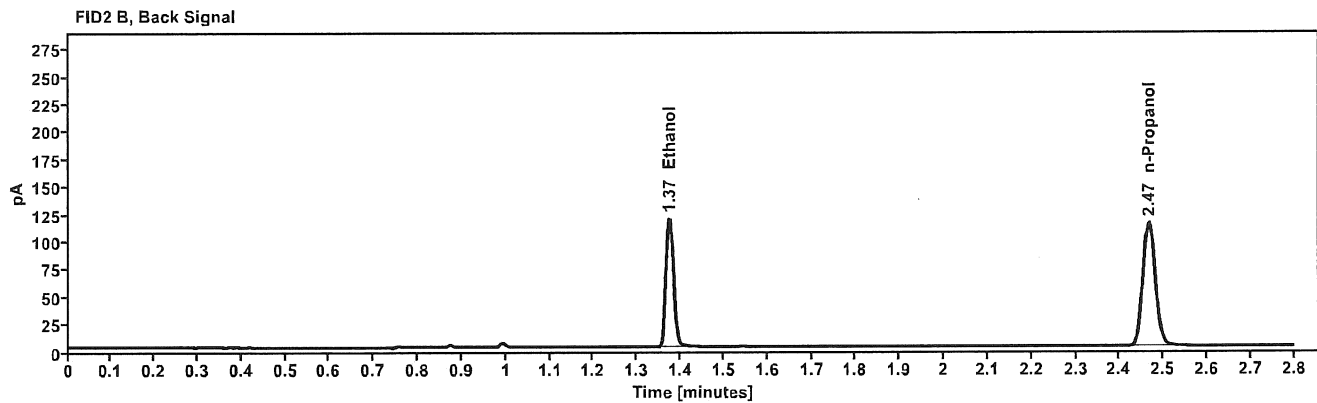
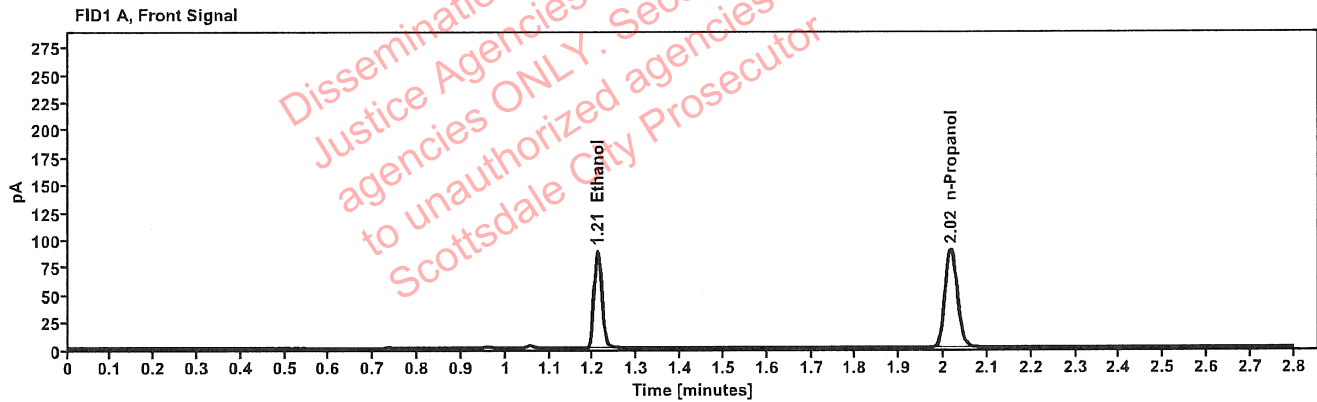


Table 1: FID 1 A (column DB-ALC1)

Compound	Amount (g/100mL)	Time (min)	Peak Area
>Ethanol	0.1711	1.210	112.145
n-Propanol	-----	2.016	178.041

Table 2: FID 2 B (column DB-ALC2)

Compound	Time (min)	Peak Area
Ethanol	1.374	142.690
n-Propanol	2.467	226.254

### Scottsdale Police Department Crime Lab Volatiles Analysis

Sample:	1428557	Vial:	57
Description:		LIMS ID:	
Method:	ethanol quant.M	Sequence:	06Jul22
Instrument:	US14173023 CN14160045	Injection date:	7/6/2022 7:19:26 PM
Data file:	C:\Chem32\1\Data\06Jul22\57.D	Analyst:	Abbott

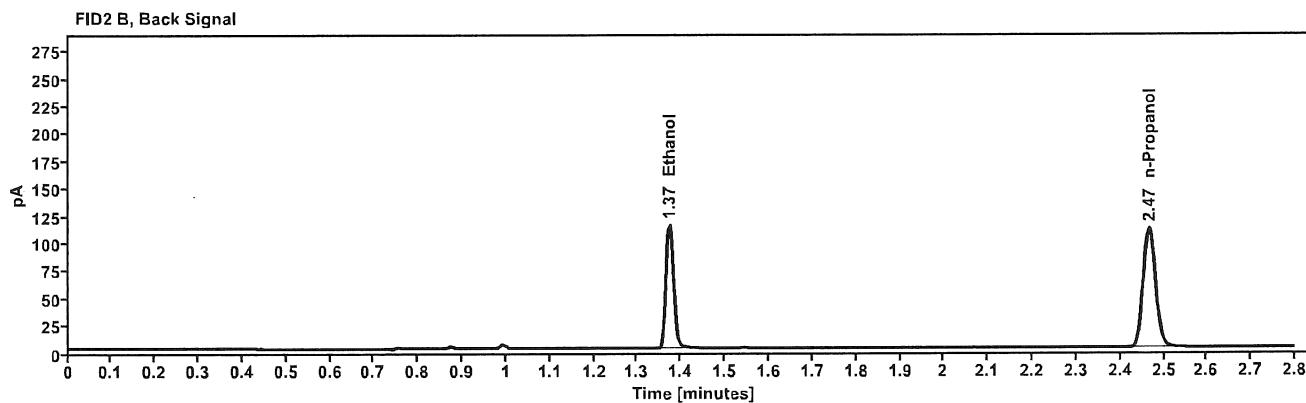
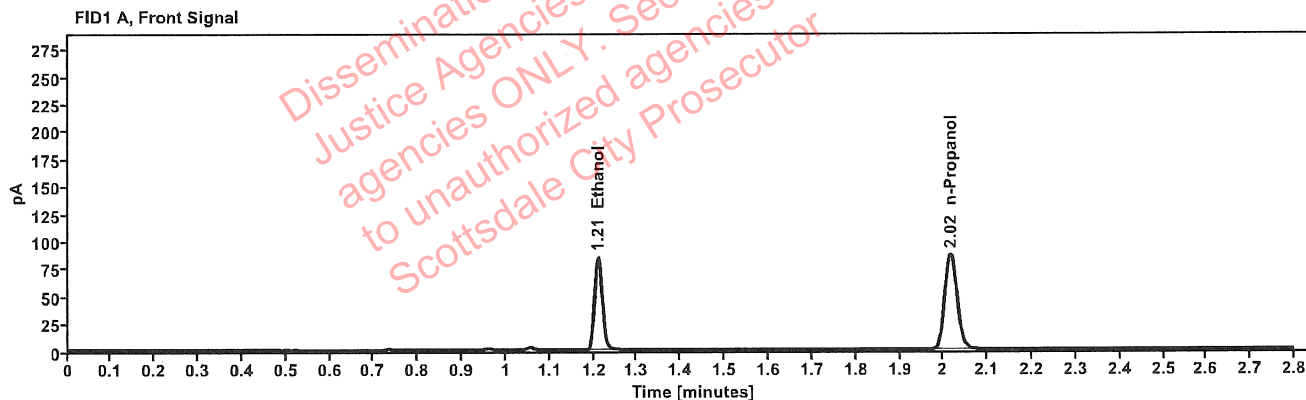


Table 1: FID 1 A (column DB-ALC1)

Compound	Amount (g/100mL)	Time (min)	Peak Area
>Ethanol	0.1698	1.210	107.654
n-Propanol	----	2.016	172.247

Table 2: FID 2 B (column DB-ALC2)

Compound	Time (min)	Peak Area
Ethanol	1.374	137.016
n-Propanol	2.466	219.003

### Scottsdale Police Department Crime Lab Volatiles Analysis

Sample:	1428102	Vial:	58
Description:	[REDACTED]	LIMS ID:	[REDACTED]
Method:	ethanol quant.M	Sequence:	06Jul22
Instrument:	US14173023 CN14160045	Injection date:	7/6/2022 7:23:26 PM
Data file:	C:\Chem32\1\Data\06Jul22\58.D	Analyst:	Abbott

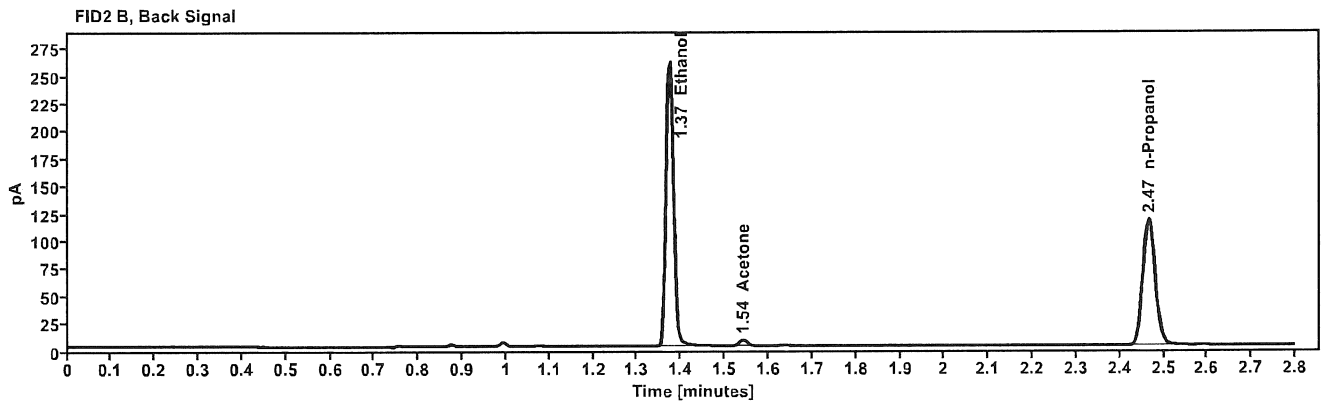
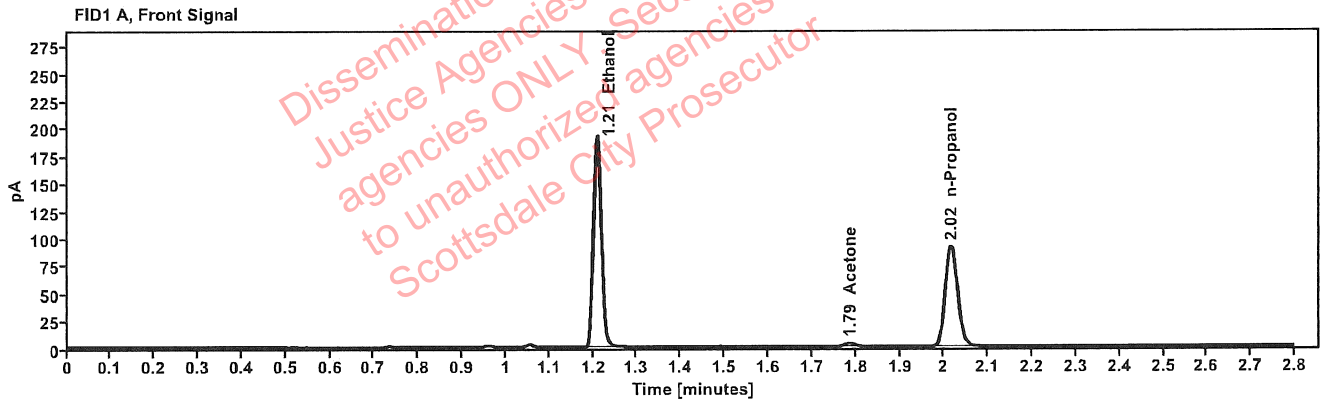


Table 1: FID 1 A (column DB-ALC1)

Compound	Amount (g/100mL)	Time (min)	Peak Area
>Ethanol	0.3644	1.209	245.071
Acetone	-----	1.787	5.403
n-Propanol	-----	2.016	181.807

Table 2: FID 2 B (column DB-ALC2)

Compound	Time (min)	Peak Area
Ethanol	1.373	313.308
Acetone	1.542	6.681
n-Propanol	2.466	232.172

### Scottsdale Police Department Crime Lab Volatiles Analysis

Sample:	1428102	Vial:	59
Description:	[REDACTED]	LIMS ID:	[REDACTED]
Method:	ethanol quant.M	Sequence:	06Jul22
Instrument:	US14173023 CN14160045	Injection date:	7/6/2022 7:27:26 PM
Data file:	C:\Chem32\1\Data\06Jul22\59.D	Analyst:	Abbott

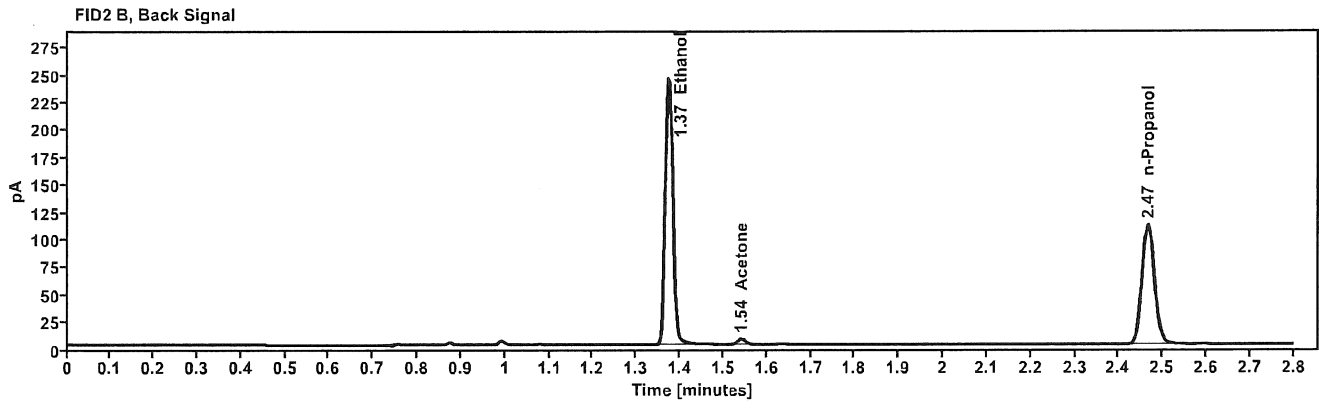
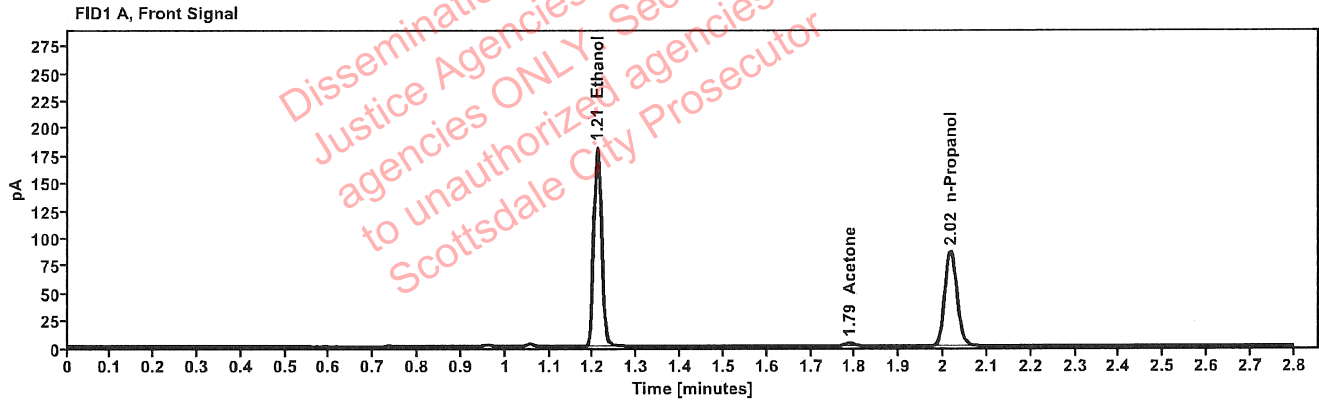


Table 1: FID 1 A (column DB-ALC1)

Compound	Amount (g/100mL)	Time (min)	Peak Area
>Ethanol	0.3622	1.209	230.513
Acetone	-----	1.788	5.240
n-Propanol	-----	2.016	172.022

Table 2: FID 2 B (column DB-ALC2)

Compound	Time (min)	Peak Area
Ethanol	1.374	294.599
Acetone	1.542	6.448
n-Propanol	2.467	219.767

### Scottsdale Police Department Crime Lab Volatiles Analysis

Sample:	1428729	Vial:	60
Description:	[REDACTED]	LIMS ID:	[REDACTED]
Method:	ethanol quant.M	Sequence:	06Jul22
Instrument:	US14173023 CN14160045	Injection date:	7/6/2022 7:31:26 PM
Data file:	C:\Chem32\1\Data\06Jul22\60.D	Analyst:	Abbott

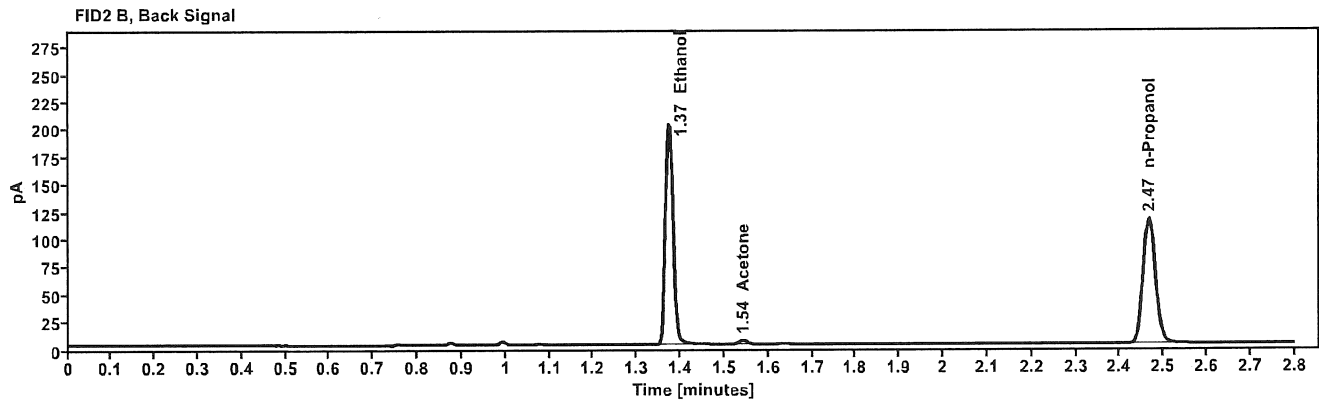
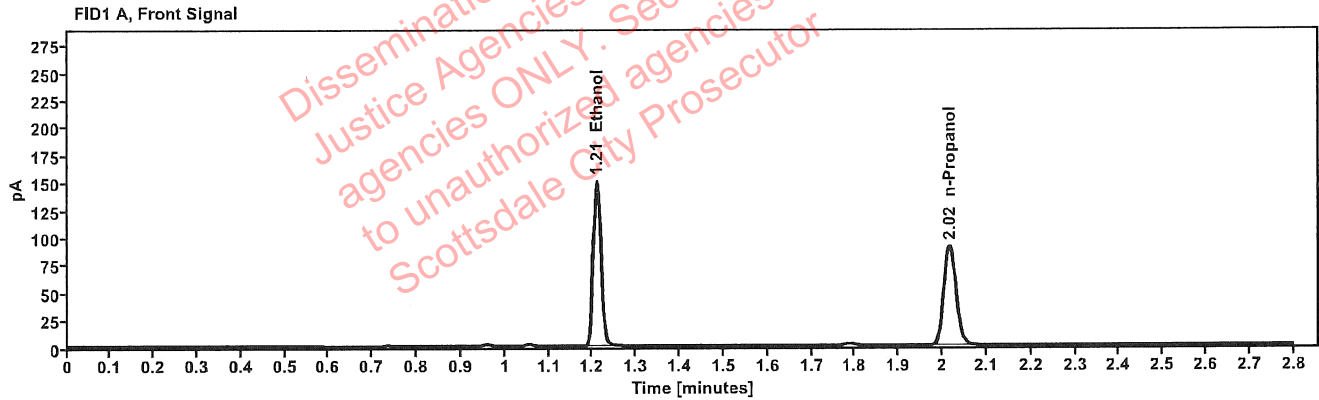


Table 1: FID 1 A (column DB-ALC1)

Compound	Amount (g/100mL)	Time (min)	Peak Area
>Ethanol	0.2870	1.210	191.066
n-Propanol	-----	2.016	180.140

Table 2: FID 2 B (column DB-ALC2)

Compound	Time (min)	Peak Area
Ethanol	1.374	244.069
Acetone	1.542	4.576
n-Propanol	2.467	228.960

[REDACTED]: Abbott, Lori - (07-Jul-2022)

Case: [REDACTED] User: LAbbott 7/7/2022

### Scottsdale Police Department Crime Lab Volatiles Analysis

Sample:	1428729	Vial:	61
Description:	[REDACTED]	LIMS ID:	[REDACTED]
Method:	ethanol quant.M	Sequence:	06Jul22
Instrument:	US14173023 CN14160045	Injection date:	7/6/2022 7:35:40 PM
Data file:	C:\Chem32\1\Data\06Jul22\61.D	Analyst:	Abbott

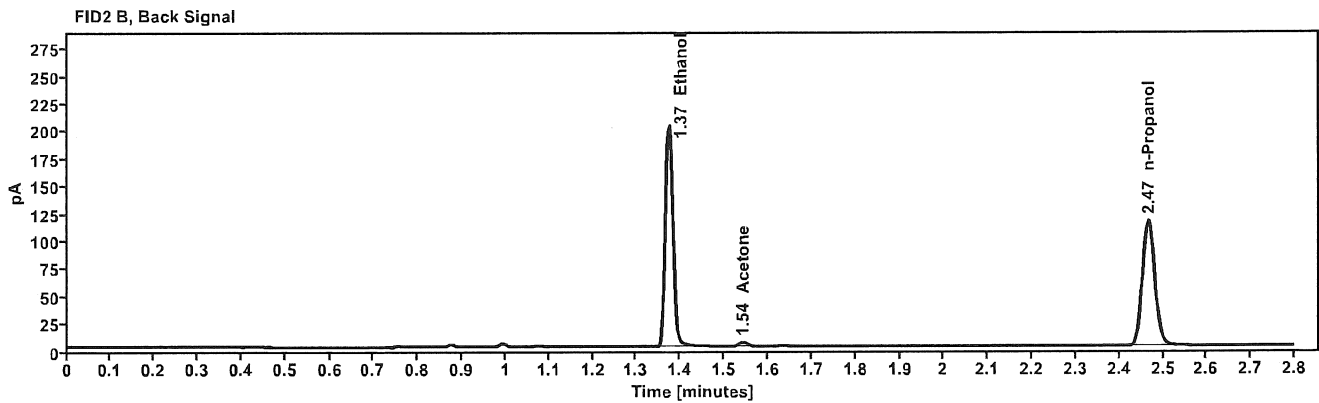
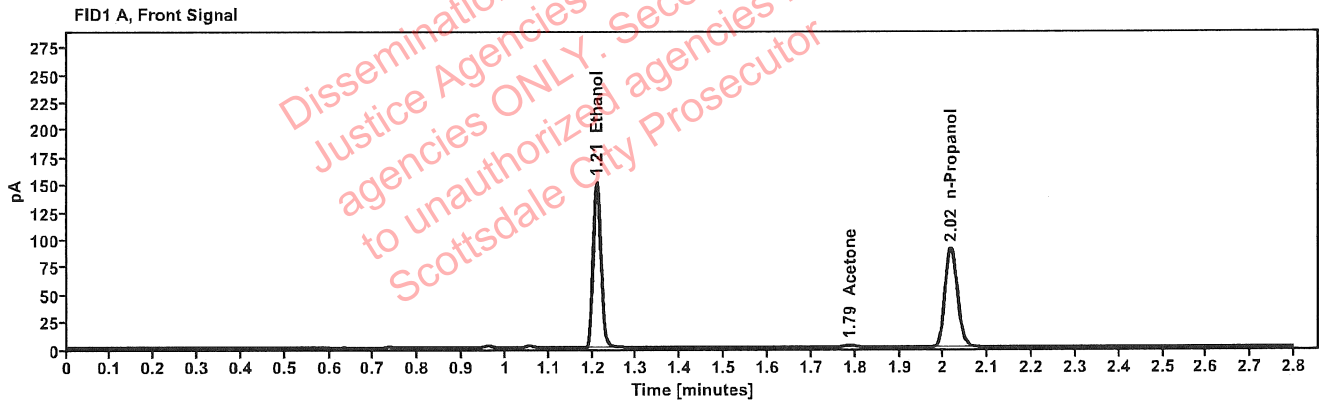


Table 1: FID 1 A (column DB-ALC1)

Compound	Amount (g/100mL)	Time (min)	Peak Area
>Ethanol	0.2882	1.210	191.839
Acetone	-----	1.788	3.782
n-Propanol	-----	2.016	180.128

Table 2: FID 2 B (column DB-ALC2)

Compound	Time (min)	Peak Area
Ethanol	1.374	244.996
Acetone	1.543	4.622
n-Propanol	2.467	228.702

### Scottsdale Police Department Crime Lab Volatiles Analysis

Sample:	1425366	Vial:	62
Description:	[REDACTED]	LIMS ID:	[REDACTED]
Method:	ethanol quant.M	Sequence:	06Jul22
Instrument:	US14173023 CN14160045	Injection date:	7/6/2022 7:39:40 PM
Data file:	C:\Chem32\1\Data\06Jul22\62.D	Analyst:	Abbott

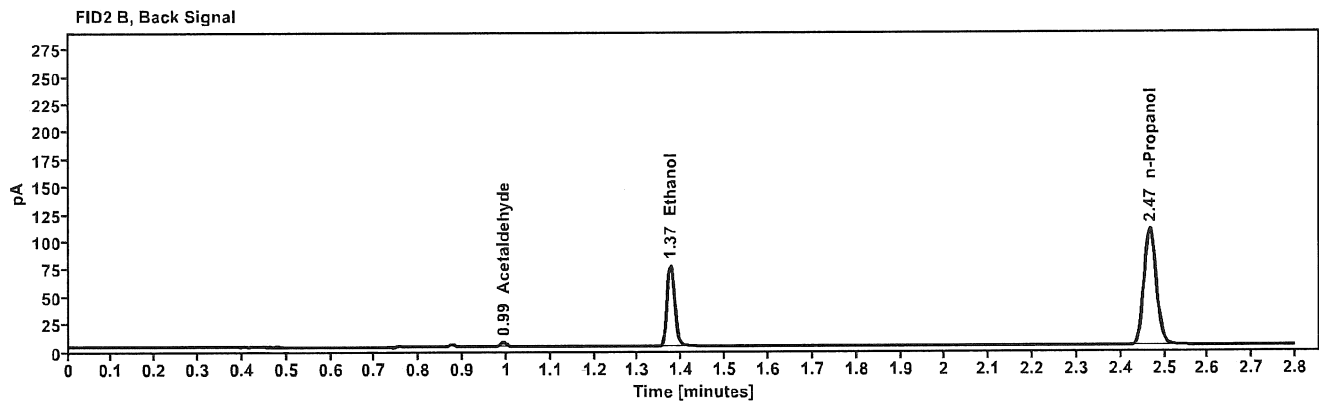
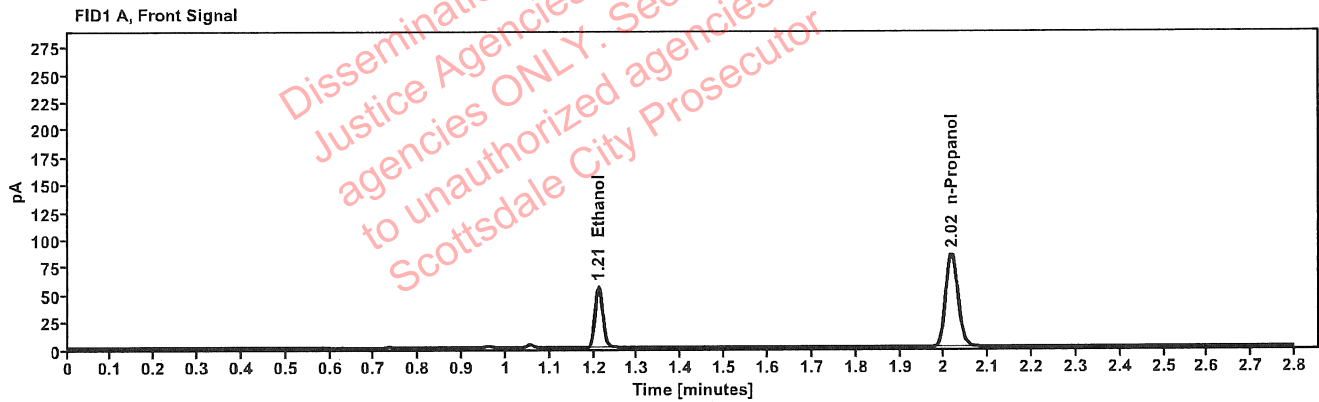


Table 1: FID 1 A (column DB-ALC1)

Compound	Amount (g/100mL)	Time (min)	Peak Area
>Ethanol	0.1155	1.211	71.324
n-Propanol	-----	2.016	168.471

Table 2: FID 2 B (column DB-ALC2)

Compound	Time (min)	Peak Area
Acetaldehyde	0.993	4.109
Ethanol	1.374	90.603
n-Propanol	2.467	214.517



### Scottsdale Police Department Crime Lab Volatiles Analysis

Sample:	1425366	Vial:	63
Description:	[REDACTED]	LIMS ID:	[REDACTED]
Method:	ethanol quant.M	Sequence:	06Jul22
Instrument:	US14173023 CN14160045	Injection date:	7/6/2022 7:43:41 PM
Data file:	C:\Chem32\1\Data\06Jul22\63.D	Analyst:	Abbott

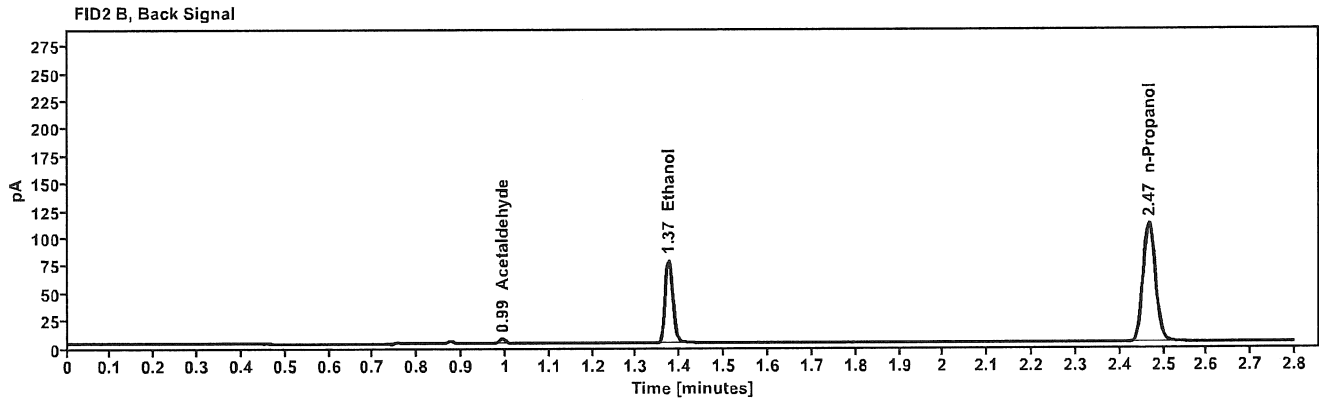
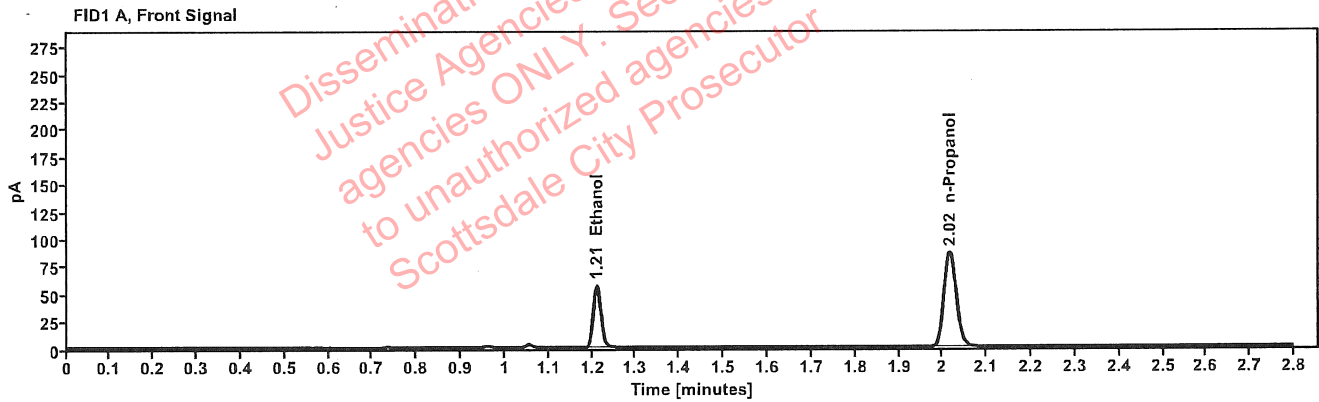


Table 1: FID 1 A (column DB-ALC1)

Compound	Amount (g/100mL)	Time (min)	Peak Area
>Ethanol	0.1155	1.211	72.430
n-Propanol	-----	2.016	171.012

Table 2: FID 2 B (column DB-ALC2)

Compound	Time (min)	Peak Area
Acetaldehyde	0.993	4.064
Ethanol	1.374	91.850
n-Propanol	2.467	217.884