

SCOTTSDALE POLICE DEPARTMENT CRIME LABORATORY BLOOD ALCOHOL FACE SHEET

ANALYSIS DATE 12/20/2022 SEQUENCE NAME 20Dec22

EQUIPMENT

Pipettor Hamilton ML600EH7497 Hamilton ML600GJ10749
 Gas Chromatograph Agilent US14173023

INSTRUMENT CALIBRATION

Vial 1 0.02 calibrator Lot FN10051909 Coefficient of determination (r²)
 Vial 2 0.10 calibrator Lot FN05311902 0.99999
 Vial 3 0.20 calibrator Lot FN02052101
 Vial 4 0.40 calibrator Lot FN03052102

CALIBRATION VERIFICATION AND RESOLUTION TEST

Vial	Sample	Expected result	Measured result	Manufacturer/lot
5	Blank	Not detected	Not detected	SPD lab 100722AQ
6	Volatiles mixture	6 compounds	6 compounds	SPD lab 050721MIX
7	Aqueous control	0.400 g/dL	0.400 g/dL	Lipomed 11092018-A
8	Aqueous control	0.040 g/dL	0.040 g/dL	Lipomed 14082019-B
9	Blood control	0.199 g/dL	0.206 g/dL	ACQ 4110320133/8
20	Aqueous control	0.080 g/dL	0.081 g/dL	Lipomed 20012020-B
31	Blood control	0.199 g/dL	0.205 g/dL	ACQ 4110320133/8
42	Aqueous control	0.080 g/dL	0.082 g/dL	Lipomed 20012020-B
53	Aqueous control	0.400 g/dL	0.402 g/dL	Lipomed 11092018-A
54	Aqueous control	0.040 g/dL	0.041 g/dL	Lipomed 14082019-B
55	Blood control	0.199 g/dL	0.206 g/dL	ACQ 4110320133/8
56	Blank	Not detected	Not detected	SPD lab 101921WB

SUBJECT SAMPLES

Subjects in the sequence 20 Subjects requiring reanalysis 0

ADDITIONAL NOTES: All testing proceeded as expected.

Run valid
 Run invalid

Erika Canonico
 Analyst

Run valid
 Run invalid

Philip Beale
 Technical Reviewer

Scottsdale Police Department Crime Laboratory Sequence Quality Assurance Summary

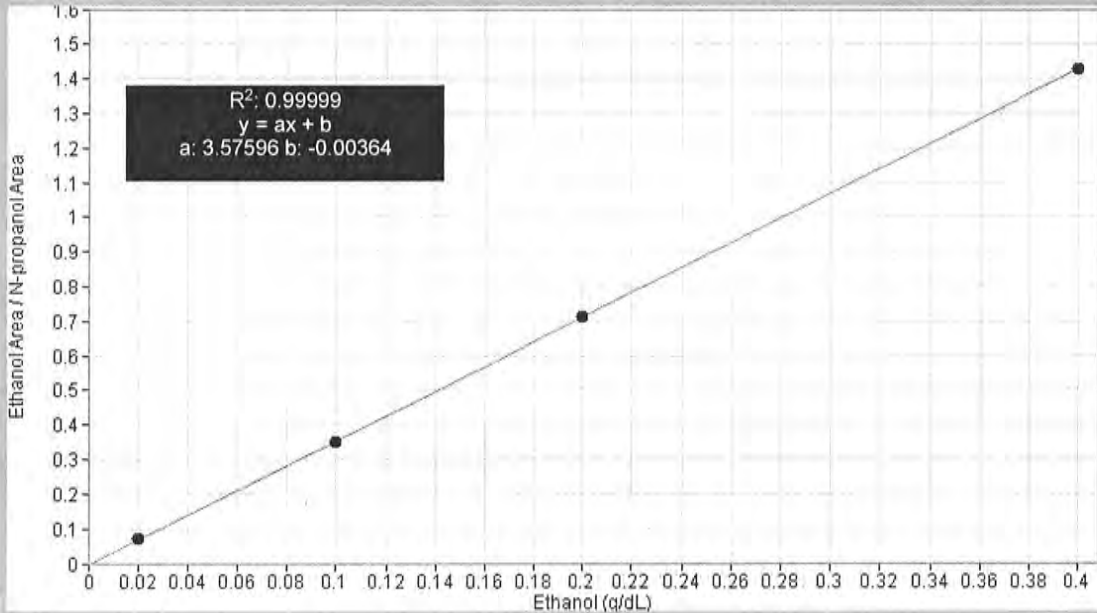
SEQUENCE NAME: 20Dec22

ANALYST: Canonico ee

Sample Name	Vial	Measured Value (g/dL)	Expected Value (g/dL)	Percent Difference	Absolute Difference (g/dL)
blank 100722AQ	5	negative	negative	-	-
0.400 11092018-A	7	0.400	0.400	0.00	0.000
0.040 14082019-B	8	0.040	0.040	0.00	0.000
0.199 4110320133/8	9	0.206	0.199	3.52	0.007
0.080 20012020-B	20	0.081	0.080	1.25	0.001
0.199 4110320133/8	31	0.205	0.199	3.02	0.006
0.080 20012020-B	42	0.082	0.080	2.50	0.002
0.400 11092018-A	53	0.402	0.400	0.50	0.002
0.040 14082019-B	54	0.041	0.040	2.50	0.001
0.199 4110320133/8	55	0.206	0.199	3.52	0.007
blank 101921WB	56	negative	negative	-	-

Calibrator	Ethanol Area	N-propanol Area	Ratio
0.020	11.582	166.344	0.070
0.100	58.709	166.702	0.352
0.200	120.424	169.400	0.711
0.400	242.149	169.640	1.427

Calibration Line



Scottsdale Police Department Crime Lab Volatiles Analysis

Sample: FN10051909	Vial: 1
Description: 0.020 calibrator	Sequence: 20Dec22
Method: ethanol quant.M	Injection date: 12/20/2022 12:39:18 PM
Instrument: US14173023 CN14160045	Analyst: Canonico EC
Data file: C:\Chem32\1\Data\20Dec22\1.D	

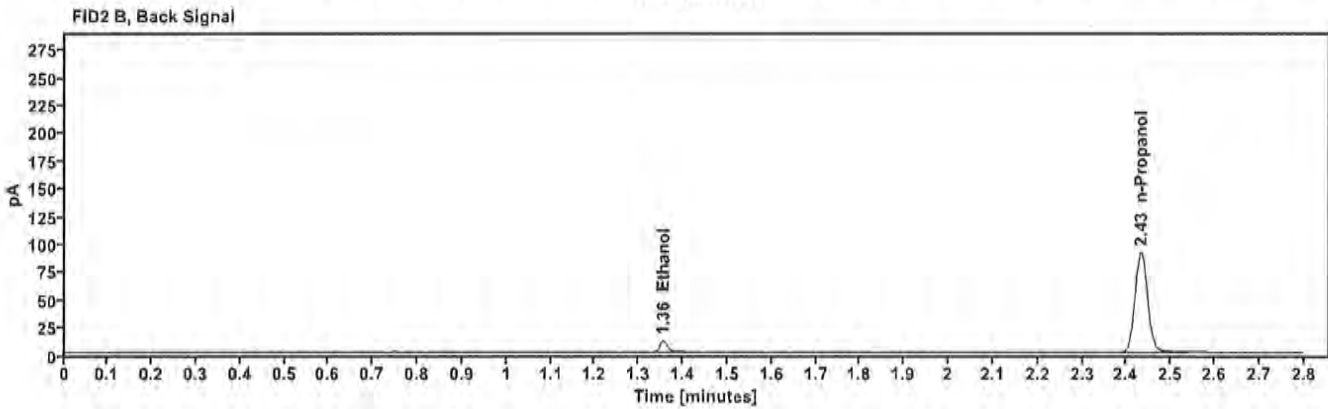
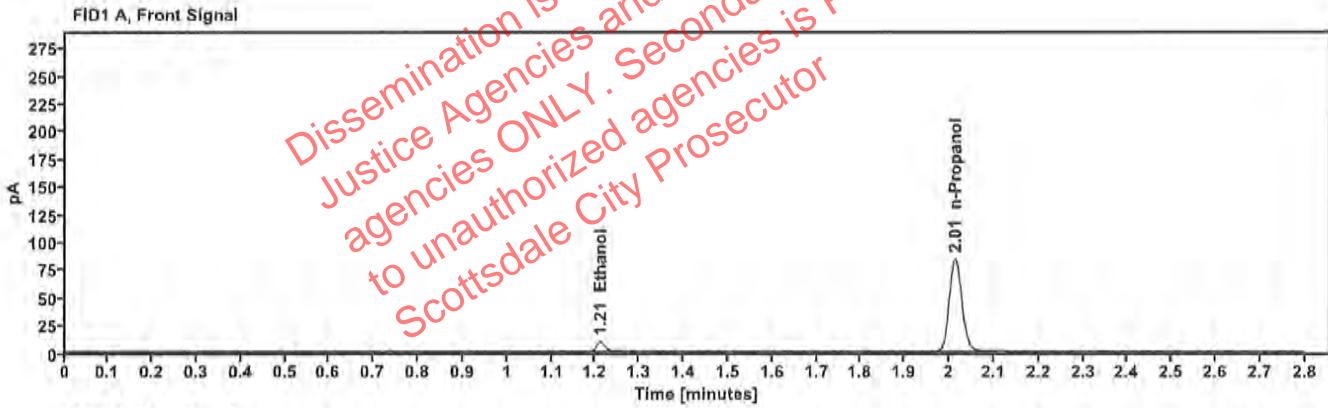


Table 1: FID 1 A (column DB-ALC1)

Compound	Time (min)	Peak Area
Ethanol	1.211	11.582
n-Propanol	2.014	166.344

Table 2: FID 2 B (column DB-ALC2)

Compound	Time (min)	Peak Area
Ethanol	1.356	12.504
n-Propanol	2.432	180.412

Scottsdale Police Department Crime Lab Volatiles Analysis

Sample:	FN05311902	Vial:	2
Description:	0.100 calibrator	Sequence:	20Dec22
Method:	ethanol quant.M	Injection date:	12/20/2022 12:43:18 PM
Instrument:	US14173023 CN14160045	Analyst:	Canonico <i>ec</i>
Data file:	C:\Chem32\1\Data\20Dec22\2.D		

Dissemination is restricted to Criminal Justice Agencies and authorized agencies ONLY. Secondary dissemination to unauthorized agencies is PROHIBITED. Scottsdale City Prosecutor

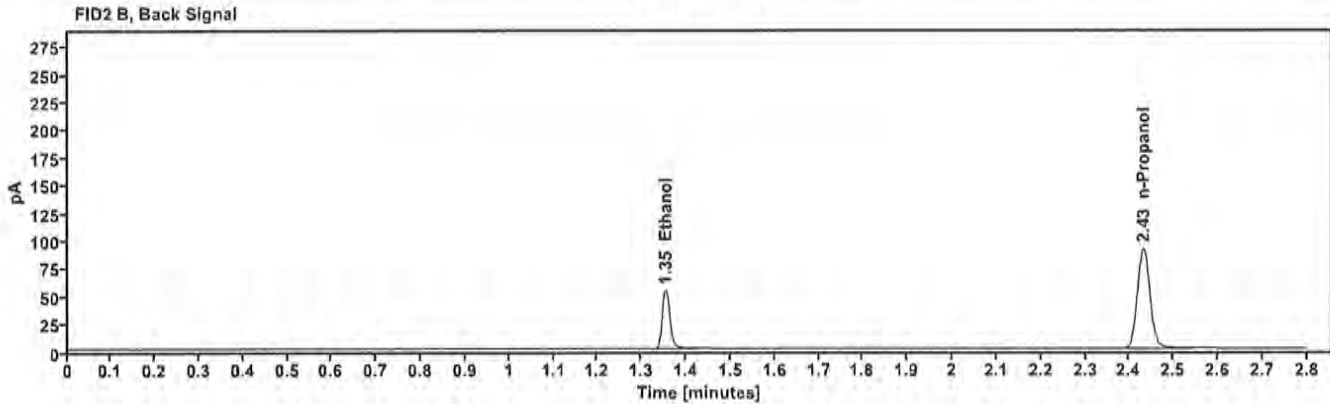
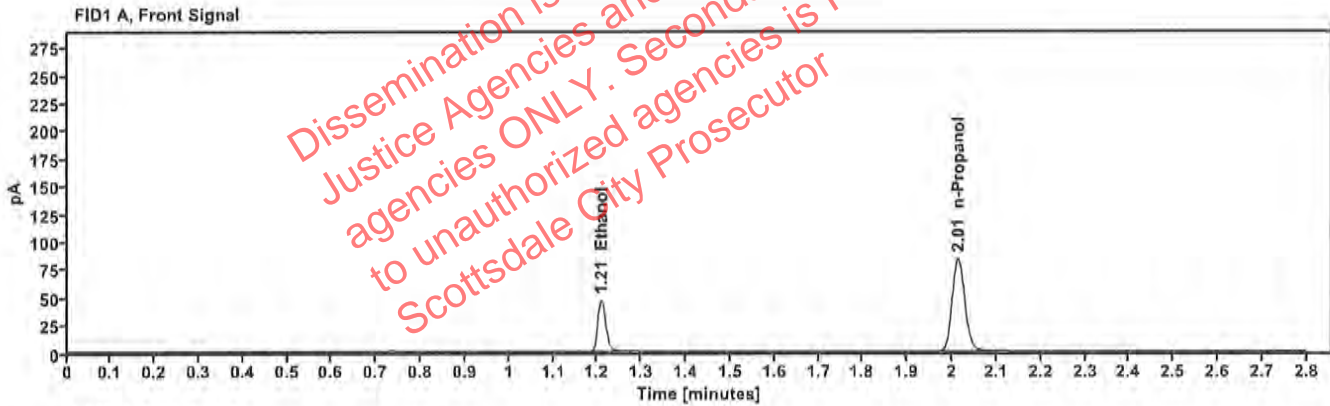


Table 1: FID 1 A (column DB-ALC1)

Compound	Time (min)	Peak Area
Ethanol	1.208	58.709
n-Propanol	2.013	166.702

Table 2: FID 2 B (column DB-ALC2)

Compound	Time (min)	Peak Area
Ethanol	1.354	63.950
n-Propanol	2.432	180.644

Scottsdale Police Department Crime Lab Volatiles Analysis

Sample: FN02052101	Vial: 3
Description: 0.200 calibrator	Sequence: 20Dec22
Method: ethanol quant.M	Injection date: 12/20/2022 12:47:18 PM
Instrument: US14173023 CN14160045	Analyst: Canonica SC
Data file: C:\Chem32\1\Data\20Dec22\3.D	

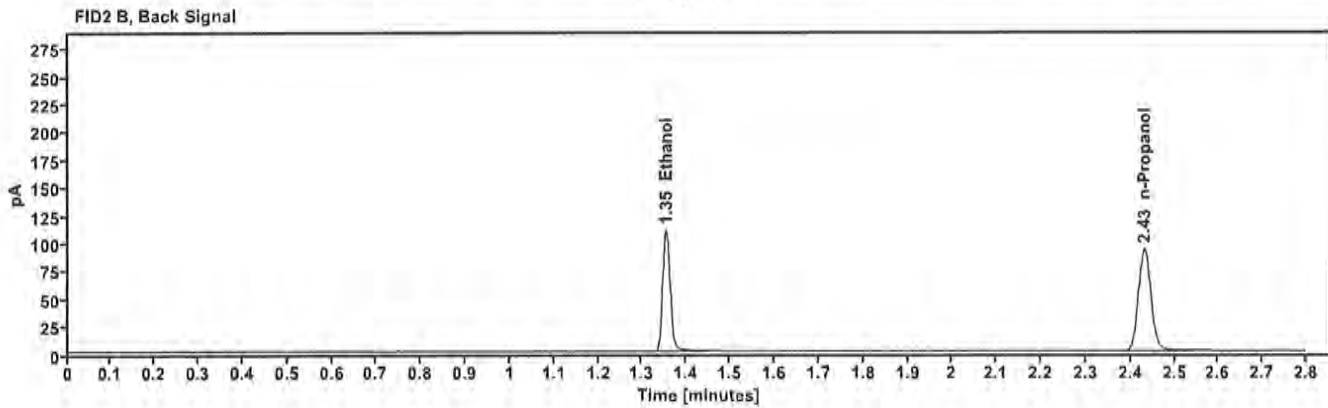
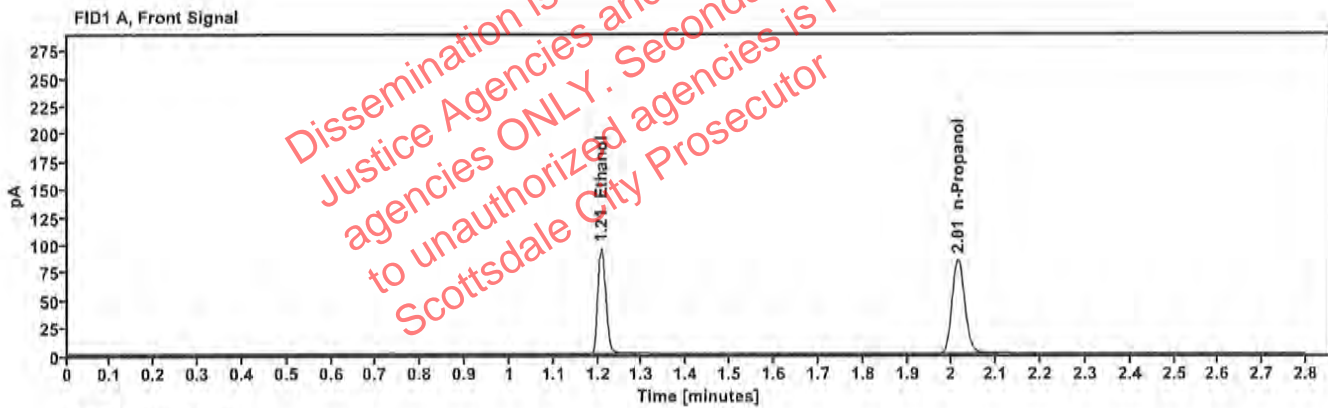


Table 1: FID 1 A (column DB-ALC1)

Compound	Time (min)	Peak Area
Ethanol	1.208	120.424
n-Propanol	2.014	169.400

Table 2: FID 2 B (column DB-ALC2)

Compound	Time (min)	Peak Area
Ethanol	1.353	131.747
n-Propanol	2.432	183.282

Scottsdale Police Department Crime Lab Volatiles Analysis

Sample:	FN03052102	Vial:	4
Description:	0.400 calibrator	Sequence:	20Dec22
Method:	ethanol quant.M	Injection date:	12/20/2022 12:51:17 PM
Instrument:	US14173023 CN14160045	Analyst:	Canonico ec
Data file:	C:\Chem32\1\Data\20Dec22\4.D		

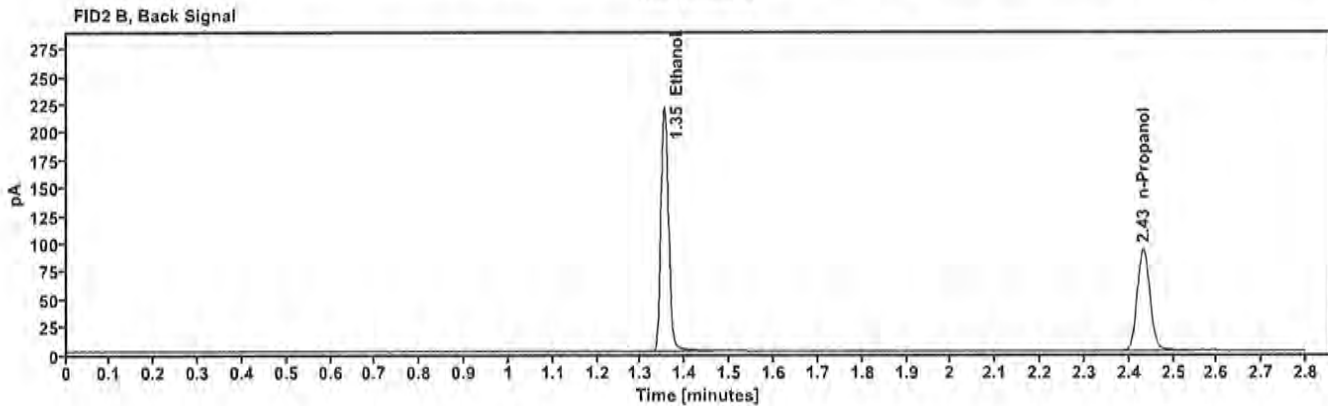
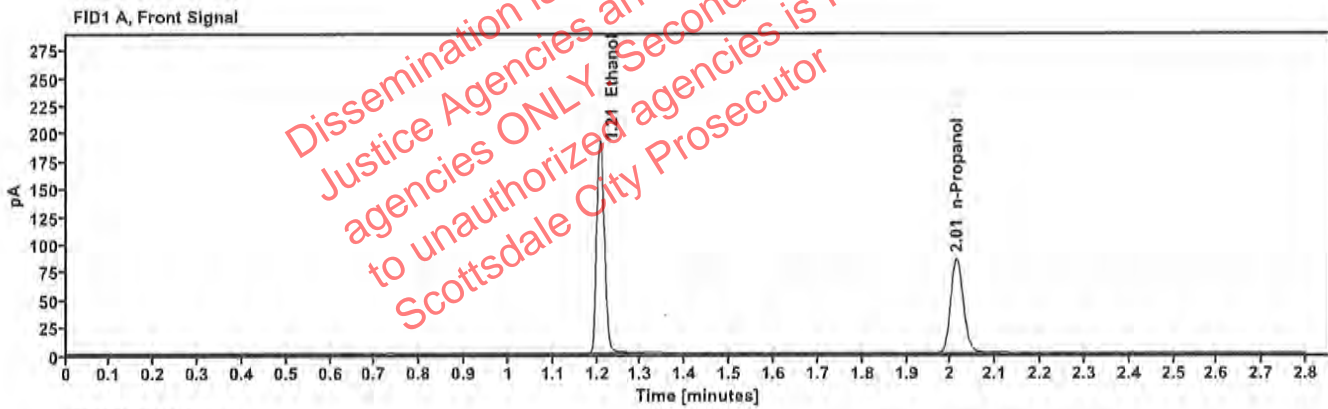


Table 1: FID 1 A (column DB-ALC1)

Compound	Time (min)	Peak Area
Ethanol	1.207	242.149
n-Propanol	2.013	169.640

Table 2: FID 2 B (column DB-ALC2)

Compound	Time (min)	Peak Area
Ethanol	1.353	265.548
n-Propanol	2.432	183.647

Scottsdale Police Department Crime Lab Volatiles Analysis

Sample:	100722AQ	Vial:	5
Description:	Negative	LIMS ID:	
Method:	ethanol quant.M	Sequence:	20Dec22
Instrument:	US14173023 CN14160045	Injection date:	12/20/2022 12:55:17 PM
Data file:	C:\Chem32\11\Data\20Dec22\5.D	Analyst:	Canonico 80

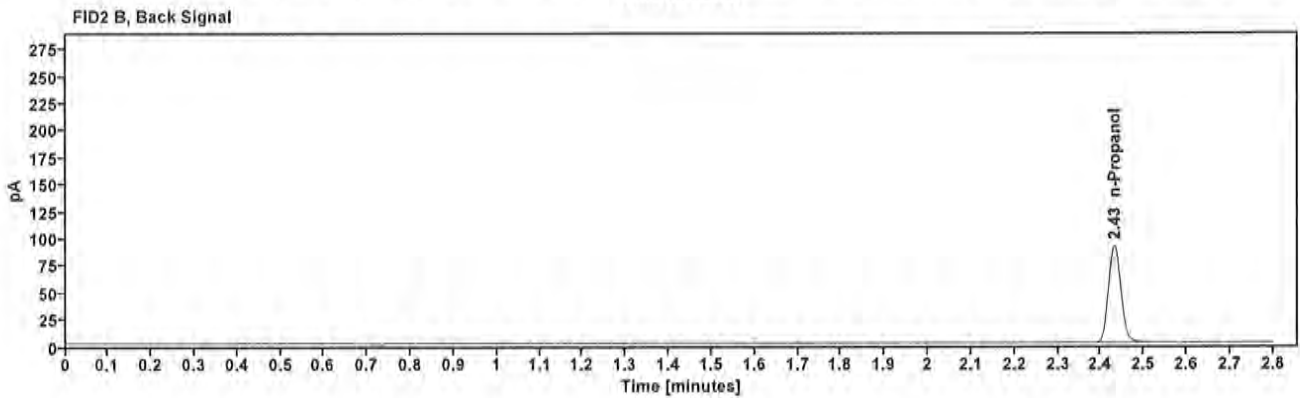
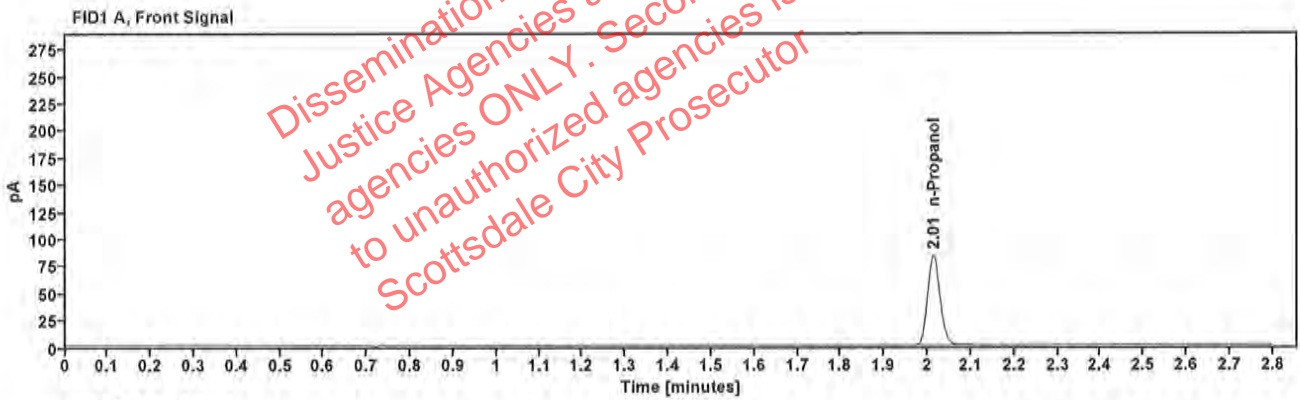


Table 1: FID 1 A (column DB-ALC1)

Compound	Amount (g/100mL)	Time (min)	Peak Area
n-Propanol	—	2.013	165.992

Table 2: FID 2 B (column DB-ALC2)

Compound	Time (min)	Peak Area
n-Propanol	2.432	179.627

Scottsdale Police Department Crime Lab Volatiles Analysis

Sample:	050721MIX	Vial:	6
Description:	Volatiles mix	LIMS ID:	
Method:	ethanol quant.M	Sequence:	20Dec22
Instrument:	US14173023 CN14160045	Injection date:	12/20/2022 12:59:18 PM
Data file:	C:\Chem32\1\Data\20Dec22\6.D	Analyst:	Canonico EC

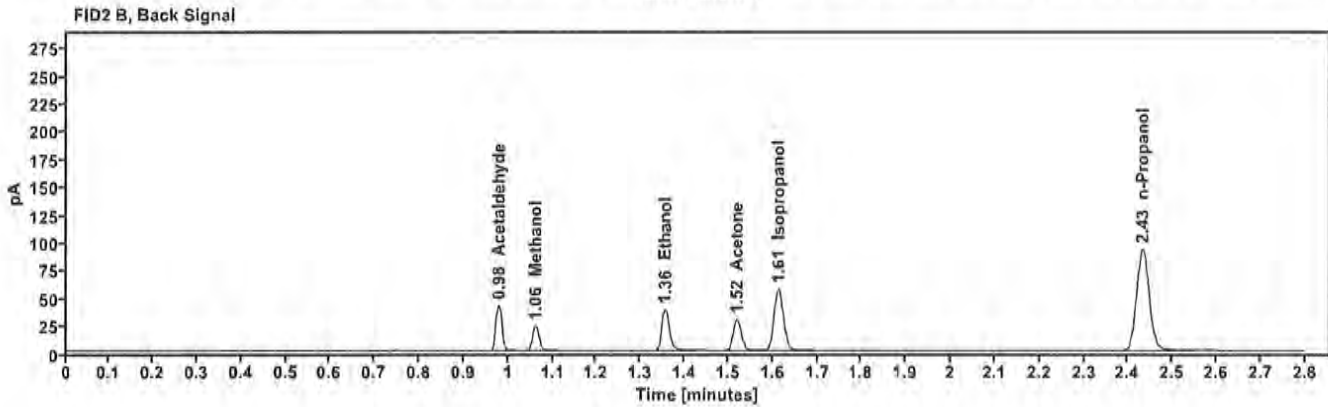
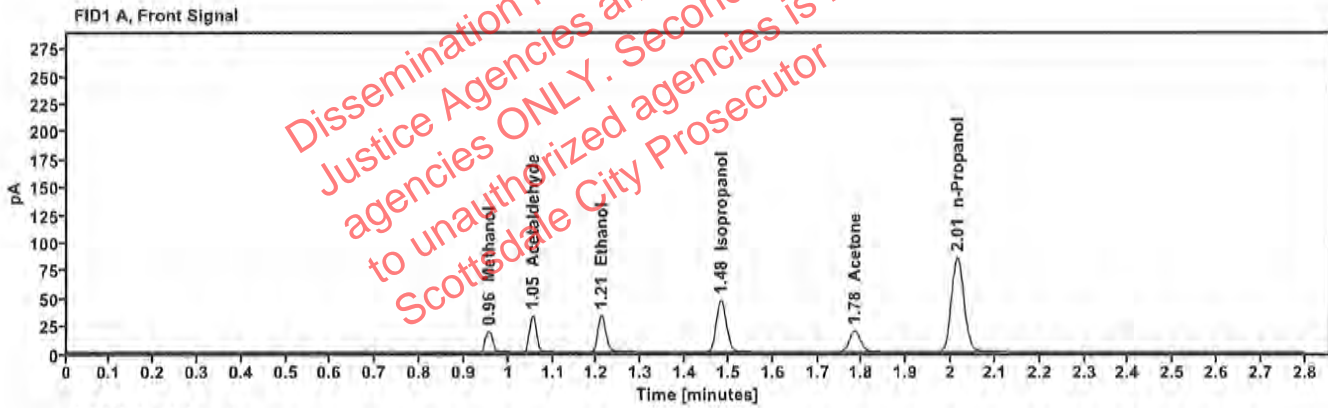


Table 1: FID 1 A (column DB-ALC1)

Compound	Amount (g/100mL)	Time (min)	Peak Area
Methanol	-----	0.956	21.189
Acetaldehyde	-----	1.054	35.715
>Ethanol	0.0700	1.210	41.829
Isopropanol	-----	1.483	74.899
Acetone	-----	1.783	33.412
n-Propanol	-----	2.014	169.474

Table 2: FID 2 B (column DB-ALC2)

Compound	Time (min)	Peak Area
Acetaldehyde	0.979	39.997
Methanol	1.061	23.368
Ethanol	1.356	45.416
Acetone	1.520	36.652
Isopropanol	1.613	82.815
n-Propanol	2.433	183.368

Scottsdale Police Department Crime Lab Volatiles Analysis

Sample:	11092018-A	Vial:	7
Description:	0.400	LIMS ID:	
Method:	ethanol quant.M	Sequence:	20Dec22
Instrument:	US14173023 CN14160045	Injection date:	12/20/2022 1:03:32 PM
Data file:	C:\Chem32\1\Data\20Dec22\7.D	Analyst:	Canonico <i>EC</i>

Dissemination is restricted to Criminal Justice Agencies and authorized agencies ONLY. Secondary dissemination to unauthorized agencies is PROHIBITED. Scottsdale City Prosecutor

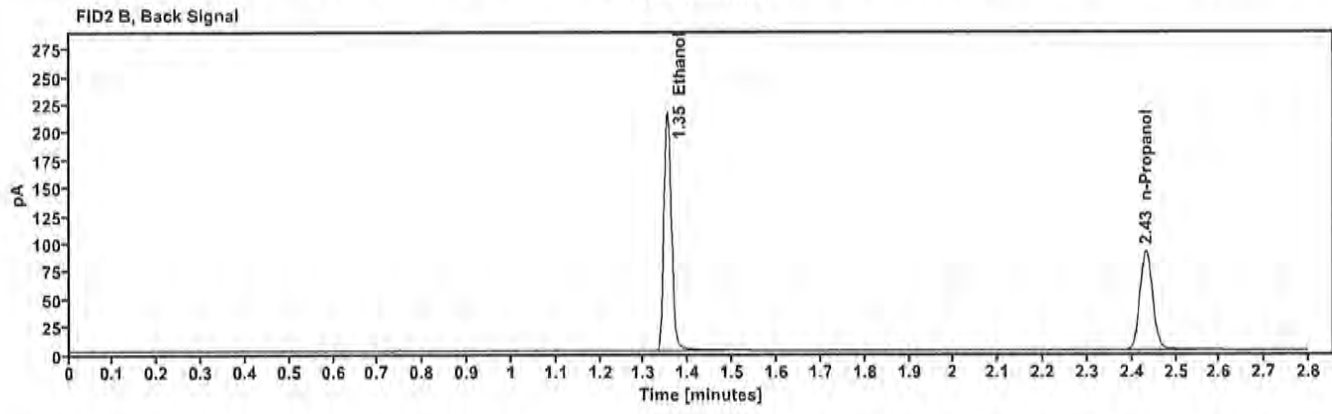
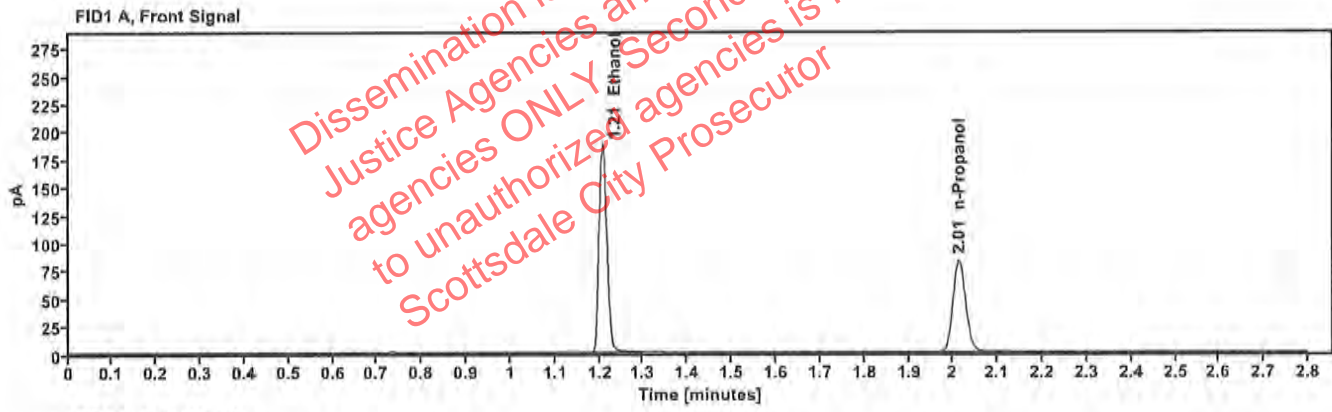


Table 1: FID 1 A (column DB-ALC1)

Compound	Amount (g/100mL)	Time (min)	Peak Area
>Ethanol	0.4004	1.207	236.371
n-Propanol	-----	2.013	165.520

Table 2: FID 2 B (column DB-ALC2)

Compound	Time (min)	Peak Area
Ethanol	1.353	259.598
n-Propanol	2.431	179.171

Scottsdale Police Department Crime Lab Volatiles Analysis

Sample:	14082019-B	Vial:	8
Description:	0.040	LIMS ID:	
Method:	ethanol quant.M	Sequence:	20Dec22
Instrument:	US14173023 CN14160045	Injection date:	12/20/2022 1:07:32 PM
Data file:	C:\Chem32\11\Data\20Dec22\8.D	Analyst:	Canonico <i>EC</i>

Dissemination is restricted to Criminal Justice Agencies and authorized agencies ONLY. Secondary dissemination to unauthorized agencies is PROHIBITED.
 Scottsdale City Prosecutor

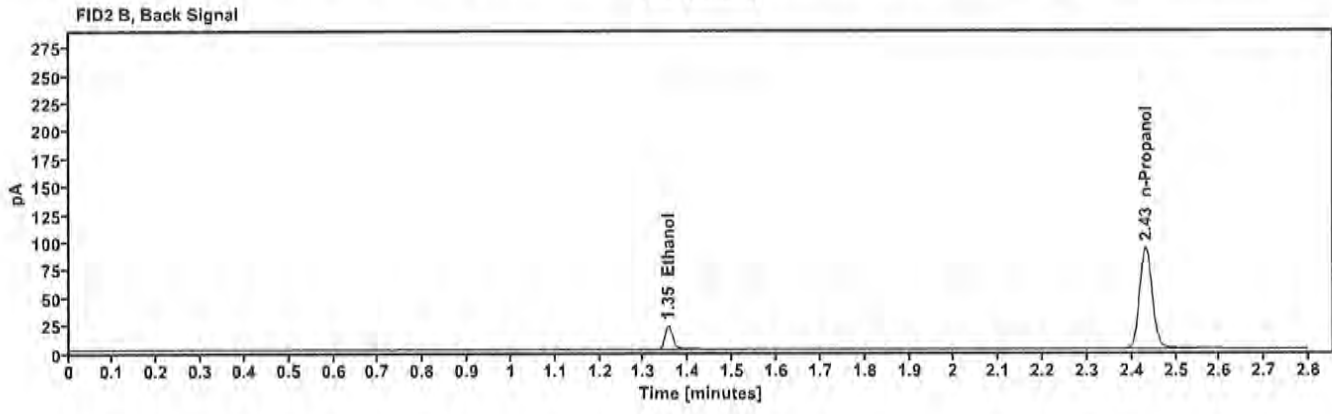
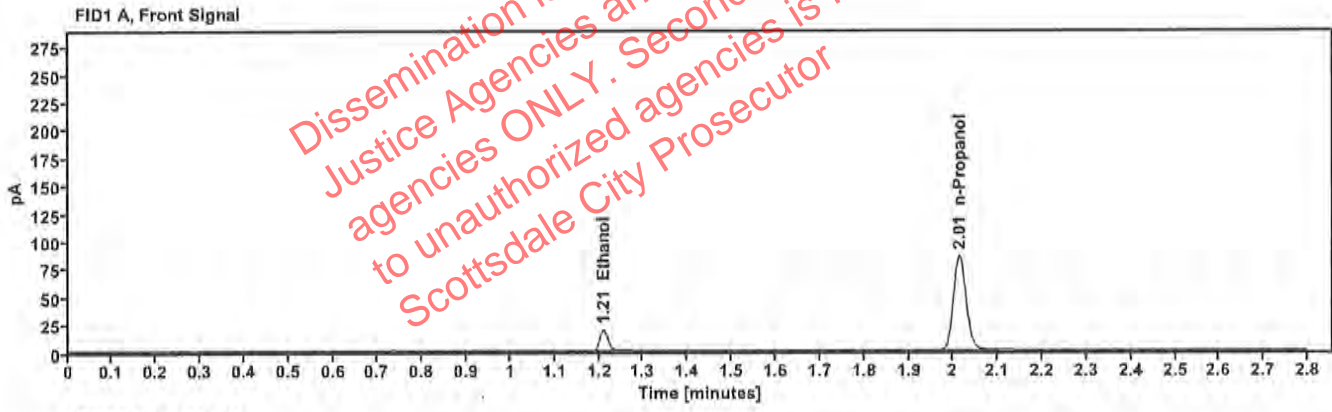


Table 1: FID 1 A (column DB-ALC1)

Compound	Amount (g/100mL)	Time (min)	Peak Area
>Ethanol	0.0407	1.210	24.123
n-Propanol	---	2.014	169.802

Table 2: FID 2 B (column DB-ALC2)

Compound	Time (min)	Peak Area
Ethanol	1.355	26,175
n-Propanol	2.432	183,911

Scottsdale Police Department Crime Lab Volatiles Analysis

Sample:	4110320133/8	Vial:	9
Description:	0.199	LIMS ID:	
Method:	ethanol quant.M	Sequence:	20Dec22
Instrument:	US14173023 CN14160045	Injection date:	12/20/2022 1:11:32 PM
Data file:	C:\Chem32\1\Data\20Dec22\9.D	Analyst:	Canonico <i>ec</i>

Dissemination is restricted to Criminal Justice Agencies and authorized agencies ONLY. Secondary dissemination to unauthorized agencies is PROHIBITED. Scottsdale City Prosecutor

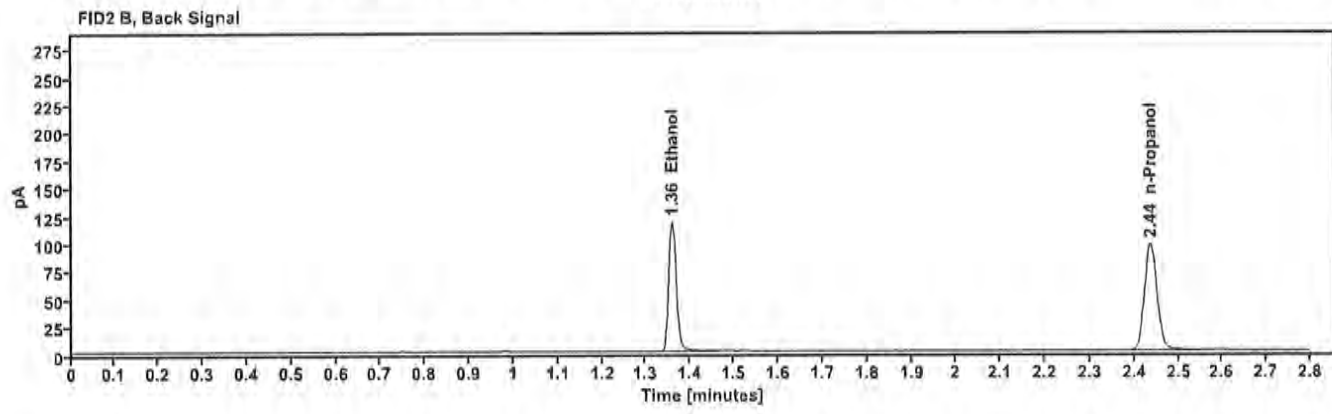
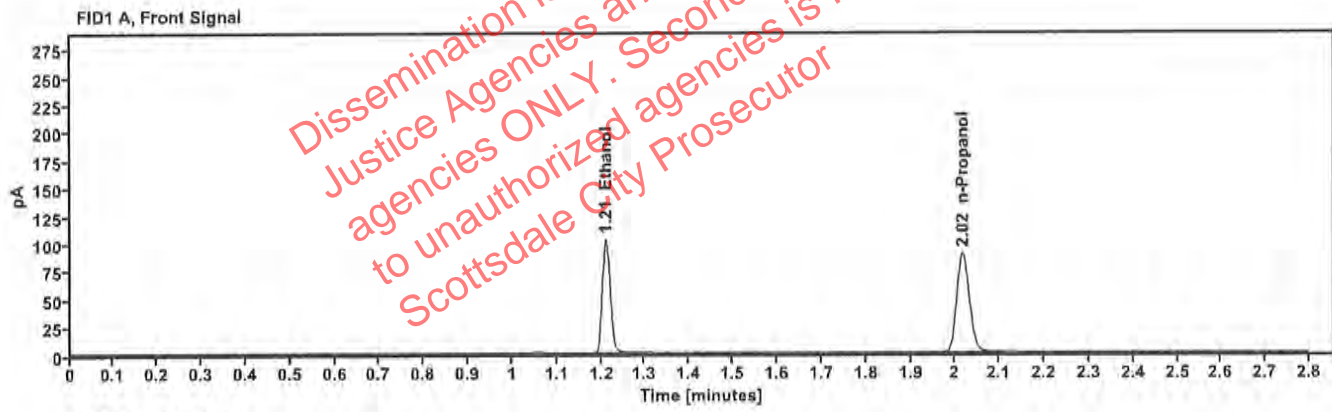


Table 1: FID 1 A (column DB-ALC1)

Compound	Amount (g/100mL)	Time (min)	Peak Area
>Ethanol	0.2067	1.211	130.714
n-Propanol	—	2.017	177.693

Table 2: FID 2 B (column DB-ALC2)

Compound	Time (min)	Peak Area
Ethanol	1.359	143.010
n-Propanol	2.437	192.206

Scottsdale Police Department Crime Lab Volatiles Analysis

Sample:	20012020-B	Vial:	20
Description:	0.080	LIMS ID:	
Method:	ethanol quant.M	Sequence:	20Dec22
Instrument:	US14173023 CN14160045	Injection date:	12/20/2022 1:56:02 PM
Data file:	C:\Chem32\1\Data\20Dec22\20.D	Analyst:	Canonico <i>EC</i>

Dissemination is restricted to Criminal Justice Agencies and authorized Non-CJ agencies ONLY. Secondary dissemination to unauthorized agencies is PROHIBITED.
 Scottsdale City Prosecutor

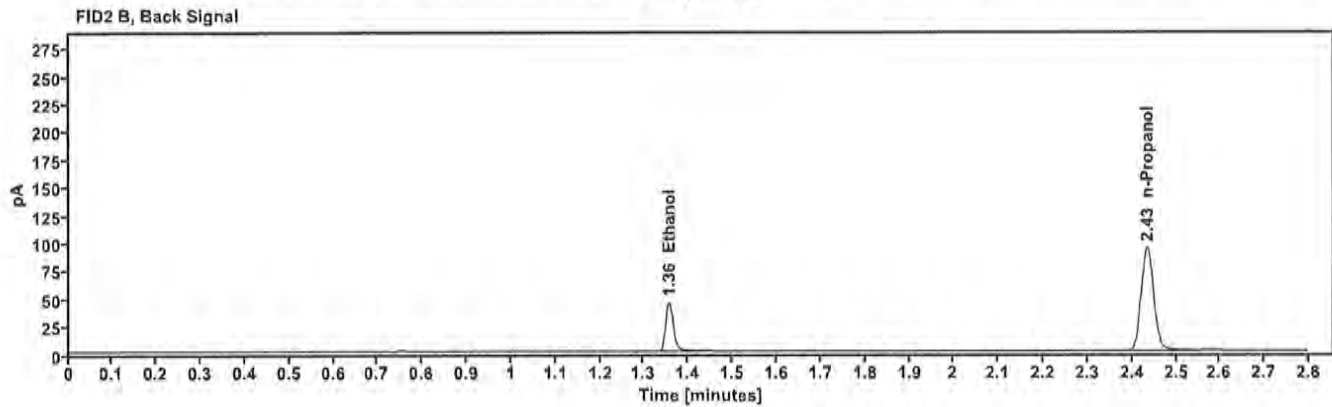
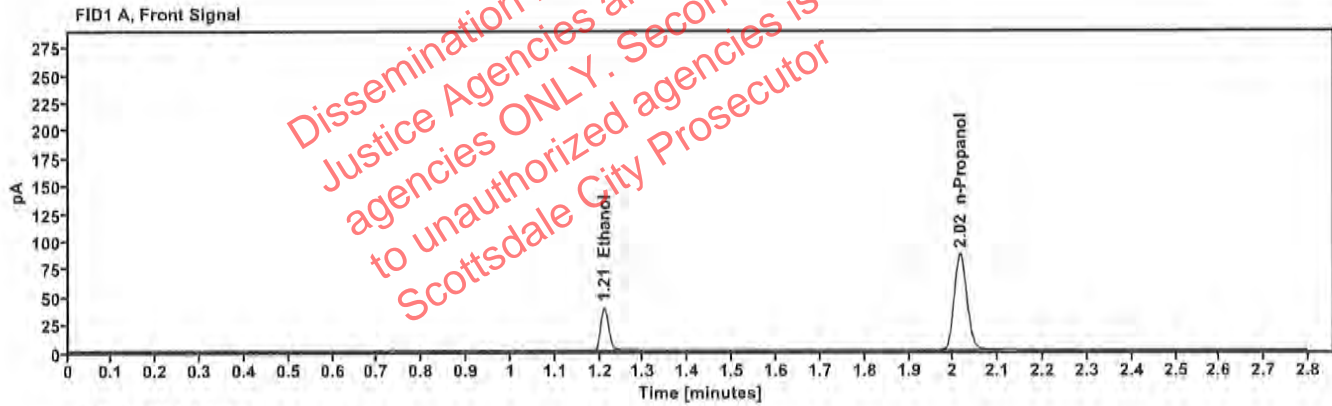


Table 1: FID 1 A (column DB-ALC1)

Compound	Amount (g/100mL)	Time (min)	Peak Area
>Ethanol	0.0819	1.210	49.758
n-Propanol	—	2.015	171.956

Table 2: FID 2 B (column DB-ALC2)

Compound	Time (min)	Peak Area
Ethanol	1.357	54.133
n-Propanol	2.434	185.919

Scottsdale Police Department Crime Lab Volatiles Analysis

Sample:	4110320133/8	Vial:	31
Description:	0.199	LIMS ID:	
Method:	ethanol quant.M	Sequence:	20Dec22
Instrument:	US14173023 CN14160045	Injection date:	12/20/2022 2:40:33 PM
Data file:	C:\Chem32\1\Data\20Dec22\31.D	Analyst:	Canonico

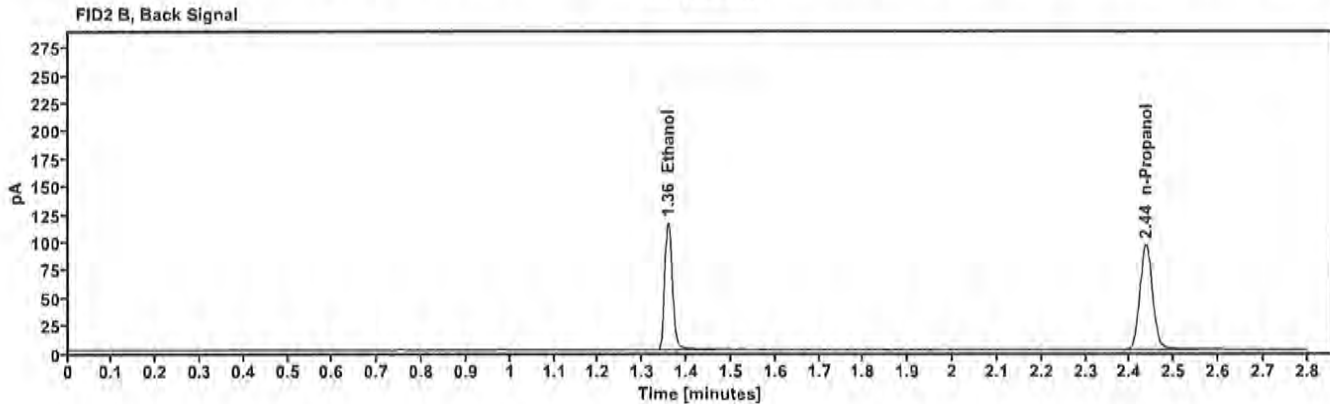
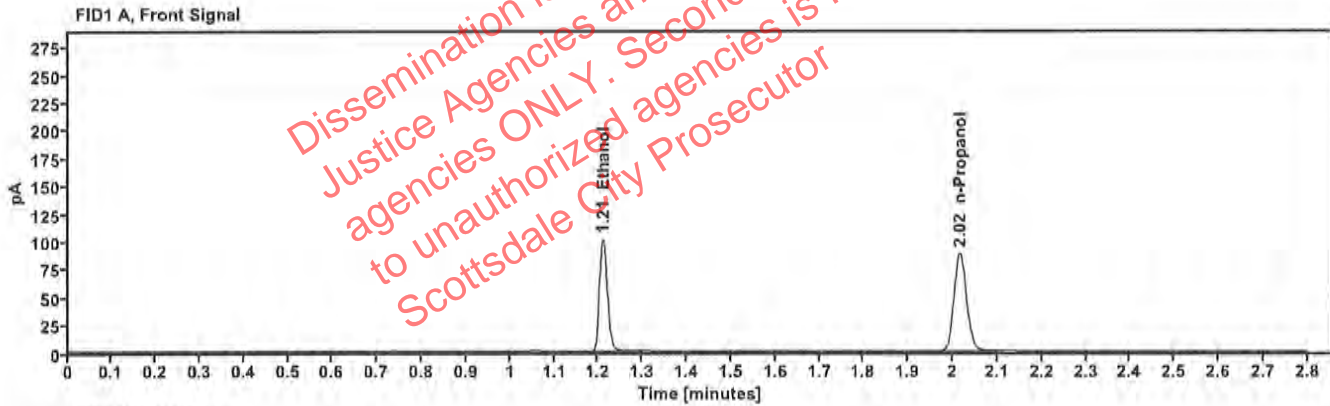


Table 1: FID 1 A (column DB-ALC1)

Compound	Amount (g/100mL)	Time (min)	Peak Area
>Ethanol	0.2059	1.210	128.821
n-Propanol	-----	2.016	175.798

Table 2: FID 2 B (column DB-ALC2)

Compound	Time (min)	Peak Area
Ethanol	1.358	140.913
n-Propanol	2.436	189.930

Scottsdale Police Department Crime Lab Volatiles Analysis

Sample:	20012020-B	Vial:	42
Description:	0.080	LIMS ID:	
Method:	ethanol quant.M	Sequence:	20Dec22
Instrument:	US14173023 CN14160045	Injection date:	12/20/2022 3:24:47 PM
Data file:	C:\Chem32\1\Data\20Dec22\42.D	Analyst:	Canonico <i>EC</i>

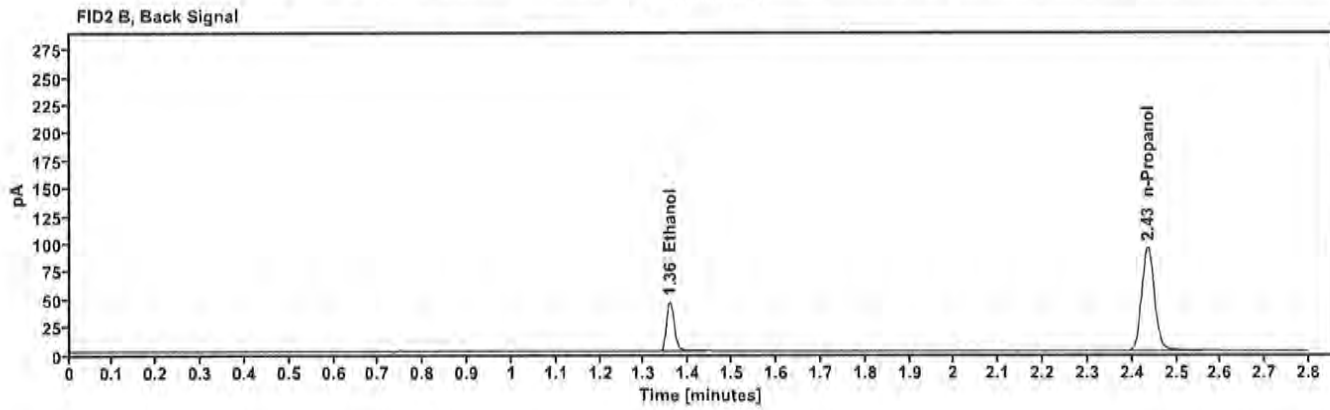
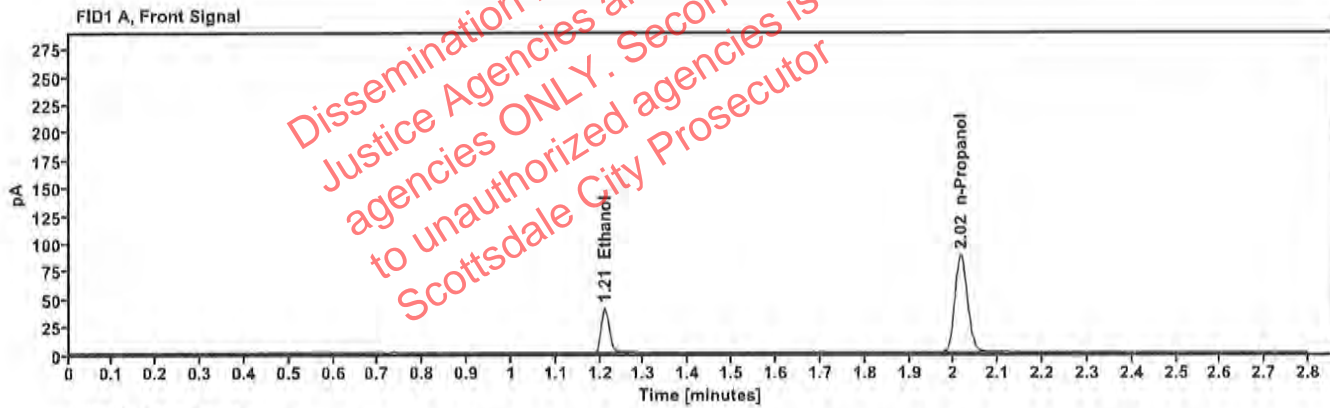


Table 1: FID 1 A (column DB-ALC1)

Compound	Amount (g/100mL)	Time (min)	Peak Area
>Ethanol	0.0822	1.211	50.625
n-Propanol	-----	2.016	174.402

Table 2: FID 2 B (column DB-ALC2)

Compound	Time (min)	Peak Area
Ethanol	1.357	55.126
n-Propanol	2.435	188.557

Scottsdale Police Department Crime Lab Volatiles Analysis

Sample:	11092018-A	Vial:	53
Description:	0.400	LIMS ID:	
Method:	ethanol quant.M	Sequence:	20Dec22
Instrument:	US14173023 CN14160045	Injection date:	12/20/2022 4:09:17 PM
Data file:	C:\Chem32\1\Data\20Dec22\53.D	Analyst:	Canonico <i>EC</i>

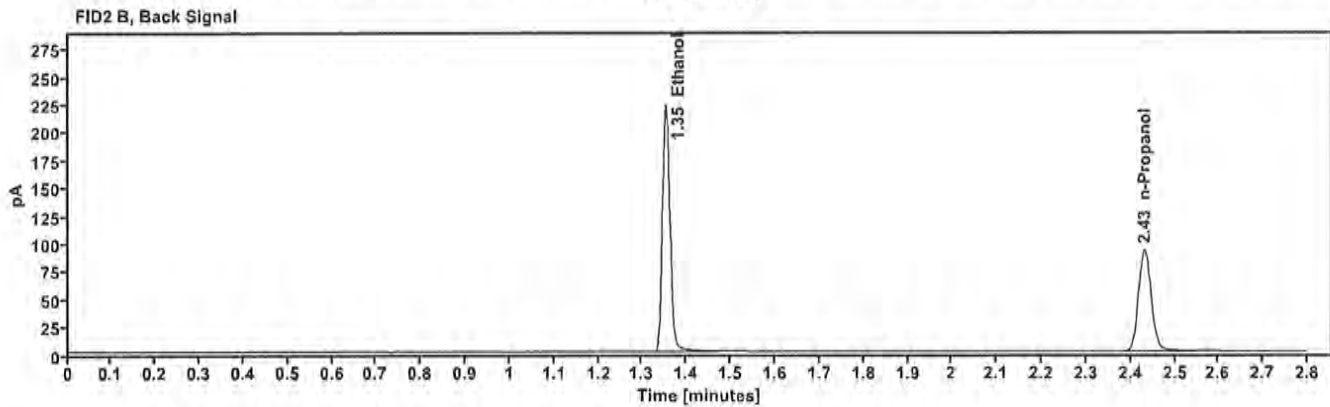
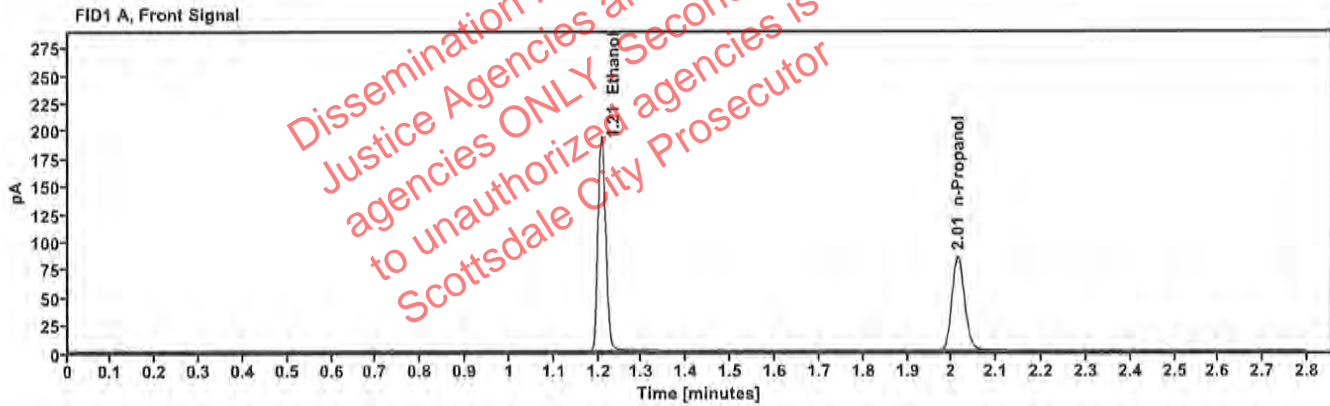


Table 1: FID 1 A (column DB-ALC1)

Compound	Amount (g/100mL)	Time (min)	Peak Area
>Ethanol	0.4029	1.207	244.177
n-Propanol	---	2.014	169.904

Table 2: FID 2 B (column DB-ALC2)

Compound	Time (min)	Peak Area
Ethanol	1.353	267.755
n-Propanol	2.432	183.726

Scottsdale Police Department Crime Lab Volatiles Analysis

Sample:	14082019-B	Vial:	54
Description:	0.040	LIMS ID:	
Method:	ethanol quant.M	Sequence:	20Dec22
Instrument:	US14173023 CN14160045	Injection date:	12/20/2022 4:13:17 PM
Data file:	C:\Chem32\1\Data\20Dec22\54.D	Analyst:	Canonico <i>EC</i>

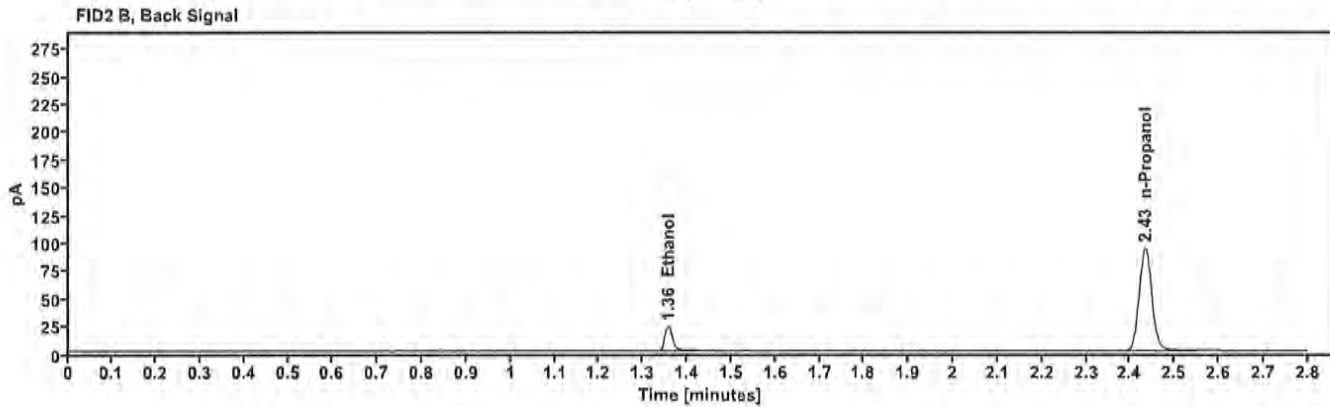
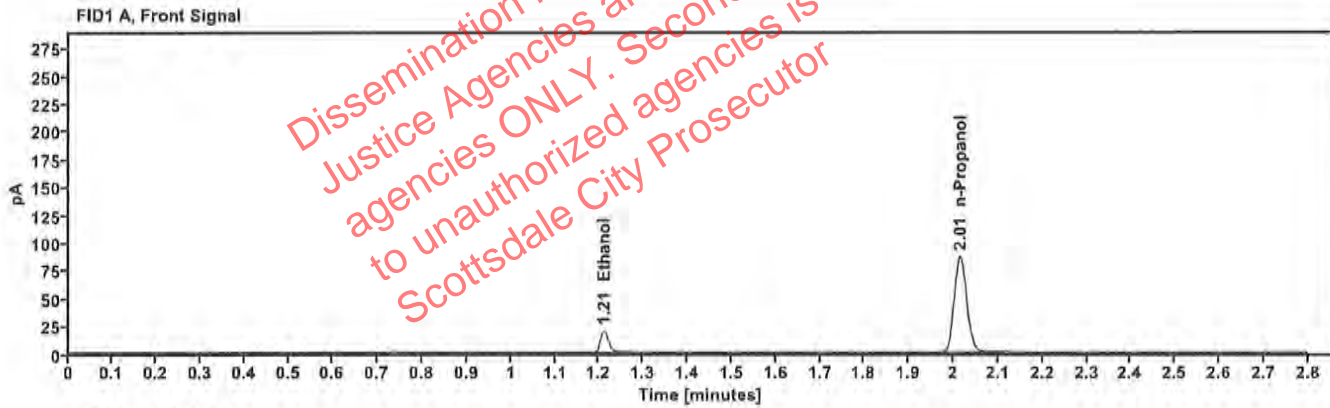


Table 1: FID 1 A (column DB-ALC1)

Compound	Amount (g/100mL)	Time (min)	Peak Area
>Ethanol	0.0415	1.211	24.912
n-Propanol	—	2.015	172.079

Table 2: FID 2 B (column DB-ALC2)

Compound	Time (min)	Peak Area
Ethanol	1.357	27.062
n-Propanol	2.433	186.094

Scottsdale Police Department Crime Lab Volatiles Analysis

Sample:	4110320133/8	Vial:	55
Description:	0.199	LIMS ID:	
Method:	ethanol quant.M	Sequence:	20Dec22
Instrument:	US14173023 CN14160045	Injection date:	12/20/2022 4:17:33 PM
Data file:	C:\Chem32\1\Data\20Dec22\55.D	Analyst:	Canonico <i>ec</i>

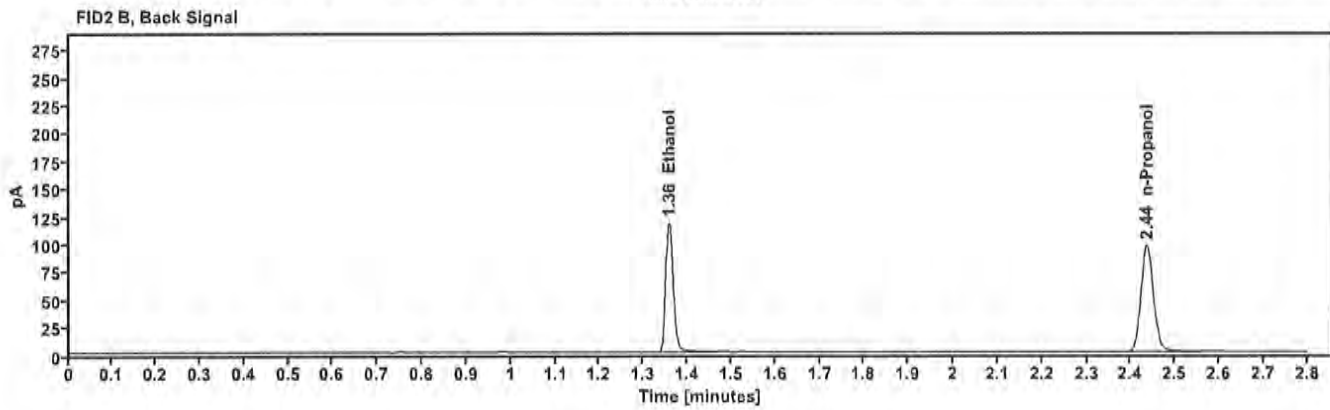
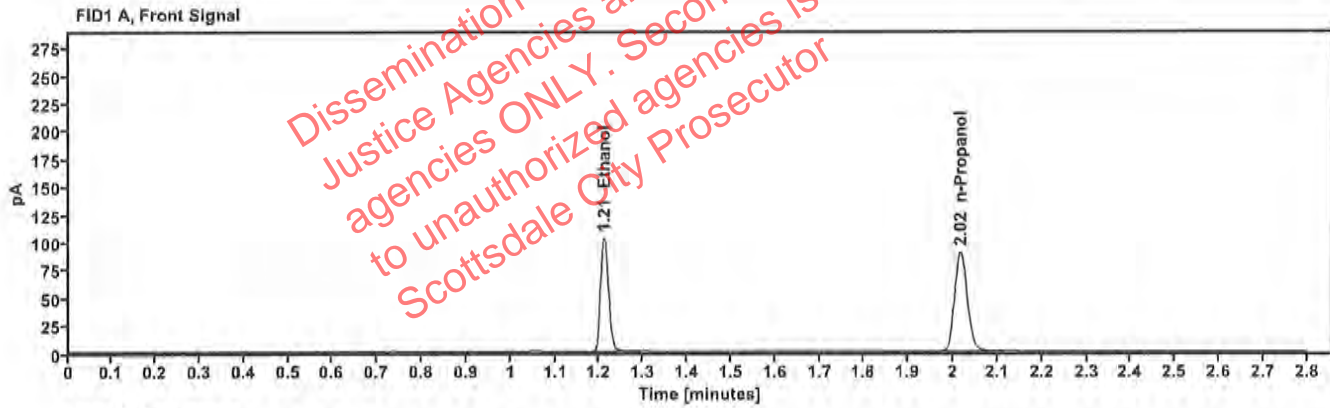


Table 1: FID 1 A (column DB-ALC1)

Compound	Amount (g/100mL)	Time (min)	Peak Area
>Ethanol	0.2061	1.211	130.914
n-Propanol	---	2.016	178.544

Table 2: FID 2 B (column DB-ALC2)

Compound	Time (min)	Peak Area
Ethanol	1.358	143.198
n-Propanol	2.436	192.919

Scottsdale Police Department Crime Lab Volatiles Analysis

Sample:	101921WB	Vial:	56
Description:	Negative	LIMS ID:	
Method:	ethanol quant.M	Sequence:	20Dec22
Instrument:	US14173023 CN14160045	Injection date:	12/20/2022 4:21:32 PM
Data file:	C:\Chem32\1\Data\20Dec22\56.D	Analyst:	Canonico <i>EC</i>

Dissemination is restricted to Criminal Justice Agencies and authorized NCJ-C.J. agencies ONLY. Secondary dissemination to unauthorized agencies is PROHIBITED. Scottsdale City Prosecutor

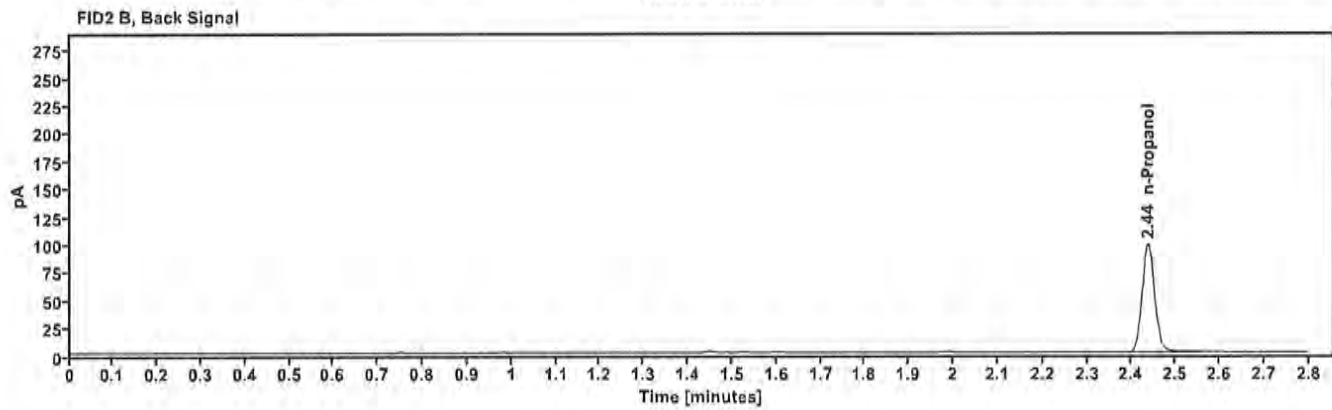
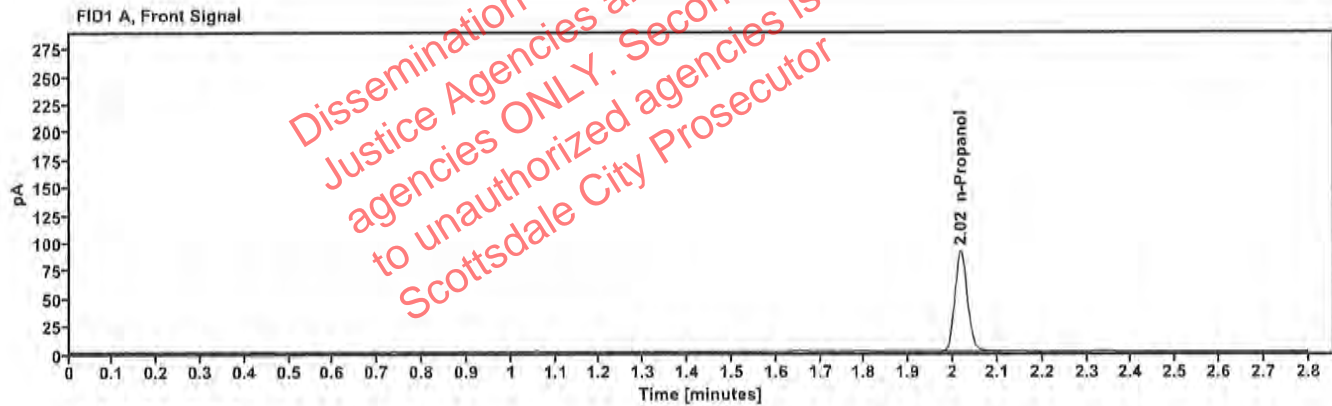


Table 1: FID 1 A (column DB-ALC1)

Compound	Amount (g/100mL)	Time (min)	Peak Area
n-Propanol	---	2.017	179.391

Table 2: FID 2 B (column DB-ALC2)

Compound	Time (min)	Peak Area
n-Propanol	2.437	194.267

Sequence Summary

Sequence name: 20Dec22 Instrument: US14173023 CN14160045 Analyst: Canonico *ee*

Vial	Sample	Description	Type	LIMS ID	Method
1	FN10051909	0.020 calibrator	Calibration		ethanol quant.M
2	FN05311902	0.100 calibrator	Calibration		ethanol quant.M
3	FN02052101	0.200 calibrator	Calibration		ethanol quant.M
4	FN03052102	0.400 calibrator	Calibration		ethanol quant.M
5	100722AQ	Negative	Control		ethanol quant.M
6	050721MIX	Volatiles mix	Control		ethanol quant.M
7	11092018-A	0.400	Control		ethanol quant.M
8	14082019-B	0.040	Control		ethanol quant.M
9	4110320133/8	0.199	Control		ethanol quant.M
10	327-01O.H.		Sample		ethanol quant.M
11	327-01O.H.		Sample		ethanol quant.M
12	176-01C.B.		Sample		ethanol quant.M
13	176-01C.B.		Sample		ethanol quant.M
14	327-01H.T.		Sample		ethanol quant.M
15	327-01H.T.		Sample		ethanol quant.M
16	326-01B.M.		Sample		ethanol quant.M
17	326-01B.M.		Sample		ethanol quant.M
18	176-01M.B.		Sample		ethanol quant.M
19	176-01M.B.		Sample		ethanol quant.M
20	20012020-B	0.080	Control		ethanol quant.M
21	415-01M.W.		Sample		ethanol quant.M
22	415-01M.W.		Sample		ethanol quant.M
23	2223674-2		Sample		ethanol quant.M
24	2223674-2		Sample		ethanol quant.M
25	1412722		Sample		ethanol quant.M
26	1412722		Sample		ethanol quant.M
27	1434127		Sample		ethanol quant.M
28	1434127		Sample		ethanol quant.M
29	2223760-1		Sample		ethanol quant.M
30	2223760-1		Sample		ethanol quant.M
31	4110320133/8	0.199	Control		ethanol quant.M
32	22237982		Sample		ethanol quant.M
33	22237982		Sample		ethanol quant.M
34	2223811-2		Sample		ethanol quant.M
35	2223811-2		Sample		ethanol quant.M
36	2223824-1		Sample		ethanol quant.M
37	2223824-1		Sample		ethanol quant.M
38	2223842-2		Sample		ethanol quant.M
39	2223842-2		Sample		ethanol quant.M
40	2223758-3		Sample		ethanol quant.M
41	2223758-3		Sample		ethanol quant.M
42	20012020-B	0.080	Control		ethanol quant.M
43	2222652-3		Sample		ethanol quant.M
44	2222652-3		Sample		ethanol quant.M
45	2224080-2		Sample		ethanol quant.M
46	2224080-2		Sample		ethanol quant.M
47	1439206		Sample		ethanol quant.M

Dissemination is restricted to Criminal Justice Agencies and authorized agencies ONLY. Secondary dissemination to unauthorized agencies is PROHIBITED.

ee 122722
 ee 122722

Sequence Summary

ee

48	1439206			Sample		ethanol quant.M
49	2223754-3			Sample		ethanol quant.M
50	2223754-3			Sample		ethanol quant.M
51	2223829-2			Sample		ethanol quant.M
52	2223829-2			Sample		ethanol quant.M
53	11092018-A		0.400	Control		ethanol quant.M
54	14082019-B		0.040	Control		ethanol quant.M
55	4110320133/8		0.199	Control		ethanol quant.M
56	101921WB		Negative	Control		ethanol quant.M

Dissemination is restricted to Criminal Justice Agencies and authorized agencies ONLY. Secondary dissemination to unauthorized agencies is PROHIBITED. Scottsdale City Prosecutor

Scottsdale Police Department Crime Laboratory Summary of Cases

SEQUENCE NAME: 20Dec22

ANALYST: Canonico EL

Vials	Test 1 (g/dL)	Test 2 (g/dL)	Mean (g/dL)	Percent Difference*	Absolute Difference (g/dL)*
10 11	0.1807	0.1760	0.17835	1.32	0.00235
12 13	0.1069	0.1089	0.10790	0.93	0.00100
14 15	0.1253	0.1262	0.12575	0.36	0.00045
16 17	0.1456	0.1431	0.14435	0.87	0.00125
18 19	0.2608	0.2634	0.26210	0.50	0.00130
21 22	0.1676	0.1658	0.16670	0.54	0.00090
23 24	0.2303	0.2286	0.22945	0.37	0.00085
25 26	0.2082	0.2006	0.20440	1.86	0.00380
27 28	0.1140	0.1118	0.11290	0.97	0.00110
29 30	0.1237	0.1244	0.12405	0.28	0.00035
32 33	0.2587	0.2581	0.25840	0.12	0.00030
34 35	0.2567	0.2532	0.25495	0.69	0.00175
36 37	0.2536	0.2490	0.25130	0.92	0.00230
38 39	0.0649	0.0646	0.06475	0.23	0.00015
40 41	0.2061	0.2031	0.20510	0.49	0.00100
43 44	0.2180	0.2242	0.22110	1.40	0.00310
45 46	0.3088	0.3137	0.31125	0.79	0.00245
47 48	0.1485	0.1489	0.14870	0.13	0.00020
49 50	0.2382	0.2362	0.23720	0.42	0.00100
51 52	0.0913	0.0930	0.09215	0.92	0.00085

*Calculated differences are differences from the mean of the two results.

Scottsdale Forensic Lab Blood Alcohol Pipetting Log

ANALYST: Canonico 

SEQUENCE: 20Dec22

Instrument Position	Headspace Vial 1	Headspace Vial 2	Blood Tube	Barcode Match
Vials 10 and 11	327-01O.H.	327-01O.H.	327-01O.H.	Yes
Vials 12 and 13	176-01C.B.	176-01C.B.	176-01C.B.	Yes
Vials 14 and 15	327-01H.T.	327-01H.T.	327-01H.T.	Yes
Vials 16 and 17	326-01B.M.	326-01B.M.	326-01B.M.	Yes
Vials 18 and 19	176-01M.B.	176-01M.B.	176-01M.B.	Yes
Vials 21 and 22	415-01M.W.	415-01M.W.	415-01M.W.	Yes
Vials 23 and 24	2223674-2	2223674-2	2223674-2	Yes
Vials 25 and 26	1412722	1412722	1412722	Yes
Vials 27 and 28	1434127	1434127	1434127	Yes
Vials 29 and 30	2223760-1	2223760-1	2223760-1	Yes
Vials 32 and 33	22237982	22237982	22237982	Yes
Vials 34 and 35	2223811-2	2223811-2	2223811-2	Yes
Vials 36 and 37	2223824-1	2223824-1	2223824-1	Yes
Vials 38 and 39	2223842-2	2223842-2	2223842-2	Yes
Vials 40 and 41	2223758-3	2223758-3	2223758-3	Yes
Vials 43 and 44	2222652-3	2222652-3	2222652-3	Yes
Vials 45 and 46	2224080-2	2224080-2	2224080-2	Yes
Vials 47 and 48	1439206	1439206	1439206	Yes
Vials 49 and 50	2223754-3	2223754-3	2223754-3	Yes
Vials 51 and 52	2223829-2	2223829-2	2223829-2	Yes

Scottsdale Police Department Crime Lab Volatiles Analysis

Sample:	327-01O.H.	Vial:	10
Description:	[REDACTED]	LIMS ID:	[REDACTED]
Method:	ethanol quant.M	Sequence:	20Dec22
Instrument:	US14173023 CN14160045	Injection date:	12/20/2022 1:15:32 PM
Data file:	C:\Chem32\1\Data\20Dec22\10.D	Analyst:	Canonico

Dissemination is restricted to Criminal Justice Agencies and authorized NCJ-CJ agencies ONLY. Secondary dissemination to unauthorized agencies is PROHIBITED. Scottsdale City Prosecutor

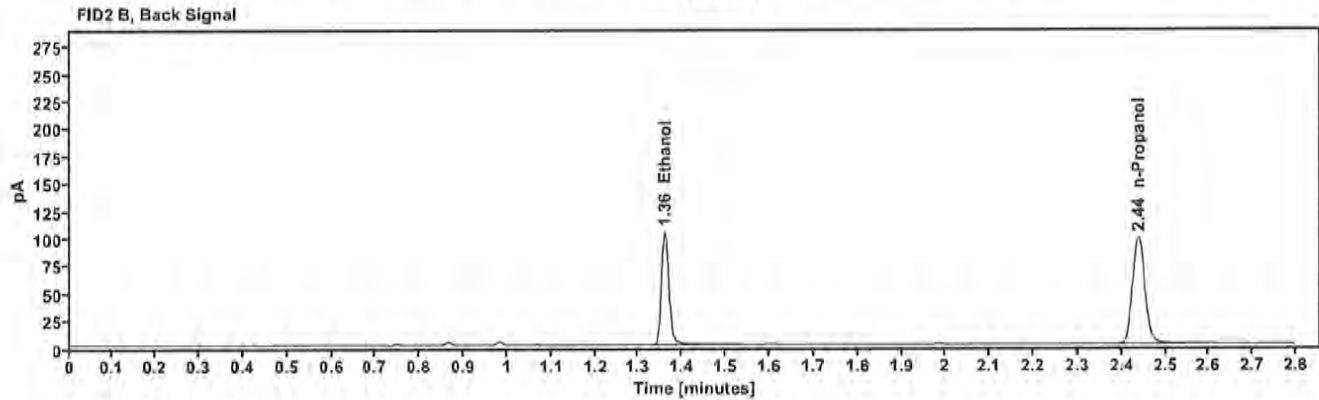
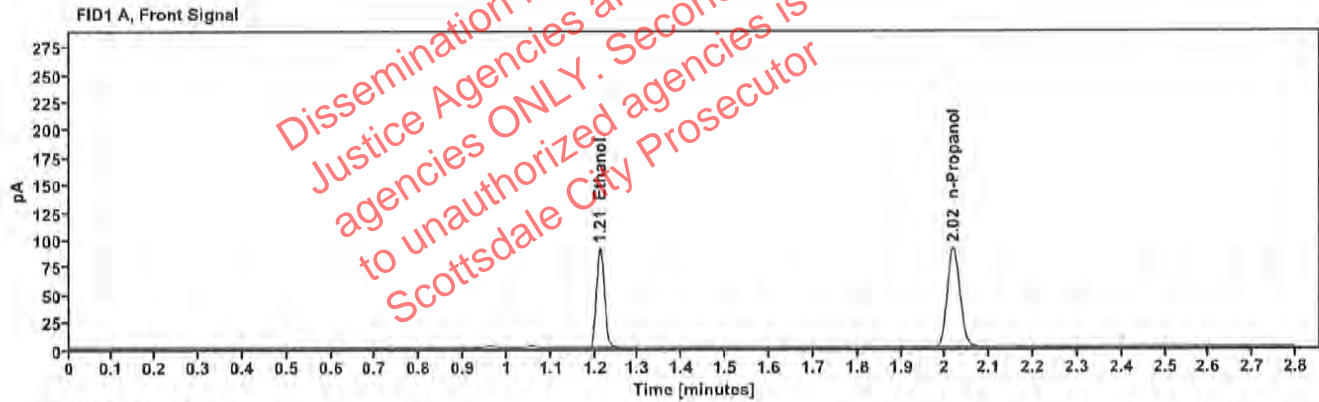


Table 1: FID 1 A (column DB-ALC1)

Compound	Amount (g/100mL)	Time (min)	Peak Area
>Ethanol	0.1807	1.212	115.431
n-Propanol	---	2.018	179.673

Table 2: FID 2 B (column DB-ALC2)

Compound	Time (min)	Peak Area
Ethanol	1.360	125.750
n-Propanol	2.438	193.747

Scottsdale Police Department Crime Lab Volatiles Analysis

Sample:	327-01O.H.	Vial:	11
Description:	[REDACTED]	LIMS ID:	[REDACTED]
Method:	ethanol quant.M	Sequence:	20Dec22
Instrument:	US14173023 CN14160045	Injection date:	12/20/2022 1:19:32 PM
Data file:	C:\Chem32\1\Data\20Dec22\11.D	Analyst:	Canonico

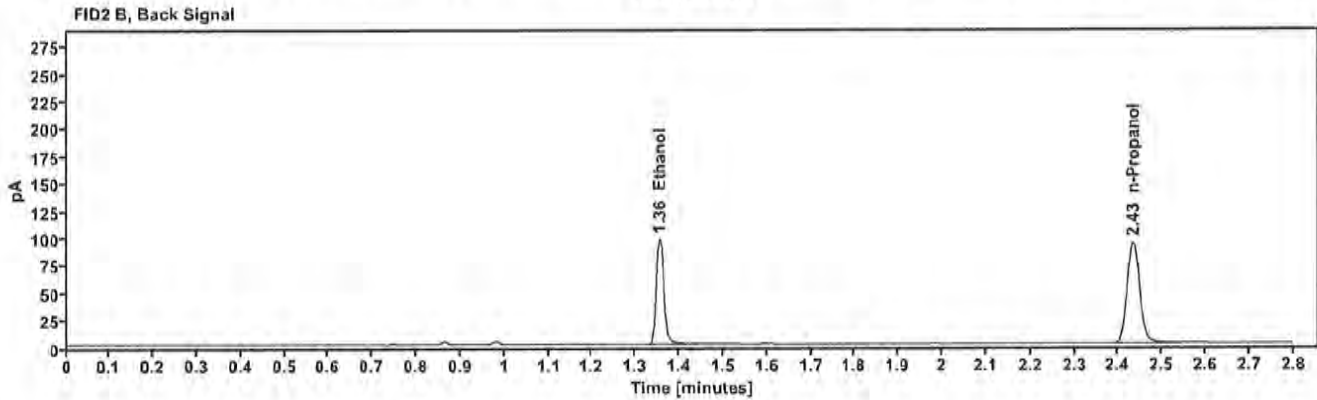
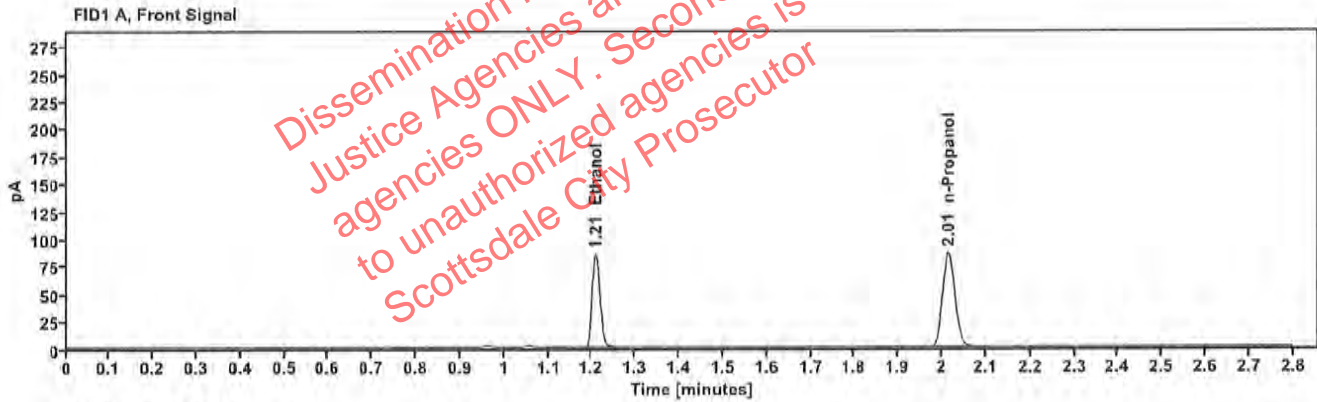


Table 1: FID 1 A (column DB-ALC1)

Compound	Amount (g/100mL)	Time (min)	Peak Area
>Ethanol	0.1760	1.209	106.931
n-Propanol	---	2.015	170.878

Table 2: FID 2 B (column DB-ALC2)

Compound	Time (min)	Peak Area
Ethanol	1.355	116.775
n-Propanol	2.434	184.440

Scottsdale Police Department Crime Lab Volatiles Analysis

Sample:	176-01C.B.	Vial:	12
Description:	[REDACTED]	LIMS ID:	[REDACTED]
Method:	ethanol quant.M	Sequence:	20Dec22
Instrument:	US14173023 CN14160045	Injection date:	12/20/2022 1:23:33 PM
Data file:	C:\Chem32\11\Data\20Dec22\12.D	Analyst:	Canonico

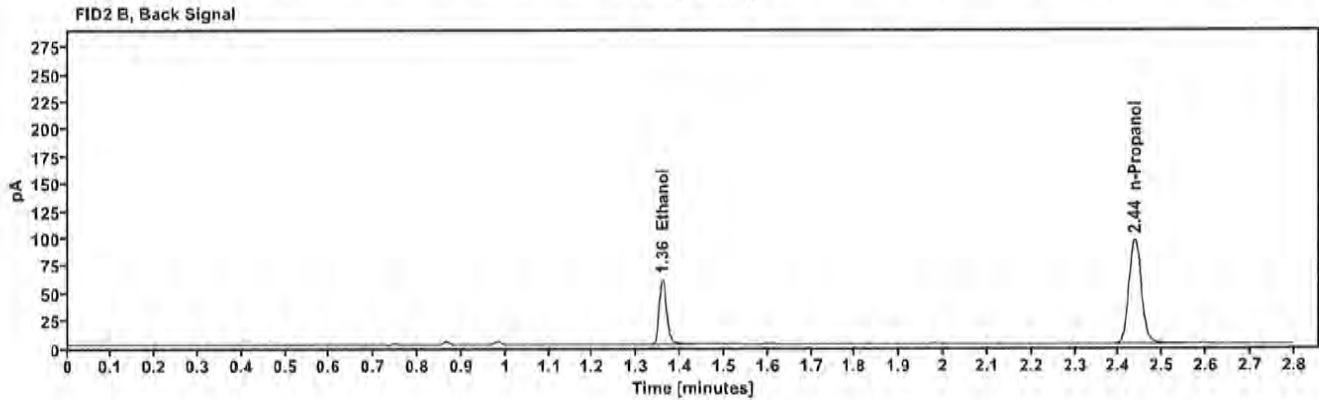
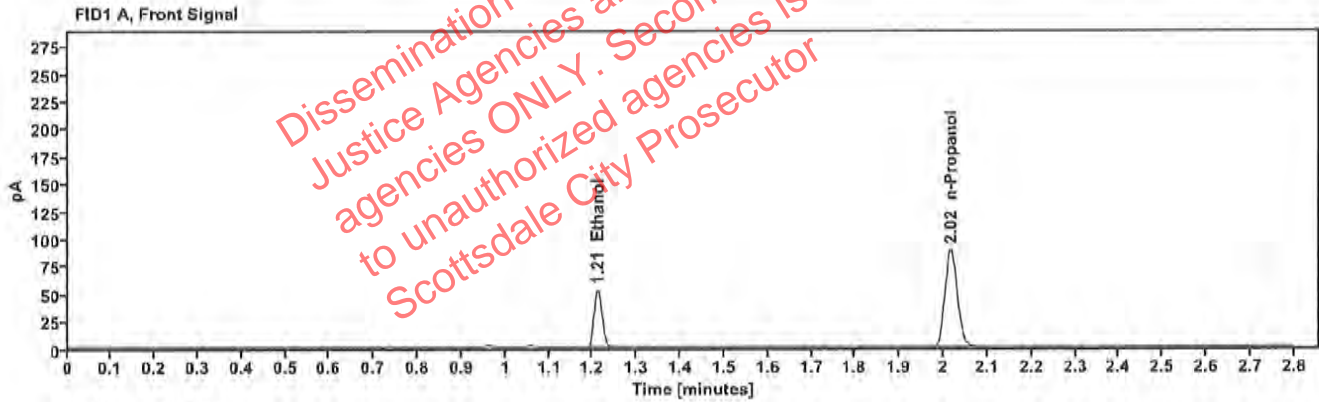


Table 1: FID 1 A (column DB-ALC1)

Compound	Amount (g/100mL)	Time (min)	Peak Area
>Ethanol	0.1069	1.211	66.673
n-Propanol	—	2.017	176.172

Table 2: FID 2 B (column DB-ALC2)

Compound	Time (min)	Peak Area
Ethanol	1.359	72.273
n-Propanol	2.436	190.466

Scottsdale Police Department Crime Lab Volatiles Analysis

Sample:	176-01C.B.	Vial:	13
Description:	[REDACTED]	LIMS ID:	[REDACTED]
Method:	ethanol quant.M	Sequence:	20Dec22
Instrument:	US14173023 CN14160045	Injection date:	12/20/2022 1:27:47 PM
Data file:	C:\Chem32\1\Data\20Dec22\13.D	Analyst:	Canonico

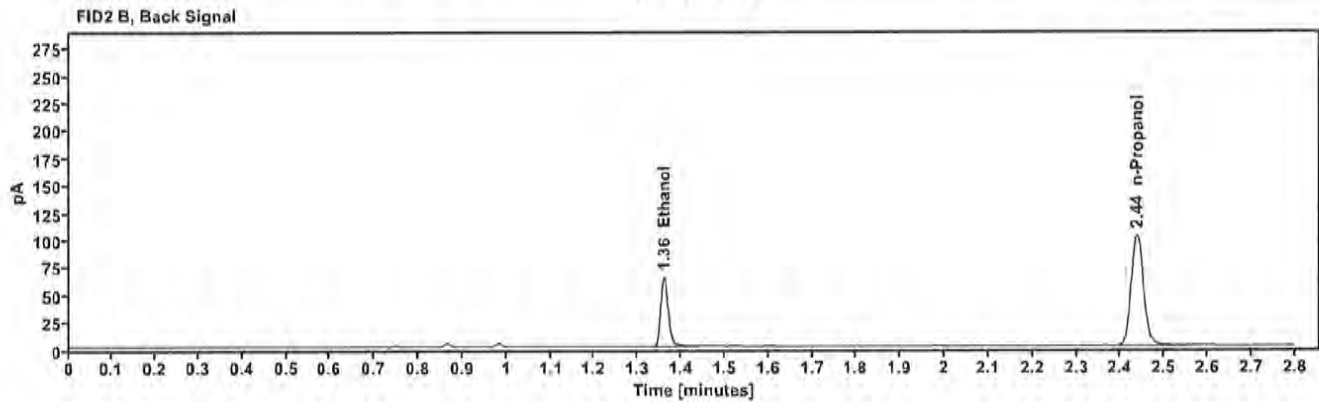
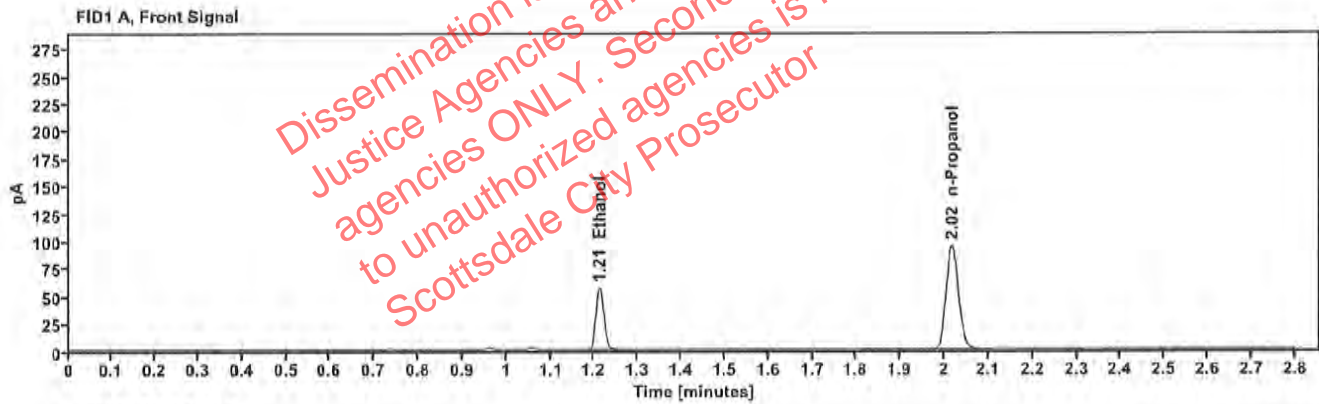


Table 1: FID 1 A (column DB-ALC1)

Compound	Amount (g/100mL)	Time (min)	Peak Area
>Ethanol	0.1089	1.212	72.397
n-Propanol	---	2.017	187.687

Table 2: FID 2 B (column DB-ALC2)

Compound	Time (min)	Peak Area
Ethanol	1.360	78.638
n-Propanol	2.438	202.864

Scottsdale Police Department Crime Lab Volatiles Analysis

Sample:	327-01H.T.	Vial:	14
Description:	[REDACTED]	LIMS ID:	[REDACTED]
Method:	ethanol quant.M	Sequence:	20Dec22
Instrument:	US14173023 CN14160045	Injection date:	12/20/2022 1:31:47 PM
Data file:	C:\Chem32\1\Data\20Dec22\14.D	Analyst:	Canonico

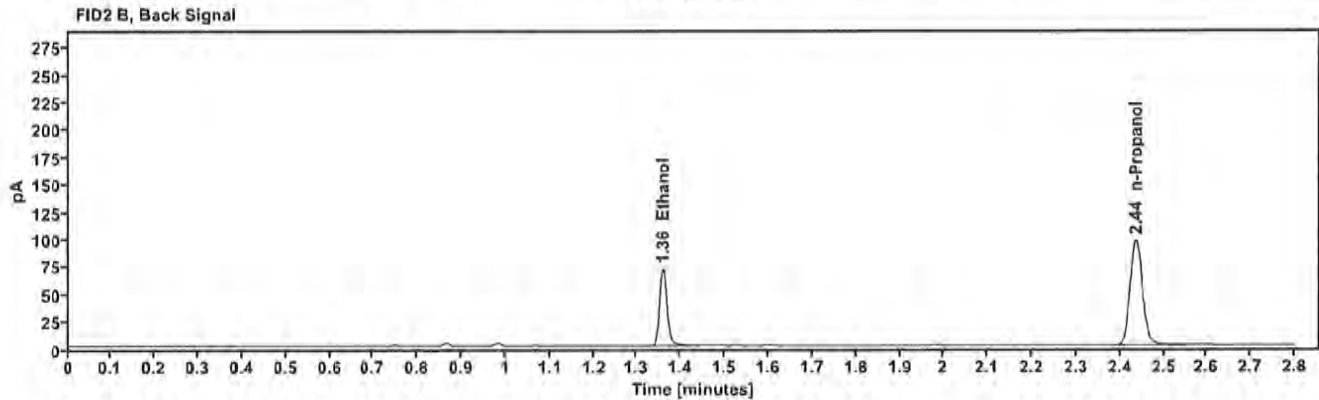
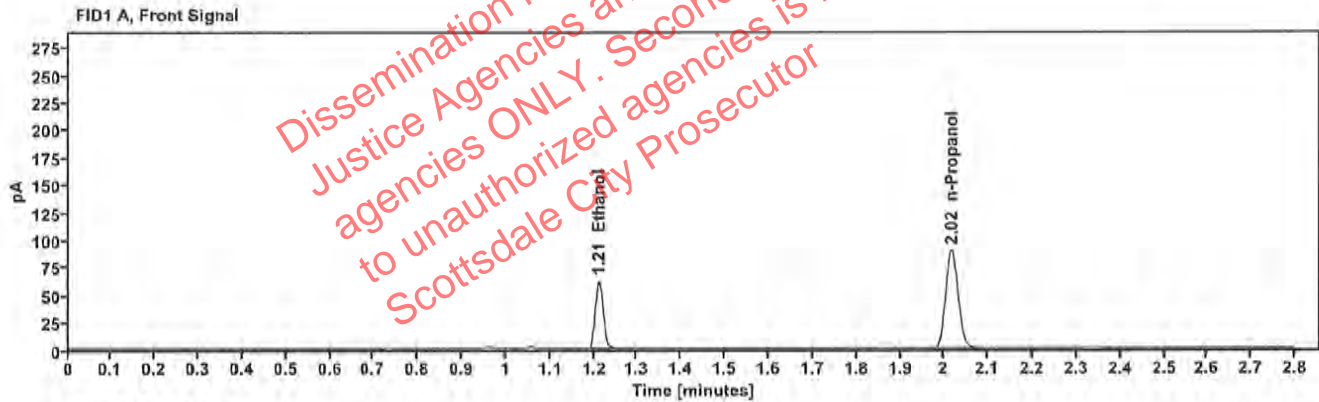


Table 1: FID 1 A (column DB-ALC1)

Compound	Amount (g/100mL)	Time (min)	Peak Area
>Ethanol	0.1253	1.211	78.695
n-Propanol	—	2.017	177.076

Table 2: FID 2 B (column DB-ALC2)

Compound	Time (min)	Peak Area
Ethanol	1,359	85.605
n-Propanol	2,437	191.461

Scottsdale Police Department Crime Lab Volatiles Analysis

Sample:	327-01H.T.	Vial:	15
Description:	[REDACTED]	LIMS ID:	[REDACTED]
Method:	ethanol quant.M	Sequence:	20Dec22
Instrument:	US14173023 CN14160045	Injection date:	12/20/2022 1:35:47 PM
Data file:	C:\Chem32\1\Data\20Dec22\15.D	Analyst:	Canonico

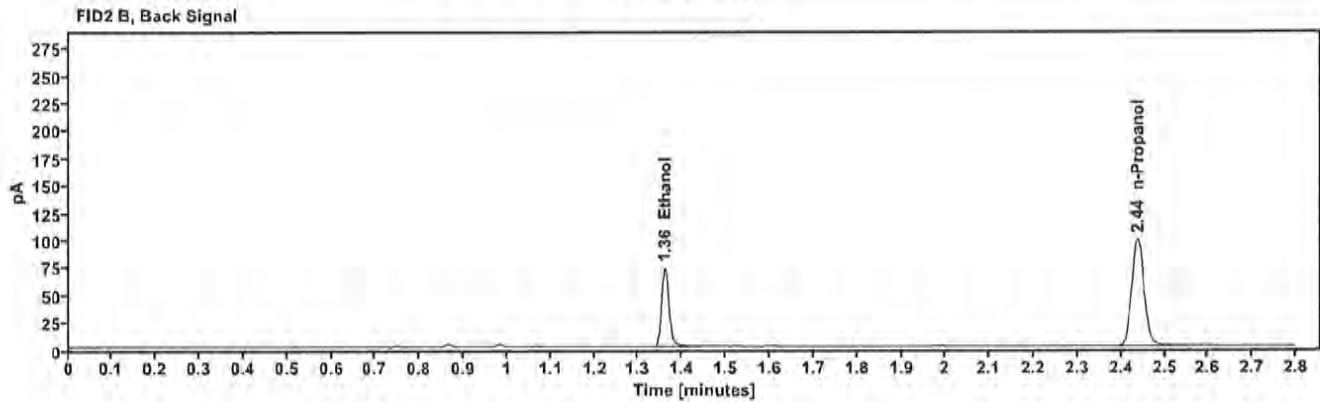
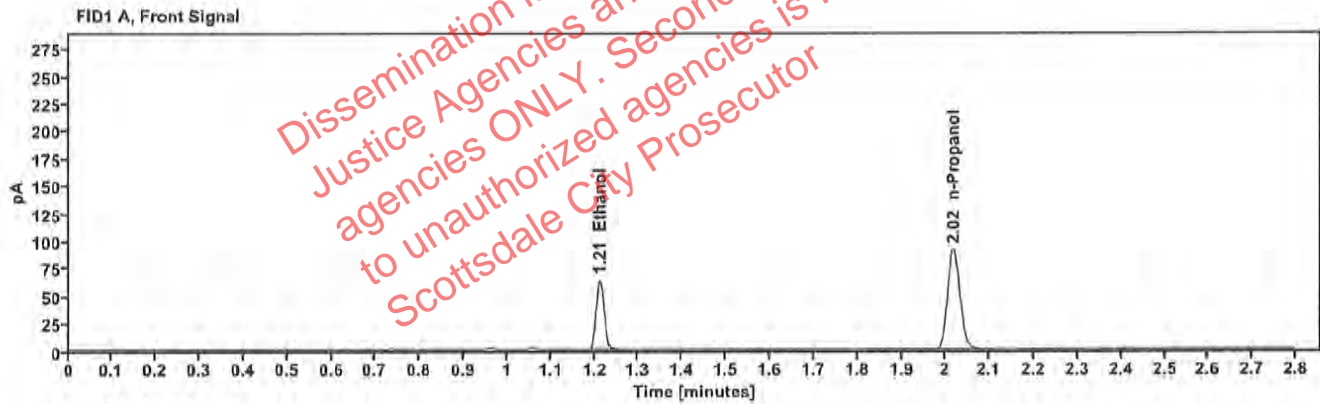


Table 1: FID 1 A (column DB-ALC1)

Compound	Amount (g/100mL)	Time (min)	Peak Area
>Ethanol	0.1262	1.212	80.919
n-Propanol	-----	2.018	180.741

Table 2: FID 2 B (column DB-ALC2)

Compound	Time (min)	Peak Area
Ethanol	1.360	87.979
n-Propanol	2.438	195.383

Scottsdale Police Department Crime Lab Volatiles Analysis

Sample:	326-01B.M.	Vial:	16
Description:	[REDACTED]	LIMS ID:	[REDACTED]
Method:	ethanol quant.M	Sequence:	20Dec22
Instrument:	US14173023 CN14160045	Injection date:	12/20/2022 1:39:47 PM
Data file:	C:\Chem32\1\Data\20Dec22\16.D	Analyst:	Canonico

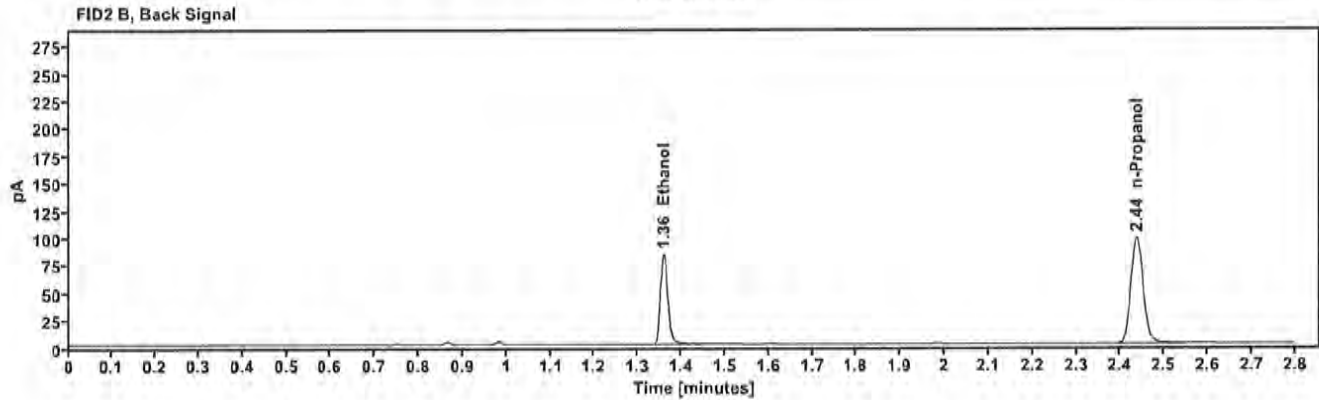
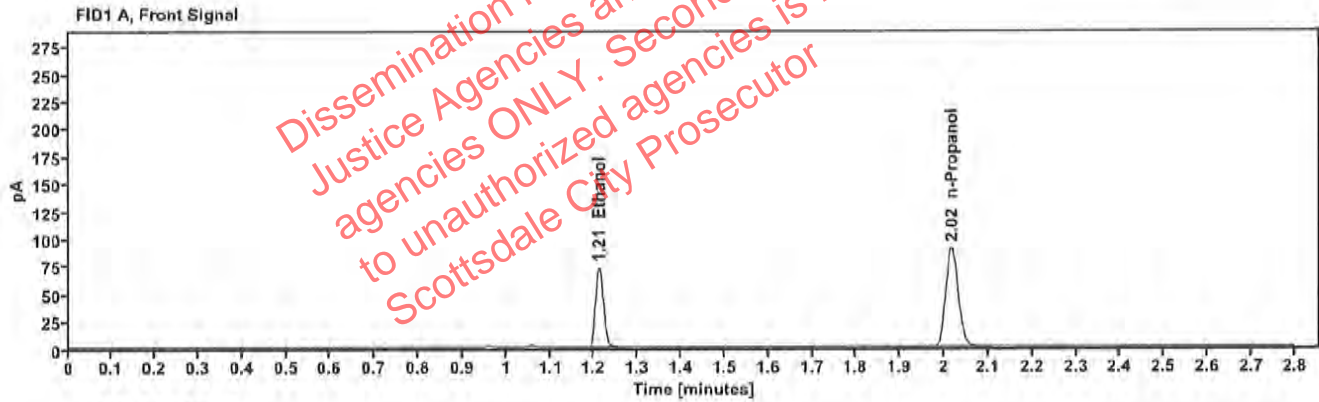


Table 1: FID 1 A (column DB-ALC1)

Compound	Amount (g/100mL)	Time (min)	Peak Area
>Ethanol	0.1456	1.211	92.587
n-Propanol	—	2.017	179.115

Table 2: FID 2 B (column DB-ALC2)

Compound	Time (min)	Peak Area
Ethanol	1.359	100.869
n-Propanol	2.437	193.548

Scottsdale Police Department Crime Lab Volatiles Analysis

Sample:	326-01B.M.	Vial:	17
Description:	[REDACTED]	LIMS ID:	[REDACTED]
Method:	ethanol quant.M	Sequence:	20Dec22
Instrument:	US14173023 CN14160045	Injection date:	12/20/2022 1:43:47 PM
Data file:	C:\Chem32\1\Data\20Dec22\17.D	Analyst:	Canonico

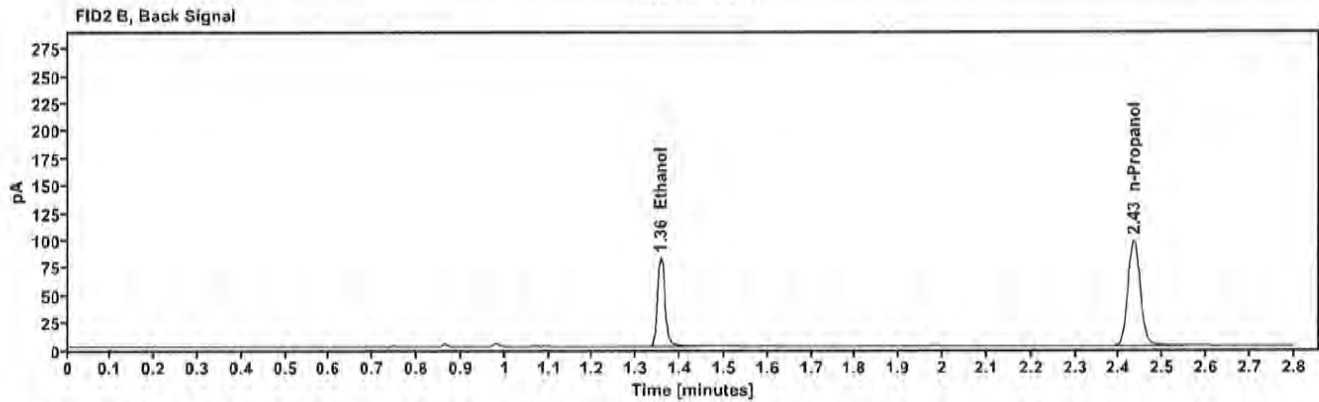
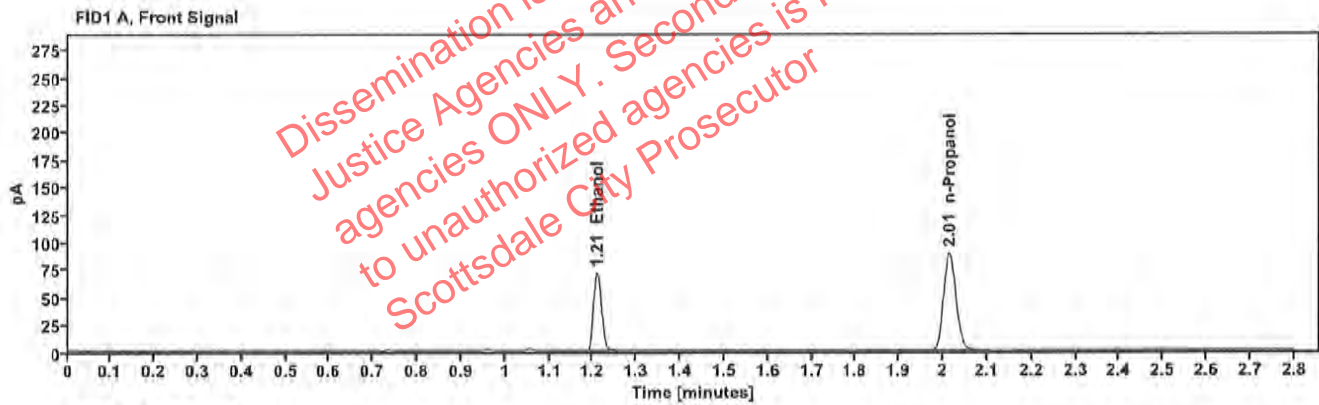


Table 1: FID 1 A (column DB-ALC1)

Compound	Amount (g/100mL)	Time (min)	Peak Area
>Ethanol	0.1431	1.209	89.794
n-Propanol	—	2.015	176.767

Table 2: FID 2 B (column DB-ALC2)

Compound	Time (min)	Peak Area
Ethanol	1.356	97.694
n-Propanol	2.434	191.314

Scottsdale Police Department Crime Lab Volatiles Analysis

Sample:	176-01M.B.	Vial:	18
Description:	[REDACTED]	LIMS ID:	[REDACTED]
Method:	ethanol quant.M	Sequence:	20Dec22
Instrument:	US14173023 CN14160045	Injection date:	12/20/2022 1:47:47 PM
Data file:	C:\Chem32\1\Data\20Dec22\18.D	Analyst:	Canonico

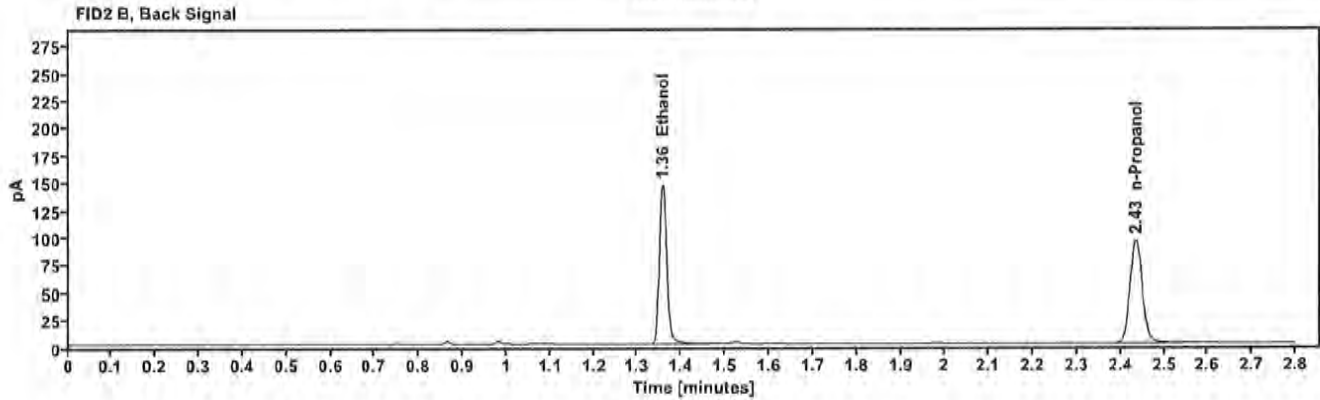
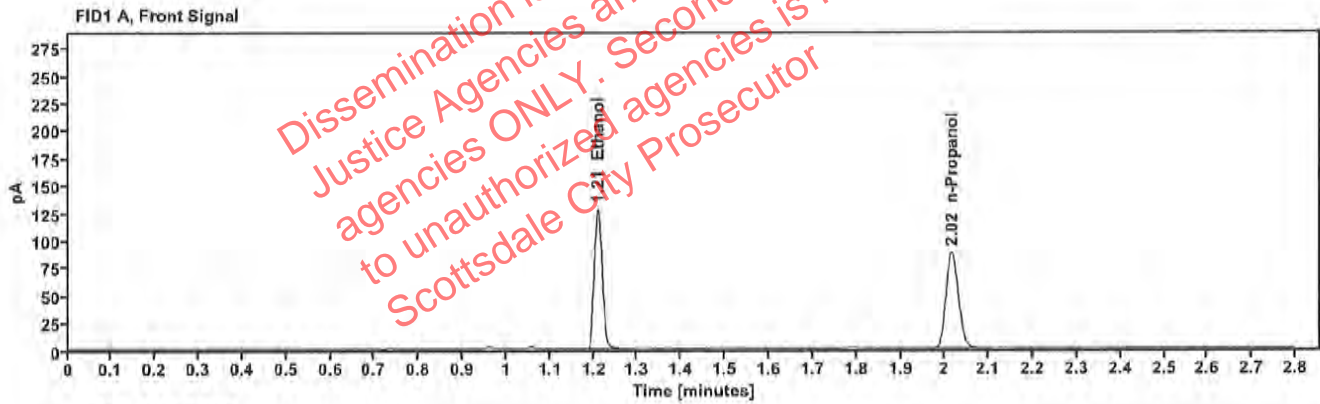


Table 1: FID 1 A (column DB-ALC1)

Compound	Amount (g/100mL)	Time (min)	Peak Area
>Ethanol	0.2608	1.210	162.046
n-Propanol	—	2.016	174.416

Table 2: FID 2 B (column DB-ALC2)

Compound	Time (min)	Peak Area
Ethanol	1.357	177.246
n-Propanol	2.435	188.146

Scottsdale Police Department Crime Lab Volatiles Analysis

Sample:	176-01M.B.	Vial:	19
Description:	[REDACTED]	LIMS ID:	[REDACTED]
Method:	ethanol quant.M	Sequence:	20Dec22
Instrument:	US14173023 CN14160045	Injection date:	12/20/2022 1:52:02 PM
Data file:	C:\Chem32\1\Data\20Dec22\19.D	Analyst:	Canonico

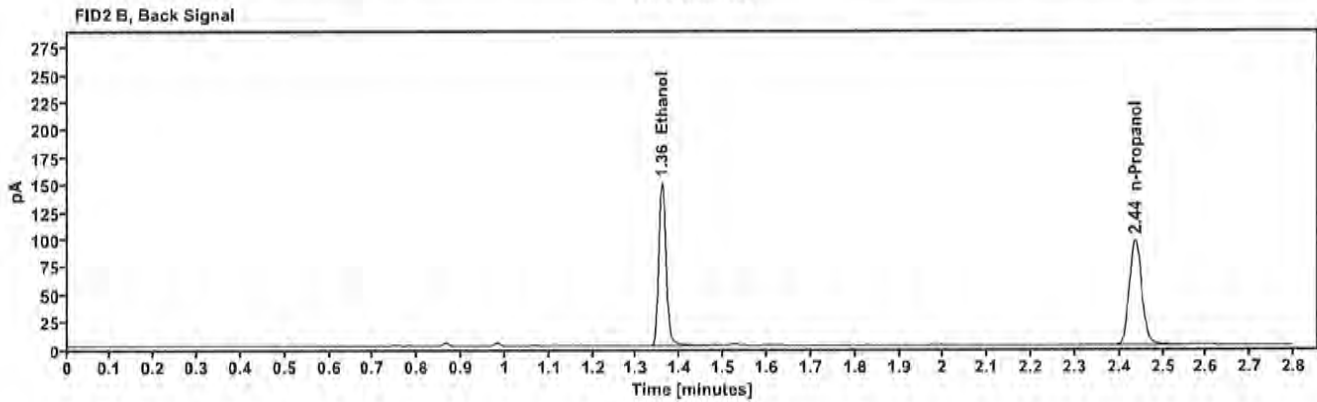
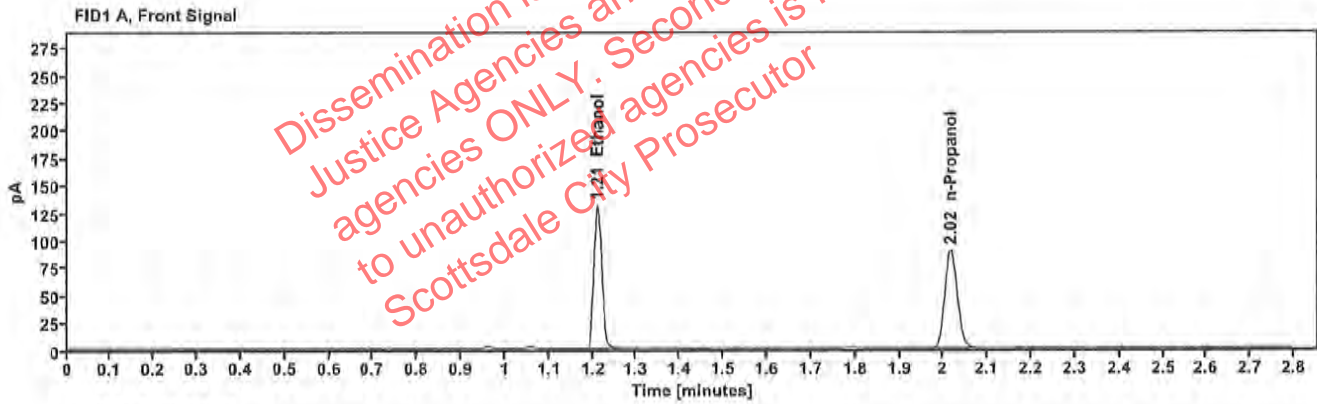


Table 1: FID 1 A (column DB-ALC1)

Compound	Amount (g/100mL)	Time (min)	Peak Area
>Ethanol	0.2634	1.210	166.278
n-Propanol	---	2.017	177.211

Table 2: FID 2 B (column DB-ALC2)

Compound	Time (min)	Peak Area
Ethanol	1.358	181.524
n-Propanol	2.436	191.052

Scottsdale Police Department Crime Lab Volatiles Analysis

Sample:	415-01M.W.	Vial:	21
Description:	[REDACTED]	LIMS ID:	[REDACTED]
Method:	ethanol quant.M	Sequence:	20Dec22
Instrument:	US14173023 CN14160045	Injection date:	12/20/2022 2:00:02 PM
Data file:	C:\Chem32\1\Data\20Dec22\21.D	Analyst:	Canonico

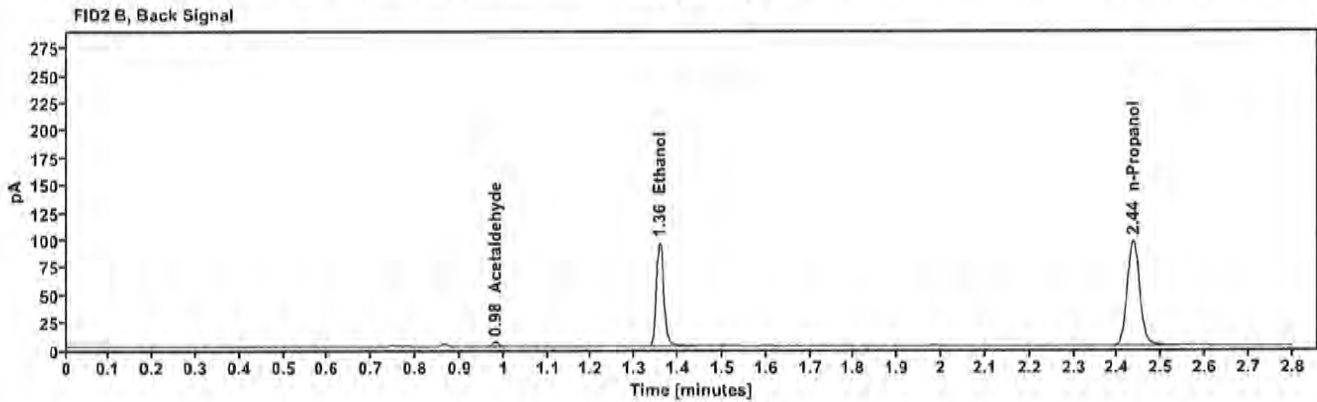
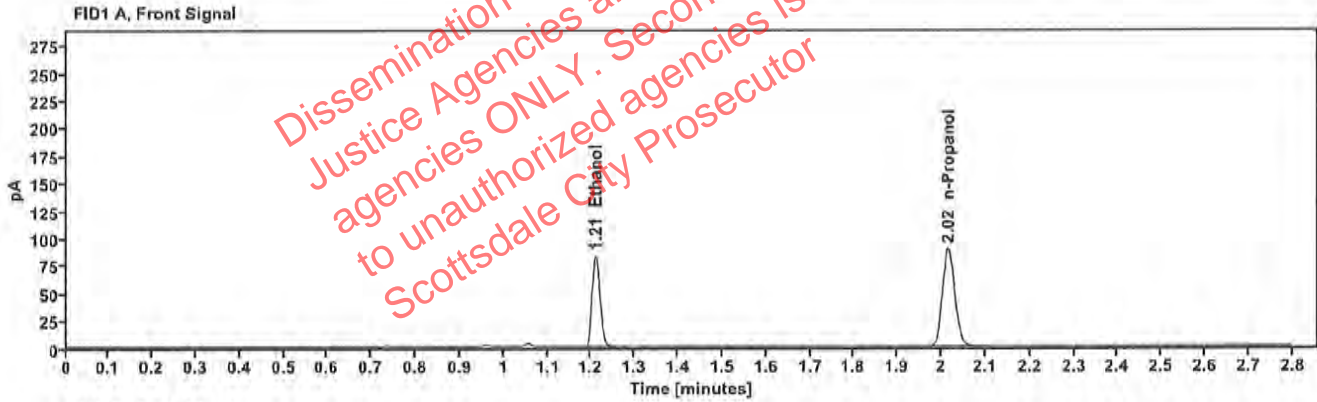


Table 1: FID 1 A (column DB-ALC1)

Compound	Amount (g/100mL)	Time (min)	Peak Area
>Ethanol	0.1676	1.210	105.307
n-Propanol	---	2.016	176.832

Table 2: FID 2 B (column DB-ALC2)

Compound	Time (min)	Peak Area
Acetaldehyde	0.981	4.045
Ethanol	1.357	114.701
n-Propanol	2.435	190.883

Scottsdale Police Department Crime Lab Volatiles Analysis

Sample:	415-01M.W.	Vial:	22
Description:	[REDACTED]	LIMS ID:	[REDACTED]
Method:	ethanol quant.M	Sequence:	20Dec22
Instrument:	US14173023 CN14160045	Injection date:	12/20/2022 2:04:02 PM
Data file:	C:\Chem32\1\Data\20Dec22\22.D	Analyst:	Canonico

Dissemination is restricted to Criminal Justice Agencies and authorized ONLY. Secondary dissemination to unauthorized agencies is PROHIBITED. Scottsdale City Prosecutor

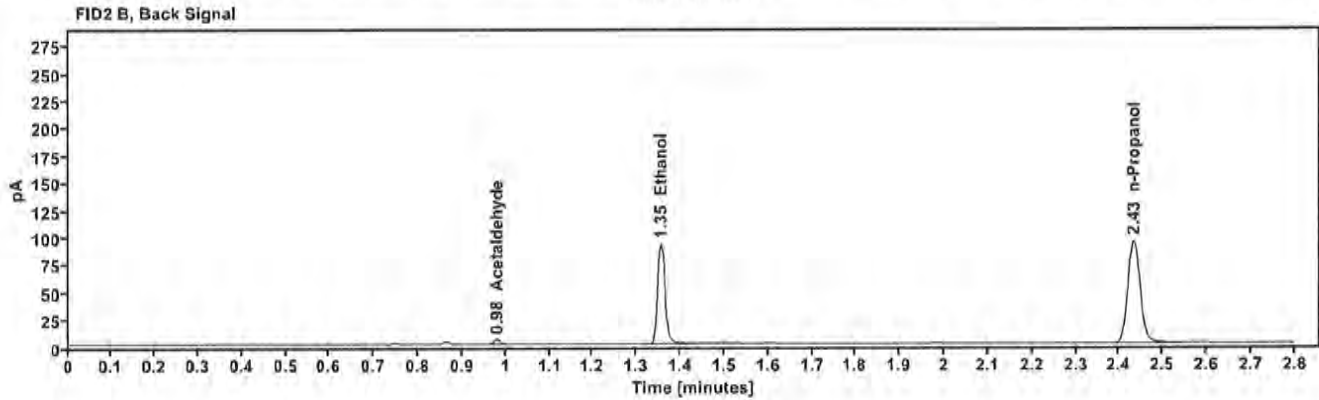
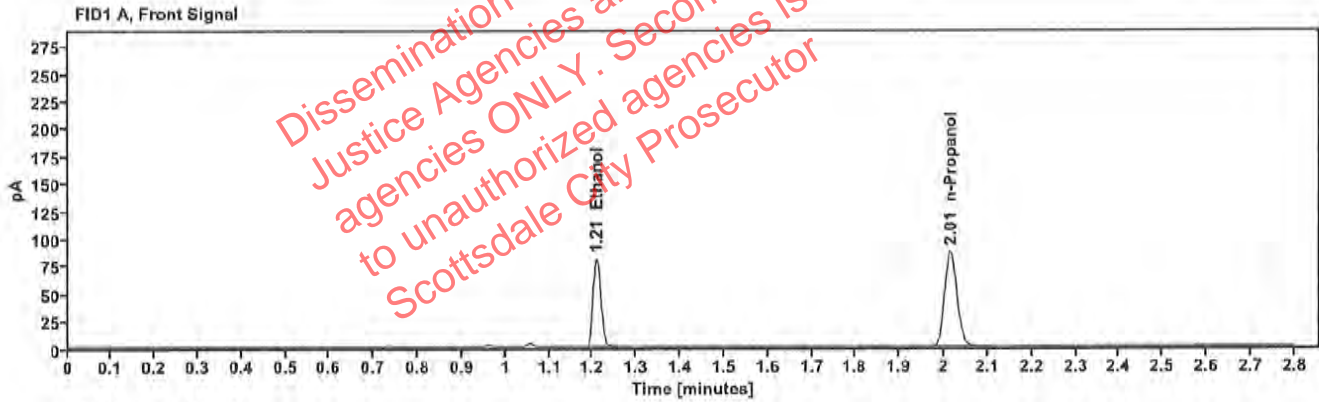


Table 1: FID 1 A (column DB-ALC1)

Compound	Amount (g/100mL)	Time (min)	Peak Area
>Ethanol	0.1658	1.209	101.615
n-Propanol	-----	2.014	172.498

Table 2: FID 2 B (column DB-ALC2)

Compound	Time (min)	Peak Area
Acetaldehyde	0.979	4,117
Ethanol	1.355	110.551
n-Propanol	2.433	186.417

Scottsdale Police Department Crime Lab Volatiles Analysis

Sample:	2223674-2	Vial:	23
Description:	[REDACTED]	LIMS ID:	[REDACTED]
Method:	ethanol quant.M	Sequence:	20Dec22
Instrument:	US14173023 CN14160045	Injection date:	12/20/2022 2:08:02 PM
Data file:	C:\Chem32\1\Data\20Dec22\23.D	Analyst:	Canonico

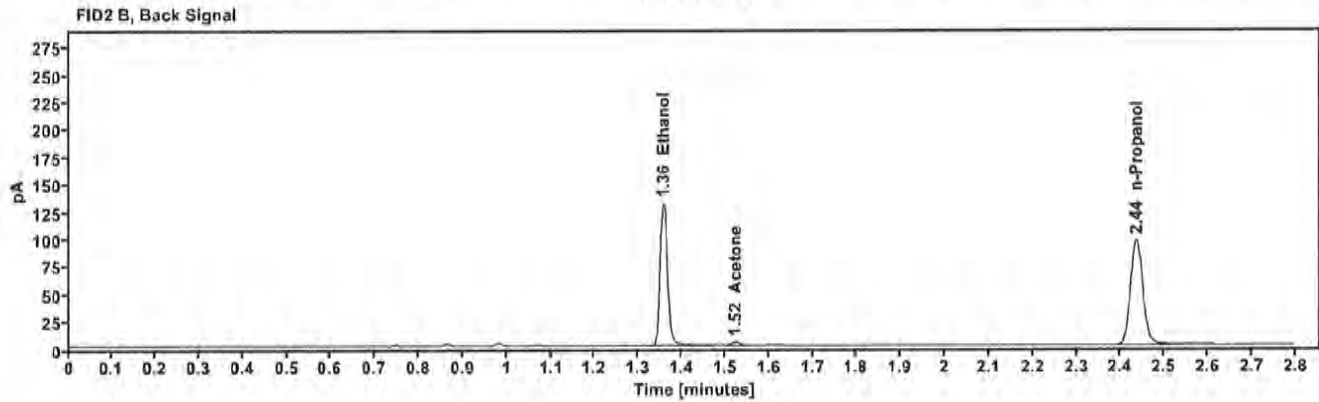
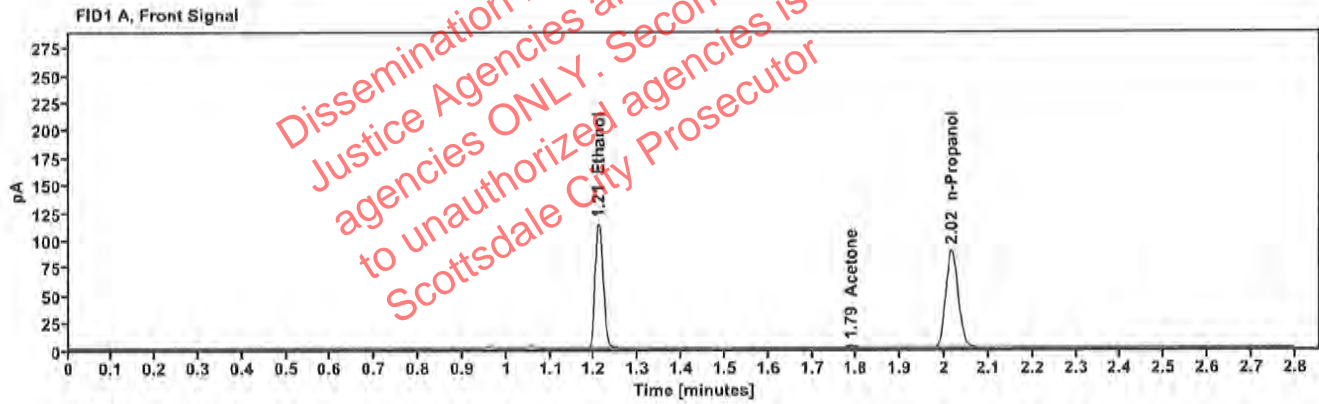


Table 1: FID 1 A (column DB-ALC1)

Compound	Amount (g/100mL)	Time (min)	Peak Area
>Ethanol	0.2303	1.210	144.845
Acetone	---	1.788	3.817
n-Propanol	---	2.016	176.689

Table 2: FID 2 B (column DB-ALC2)

Compound	Time (min)	Peak Area
Ethanol	1.357	158.513
Acetone	1.523	4.078
n-Propanol	2.435	190.663

Scottsdale Police Department Crime Lab Volatiles Analysis

Sample:	2223674-2	Vial:	24
Description:	[REDACTED]	LIMS ID:	[REDACTED]
Method:	ethanol quant.M	Sequence:	20Dec22
Instrument:	US14173023 CN14160045	Injection date:	12/20/2022 2:12:02 PM
Data file:	C:\Chem32\1\Data\20Dec22\24.D	Analyst:	Canonico

Dissemination is restricted to Criminal Justice Agencies and authorized agencies ONLY. Secondary dissemination to unauthorized agencies is PROHIBITED. Scottsdale City Prosecutor

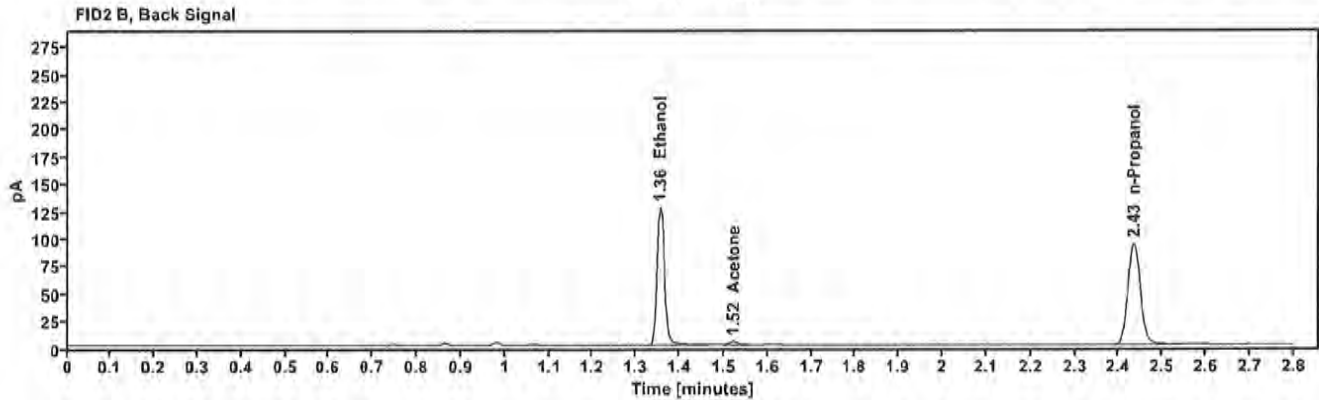
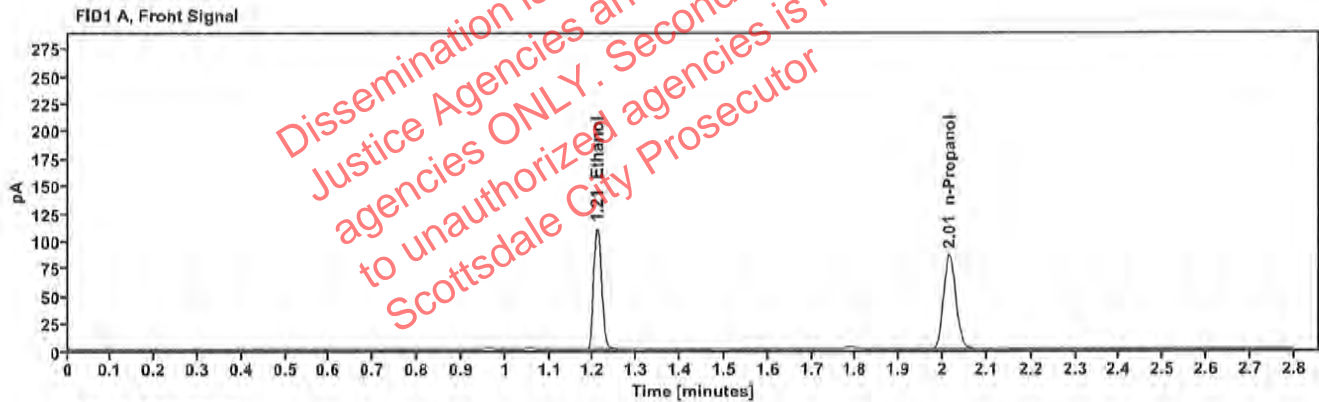


Table 1: FID 1 A (column DB-ALC1)

Compound	Amount (g/100mL)	Time (min)	Peak Area
>Ethanol	0.2286	1.209	139.523
n-Propanol	—	2.015	171.437

Table 2: FID 2 B (column DB-ALC2)

Compound	Time (min)	Peak Area
Ethanol	1.355	152.697
Acetone	1.522	3.970
n-Propanol	2.434	185.159

Scottsdale Police Department Crime Lab Volatiles Analysis

Sample:	1412722	Vial:	25
Description:	[REDACTED]	LIMS ID:	[REDACTED]
Method:	ethanol quant.M	Sequence:	20Dec22
Instrument:	US14173023 CN14160045	Injection date:	12/20/2022 2:16:17 PM
Data file:	C:\Chem32\1\Data\20Dec22\25.D	Analyst:	Canonico

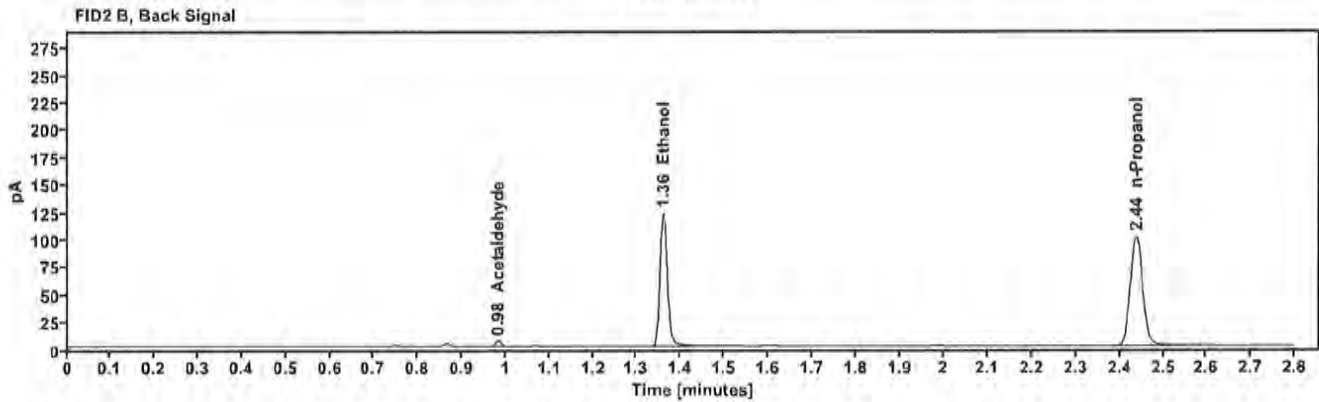
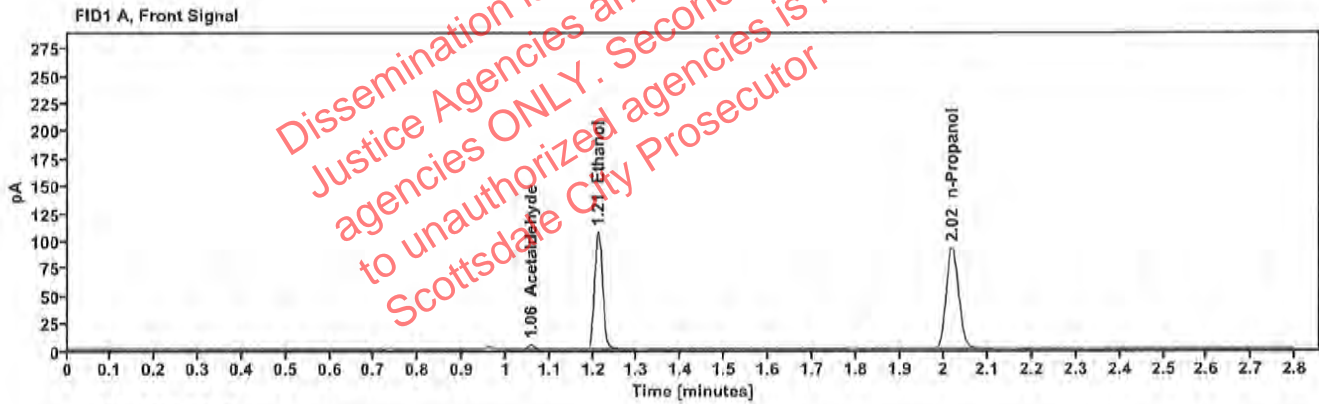


Table 1: FID 1 A (column DB-ALC1)

Compound	Amount (g/100mL)	Time (min)	Peak Area
Acetaldehyde	—	1.057	4.147
>Ethanol	0.2082	1.212	136.314
n-Propanol	—	2.018	183.995

Table 2: FID 2 B (column DB-ALC2)

Compound	Time (min)	Peak Area
Acetaldehyde	0.982	4.623
Ethanol	1.360	150.194
n-Propanol	2.438	199.237

Scottsdale Police Department Crime Lab Volatiles Analysis

Sample:	1412722	Vial:	26
Description:	[REDACTED]	LIMS ID:	[REDACTED]
Method:	ethanol quant.M	Sequence:	20Dec22
Instrument:	US14173023 CN14160045	Injection date:	12/20/2022 2:20:17 PM
Data file:	C:\Chem32\1\Data\20Dec22\26.D	Analyst:	Canonico

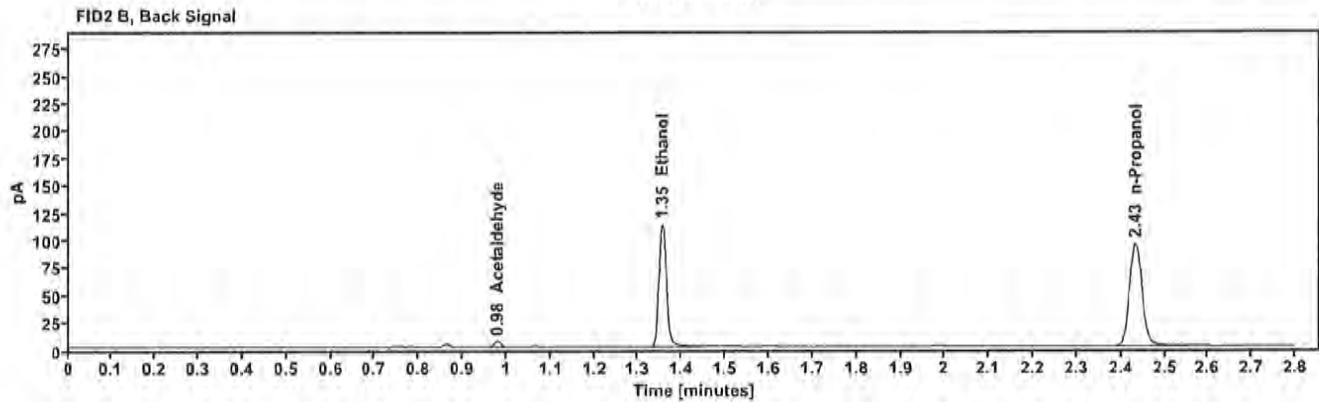
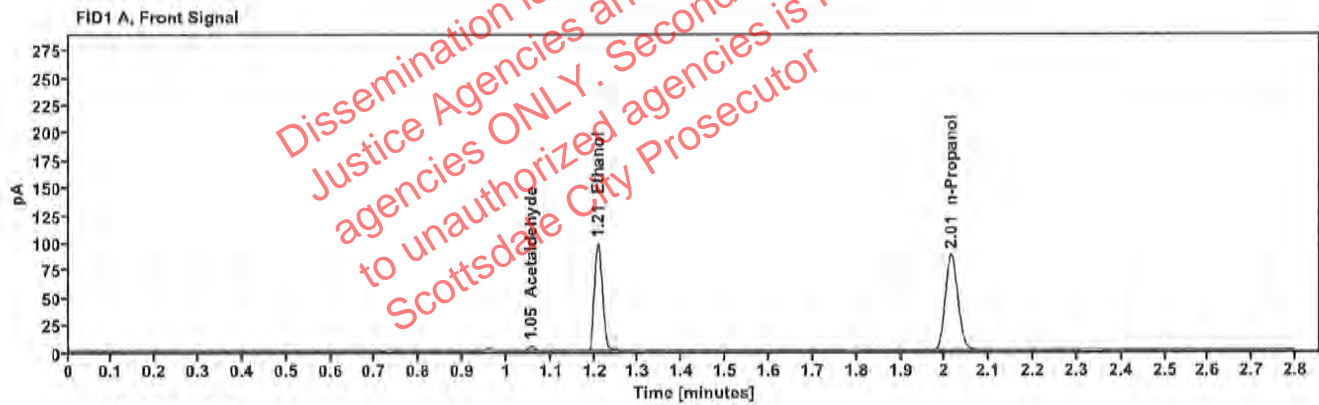


Table 1: FID 1 A (column DB-ALC1)

Compound	Amount (g/100mL)	Time (min)	Peak Area
Acetaldehyde	-----	1.055	4.279
>Ethanol	0.2006	1.208	123.863
n-Propanol	-----	2.014	173.554

Table 2: FID 2 B (column DB-ALC2)

Compound	Time (min)	Peak Area
Acetaldehyde	0.979	4.865
Ethanol	1.355	135.162
n-Propanol	2.433	188.127

Scottsdale Police Department Crime Lab Volatiles Analysis

Sample:	1434127	Vial:	27
Description:	[REDACTED]	LIMS ID:	[REDACTED]
Method:	ethanol quant.M	Sequence:	20Dec22
Instrument:	US14173023 CN14160045	Injection date:	12/20/2022 2:24:18 PM
Data file:	C:\Chem32\1\Data\20Dec22\27.D	Analyst:	Canonico

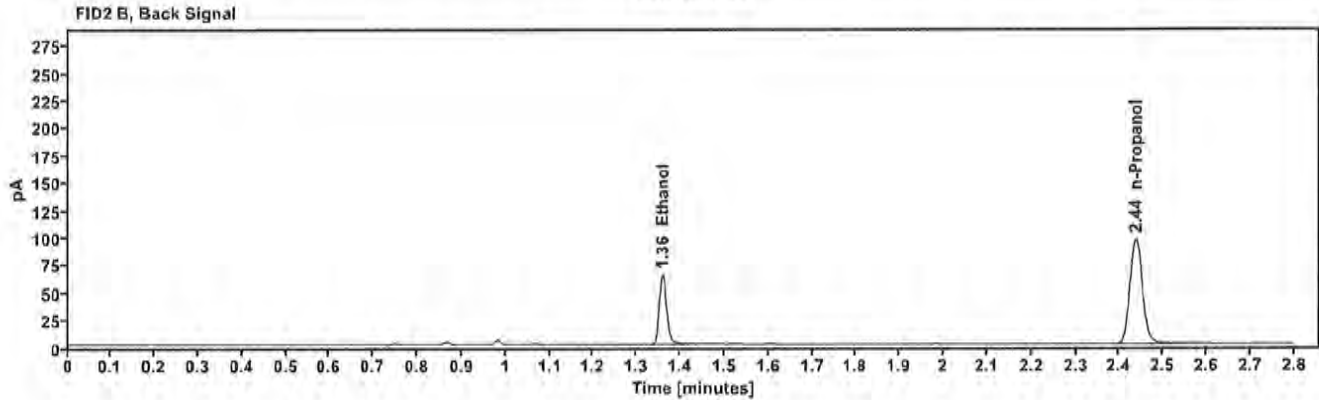
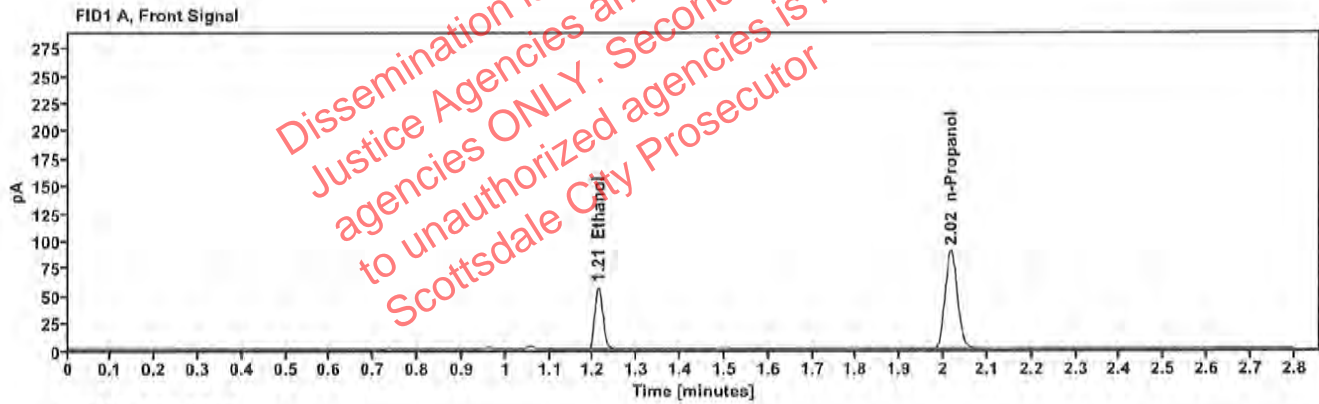


Table 1: FID 1 A (column DB-ALC1)

Compound	Amount (g/100mL)	Time (min)	Peak Area
>Ethanol	0.1140	1.212	71,734
n-Propanol	-----	2.017	177,612

Table 2: FID 2 B (column DB-ALC2)

Compound	Time (min)	Peak Area
Ethanol	1.359	77,875
n-Propanol	2.437	191,911

Scottsdale Police Department Crime Lab Volatiles Analysis

Sample:	1434127	Vial:	28
Description:	[REDACTED]	LIMS ID:	[REDACTED]
Method:	ethanol quant.M	Sequence:	20Dec22
Instrument:	US14173023 CN14160045	Injection date:	12/20/2022 2:28:17 PM
Data file:	C:\Chem32\1\Data\20Dec22\28.D	Analyst:	Canonico

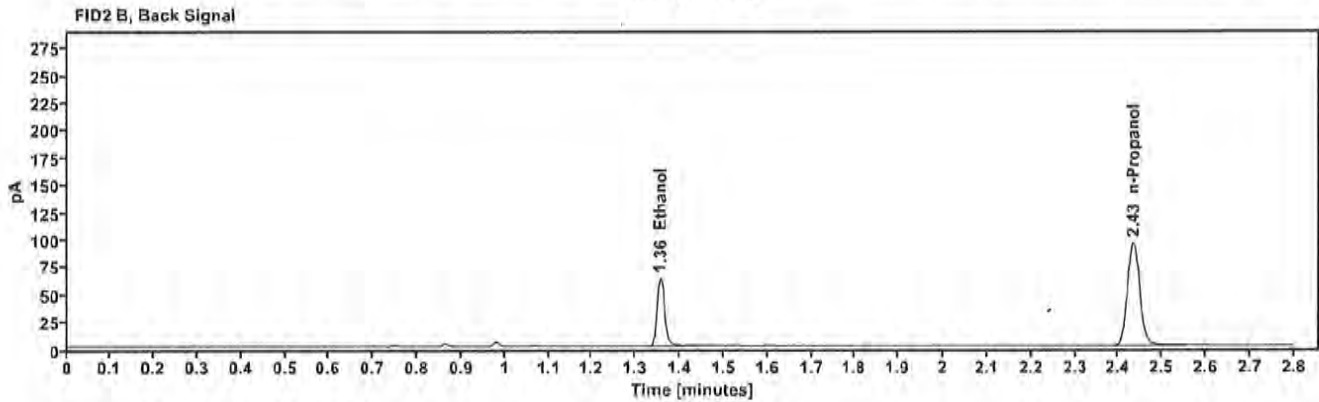
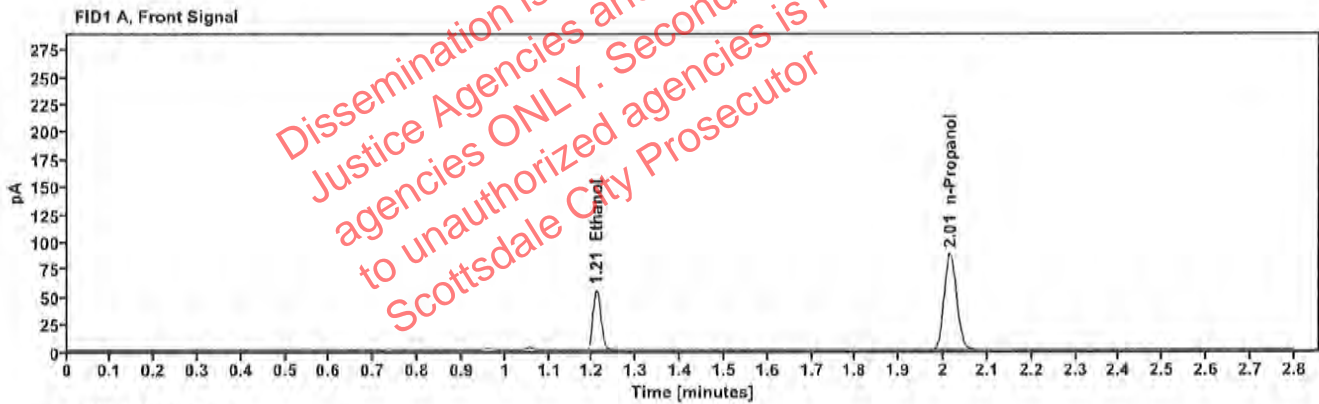


Table 1: FID 1 A (column DB-ALC1)

Compound	Amount (g/100mL)	Time (min)	Peak Area
>Ethanol	0.1118	1.209	68.984
n-Propanol	---	2.015	174.180

Table 2: FID 2 B (column DB-ALC2)

Compound	Time (min)	Peak Area
Ethanol	1.356	74.772
n-Propanol	2.433	188.573

Scottsdale Police Department Crime Lab Volatiles Analysis

Sample:	2223760-1	Vial:	29
Description:	[REDACTED]	LIMS ID:	[REDACTED]
Method:	ethanol quant.M	Sequence:	20Dec22
Instrument:	US14173023 CN14160045	Injection date:	12/20/2022 2:32:17 PM
Data file:	C:\Chem32\1\Data\20Dec22\29.D	Analyst:	Canonico

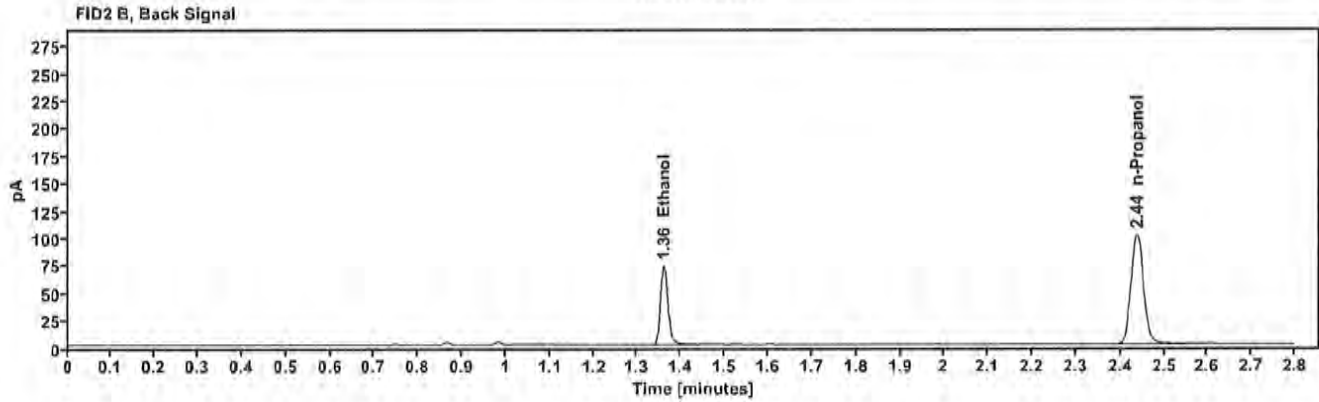
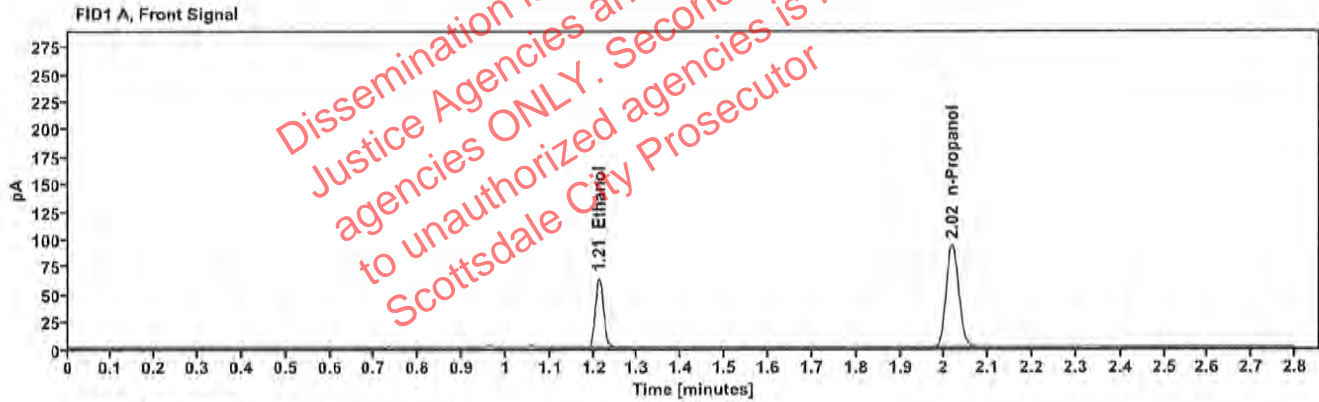


Table 1: FID 1 A (column DB-ALC1)

Compound	Amount (g/100mL)	Time (min)	Peak Area
>Ethanol	0.1237	1.212	81.551
n-Propanol	—	2.017	185.919

Table 2: FID 2 B (column DB-ALC2)

Compound	Time (min)	Peak Area
Ethanol	1.360	88.671
n-Propanol	2.438	200.804

Scottsdale Police Department Crime Lab Volatiles Analysis

Sample:	2223760-1	Vial:	30
Description:	[REDACTED]	LIMS ID:	[REDACTED]
Method:	ethanol quant.M	Sequence:	20Dec22
Instrument:	US14173023 CN14160045	Injection date:	12/20/2022 2:36:17 PM
Data file:	C:\Chem32\1\Data\20Dec22\30.D	Analyst:	Canonico

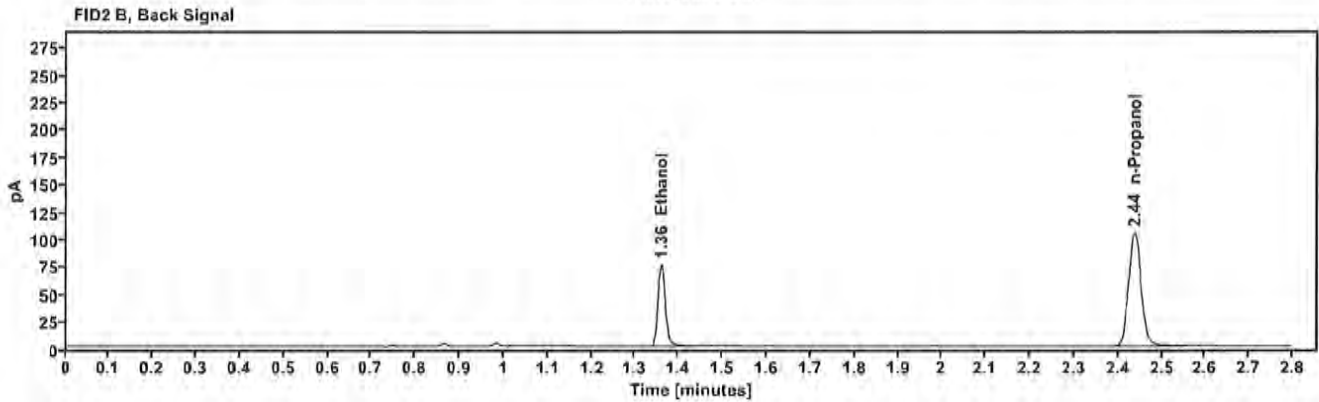
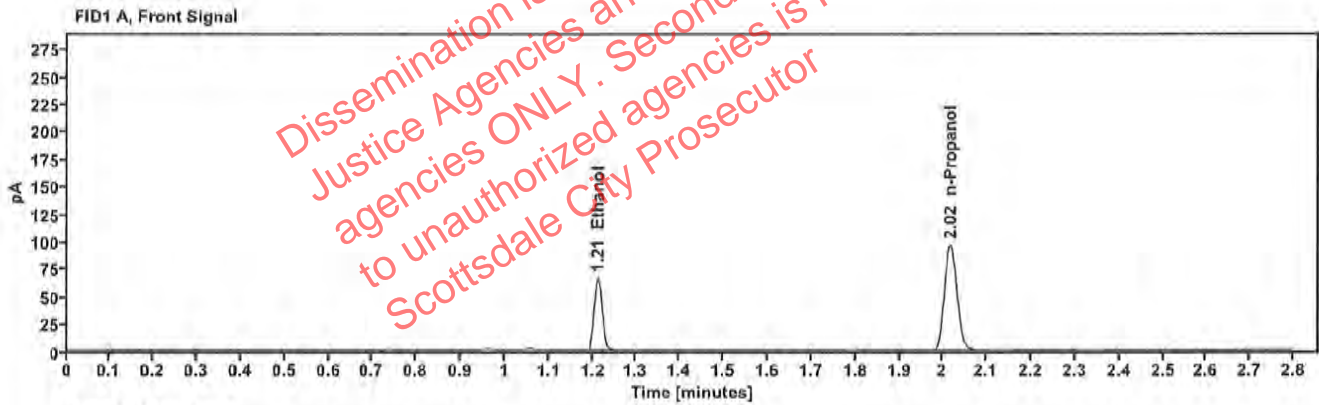


Table 1: FID 1 A (column DB-ALC1)

Compound	Amount (g/100mL)	Time (min)	Peak Area
>Ethanol	0.1244	1.212	84.680
n-Propanol	---	2.017	191.892

Table 2: FID 2 B (column DB-ALC2)

Compound	Time (min)	Peak Area
Ethanol	1.360	92.111
n-Propanol	2.437	207.405

Scottsdale Police Department Crime Lab Volatiles Analysis

Sample:	22227082 2223798-2	02122122	Vial:	32
Description:	[REDACTED]		LIMS ID:	[REDACTED]
Method:	ethanol quant.M		Sequence:	20Dec22
Instrument:	US14173023 CN14160045		Injection date:	12/20/2022 2:44:33 PM
Data file:	C:\Chem32\1\Data\20Dec22\32.D		Analyst:	Canonico

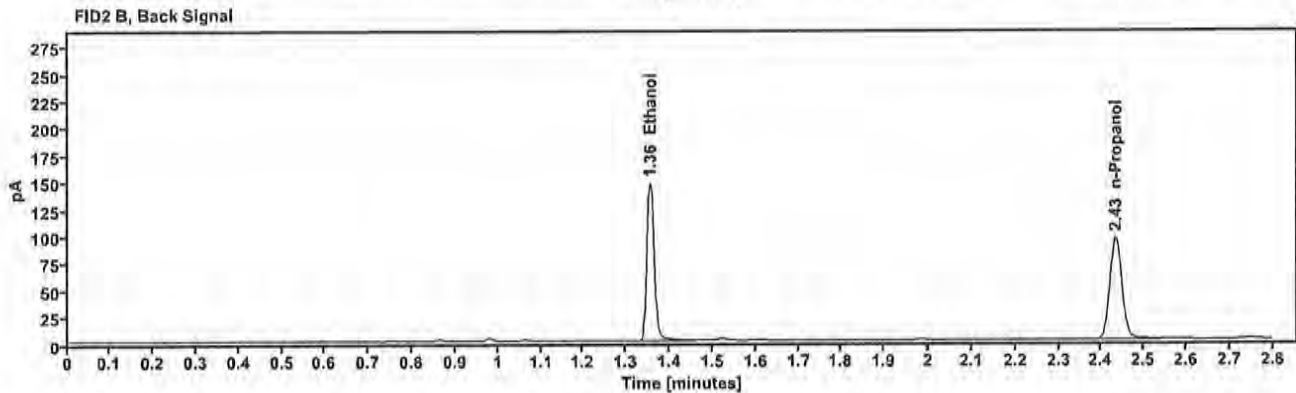
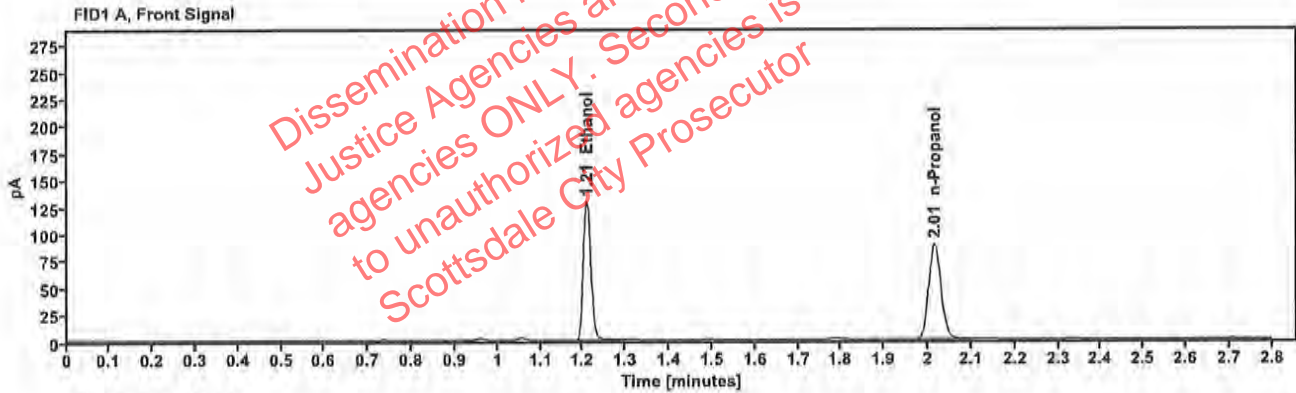


Table 1: FID 1 A (column DB-ALC1)

Compound	Amount (g/100mL)	Time (min)	Peak Area
>Ethanol	0.2587	1.209	162.162
n-Propanol	—	2.015	175.986

Table 2: FID 2 B (column DB-ALC2)

Compound	Time (min)	Peak Area
Ethanol	1.355	177.371
n-Propanol	2.433	189.705

Scottsdale Police Department Crime Lab Volatiles Analysis

Sample:	2223798-2 2223798-2 RC 122722	Vial:	33
Description:	[REDACTED]	LIMS ID:	[REDACTED]
Method:	ethanol quant.M	Sequence:	20Dec22
Instrument:	US14173023 CN14160045	Injection date:	12/20/2022 2:48:32 PM
Data file:	C:\Chem32\1\Data\20Dec22\33.D	Analyst:	Canonico

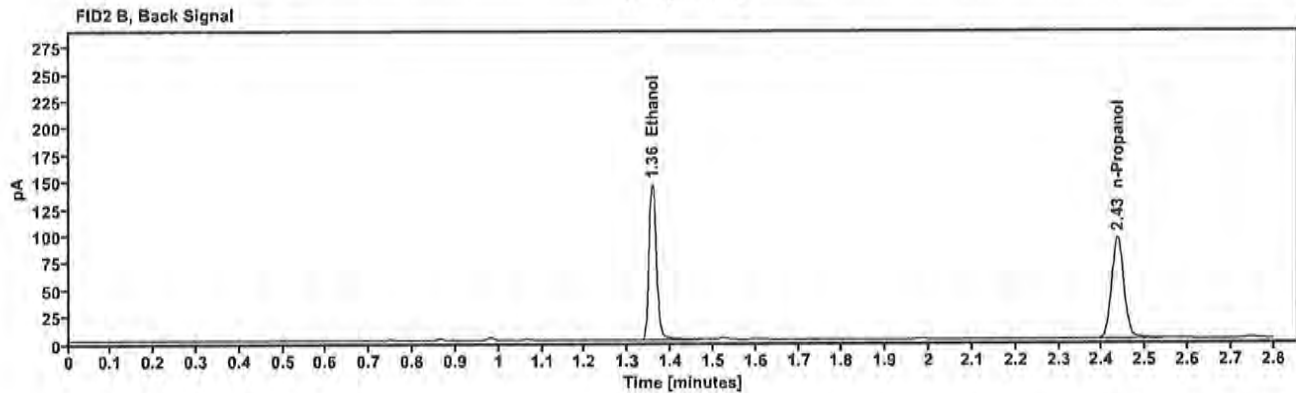
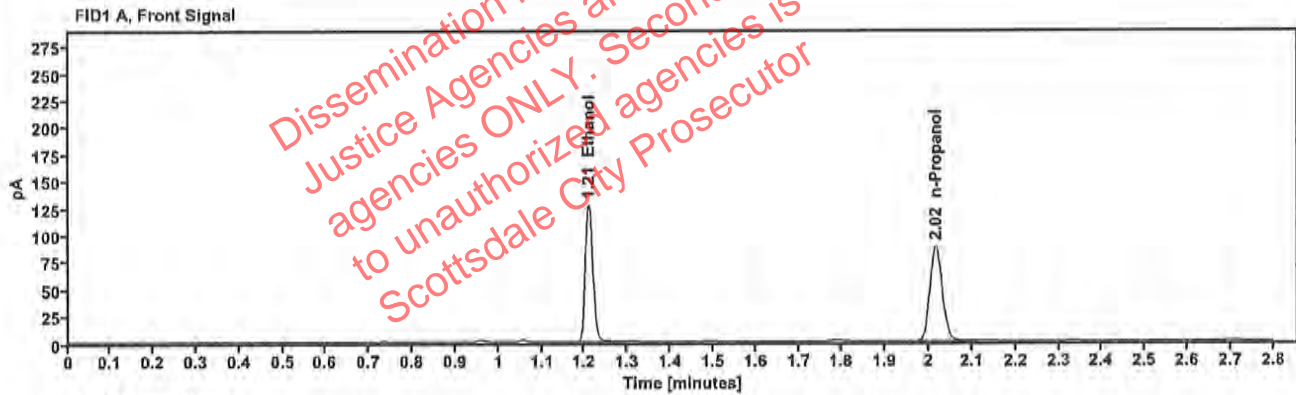


Table 1: FID 1 A (column DB-ALC1)

Compound	Amount (g/100mL)	Time (min)	Peak Area
>Ethanol	0.2581	1.209	160.876
n-Propanol	—	2.016	175.018

Table 2: FID 2 B (column DB-ALC2)

Compound	Time (min)	Peak Area
Ethanol	1.356	175.886
n-Propanol	2.435	188.789

Scottsdale Police Department Crime Lab Volatiles Analysis

Sample:	2223811-2	Vial:	34
Description:	[REDACTED]	LIMS ID:	[REDACTED]
Method:	ethanol quant.M	Sequence:	20Dec22
Instrument:	US14173023 CN14160045	Injection date:	12/20/2022 2:52:33 PM
Data file:	C:\Chem32\1\Data\20Dec22\34.D	Analyst:	Canonico

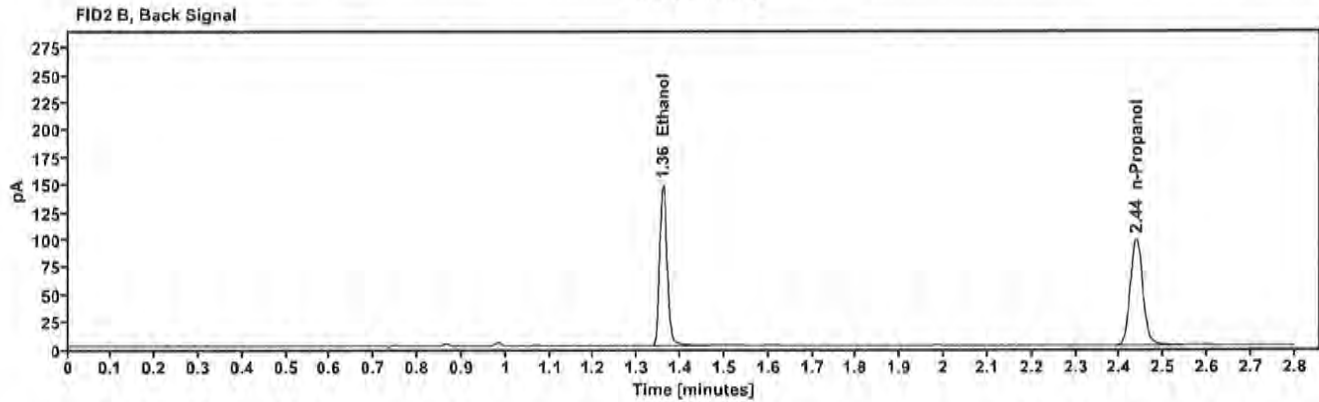
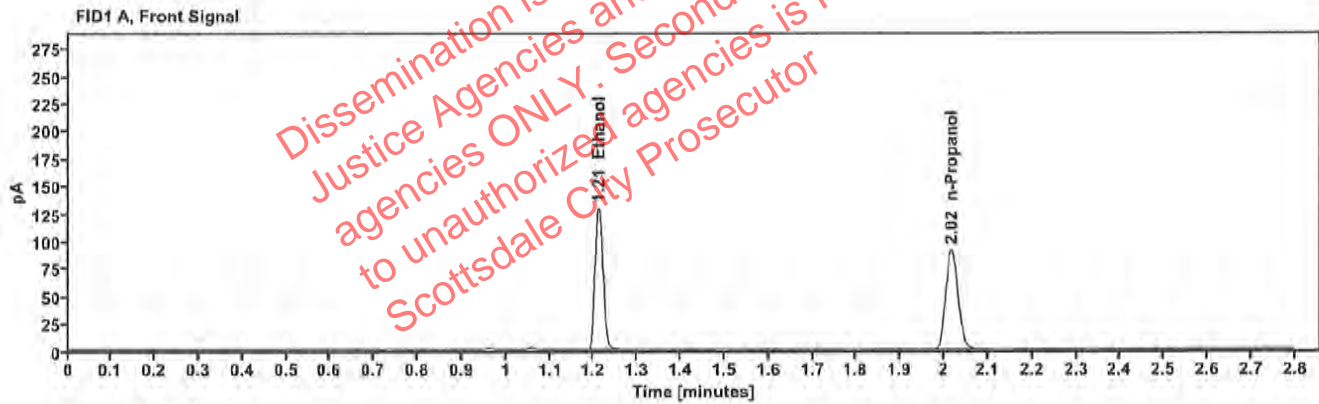


Table 1: FID 1 A (column DB-ALC1)

Compound	Amount (g/100mL)	Time (min)	Peak Area
>Ethanol	0.2567	1.211	164.767
n-Propanol	---	2.017	180.196

Table 2: FID 2 B (column DB-ALC2)

Compound	Time (min)	Peak Area
Ethanol	1.359	180.152
n-Propanol	2.437	194.086

Scottsdale Police Department Crime Lab Volatiles Analysis

Sample:	2223811-2	Vial:	35
Description:	[REDACTED]	LIMS ID:	[REDACTED]
Method:	ethanol quant.M	Sequence:	20Dec22
Instrument:	US14173023 CN14160045	Injection date:	12/20/2022 2:56:32 PM
Data file:	C:\Chem32\1\Data\20Dec22\35.D	Analyst:	Canonico

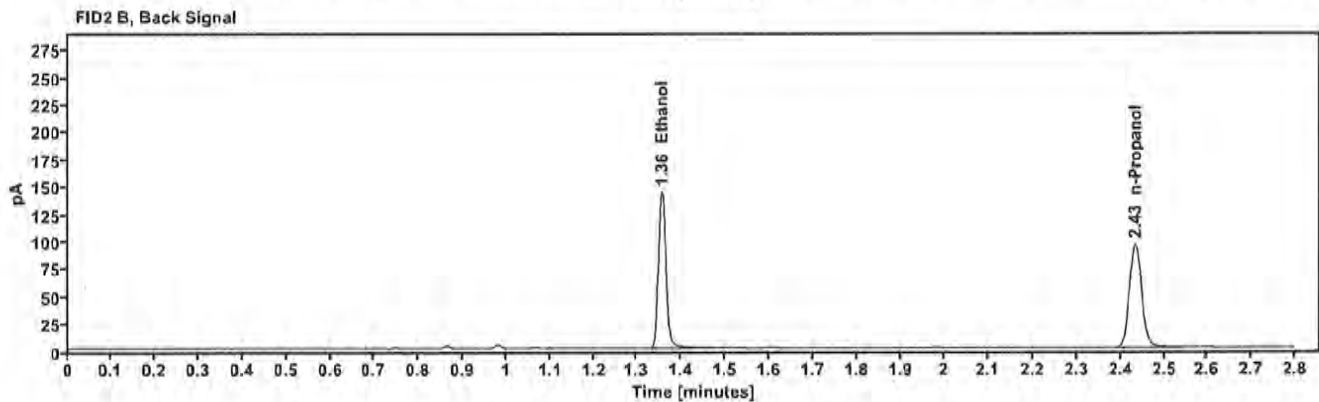
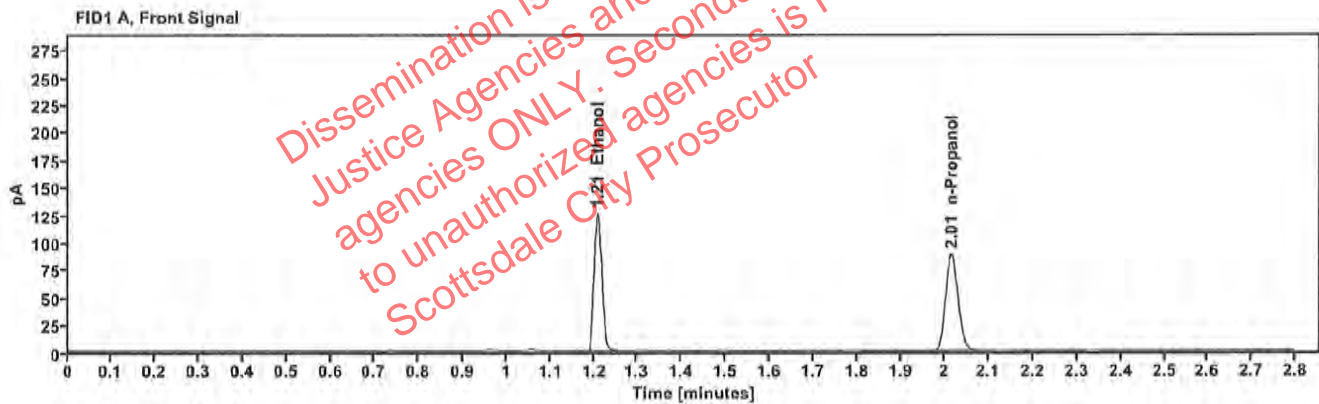


Table 1: FID 1 A (column DB-ALC1)

Compound	Amount (g/100mL)	Time (min)	Peak Area
>Ethanol	0.2532	1.209	157.718
n-Propanol	---	2.015	174.891

Table 2: FID 2 B (column DB-ALC2)

Compound	Time (min)	Peak Area
Ethanol	1.355	172.665
n-Propanol	2.434	188.587

Scottsdale Police Department Crime Lab Volatiles Analysis

Sample:	2223824-1	Vial:	36
Description:	[REDACTED]	LIMS ID:	[REDACTED]
Method:	ethanol quant.M	Sequence:	20Dec22
Instrument:	US14173023 CN14160045	Injection date:	12/20/2022 3:00:32 PM
Data file:	C:\Chem32\1\Data\20Dec22\36.D	Analyst:	Canonico

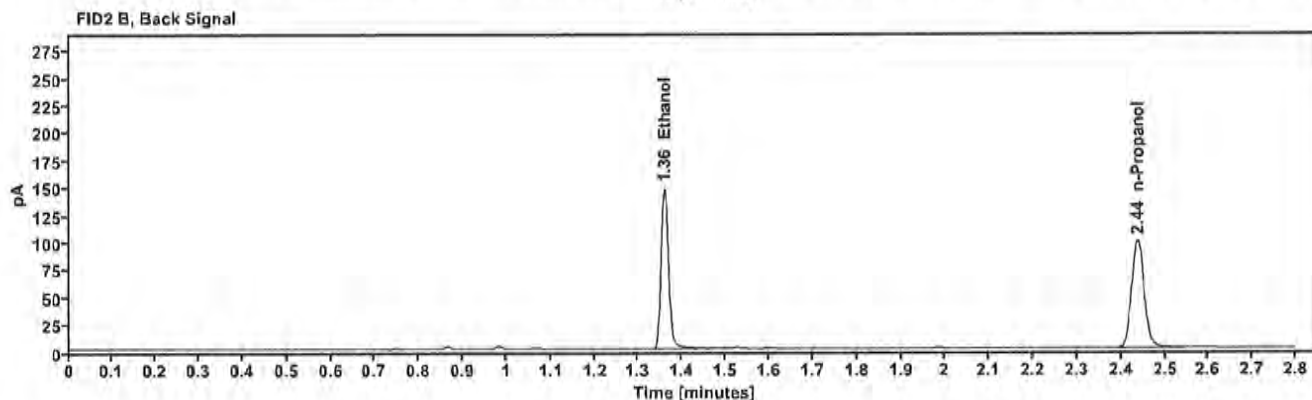
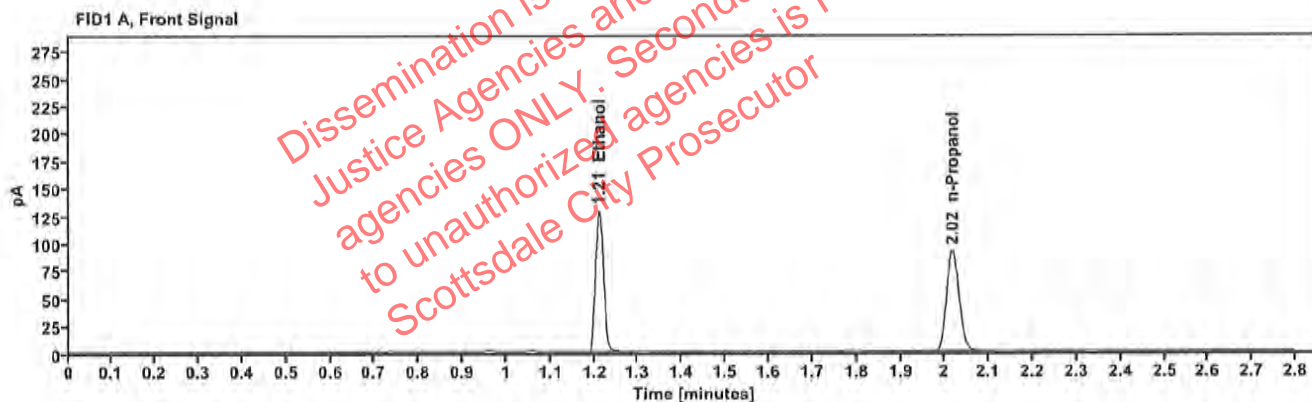


Table 1: FID 1 A (column DB-ALC1)

Compound	Amount (g/100mL)	Time (min)	Peak Area
>Ethanol	0.2536	1.211	164.219
n-Propanol	---	2.017	181.845

Table 2: FID 2 B (column DB-ALC2)

Compound	Time (min)	Peak Area
Ethanol	1.359	179.610
n-Propanol	2.437	196.198

Scottsdale Police Department Crime Lab Volatiles Analysis

Sample:	2223824-1	Vial:	37
Description:	[REDACTED]	LIMS ID:	[REDACTED]
Method:	ethanol quant.M	Sequence:	20Dec22
Instrument:	US14173023 CN14160045	Injection date:	12/20/2022 3:04:48 PM
Data file:	C:\Chem32\1\Data\20Dec22\37.D	Analyst:	Canonico

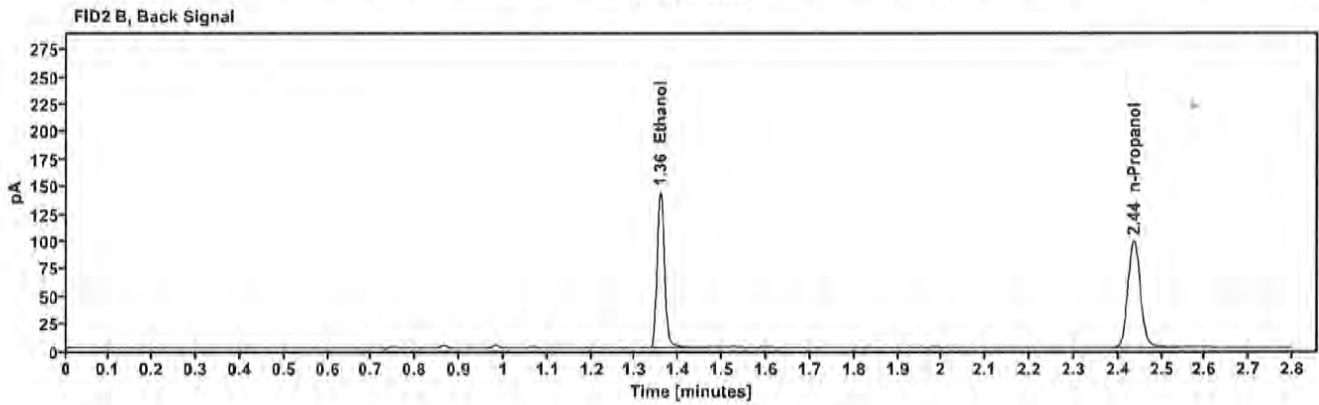
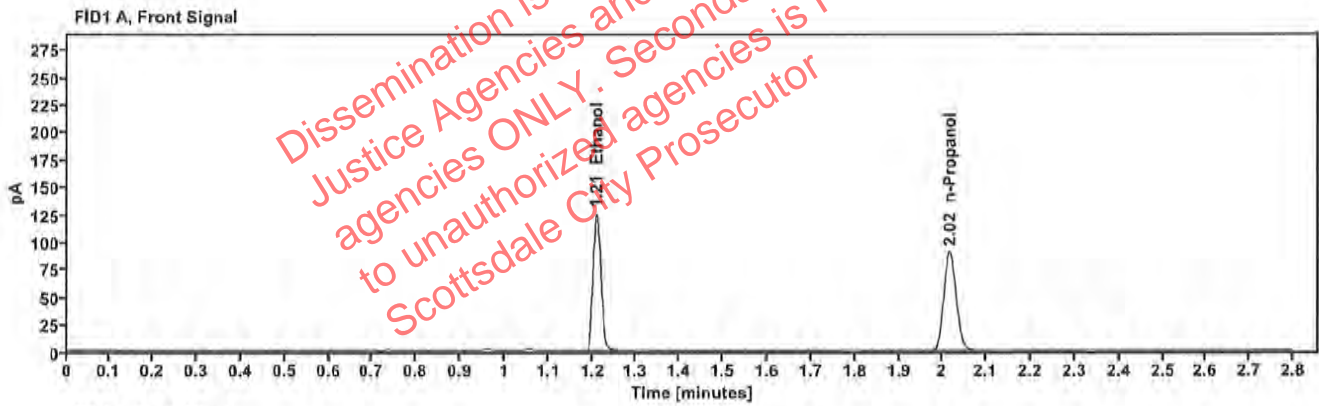


Table 1: FID 1 A (column DB-ALC1)

Compound	Amount (g/100mL)	Time (min)	Peak Area
>Ethanol	0.2490	1.210	159.035
n-Propanol	-----	2.016	179.351

Table 2: FID 2 B (column DB-ALC2)

Compound	Time (min)	Peak Area
Ethanol	1.357	173.756
n-Propanol	2.436	193.525

Scottsdale Police Department Crime Lab Volatiles Analysis

Sample:	2223842-2	Vial:	38
Description:	[REDACTED]	LIMS ID:	[REDACTED]
Method:	ethanol quant.M	Sequence:	20Dec22
Instrument:	US14173023 CN14160045	Injection date:	12/20/2022 3:08:47 PM
Data file:	C:\Chem32\1\Data\20Dec22\38.D	Analyst:	Canonico

Dissemination is restricted to Criminal Justice Agencies and authorized agencies ONLY. Secondary dissemination to unauthorized agencies is PROHIBITED.
 Scottsdale City Prosecutor

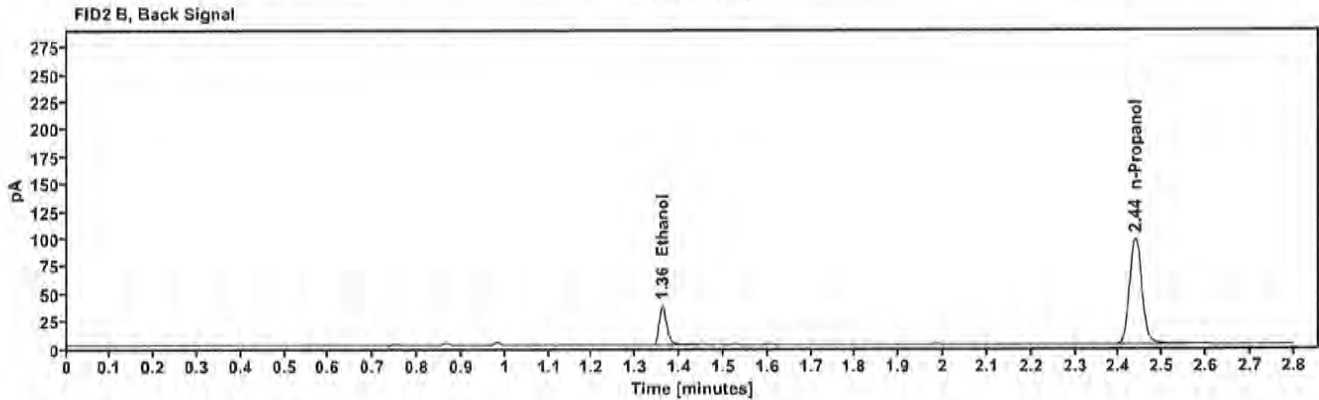
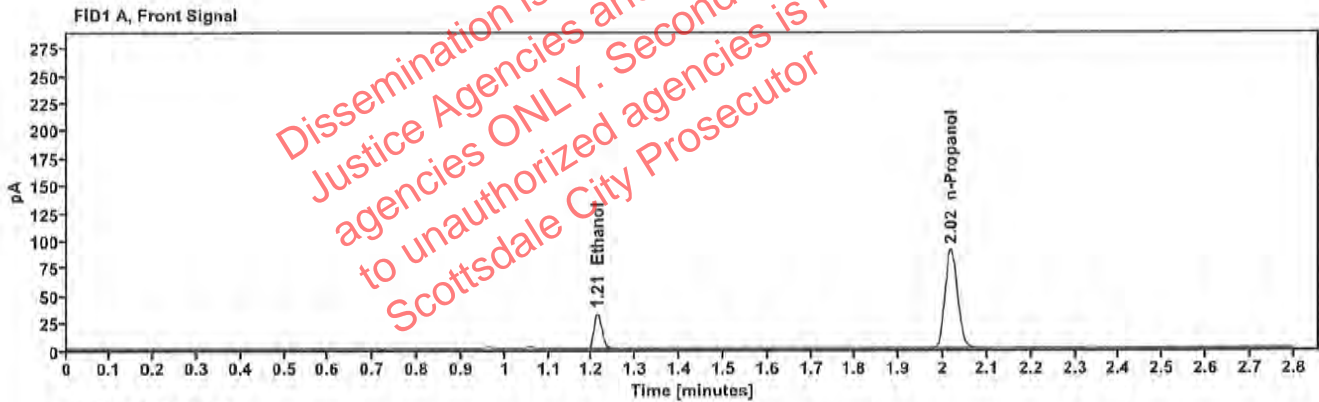


Table 1: FID 1 A (column DB-ALC1)

Compound	Amount (g/100mL)	Time (min)	Peak Area
>Ethanol	0.0649	1.213	40.918
n-Propanol	---	2.017	179.000

Table 2: FID 2 B (column DB-ALC2)

Compound	Time (min)	Peak Area
Ethanol	1.361	44.277
n-Propanol	2.438	193.552

Scottsdale Police Department Crime Lab Volatiles Analysis

Sample:	2223842-2	Vial:	39
Description:	[REDACTED]	LIMS ID:	[REDACTED]
Method:	ethanol quant.M	Sequence:	20Dec22
Instrument:	US14173023 CN14160045	Injection date:	12/20/2022 3:12:47 PM
Data file:	C:\Chem32\1\Data\20Dec22\39.D	Analyst:	Canonico

Dissemination is restricted to Criminal Justice Agencies and authorized ONLY. Secondary dissemination to unauthorized agencies is PROHIBITED. Scottsdale City Prosecutor

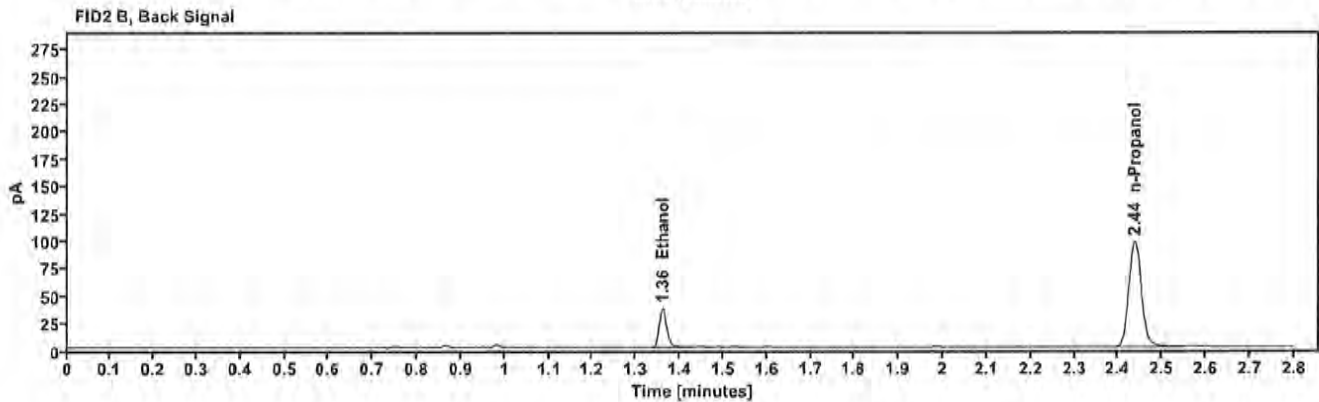
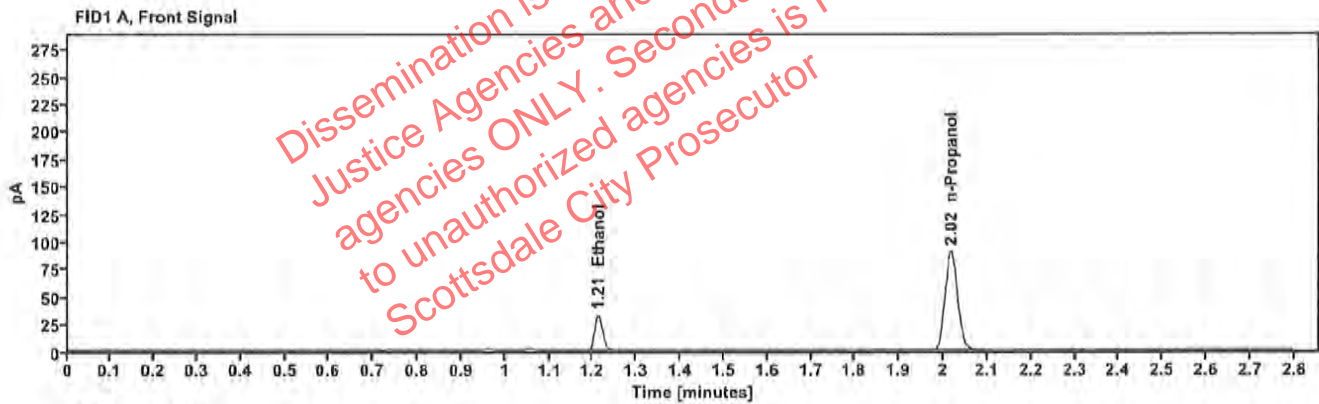


Table 1: FID 1 A (column DB-ALC1)

Compound	Amount (g/100mL)	Time (min)	Peak Area
>Ethanol	0.0646	1.212	40.614
n-Propanol	-----	2.017	178.688

Table 2: FID 2 B (column DB-ALC2)

Compound	Time (min)	Peak Area
Ethanol	1.360	43.803
n-Propanol	2.437	193.122

Scottsdale Police Department Crime Lab Volatiles Analysis

Sample:	2223758-3	Vial:	40
Description:	[REDACTED]	LIMS ID:	[REDACTED]
Method:	ethanol quant.M	Sequence:	20Dec22
Instrument:	US14173023 CN14160045	Injection date:	12/20/2022 3:16:47 PM
Data file:	C:\Chem32\1\Data\20Dec22\40.D	Analyst:	Canonico

Dissemination is restricted to Criminal Justice Agencies and authorized agencies ONLY. Secondary dissemination to unauthorized agencies is PROHIBITED. Scottsdale City Prosecutor

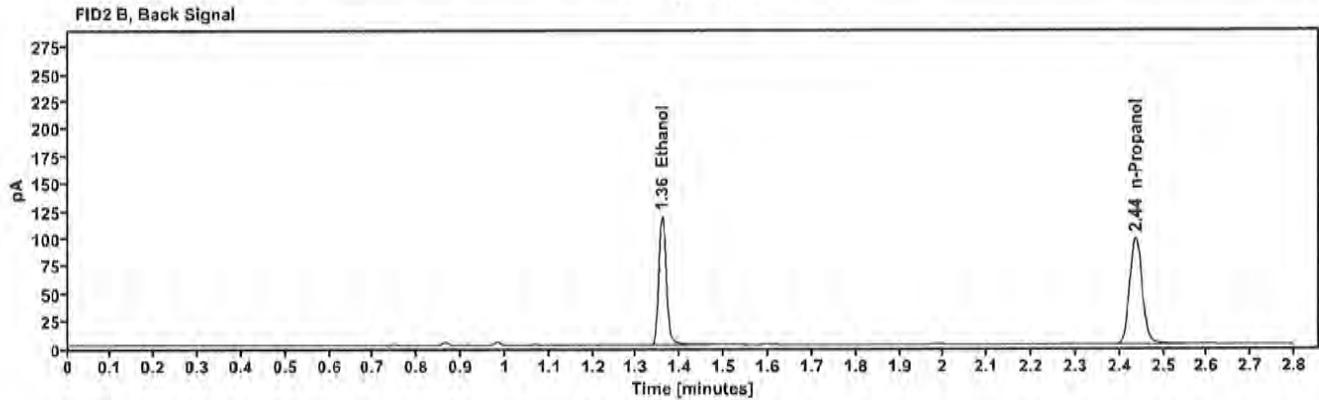
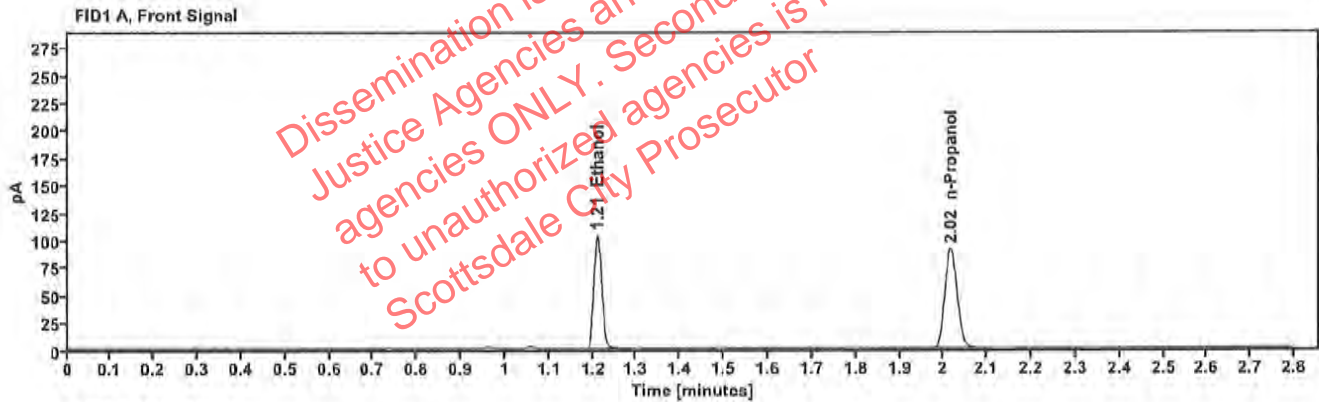


Table 1: FID 1 A (column DB-ALC1)

Compound	Amount (g/100mL)	Time (min)	Peak Area
>Ethanol	0.2061	1.211	131.473
n-Propanol	---	2.016	179.248

Table 2: FID 2 B (column DB-ALC2)

Compound	Time (min)	Peak Area
Ethanol	1.358	144.796
n-Propanol	2.436	193.799

Scottsdale Police Department Crime Lab Volatiles Analysis

Sample:	2223758-3	Vial:	41
Description:	[REDACTED]	LIMS ID:	[REDACTED]
Method:	ethanol quant.M	Sequence:	20Dec22
Instrument:	US14173023 CN14160045	Injection date:	12/20/2022 3:20:48 PM
Data file:	C:\Chem32\1\Data\20Dec22\41.D	Analyst:	Canonico

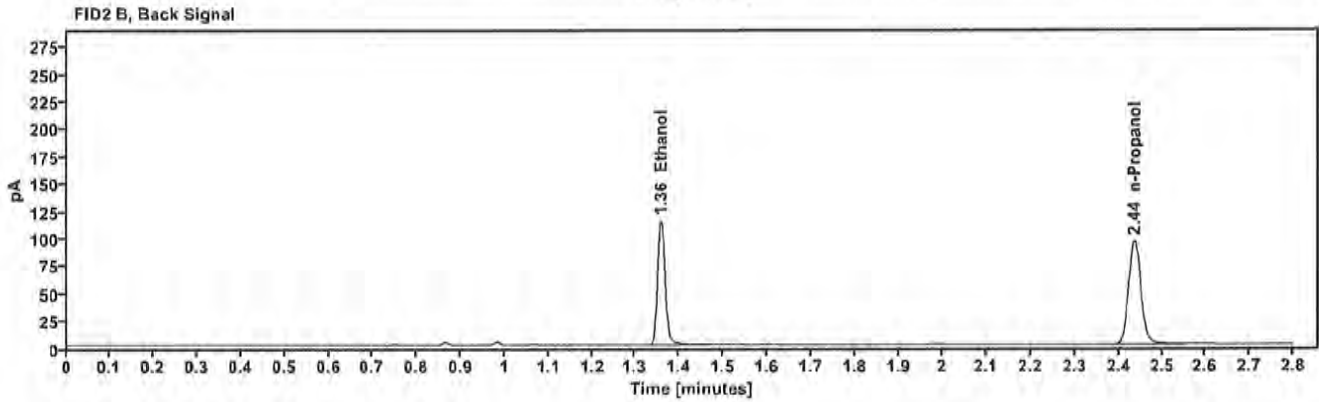
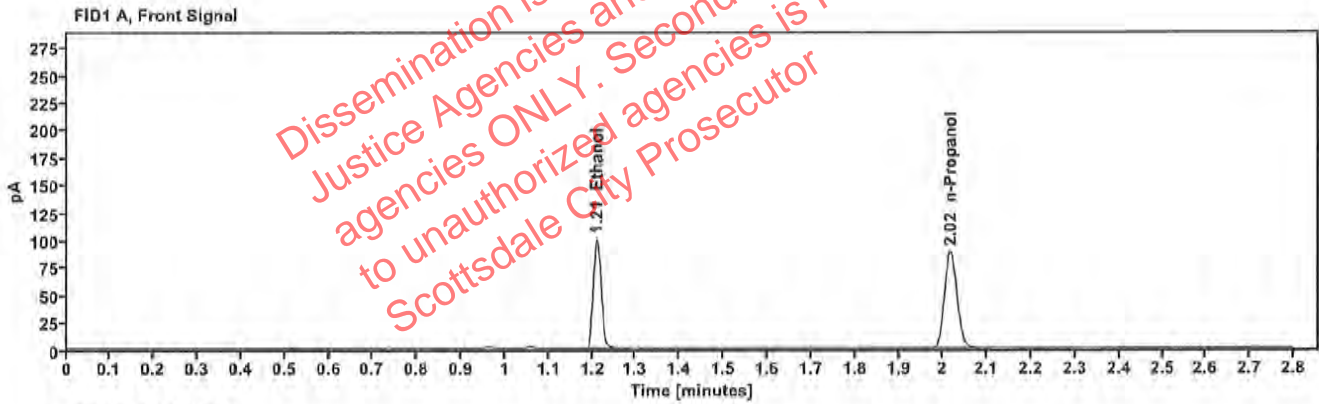


Table 1: FID 1 A (column DB-ALC1)

Compound	Amount (g/100mL)	Time (min)	Peak Area
>Ethanol	0.2041	1.211	127.074
n-Propanol	—	2.016	175.011

Table 2: FID 2 B (column DB-ALC2)

Compound	Time (min)	Peak Area
Ethanol	1.358	140.006
n-Propanol	2.436	189.290

Scottsdale Police Department Crime Lab Volatiles Analysis

Sample:	2222652-3	Vial:	43
Description:	[REDACTED]	LIMS ID:	[REDACTED]
Method:	ethanol quant.M	Sequence:	20Dec22
Instrument:	US14173023 CN14160045	Injection date:	12/20/2022 3:29:03 PM
Data file:	C:\Chem32\1\Data\20Dec22\43.D	Analyst:	Canonico

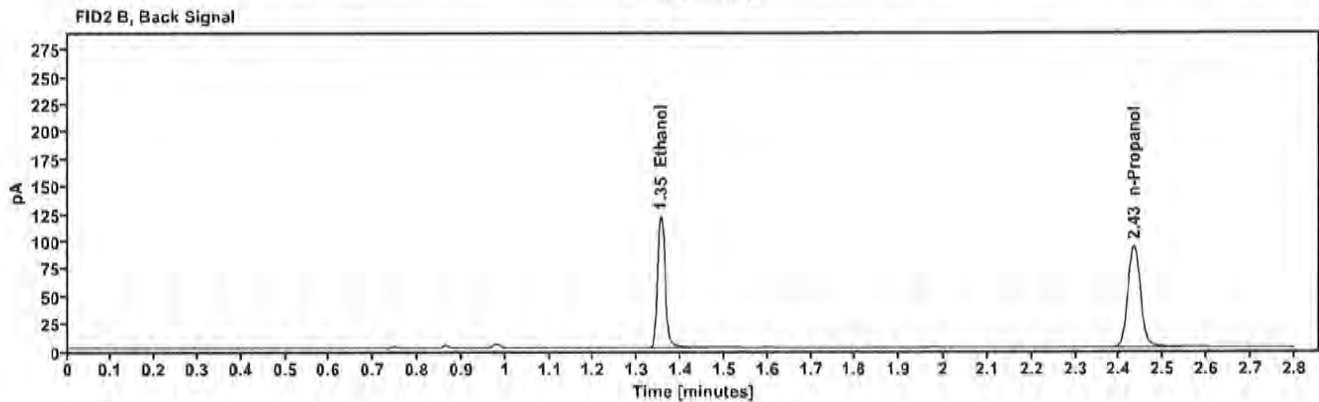
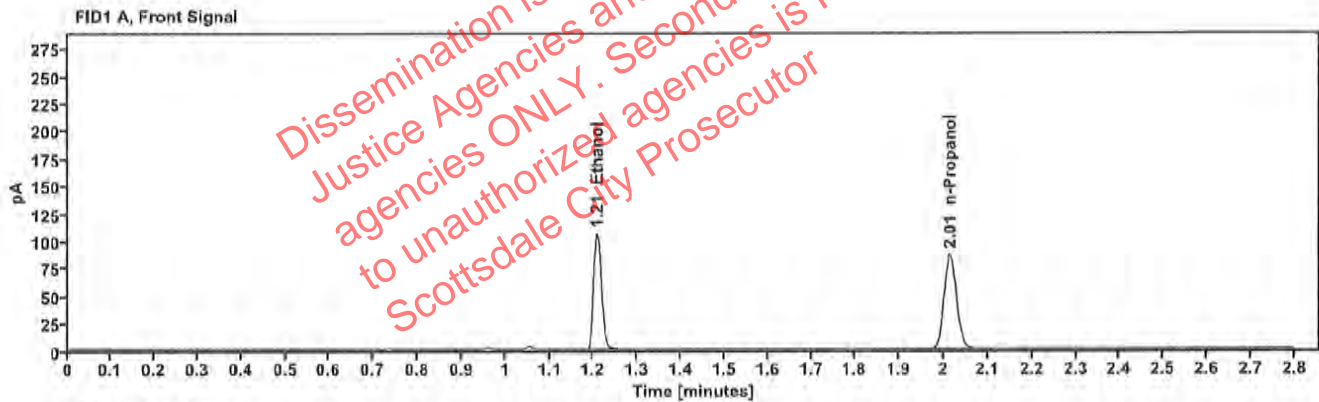


Table 1: FID 1 A (column DB-ALC1)

Compound	Amount (g/100mL)	Time (min)	Peak Area
>Ethanol	0.2180	1.208	133.588
n-Propanol	---	2.014	172.200

Table 2: FID 2 B (column DB-ALC2)

Compound	Time (min)	Peak Area
Ethanol	1.354	146.089
n-Propanol	2.432	186.122

Scottsdale Police Department Crime Lab Volatiles Analysis

Sample:	2222652-3	Vial:	44
Description:	[REDACTED]	LIMS ID:	[REDACTED]
Method:	ethanol quant.M	Sequence:	20Dec22
Instrument:	US14173023 CN14160045	Injection date:	12/20/2022 3:33:02 PM
Data file:	C:\Chem32\1\Data\20Dec22\44.D	Analyst:	Canonico

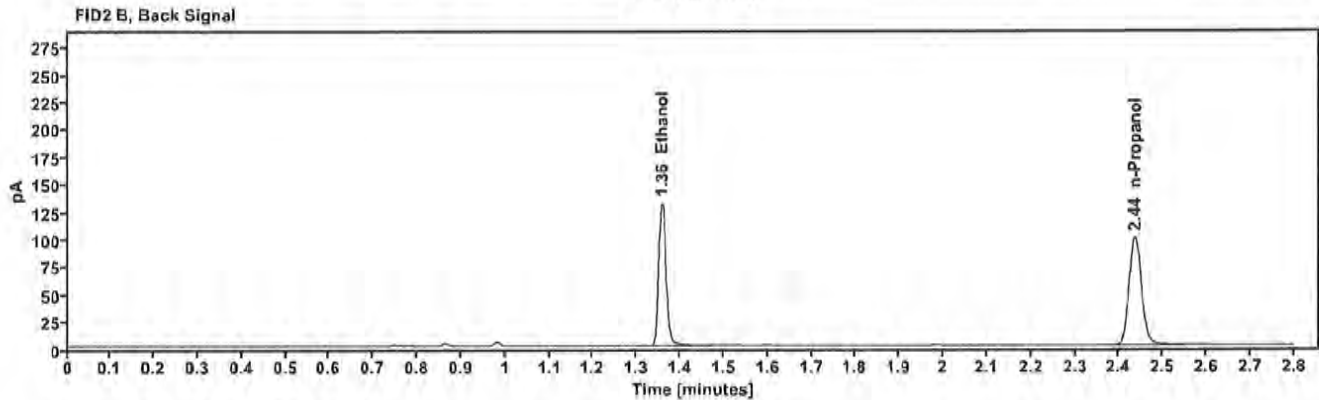
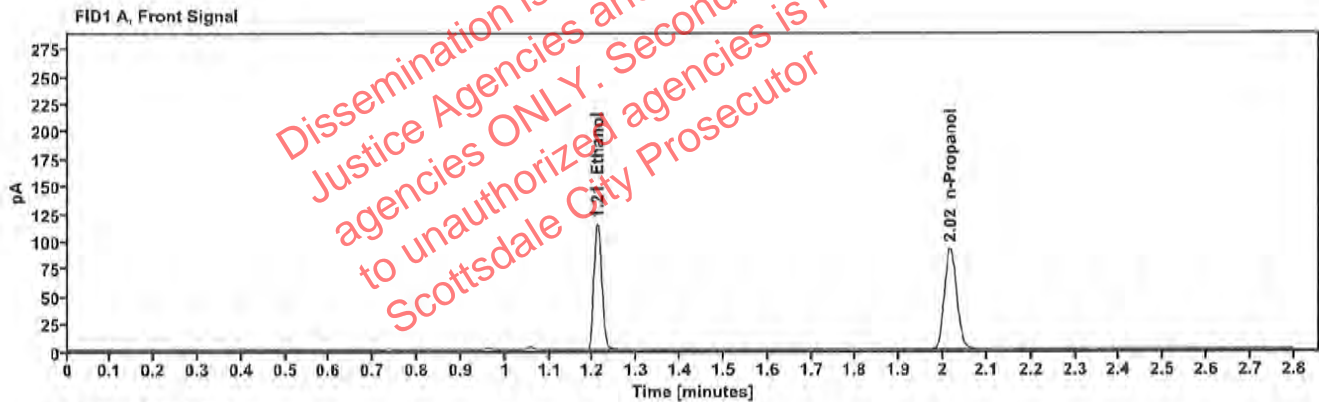


Table 1: FID 1 A (column DB-ALC1)

Compound	Amount (g/100mL)	Time (min)	Peak Area
>Ethanol	0.2242	1.210	146.297
n-Propanol	—	2.016	183.338

Table 2: FID 2 B (column DB-ALC2)

Compound	Time (min)	Peak Area
Ethanol	1.358	159.790
n-Propanol	2.436	197.948

Scottsdale Police Department Crime Lab Volatiles Analysis

Sample:	2224080-2	Vial:	45
Description:	[REDACTED]	LIMS ID:	[REDACTED]
Method:	ethanol quant.M	Sequence:	20Dec22
Instrument:	US14173023 CN14160045	Injection date:	12/20/2022 3:37:02 PM
Data file:	C:\Chem32\1\Data\20Dec22\45.D	Analyst:	Canonico

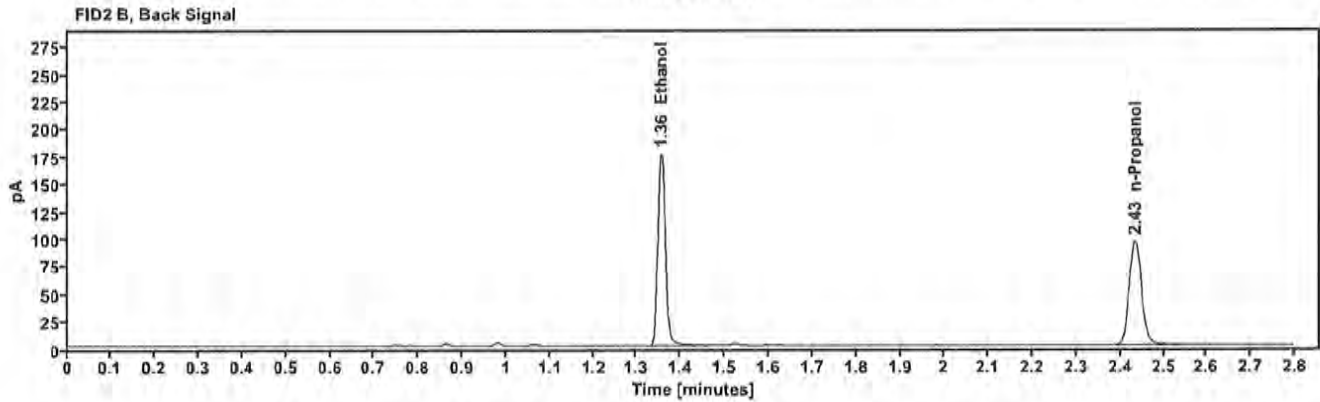
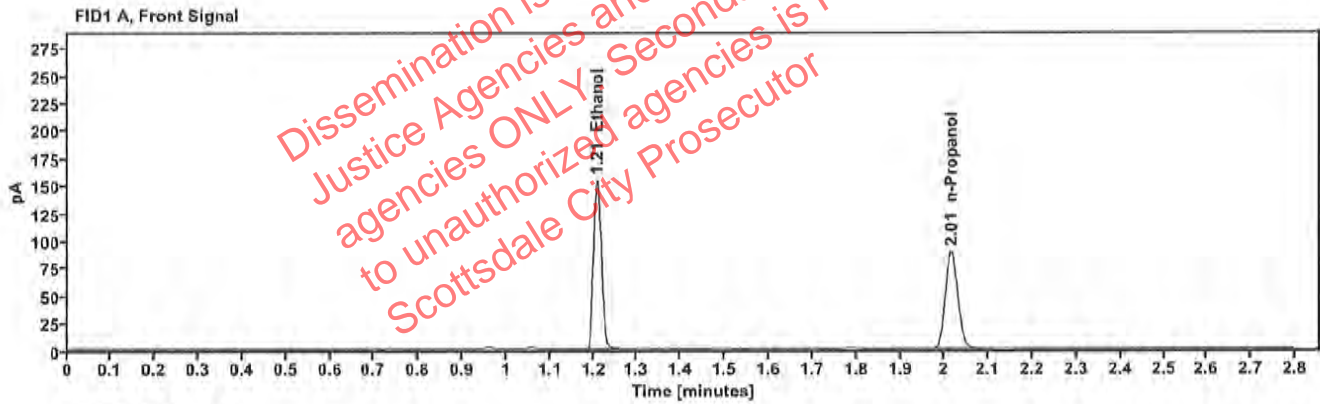


Table 1: FID 1 A (column DB-ALC1)

Compound	Amount (g/100mL)	Time (min)	Peak Area
>Ethanol	0.3088	1.209	193.810
n-Propanol	---	2.015	176.102

Table 2: FID 2 B (column DB-ALC2)

Compound	Time (min)	Peak Area
Ethanol	1.355	212.077
n-Propanol	2.434	189.964

Scottsdale Police Department Crime Lab Volatiles Analysis

Sample:	2224080-2	Vial:	46
Description:	[REDACTED]	LIMS ID:	[REDACTED]
Method:	ethanol quant.M	Sequence:	20Dec22
Instrument:	US14173023 CN14160045	Injection date:	12/20/2022 3:41:02 PM
Data file:	C:\Chem32\1\Data\20Dec22\46.D	Analyst:	Canonico

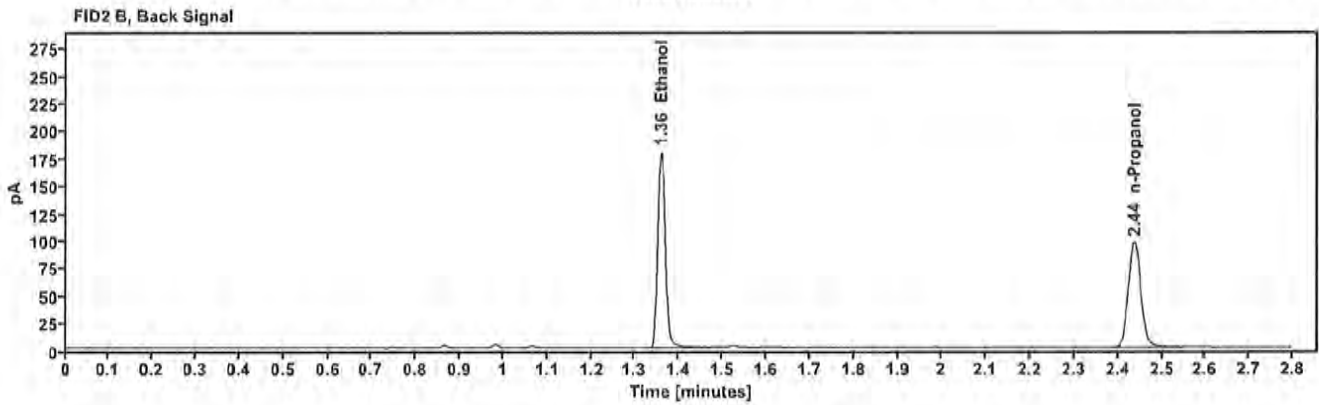
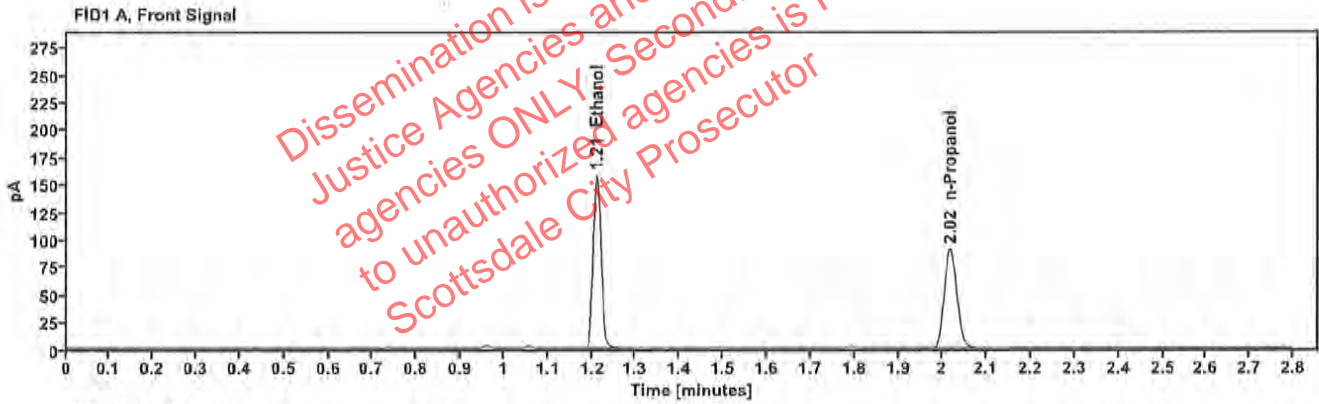


Table 1: FID 1 A (column DB-ALC1)

Compound	Amount (g/100mL)	Time (min)	Peak Area
>Ethanol	0.3137	1.211	199.652
n-Propanol	---	2.017	178.583

Table 2: FID 2 B (column DB-ALC2)

Compound	Time (min)	Peak Area
Ethanol	1.359	218.483
n-Propanol	2.437	192.809

Scottsdale Police Department Crime Lab Volatiles Analysis

Sample:	1439206	Vial:	47
Description:	[REDACTED]	LIMS ID:	[REDACTED]
Method:	ethanol quant.M	Sequence:	20Dec22
Instrument:	US14173023 CN14160045	Injection date:	12/20/2022 3:45:02 PM
Data file:	C:\Chem32\1\Data\20Dec22\47.D	Analyst:	Canonico

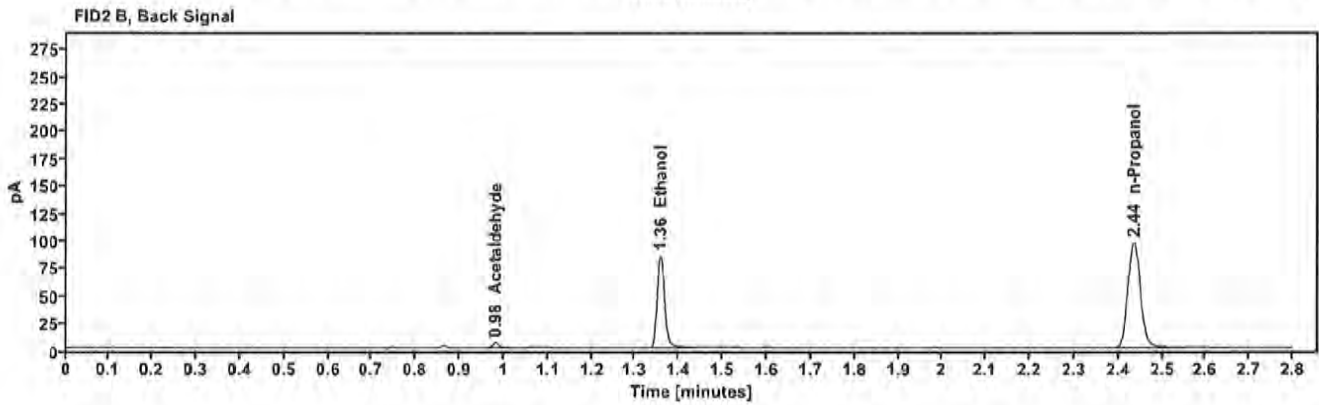
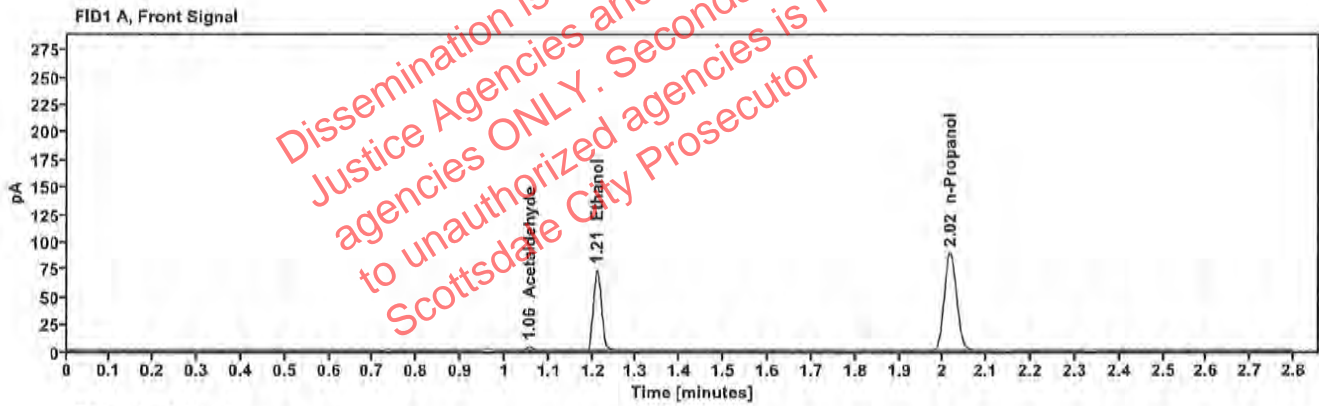


Table 1: FID 1 A (column DB-ALC1)

Compound	Amount (g/100mL)	Time (min)	Peak Area
Acetaldehyde	-----	1.056	3.842
>Ethanol	0.1485	1.210	93.661
n-Propanol	-----	2.016	177.589

Table 2: FID 2 B (column DB-ALC2)

Compound	Time (min)	Peak Area
Acetaldehyde	0.981	4.344
Ethanol	1.357	101.732
n-Propanol	2.435	192.156

Scottsdale Police Department Crime Lab Volatiles Analysis

Sample:	1439206	Vial:	48
Description:	[REDACTED]	LIMS ID:	[REDACTED]
Method:	ethanol quant.M	Sequence:	20Dec22
Instrument:	US14173023 CN14160045	Injection date:	12/20/2022 3:49:03 PM
Data file:	C:\Chem32\1\Data\20Dec22\48.D	Analyst:	Canonico

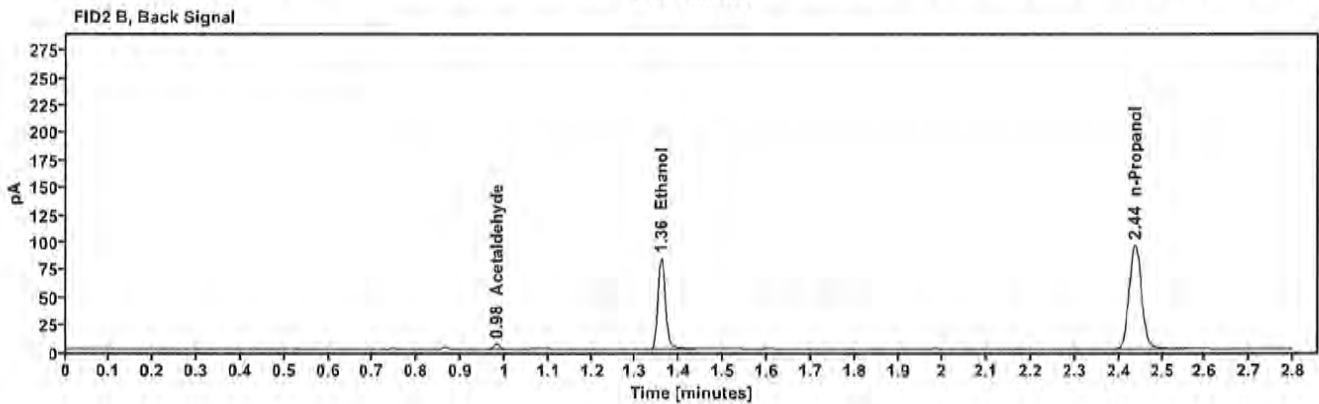
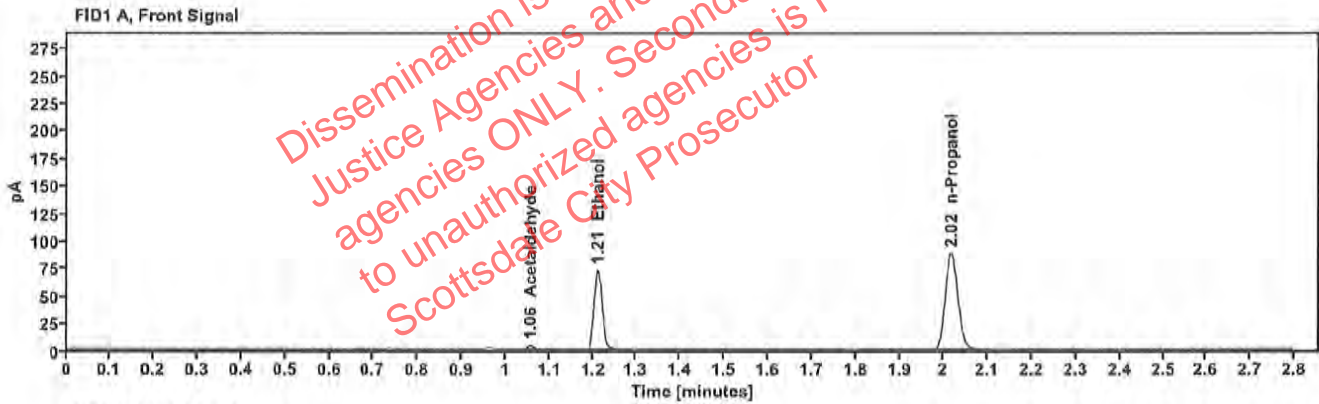


Table 1: FID 1 A (column DB-ALC1)

Compound	Amount (g/100mL)	Time (min)	Peak Area
Acetaldehyde	-----	1.056	3.762
>Ethanol	0.1489	1.211	92.726
n-Propanol	-----	2.017	175.301

Table 2: FID 2 B (column DB-ALC2)

Compound	Time (min)	Peak Area
Acetaldehyde	0.981	4.208
Ethanol	1.359	100.703
n-Propanol	2.437	189.564

Scottsdale Police Department Crime Lab Volatiles Analysis

Sample:	2223754-3	Vial:	49
Description:	[REDACTED]	LIMS ID:	[REDACTED]
Method:	ethanol quant.M	Sequence:	20Dec22
Instrument:	US14173023 CN14160045	Injection date:	12/20/2022 3:53:17 PM
Data file:	C:\Chem32\1\Data\20Dec22\49.D	Analyst:	Canonico

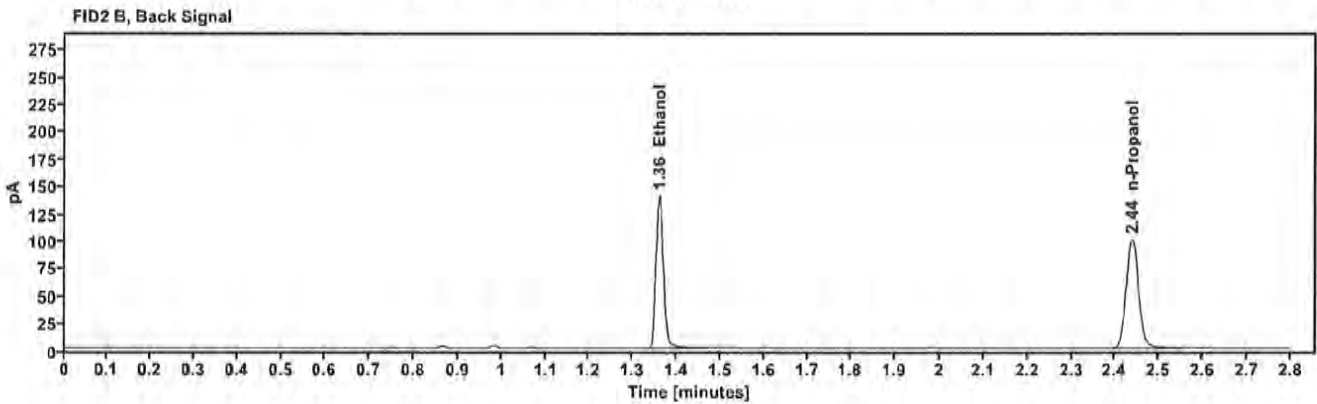
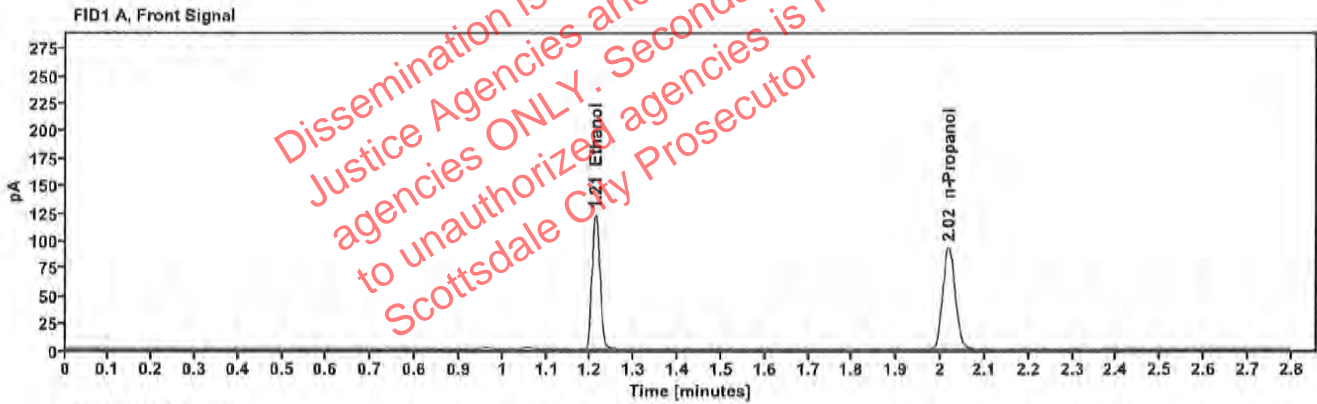


Table 1: FID 1 A (column DB-ALC1)

Compound	Amount (g/100mL)	Time (min)	Peak Area
>Ethanol	0.2382	1.212	156.330
n-Propanol	---	2.018	184.304

Table 2: FID 2 B (column DB-ALC2)

Compound	Time (min)	Peak Area
Ethanol	1.360	170.666
n-Propanol	2.438	199.023

Scottsdale Police Department Crime Lab Volatiles Analysis

Sample:	2223754-3	Vial:	50
Description:	[REDACTED]	LIMS ID:	[REDACTED]
Method:	ethanol quant.M	Sequence:	20Dec22
Instrument:	US14173023 CN14160045	Injection date:	12/20/2022 3:57:17 PM
Data file:	C:\Chem32\1\Data\20Dec22\50.D	Analyst:	Canonico

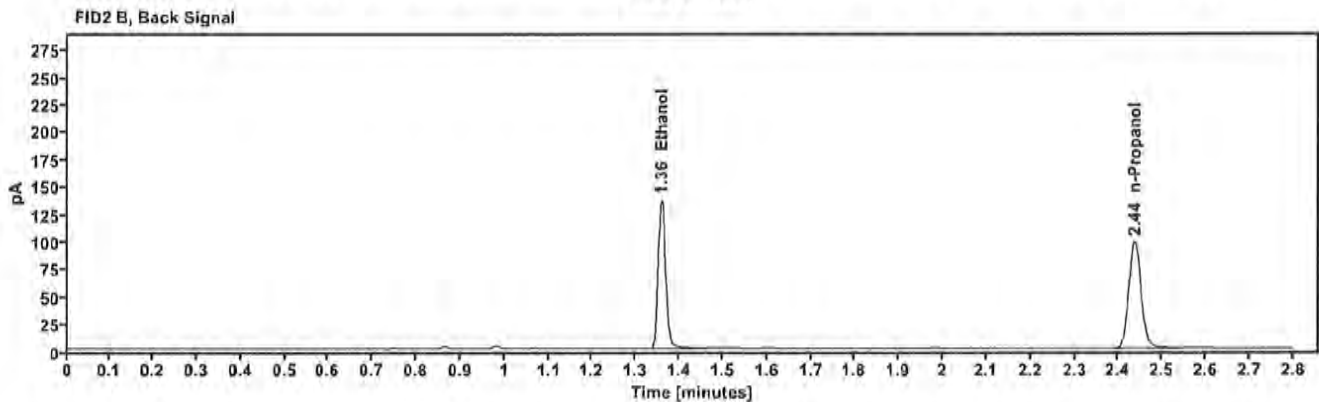
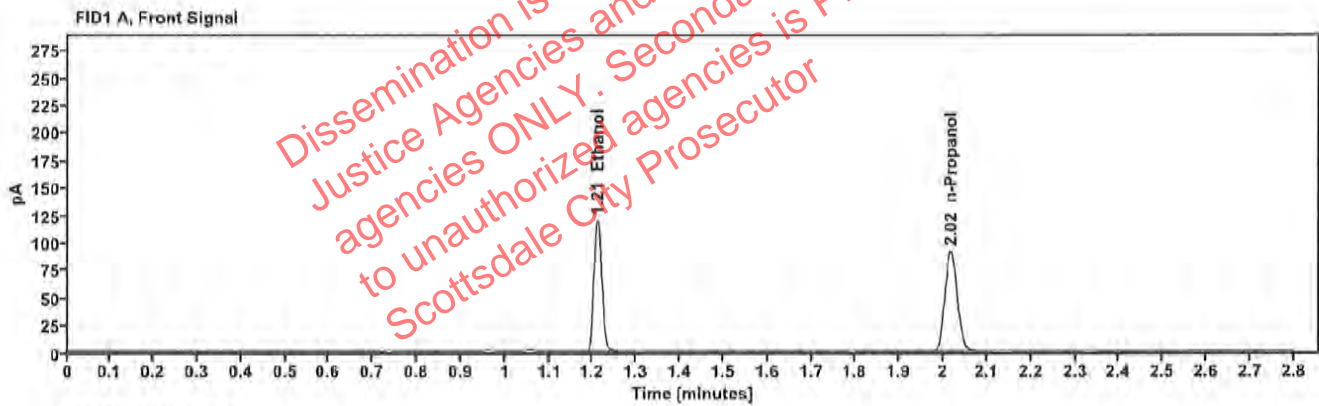


Table 1: FID 1 A (column DB-ALC1)

Compound	Amount (g/100mL)	Time (min)	Peak Area
>Ethanol	0.2362	1.211	151.711
n-Propanol	—	2.017	180.357

Table 2: FID 2 B (column DB-ALC2)

Compound	Time (min)	Peak Area
Ethanol	1.359	165.615
n-Propanol	2.437	194.692

Scottsdale Police Department Crime Lab Volatiles Analysis

Sample:	2223829-2	Vial:	51
Description:	[REDACTED]	LIMS ID:	[REDACTED]
Method:	ethanol quant.M	Sequence:	20Dec22
Instrument:	US14173023 CN14160045	Injection date:	12/20/2022 4:01:17 PM
Data file:	C:\Chem32\1\Data\20Dec22\51.D	Analyst:	Canonico

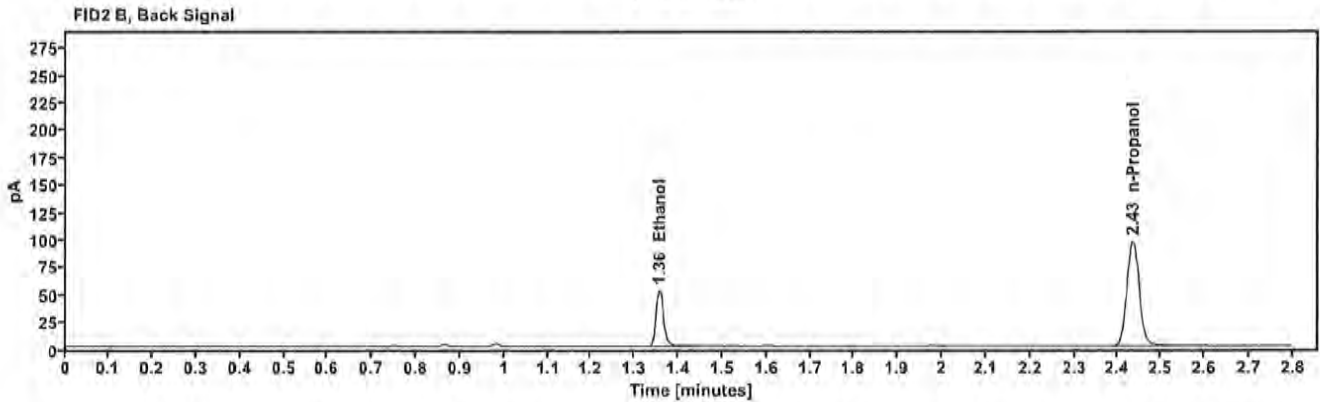
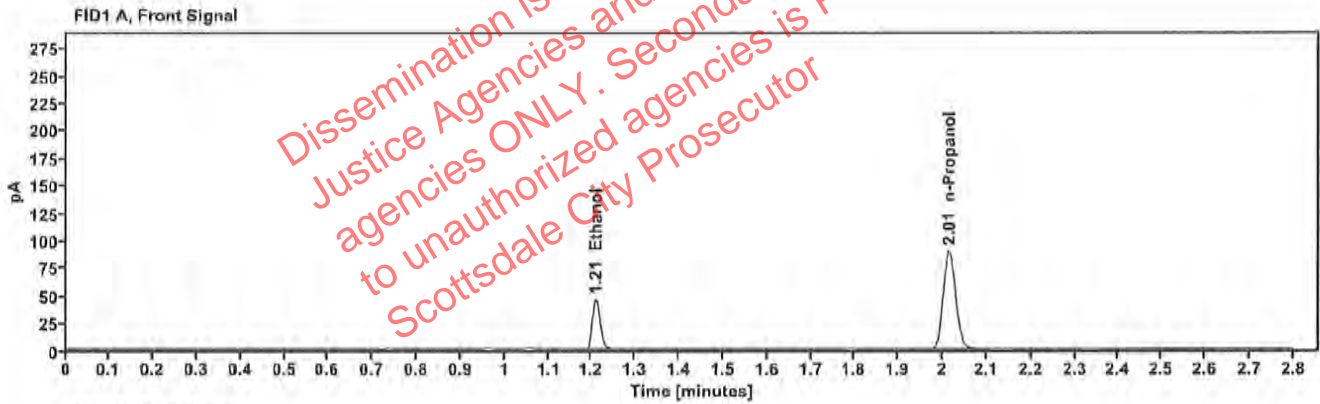


Table 1: FID 1 A (column DB-ALC1)

Compound	Amount (g/100mL)	Time (min)	Peak Area
>Ethanol	0.0913	1.210	57.298
n-Propanol	---	2.015	177.573

Table 2: FID 2 B (column DB-ALC2)

Compound	Time (min)	Peak Area
Ethanol	1.356	62.058
n-Propanol	2.434	191.856

Scottsdale Police Department Crime Lab Volatiles Analysis

Sample:	2223829-2	Vial:	52
Description:	[REDACTED]	LIMS ID:	[REDACTED]
Method:	ethanol quant.M	Sequence:	20Dec22
Instrument:	US14173023 CN14160045	Injection date:	12/20/2022 4:05:17 PM
Data file:	C:\Chem32\1\Data\20Dec22\52.D	Analyst:	Canonico

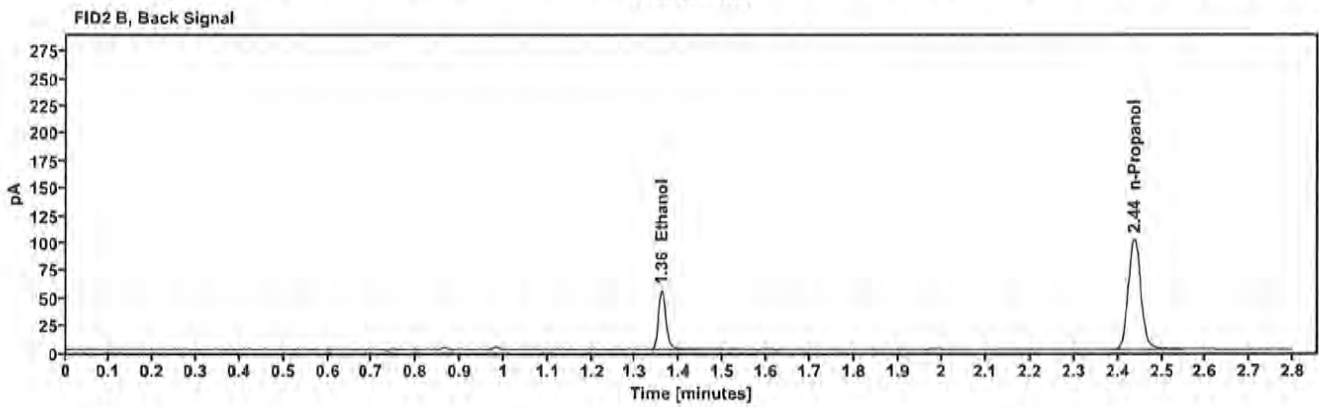
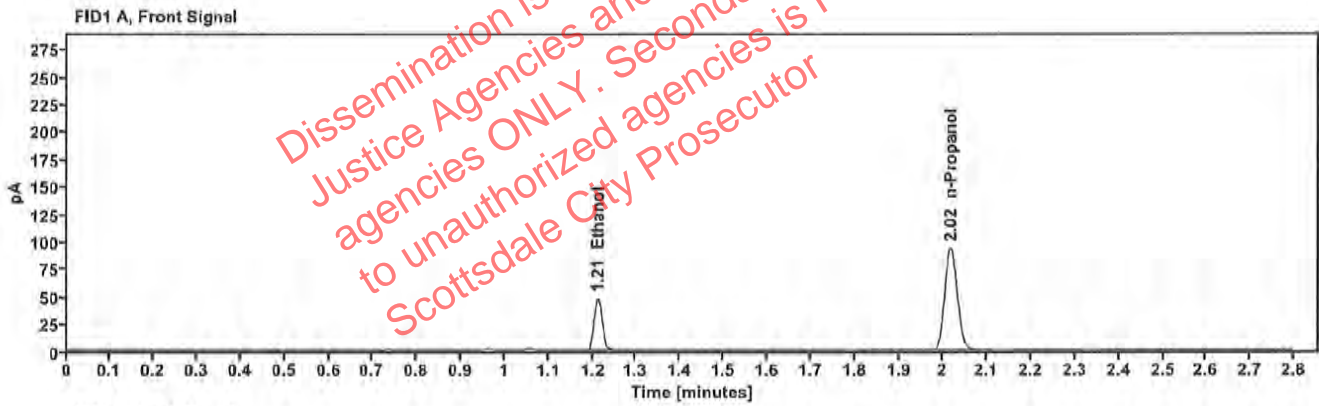


Table 1: FID 1 A (column DB-ALC1)

Compound	Amount (g/100mL)	Time (min)	Peak Area
>Ethanol	0.0930	1.212	61.303
n-Propanol	-----	2.017	186.288

Table 2: FID 2 B (column DB-ALC2)

Compound	Time (min)	Peak Area
Ethanol	1.359	66.424
n-Propanol	2.437	201.295