

SCOTTSDALE POLICE DEPARTMENT CRIME LABORATORY BLOOD ALCOHOL FACE SHEET

ANALYSIS DATE 01/11/2023 SEQUENCE NAME 11Jan23

EQUIPMENT

Pipettor Hamilton ML600EH7497 Hamilton ML600GJ10749
 Gas Chromatograph Agilent US14173023

INSTRUMENT CALIBRATION

Vial 1 0.02 calibrator Lot FN10051909 Coefficient of determination (r²)
 Vial 2 0.10 calibrator Lot FN05311902 0.99998
 Vial 3 0.20 calibrator Lot FN02052101
 Vial 4 0.40 calibrator Lot FN03052102

CALIBRATION VERIFICATION AND RESOLUTION TEST

Vial	Sample	Expected result	Measured result	Manufacturer/lot
5	Blank	Not detected	Not detected	SPD lab 122022AQ
6	Volatiles mixture	6 compounds	6 compounds	SPD lab 050721MIX
7	Aqueous control	0.400 g/dL	0.405 g/dL	Lipomed 11092018-A
8	Aqueous control	0.040 g/dL	0.039 g/dL	Lipomed 14082019-B
9	Blood control	0.199 g/dL	0.204 g/dL	ACQ 4110320133/8
20	Aqueous control	0.080 g/dL	0.080 g/dL	Lipomed 20012020-B
31	Aqueous control	0.080 g/dL	0.080 g/dL	Lipomed 20012020-B
42	Blood control	0.199 g/dL	0.202 g/dL	ACQ 4110320133/8
53	Aqueous control	0.400 g/dL	0.405 g/dL	Lipomed 11092018-A
54	Aqueous control	0.040 g/dL	0.040 g/dL	Lipomed 14082019-B
55	Blood control	0.199 g/dL	0.207 g/dL	ACQ 4110320133/8
56	Blank	Not detected	Not detected	SPD lab 101921WB

SUBJECT SAMPLES

Subjects in the sequence 20 Subjects requiring reanalysis 0

ADDITIONAL NOTES: All testing proceeded as expected.

Run valid
 Run invalid Don Abbott
 Analyst

Run valid
 Run invalid Erika L...
 Technical Reviewer

Scottsdale Police Department Crime Laboratory Sequence Quality Assurance Summary

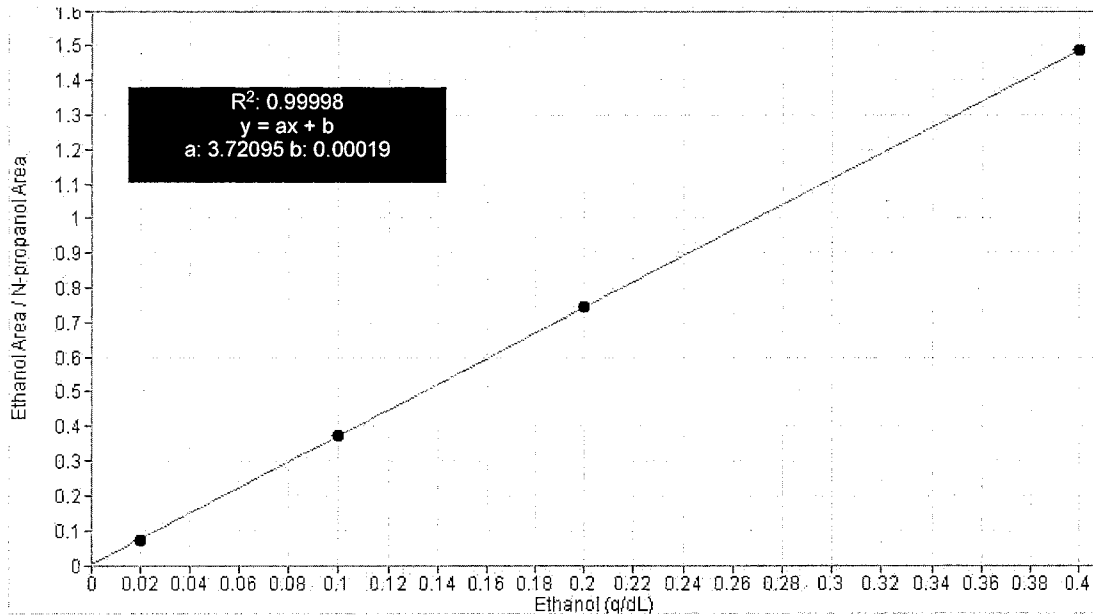
SEQUENCE NAME: 11Jan23

ANALYST: Abbott *AA*

Sample Name	Vial	Measured Value (g/dL)	Expected Value (g/dL)	Percent Difference	Absolute Difference (g/dL)
blank 122022AQ	5	negative	negative	-	-
0.400 11092018-A	7	0.405	0.400	1.25	0.005
0.040 14082019-B	8	0.039	0.040	2.50	-0.001
0.199 4110320133/8	9	0.204	0.199	2.51	0.005
0.080 20012020-B	20	0.080	0.080	0.00	0.000
0.080 20012020-B	31	0.080	0.080	0.00	0.000
0.199 4110320133/8	42	0.202	0.199	1.51	0.003
0.400 11092018-A	53	0.405	0.400	1.25	0.005
0.040 14082019-B	54	0.040	0.040	0.00	0.000
0.199 4110320133/8	55	0.207	0.199	4.02	0.008
blank 101921WB	56	negative	negative	-	-

Calibrator	Ethanol Area	N-propanol Area	Ratio
0.020	11.419	158.457	0.072
0.100	61.842	164.729	0.375
0.200	119.039	159.883	0.745
0.400	238.926	160.586	1.488

Calibration Line



Scottsdale Police Department Crime Lab Volatiles Analysis

Sample:	FN10051909	Vial:	1
Description:	0.020 calibrator	Sequence:	11Jan23
Method:	ethanol quant.M	Injection date:	1/11/2023 11:19:42 AM
Instrument:	US14173023 CN14160045	Analyst:	Abbott
Data file:	C:\Chem32\1\Data\11Jan23\1.D		

Dissemination is restricted to Criminal Justice Agencies and authorized agencies ONLY. Secondary dissemination to unauthorized agencies is PROHIBITED. Scottsdale City Prosecutor

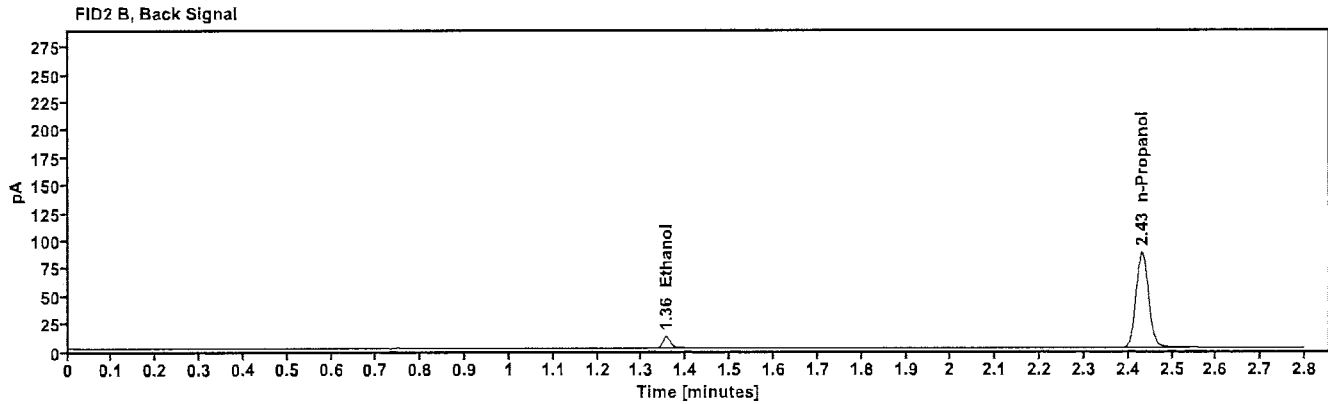
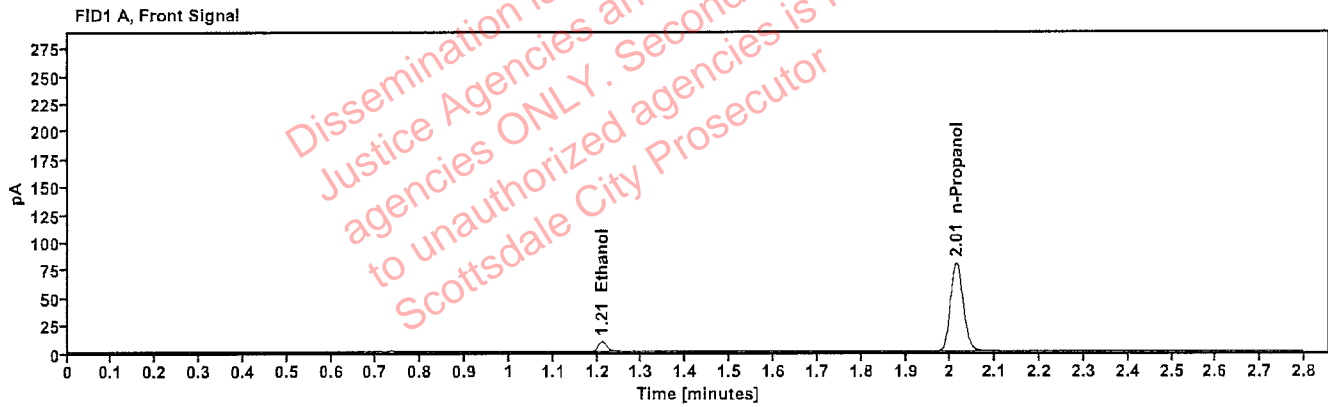


Table 1: FID 1 A (column DB-ALC1)

Compound	Time (min)	Peak Area
Ethanol	1.211	11.419
n-Propanol	2.013	158.457

Table 2: FID 2 B (column DB-ALC2)

Compound	Time (min)	Peak Area
Ethanol	1.355	12.376
n-Propanol	2.431	172.300

Scottsdale Police Department Crime Lab Volatiles Analysis

Sample:	FN05311902	Vial:	2
Description:	0.100 calibrator	Sequence:	11Jan23
Method:	ethanol quant.M	Injection date:	1/11/2023 11:23:43 AM
Instrument:	US14173023 CN14160045	Analyst:	Abbott <i>JA</i>
Data file:	C:\Chem32\1\Data\11Jan23\2.D		

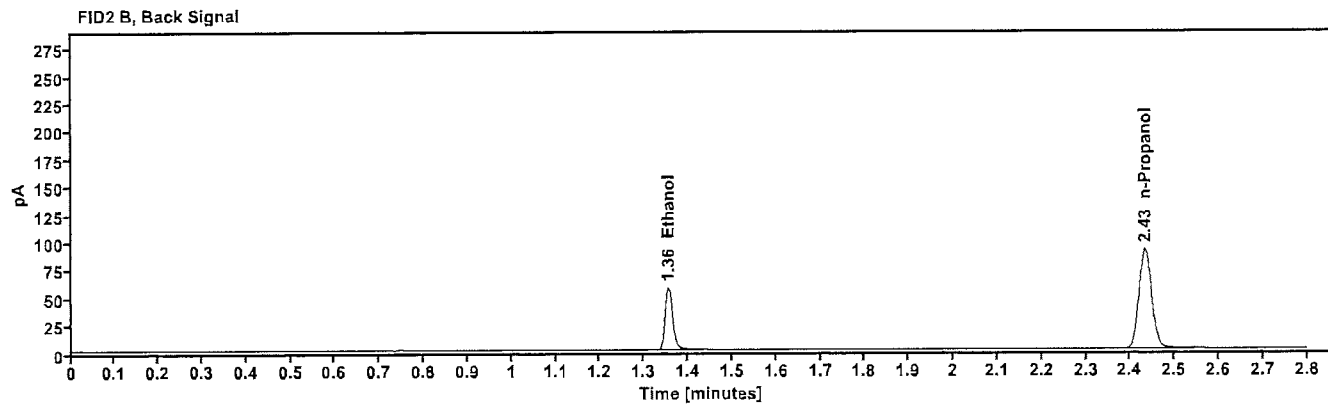
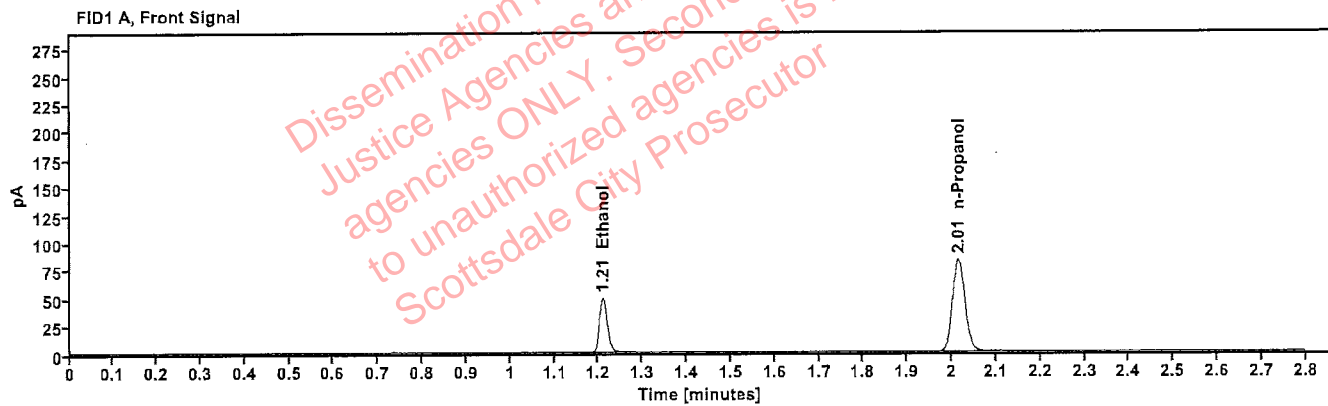


Table 1: FID 1 A (column DB-ALC1)

Compound	Time (min)	Peak Area
Ethanol	1.209	61.842
n-Propanol	2.014	164.729

Table 2: FID 2 B (column DB-ALC2)

Compound	Time (min)	Peak Area
Ethanol	1.355	67.560
n-Propanol	2.433	179.127

Scottsdale Police Department Crime Lab Volatiles Analysis

Sample:	FN02052101	Vial:	3
Description:	0.200 calibrator	Sequence:	11Jan23
Method:	ethanol quant.M	Injection date:	1/11/2023 11:27:42 AM
Instrument:	US14173023 CN14160045	Analyst:	Abbott
Data file:	C:\Chem32\1\Data\11Jan23\3.D		

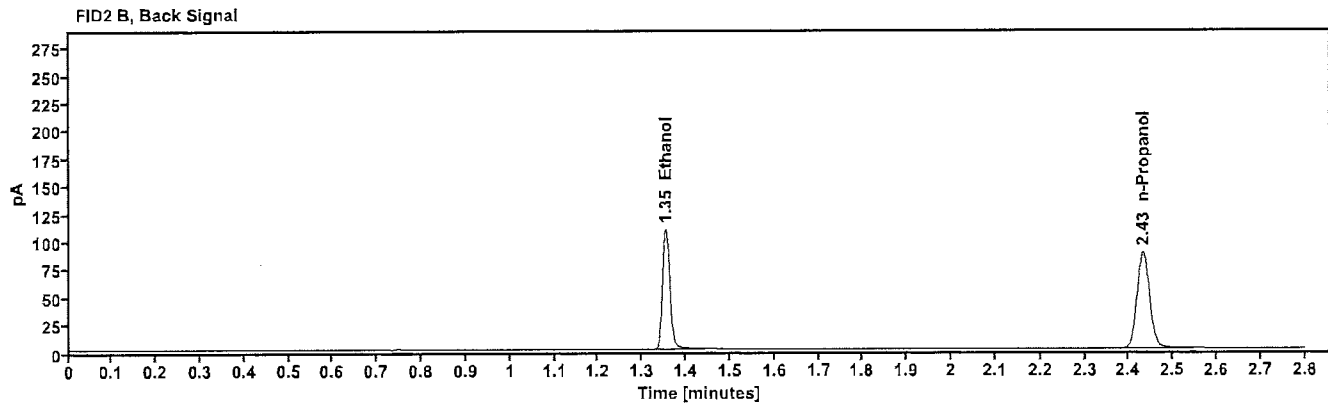
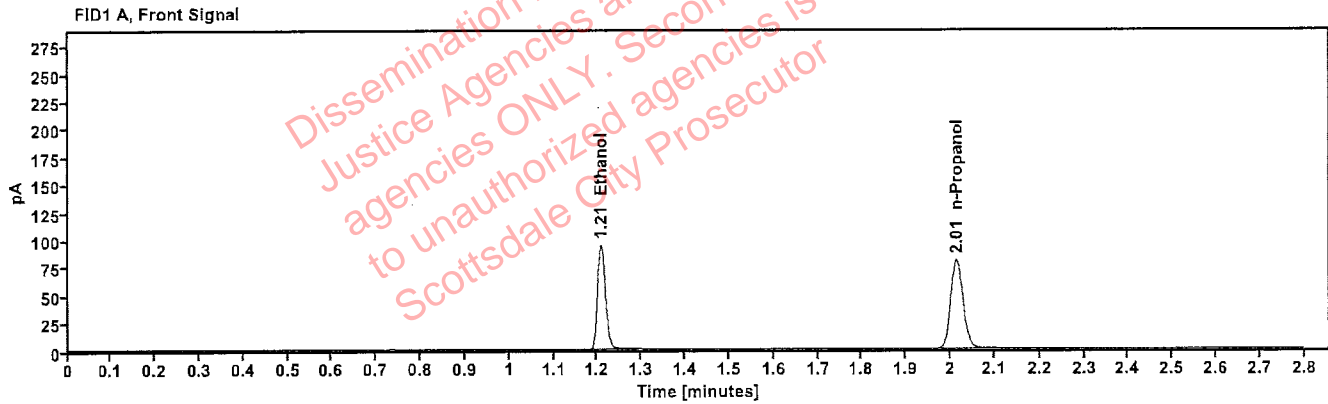


Table 1: FID 1 A (column DB-ALC1)

Compound	Time (min)	Peak Area
Ethanol	1.208	119.039
n-Propanol	2.014	159.883

Table 2: FID 2 B (column DB-ALC2)

Compound	Time (min)	Peak Area
Ethanol	1.354	130.372
n-Propanol	2.432	173.626

Scottsdale Police Department Crime Lab Volatiles Analysis

Sample:	FN03052102	Vial:	4
Description:	0.400 calibrator	Sequence:	11Jan23
Method:	ethanol quant.M	Injection date:	1/11/2023 11:31:42 AM
Instrument:	US14173023 CN14160045	Analyst:	Abbott <i>AM</i>
Data file:	C:\Chem32\1\Data\11Jan23\4.D		

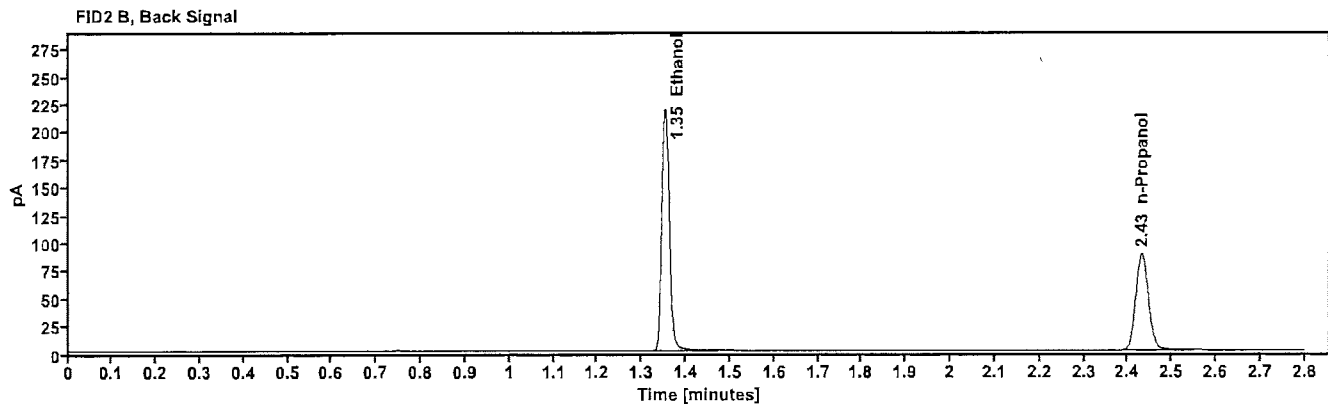
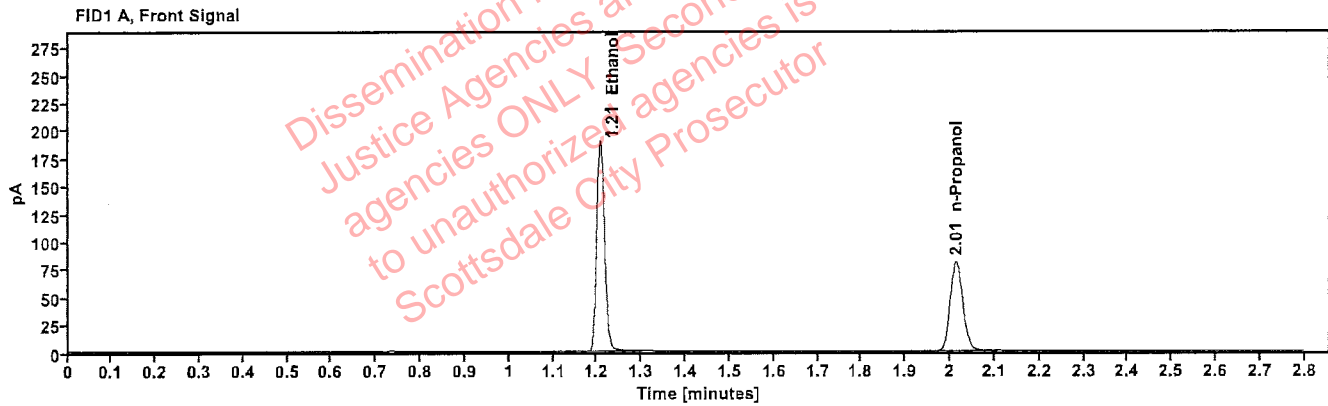


Table 1: FID 1 A (column DB-ALC1)

Compound	Time (min)	Peak Area
Ethanol	1.207	238.926
n-Propanol	2.013	160.586

Table 2: FID 2 B (column DB-ALC2)

Compound	Time (min)	Peak Area
Ethanol	1.353	262.823
n-Propanol	2.431	174.637

Scottsdale Police Department Crime Lab Volatiles Analysis

Sample:	122022AQ	Vial:	5
Description:	Negative	LIMS ID:	
Method:	ethanol quant.M	Sequence:	11Jan23
Instrument:	US14173023 CN14160045	Injection date:	1/11/2023 11:35:42 AM
Data file:	C:\Chem32\1\Data\11Jan23\5.D	Analyst:	Abbott JA

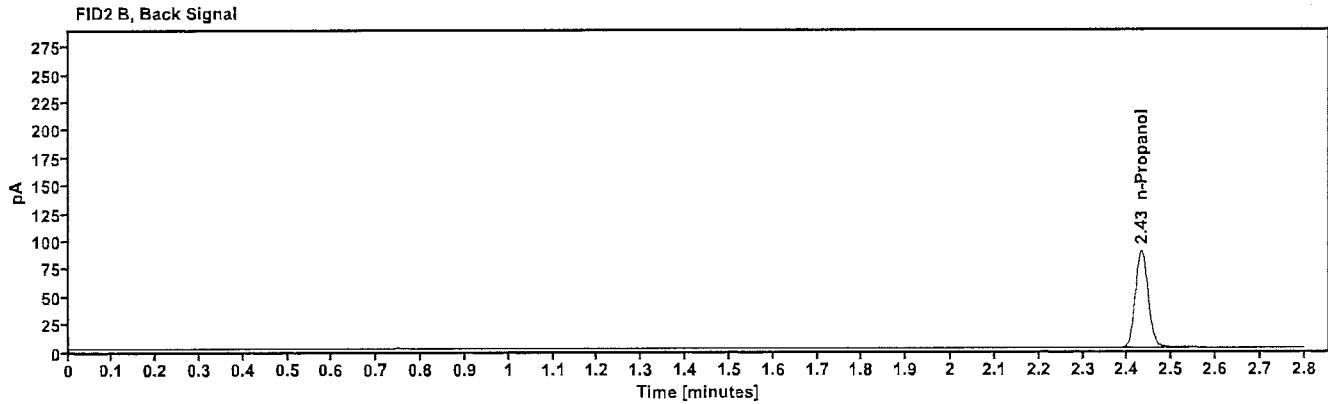
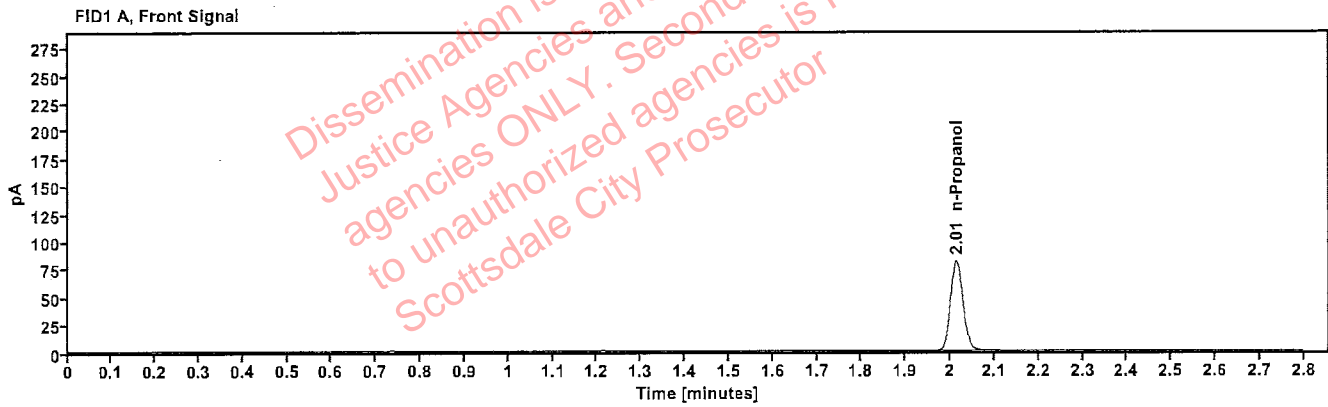


Table 1: FID 1 A (column DB-ALC1)

Compound	Amount (g/100mL)	Time (min)	Peak Area
n-Propanol	----	2.014	161.748

Table 2: FID 2 B (column DB-ALC2)

Compound	Time (min)	Peak Area
n-Propanol	2.432	175.515

Scottsdale Police Department Crime Lab Volatiles Analysis

Sample:	050721MIX	Vial:	6
Description:	Volatiles mix	LIMS ID:	
Method:	ethanol quant.M	Sequence:	11Jan23
Instrument:	US14173023 CN14160045	Injection date:	1/11/2023 11:39:41 AM
Data file:	C:\Chem32\1\Data\11Jan23\6.D	Analyst:	Abbott <i>JA</i>

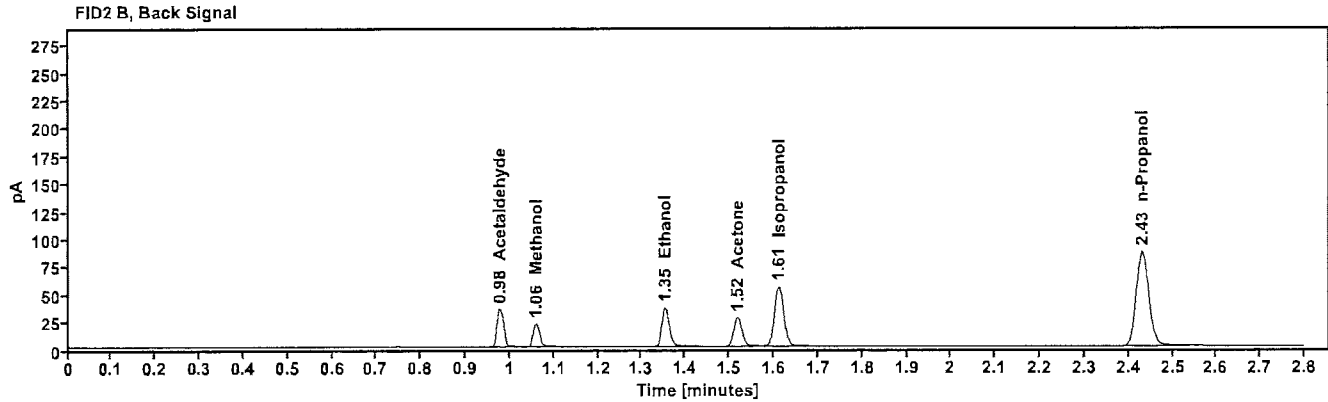
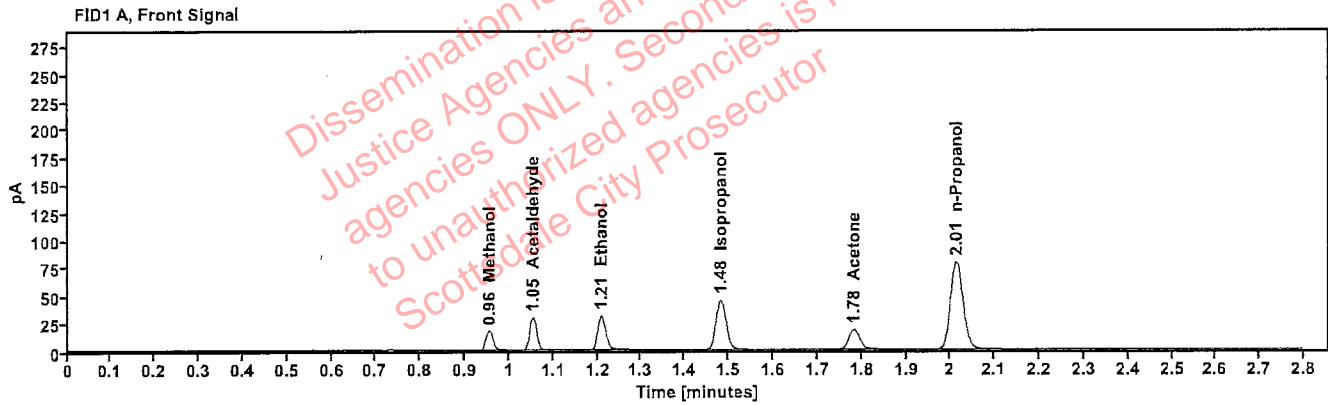


Table 1: FID 1 A (column DB-ALC1)

Compound	Amount (g/100mL)	Time (min)	Peak Area
Methanol	----	0.955	19.421
Acetaldehyde	----	1.053	32.113
>Ethanol	0.0670	1.209	39.320
Isopropanol	----	1.482	72.175
Acetone	----	1.782	31.143
n-Propanol	----	2.013	157.513

Table 2: FID 2 B (column DB-ALC2)

Compound	Time (min)	Peak Area
Acetaldehyde	0.978	35.933
Methanol	1.059	21.383
Ethanol	1.354	42.824
Acetone	1.519	34.268
Isopropanol	1.612	79.895
n-Propanol	2.431	170.977

Scottsdale Police Department Crime Lab Volatiles Analysis

Sample: 11092018-A	Vial: 7
Description: 0.400	LIMS ID:
Method: ethanol quant.M	Sequence: 11Jan23
Instrument: US14173023 CN14160045	Injection date: 1/11/2023 11:43:57 AM
Data file: C:\Chem32\1\Data\11Jan23\7.D	Analyst: Abbott GA

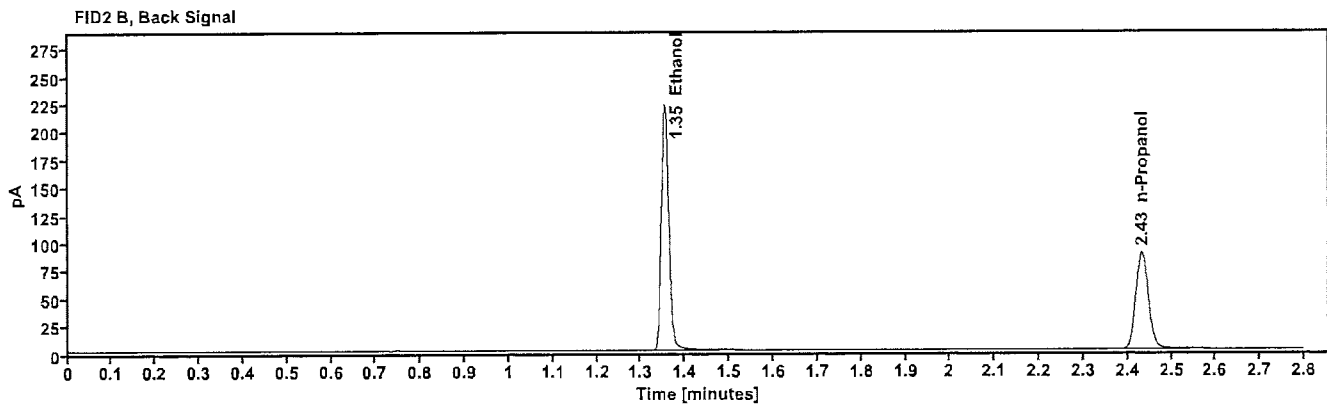
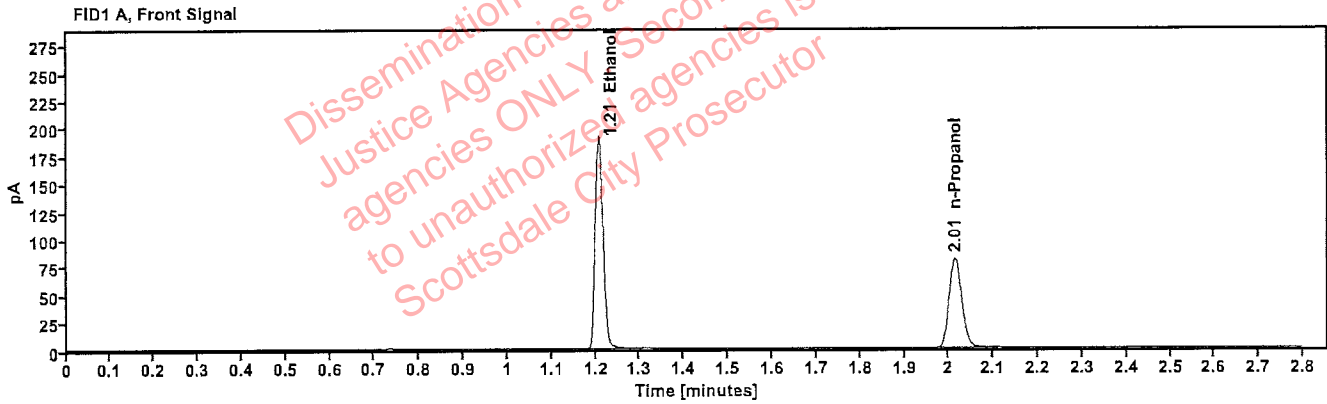


Table 1: FID 1 A (column DB-ALC1)

Compound	Amount (g/100mL)	Time (min)	Peak Area
>Ethanol	0.4055	1.208	242.495
n-Propanol	-----	2.014	160.692

Table 2: FID 2 B (column DB-ALC2)

Compound	Time (min)	Peak Area
Ethanol	1.354	266.643
n-Propanol	2.432	174.475

Scottsdale Police Department Crime Lab Volatiles Analysis

Sample: 14082019-B	Vial: 8
Description: 0.040	LIMS ID:
Method: ethanol quant.M	Sequence: 11Jan23
Instrument: US14173023 CN14160045	Injection date: 1/11/2023 11:47:57 AM
Data file: C:\Chem32\1\Data\11Jan23\8.D	Analyst: Abbott

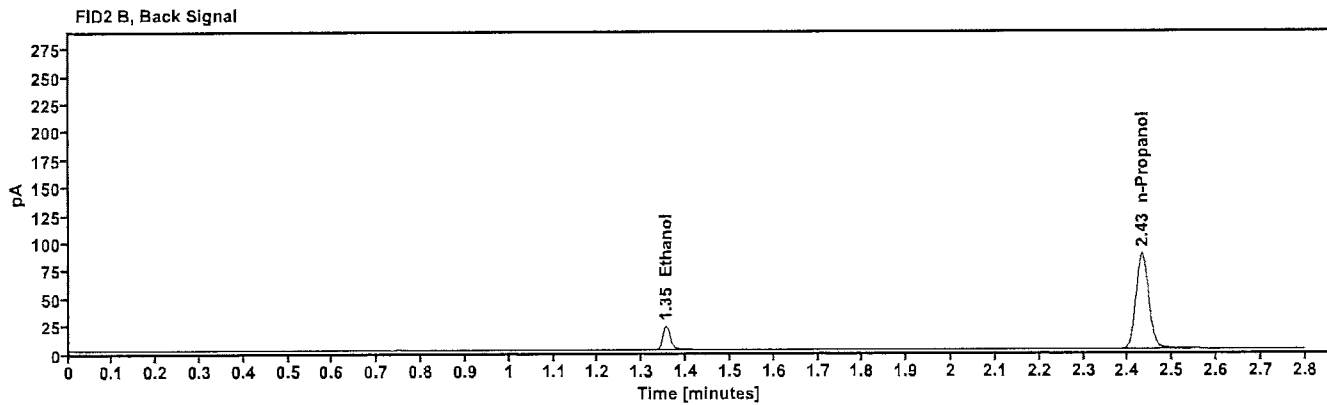
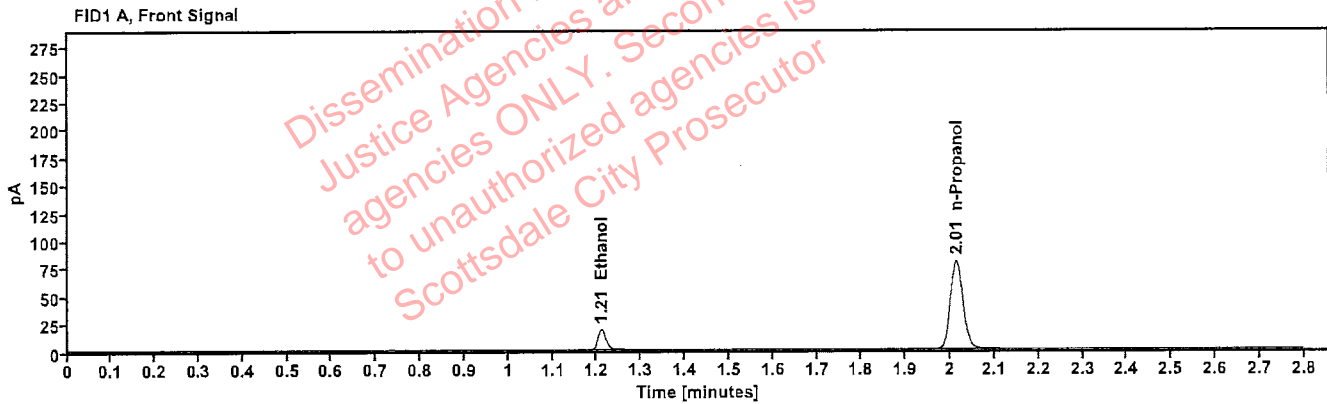


Table 1: FID 1 A (column DB-ALC1)

Compound	Amount (g/100mL)	Time (min)	Peak Area
>Ethanol	0.0397	1.210	23.496
n-Propanol	---	2.014	158.838

Table 2: FID 2 B (column DB-ALC2)

Compound	Time (min)	Peak Area
Ethanol	1.355	25.606
n-Propanol	2.432	172.459

Scottsdale Police Department Crime Lab Volatiles Analysis

Sample:	4110320133/8	Vial:	9
Description:	0.199	LIMS ID:	
Method:	ethanol quant.M	Sequence:	11Jan23
Instrument:	US14173023 CN14160045	Injection date:	1/11/2023 11:51:57 AM
Data file:	C:\Chem32\1\Data\11Jan23\9.D	Analyst:	Abbott AS

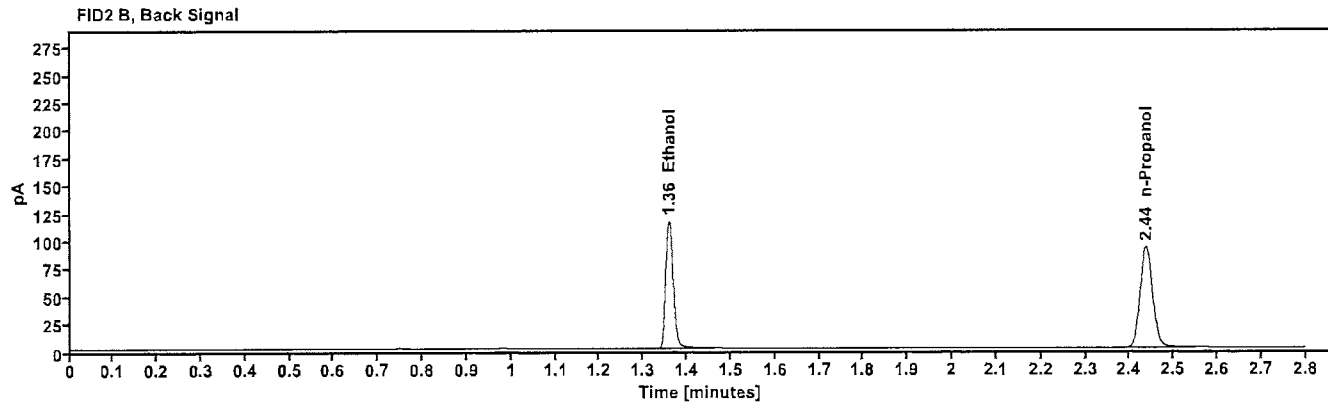
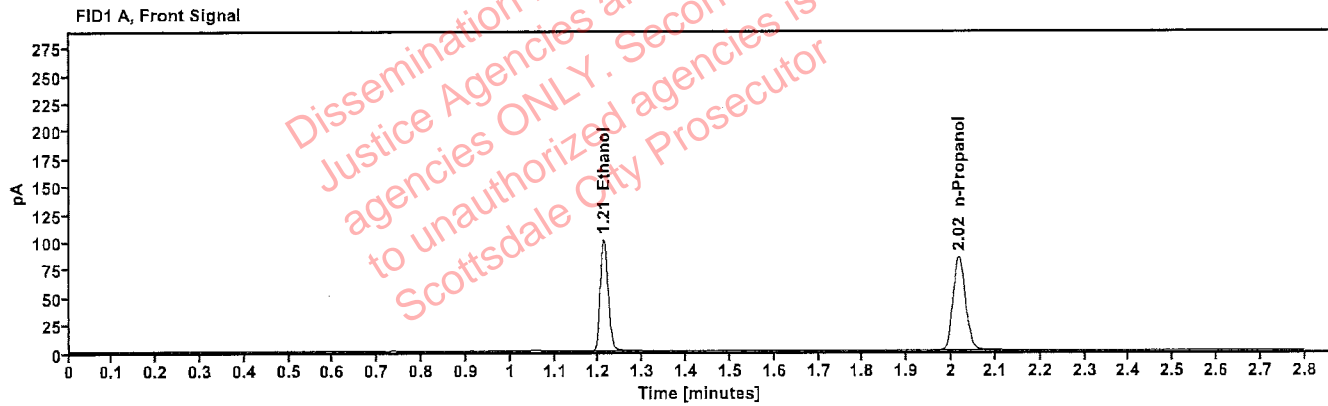


Table 1: FID 1 A (column DB-ALC1)

Compound	Amount (g/100mL)	Time (min)	Peak Area
>Ethanol	0.2048	1.211	127.791
n-Propanol	---	2.017	167.630

Table 2: FID 2 B (column DB-ALC2)

Compound	Time (min)	Peak Area
Ethanol	1.359	140.288
n-Propanol	2.437	181.850

Scottsdale Police Department Crime Lab Volatiles Analysis

Sample: 20012020-B	Vial: 20
Description: 0.080	LIMS ID:
Method: ethanol quant.M	Sequence: 11Jan23
Instrument: US14173023 CN14160045	Injection date: 1/11/2023 12:36:27 PM
Data file: C:\Chem32\1\Data\11Jan23\20.D	Analyst: Abbott DB

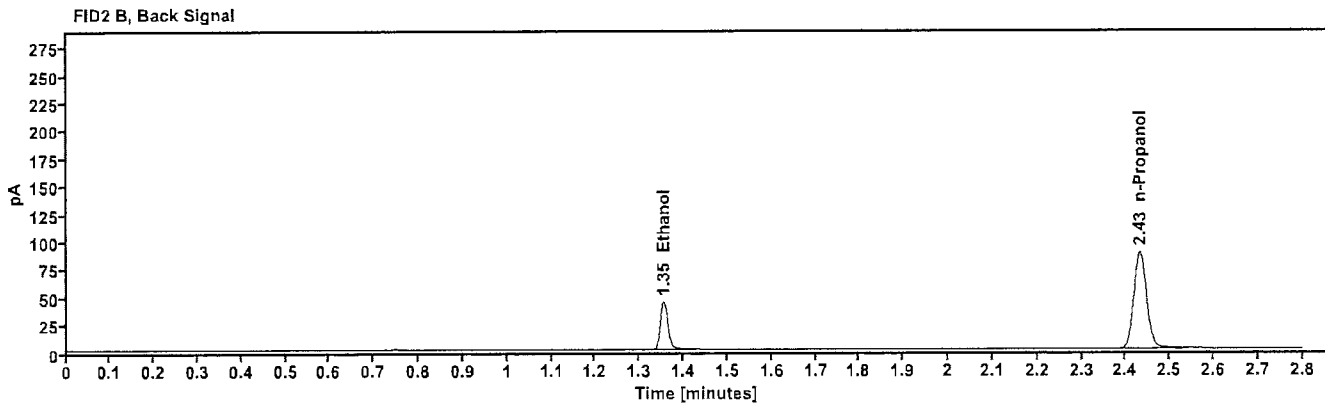
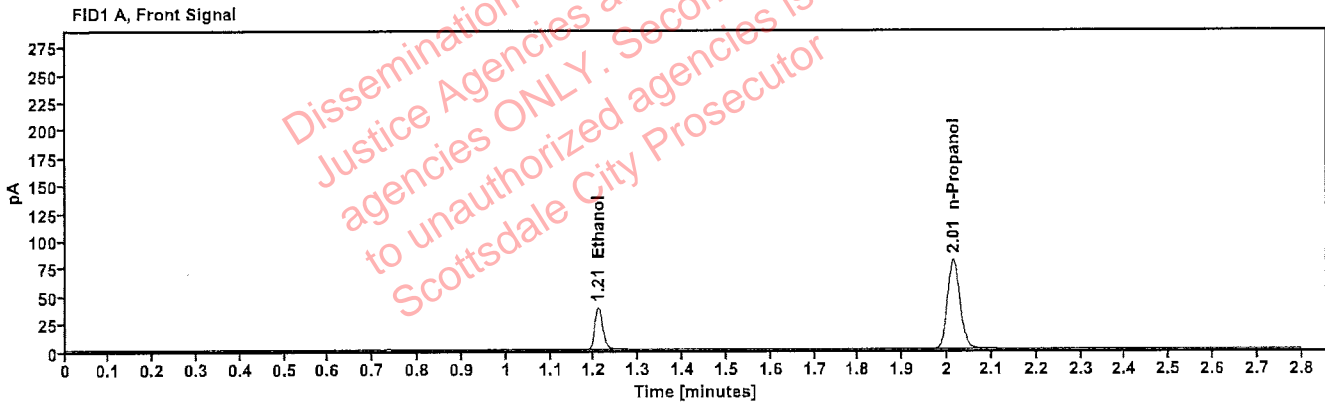


Table 1: FID 1 A (column DB-ALC1)

Compound	Amount (g/100mL)	Time (min)	Peak Area
>Ethanol	0.0800	1.209	47.985
n-Propanol	-----	2.014	161.192

Table 2: FID 2 B (column DB-ALC2)

Compound	Time (min)	Peak Area
Ethanol	1.354	52.218
n-Propanol	2.432	174.750

Scottsdale Police Department Crime Lab Volatiles Analysis

Sample:	20012020-B	Vial:	31
Description:	0.080	LIMS ID:	
Method:	ethanol quant.M	Sequence:	11Jan23
Instrument:	US14173023 CN14160045	Injection date:	1/11/2023 1:20:57 PM
Data file:	C:\Chem32\1\Data\11Jan23\31.D	Analyst:	Abbott JH

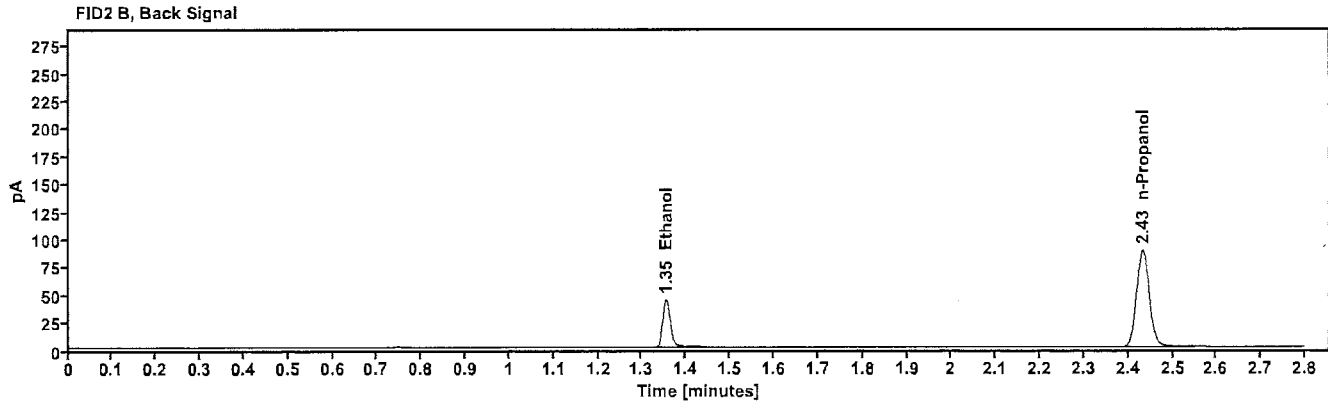
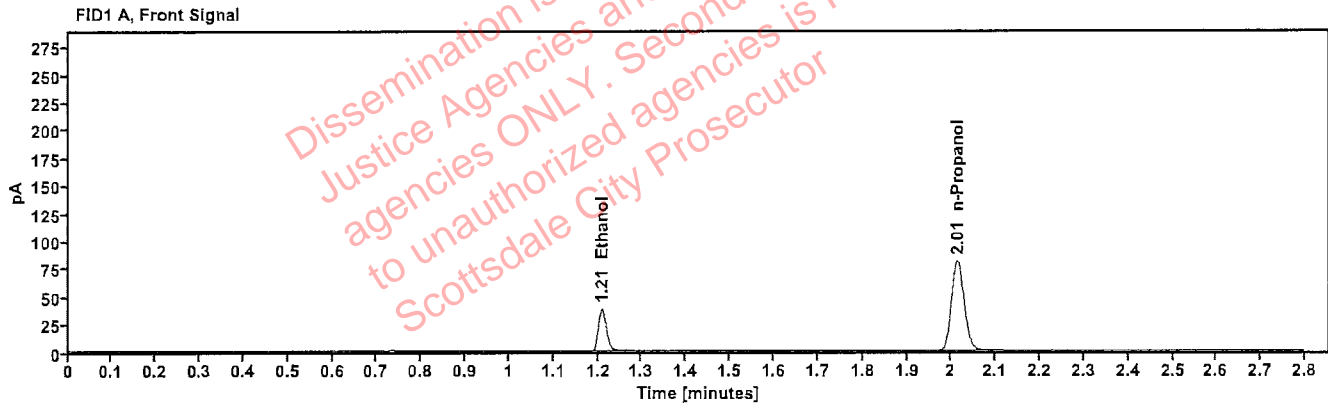


Table 1: FID 1 A (column DB-ALC1)

Compound	Amount (g/100mL)	Time (min)	Peak Area
>Ethanol	0.0802	1.209	48.176
n-Propanol	---	2.014	161.365

Table 2: FID 2 B (column DB-ALC2)

Compound	Time (min)	Peak Area
Ethanol	1.355	52.437
n-Propanol	2.432	175.229

Scottsdale Police Department Crime Lab Volatiles Analysis

Sample:	4110320133/8	Vial:	42
Description:	0.199	LIMS ID:	
Method:	ethanol quant.M	Sequence:	11Jan23
Instrument:	US14173023 CN14160045	Injection date:	1/11/2023 2:05:13 PM
Data file:	C:\Chem32\1\Data\11Jan23\42.D	Analyst:	Abbott JA

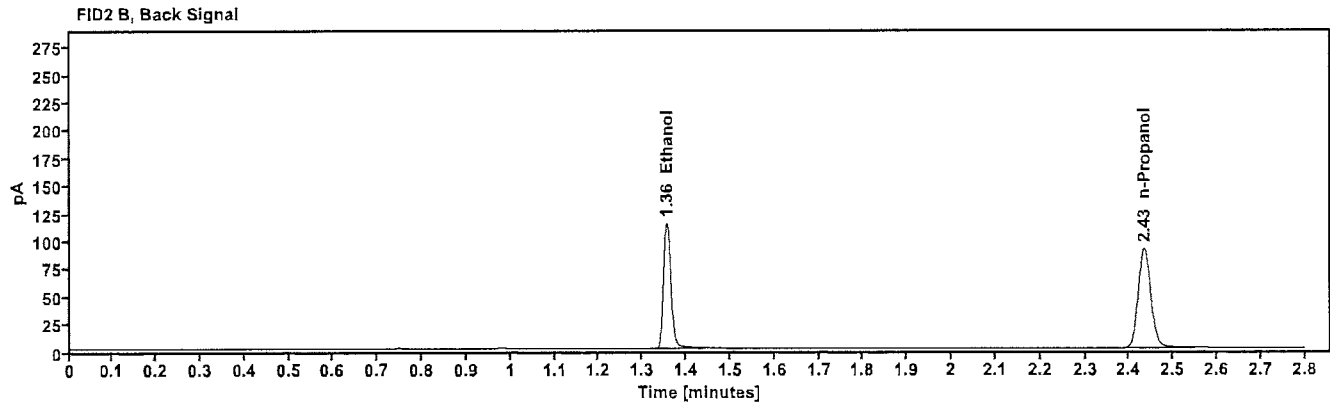
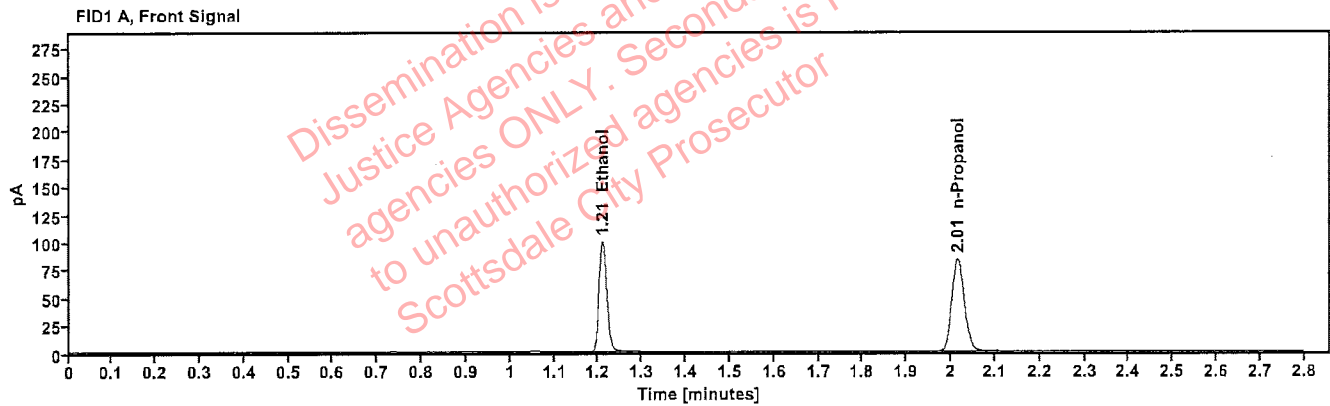


Table 1: FID 1 A (column DB-ALC1)

Compound	Amount (g/100mL)	Time (min)	Peak Area
>Ethanol	0.2027	1.209	125.565
n-Propanol	-----	2.015	166.442

Table 2: FID 2 B (column DB-ALC2)

Compound	Time (min)	Peak Area
Ethanol	1.356	137.141
n-Propanol	2.434	180.581

Scottsdale Police Department Crime Lab Volatiles Analysis

Sample: 11092018-A	Vial: 53
Description: 0.400	LIMS ID:
Method: ethanol quant.M	Sequence: 11Jan23
Instrument: US14173023 CN14160045	Injection date: 1/11/2023 2:49:42 PM
Data file: C:\Chem32\1\Data\11Jan23\53.D	Analyst: Abbott DR

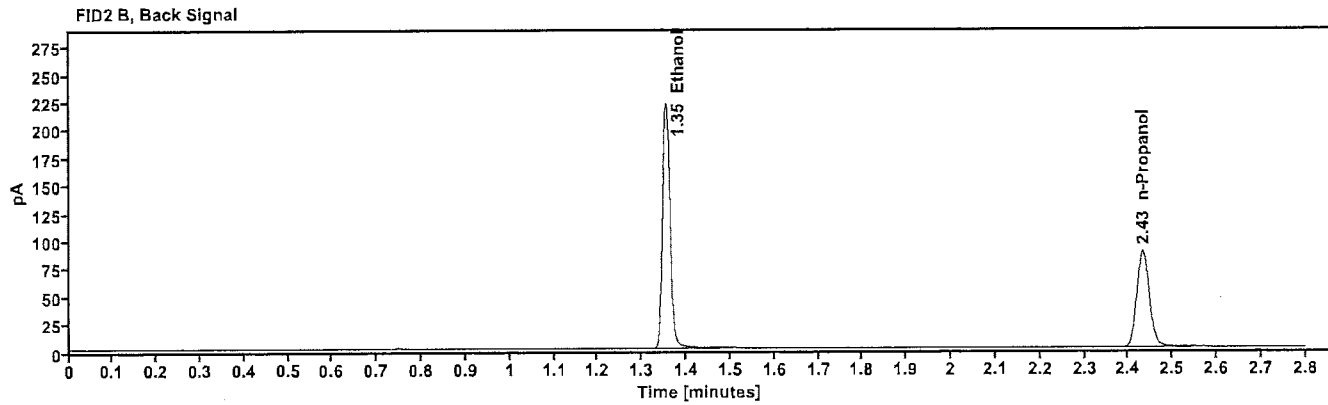
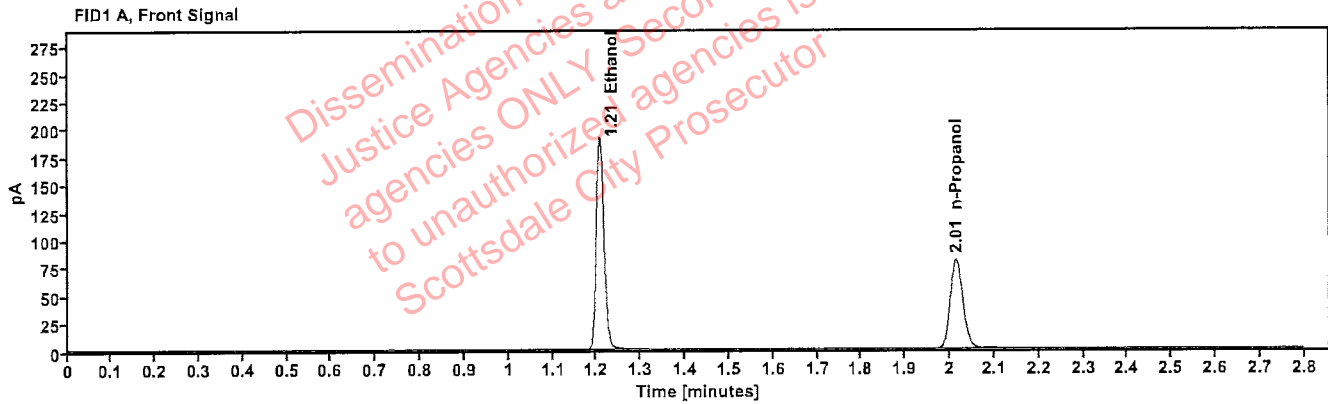


Table 1: FID 1 A (column DB-ALC1)

Compound	Amount (g/100mL)	Time (min)	Peak Area
>Ethanol	0.4051	1.207	241.945
n-Propanol	---	2.014	160.482

Table 2: FID 2 B (column DB-ALC2)

Compound	Time (min)	Peak Area
Ethanol	1.354	266.053
n-Propanol	2.432	174.009

Scottsdale Police Department Crime Lab Volatiles Analysis

Sample: 14082019-B	Vial: 54
Description: 0.040	LIMS ID:
Method: ethanol quant.M	Sequence: 11Jan23
Instrument: US14173023 CN14160045	Injection date: 1/11/2023 2:53:42 PM
Data file: C:\Chem32\1\Data\11Jan23\54.D	Analyst: Abbott

OK

Dissemination is restricted to Criminal Justice Agencies and authorized DOJ-CJ agencies ONLY. Secondary dissemination to unauthorized agencies is PROHIBITED Scottsdale City Prosecutor

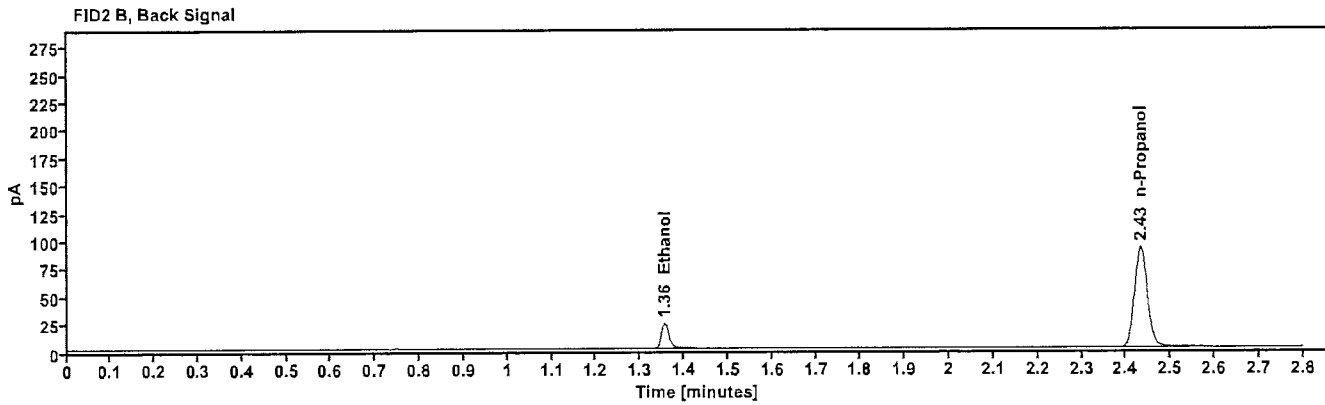
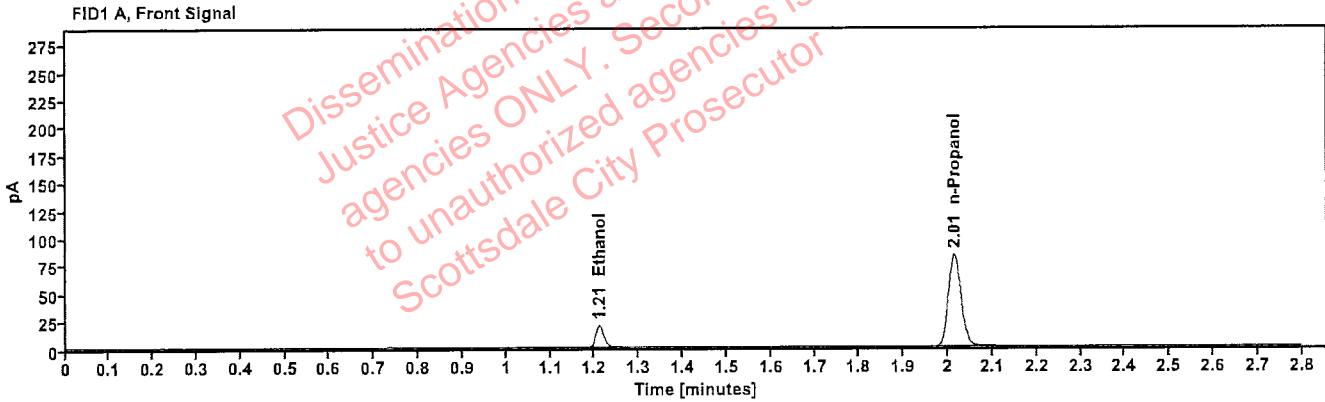


Table 1: FID 1 A (column DB-ALC1)

Compound	Amount (g/100mL)	Time (min)	Peak Area
>Ethanol	0.0402	1.210	24.858
n-Propanol	-----	2.014	165.984

Table 2: FID 2 B (column DB-ALC2)

Compound	Time (min)	Peak Area
Ethanol	1.355	27.013
n-Propanol	2.432	180.161

Scottsdale Police Department Crime Lab Volatiles Analysis

Sample: 4110320133/8	Vial: 55
Description: 0.199	LIMS ID:
Method: ethanol quant.M	Sequence: 11Jan23
Instrument: US14173023 CN14160045	Injection date: 1/11/2023 2:57:58 PM
Data file: C:\Chem32\1\Data\11Jan23\55.D	Analyst: Abbott JA

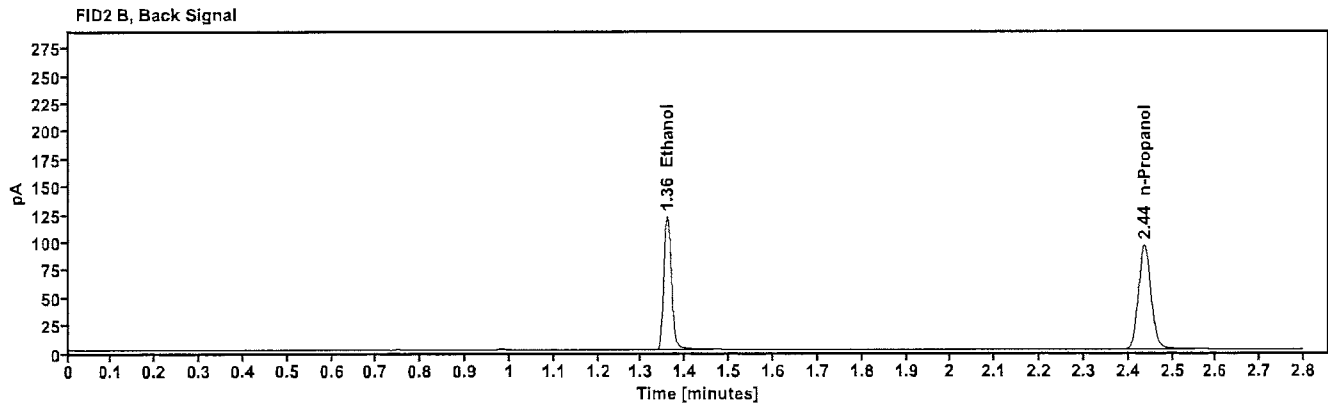
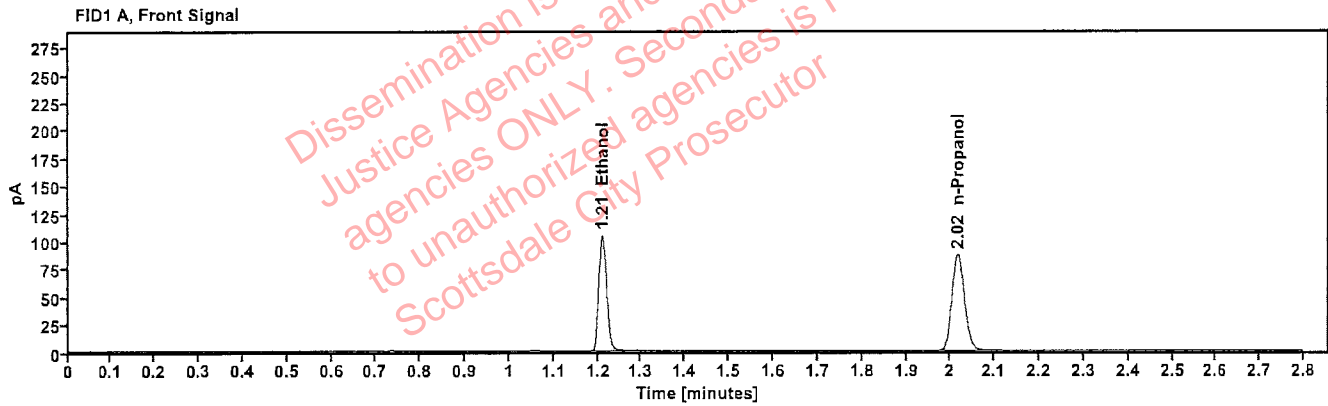


Table 1: FID 1 A (column DB-ALC1)

Compound	Amount (g/100mL)	Time (min)	Peak Area
>Ethanol	0.2076	1.211	133.519
n-Propanol	---	2.017	172.834

Table 2: FID 2 B (column DB-ALC2)

Compound	Time (min)	Peak Area
Ethanol	1.359	146.235
n-Propanol	2.436	187.395

Scottsdale Police Department Crime Lab Volatiles Analysis

Sample:	101921WB	Vial:	56
Description:	Negative	LIMS ID:	
Method:	ethanol quant.M	Sequence:	11Jan23
Instrument:	US14173023 CN14160045	Injection date:	1/11/2023 3:01:57 PM
Data file:	C:\Chem32\1\Data\11Jan23\56.D	Analyst:	Abbott JA

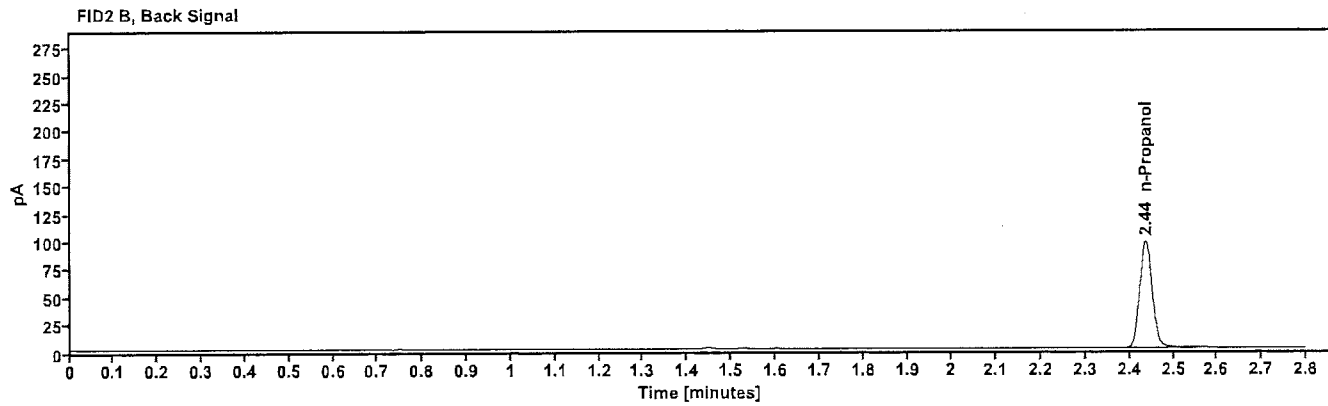
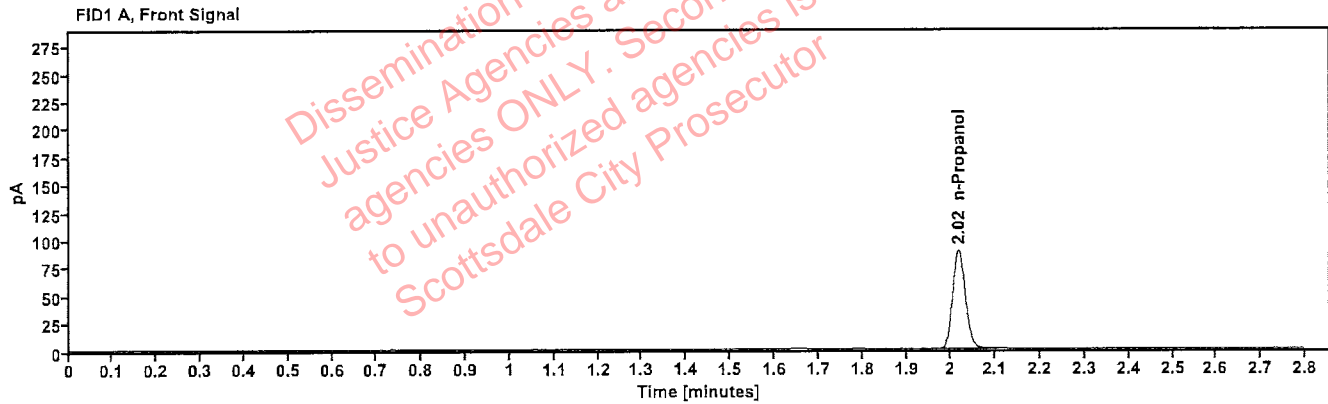


Table 1: FID 1 A (column DB-ALC1)

Compound	Amount (g/100mL)	Time (min)	Peak Area
n-Propanol	----	2.017	176.451

Table 2: FID 2 B (column DB-ALC2)

Compound	Time (min)	Peak Area
n-Propanol	2.437	191.684

Sequence Summary

Sequence name: 11Jan23 Instrument: US14173023 CN14160045 Analyst: Abbott

Vial	Sample	Description	Type	LIMS ID	Method
1	FN10051909	0.020 calibrator	Calibration		ethanol quant.M
2	FN05311902	0.100 calibrator	Calibration		ethanol quant.M
3	FN02052101	0.200 calibrator	Calibration		ethanol quant.M
4	FN03052102	0.400 calibrator	Calibration		ethanol quant.M
5	122022AQ	Negative	Control		ethanol quant.M
6	050721MIX	Volatiles mix	Control		ethanol quant.M
7	11092018-A	0.400	Control		ethanol quant.M
8	14082019-B	0.040	Control		ethanol quant.M
9	4110320133/8	0.199	Control		ethanol quant.M
10	353-01H.R.		Sample		ethanol quant.M
11	353-01H.R.		Sample		ethanol quant.M
12	353-01T.L.		Sample		ethanol quant.M
13	353-01T.L.		Sample		ethanol quant.M
14	2223970-2		Sample		ethanol quant.M
15	2223970-2		Sample		ethanol quant.M
16	2224774-2		Sample		ethanol quant.M
17	2224774-2		Sample		ethanol quant.M
18	2224932-2		Sample		ethanol quant.M
19	2224932-2		Sample		ethanol quant.M
20	20012020-B	0.080	Control		ethanol quant.M
21	2222711-3		Sample		ethanol quant.M
22	2222711-3		Sample		ethanol quant.M
23	2225101-1		Sample		ethanol quant.M
24	2225101-1		Sample		ethanol quant.M
25	2225060-2		Sample		ethanol quant.M
26	2225060-2		Sample		ethanol quant.M
27	2225142-3		Sample		ethanol quant.M
28	2225142-3		Sample		ethanol quant.M
29	2225097-3		Sample		ethanol quant.M
30	2225097-3		Sample		ethanol quant.M
31	20012020-B	0.080	Control		ethanol quant.M
32	2225129-1		Sample		ethanol quant.M
33	2225129-1		Sample		ethanol quant.M
34	2225203-2		Sample		ethanol quant.M
35	2225203-2		Sample		ethanol quant.M
36	2300049-1		Sample		ethanol quant.M
37	2300049-1		Sample		ethanol quant.M
38	2224963-3		Sample		ethanol quant.M
39	2224963-3		Sample		ethanol quant.M
40	2223682-3		Sample		ethanol quant.M
41	2223682-3		Sample		ethanol quant.M
42	4110320133/8	0.199	Control		ethanol quant.M
43	2224504-3		Sample		ethanol quant.M
44	2224504-3		Sample		ethanol quant.M
45	2224723-1		Sample		ethanol quant.M
46	2224723-1		Sample		ethanol quant.M
47	2300235-3		Sample		ethanol quant.M

Sequence Summary



48	2300235-3		Sample		ethanol quant.M
49	2300311-5		Sample		ethanol quant.M
50	2300311-5		Sample		ethanol quant.M
51	2225119-1		Sample		ethanol quant.M
52	2225119-1		Sample		ethanol quant.M
53	11092018-A	0.400	Control		ethanol quant.M
54	14082019-B	0.040	Control		ethanol quant.M
55	4110320133/8	0.199	Control		ethanol quant.M
56	101921WB	Negative	Control		ethanol quant.M

Dissemination is restricted to Criminal Justice Agencies and authorized agencies ONLY. Secondary dissemination to unauthorized agencies is PROHIBITED.
 Scottsdale City Prosecutor

Scottsdale Police Department Crime Laboratory Summary of Cases

SEQUENCE NAME: 11Jan23

ANALYST: Abbott 

Vials	Test 1 (g/dL)	Test 2 (g/dL)	Mean (g/dL)	Percent Difference*	Absolute Difference (g/dL)*
10 11	0.1491	0.1499	0.14950	0.27	0.00040
12 13	0.0000	0.0000	0.00000	0.00	0.00000
14 15	0.1316	0.1341	0.13285	0.94	0.00125
16 17	0.3153	0.3149	0.31510	0.06	0.00020
18 19	0.2522	0.2564	0.25430	0.83	0.00210
21 22	0.2393	0.2379	0.23860	0.29	0.00070
23 24	0.2136	0.2141	0.21385	0.12	0.00025
25 26	0.1377	0.1375	0.13760	0.07	0.00010
27 28	0.1457	0.1450	0.14535	0.24	0.00035
29 30	0.2573	0.2561	0.25670	0.23	0.00060
32 33	0.2014	0.2008	0.20110	0.15	0.00030
34 35	0.1590	0.1576	0.15830	0.44	0.00070
36 37	0.3047	0.3095	0.30710	0.78	0.00240
38 39	0.2222	0.2206	0.22140	0.36	0.00080
40 41	0.1739	0.1755	0.17470	0.46	0.00080
43 44	0.1804	0.1790	0.17970	0.39	0.00070
45 46	0.1876	0.1871	0.18735	0.13	0.00025
47 48	0.0808	0.0820	0.08140	0.74	0.00060
49 50	0.1563	0.1560	0.15615	0.10	0.00015
51 52	0.2054	0.2050	0.20520	0.10	0.00020

*Calculated differences are differences from the mean of the two results.

Scottsdale Police Department Crime Lab Volatiles Analysis

Sample:	353-01H.R.	Vial:	10
Description:	[REDACTED]	LIMS ID:	[REDACTED]
Method:	ethanol quant.M	Sequence:	11Jan23
Instrument:	US14173023 CN14160045	Injection date:	1/11/2023 11:55:57 AM
Data file:	C:\Chem32\1\Data\11Jan23\10.D	Analyst:	Abbott

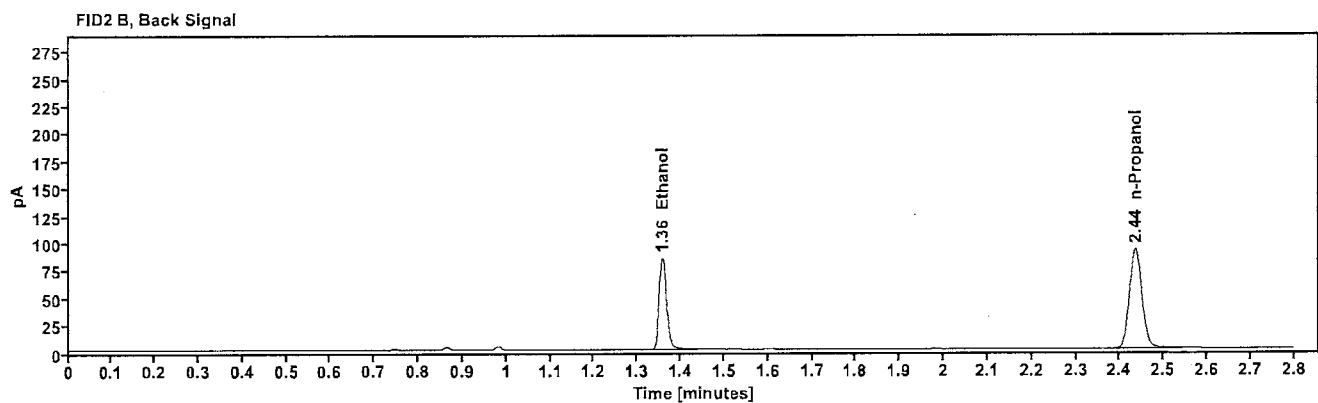
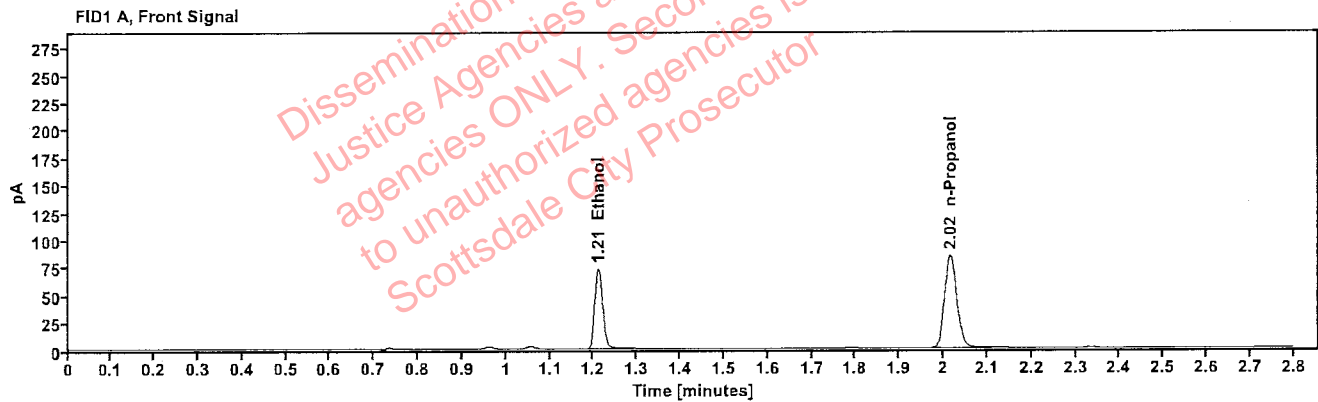


Table 1: FID 1 A (column DB-ALC1)

Compound	Amount (g/100mL)	Time (min)	Peak Area
>Ethanol	0.1491	1.210	92.802
n-Propanol	-----	2.016	167.257

Table 2: FID 2 B (column DB-ALC2)

Compound	Time (min)	Peak Area
Ethanol	1.358	101.405
n-Propanol	2.435	181.526

Scottsdale Police Department Crime Lab Volatiles Analysis

Sample:	353-01H.R.	Vial:	11
Description:	[REDACTED]	LIMS ID:	[REDACTED]
Method:	ethanol quant.M	Sequence:	11Jan23
Instrument:	US14173023 CN14160045	Injection date:	1/11/2023 11:59:57 AM
Data file:	C:\Chem32\1\Data\11Jan23\11.D	Analyst:	Abbott

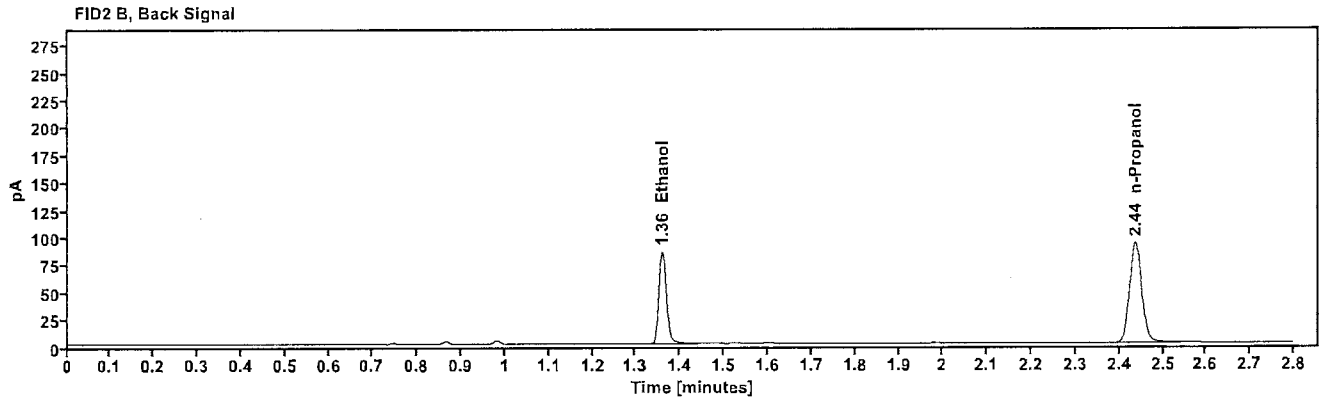
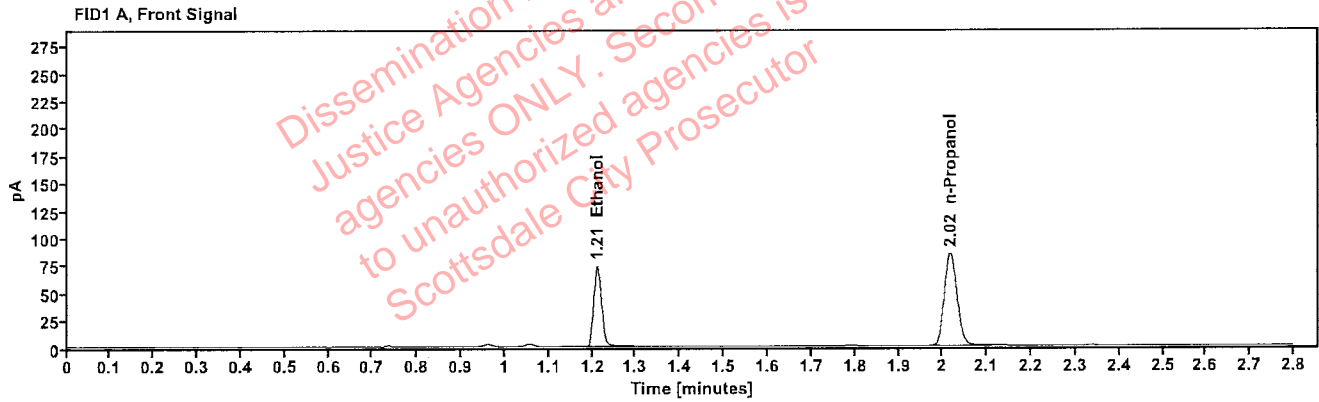


Table 1: FID 1 A (column DB-ALC1)

Compound	Amount (g/100mL)	Time (min)	Peak Area
>Ethanol	0.1499	1.211	94.082
n-Propanol	-----	2.017	168.570

Table 2: FID 2 B (column DB-ALC2)

Compound	Time (min)	Peak Area
Ethanol	1.359	102.543
n-Propanol	2.437	182.741

Scottsdale Police Department Crime Lab Volatiles Analysis

Sample:	353-01T.L.	Vial:	12
Description:		LIMS ID:	
Method:	ethanol quant.M	Sequence:	11Jan23
Instrument:	US14173023 CN14160045	Injection date:	1/11/2023 12:03:57 PM
Data file:	C:\Chem32\1\Data\11Jan23\12.D	Analyst:	Abbott

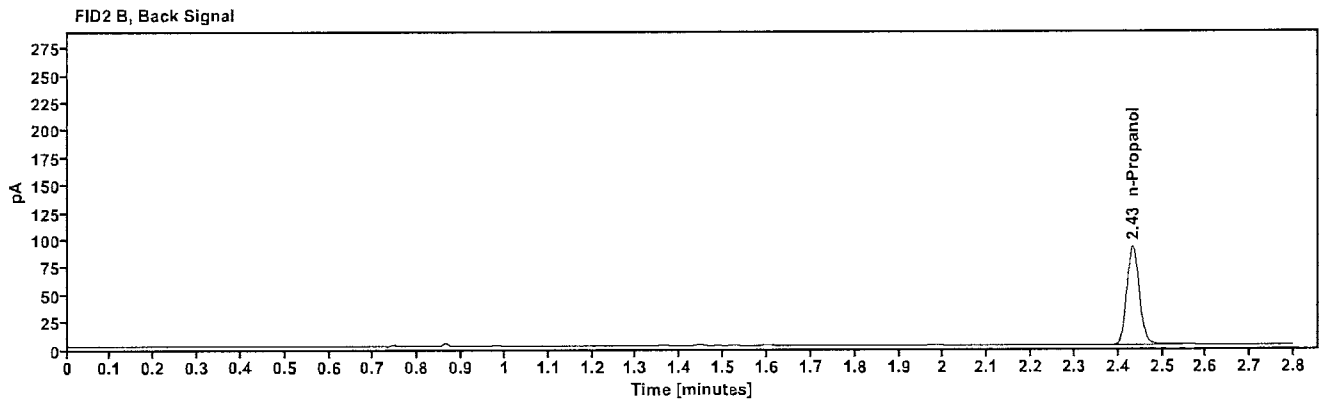
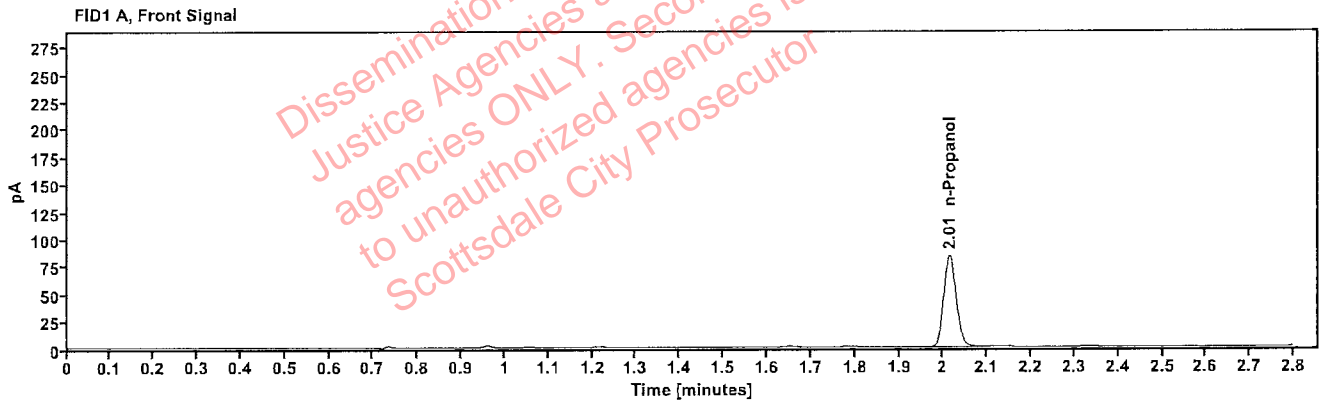


Table 1: FID 1 A (column DB-ALC1)

Compound	Amount (g/100mL)	Time (min)	Peak Area
n-Propanol	-----	2.015	165.542

Table 2: FID 2 B (column DB-ALC2)

Compound	Time (min)	Peak Area
n-Propanol	2.433	180.315

Scottsdale Police Department Crime Lab Volatiles Analysis

Sample:	353-01T.L.	Vial:	13
Description:	[REDACTED]	LIMS ID:	[REDACTED]
Method:	ethanol quant.M	Sequence:	11Jan23
Instrument:	US14173023 CN14160045	Injection date:	1/11/2023 12:08:12 PM
Data file:	C:\Chem32\1\Data\11Jan23\13.D	Analyst:	Abbott

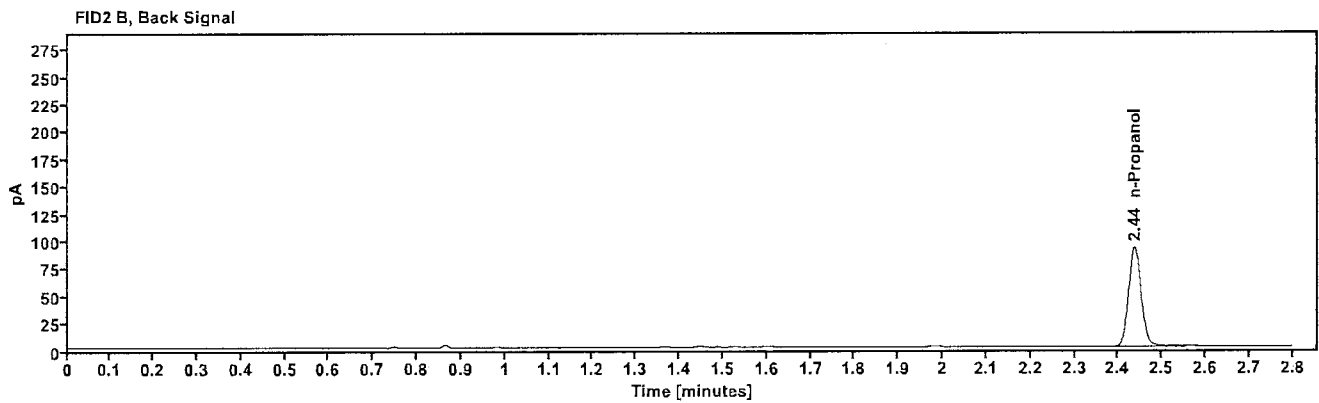
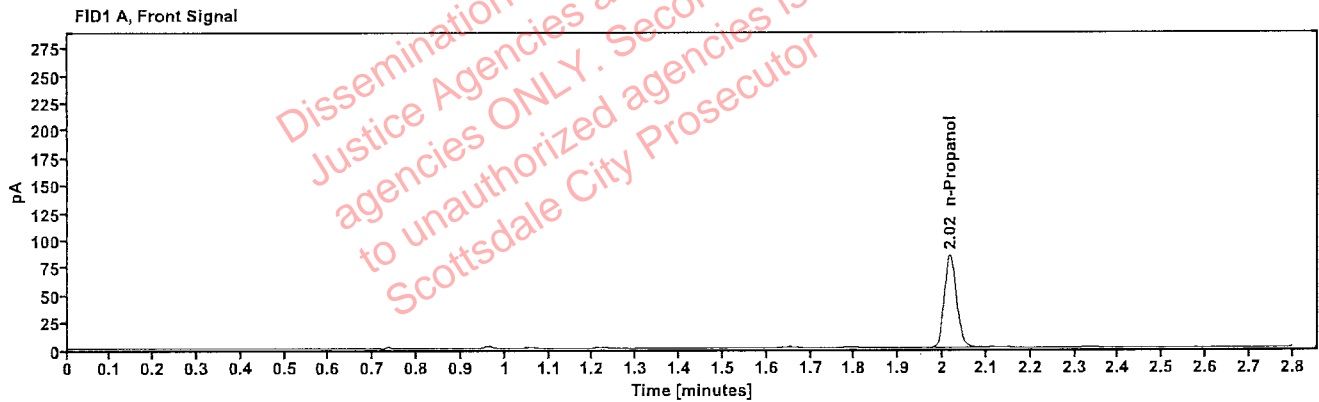


Table 1: FID 1 A (column DB-ALC1)

Compound	Amount (g/100mL)	Time (min)	Peak Area
n-Propanol	-----	2.017	167.279

Table 2: FID 2 B (column DB-ALC2)

Compound	Time (min)	Peak Area
n-Propanol	2.437	182.091

[REDACTED]: Abbott, Lori - (11-Jan-2023)

Case: [REDACTED] User: LAbbott 1/11/2023

Scottsdale Police Department Crime Lab Volatiles Analysis

Sample:	2223970-2	Vial:	14
Description:	[REDACTED]	LIMS ID:	[REDACTED]
Method:	ethanol quant.M	Sequence:	11Jan23
Instrument:	US14173023 CN14160045	Injection date:	1/11/2023 12:12:13 PM
Data file:	C:\Chem32\1\Data\11Jan23\14.D	Analyst:	Abbott

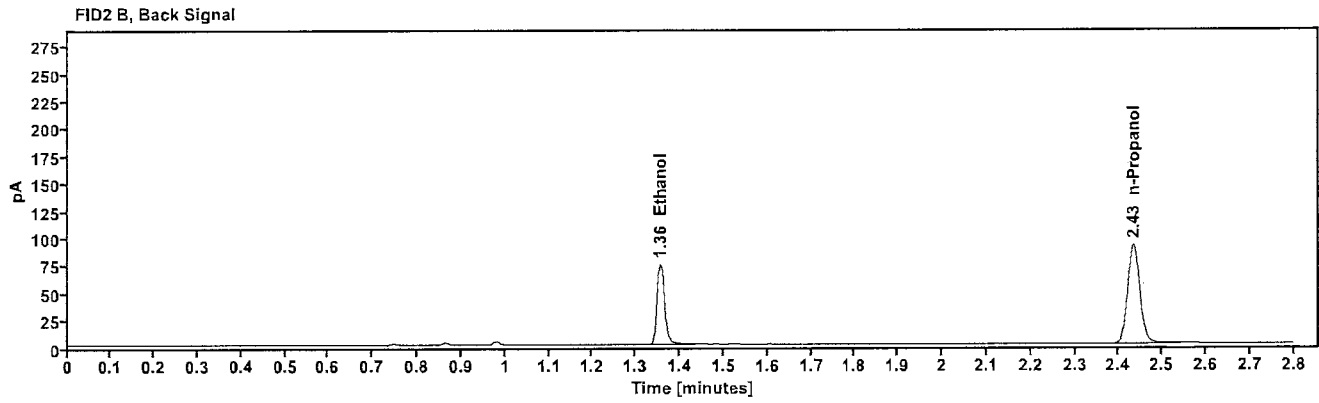
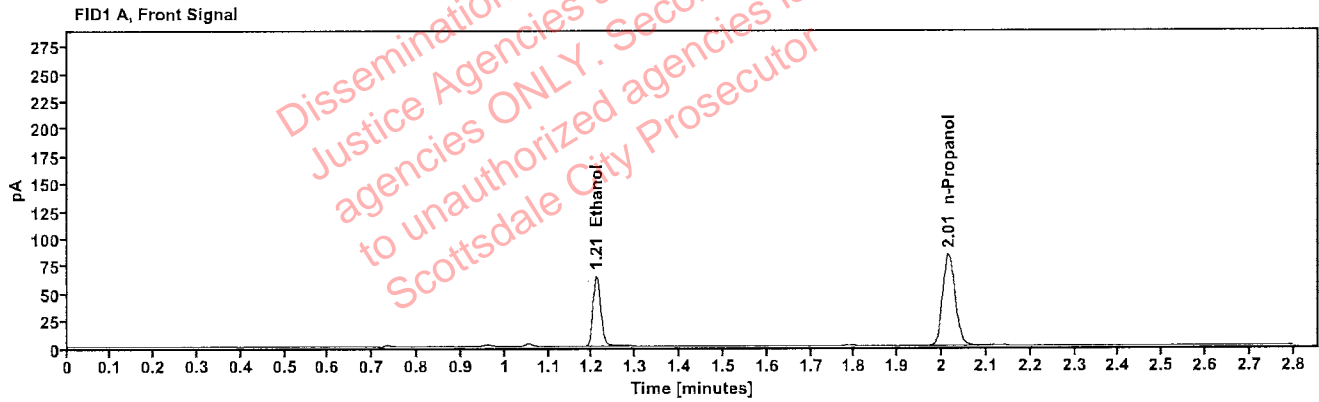


Table 1: FID 1 A (column DB-ALC1)

Compound	Amount (g/100mL)	Time (min)	Peak Area
>Ethanol	0.1316	1.209	81.549
n-Propanol	-----	2.015	166.424

Table 2: FID 2 B (column DB-ALC2)

Compound	Time (min)	Peak Area
Ethanol	1.356	88.807
n-Propanol	2.434	180.378

Scottsdale Police Department Crime Lab Volatiles Analysis

Sample:	2223970-2	Vial:	15
Description:	[REDACTED]	LIMS ID:	[REDACTED]
Method:	ethanol quant.M	Sequence:	11Jan23
Instrument:	US14173023 CN14160045	Injection date:	1/11/2023 12:16:12 PM
Data file:	C:\Chem32\1\Data\11Jan23\15.D	Analyst:	Abbott

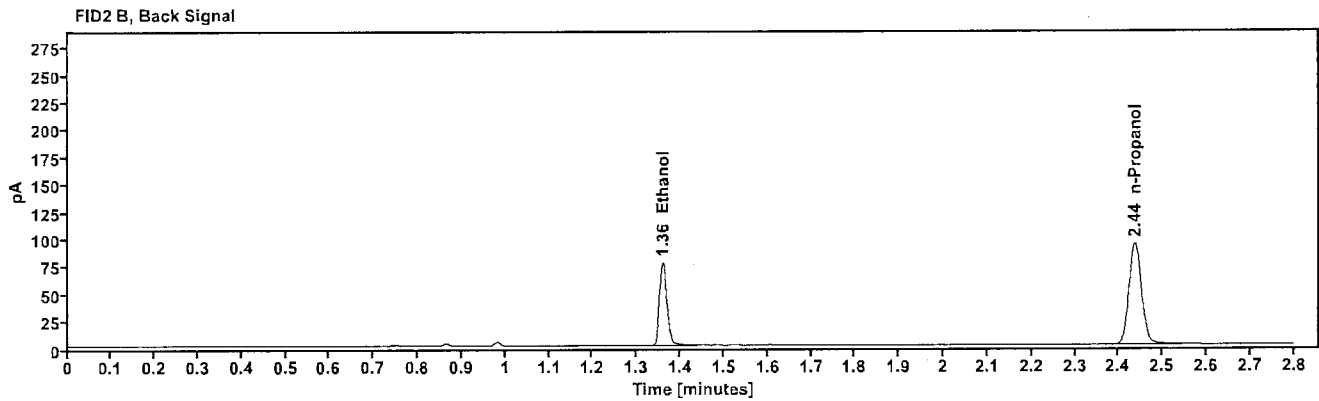
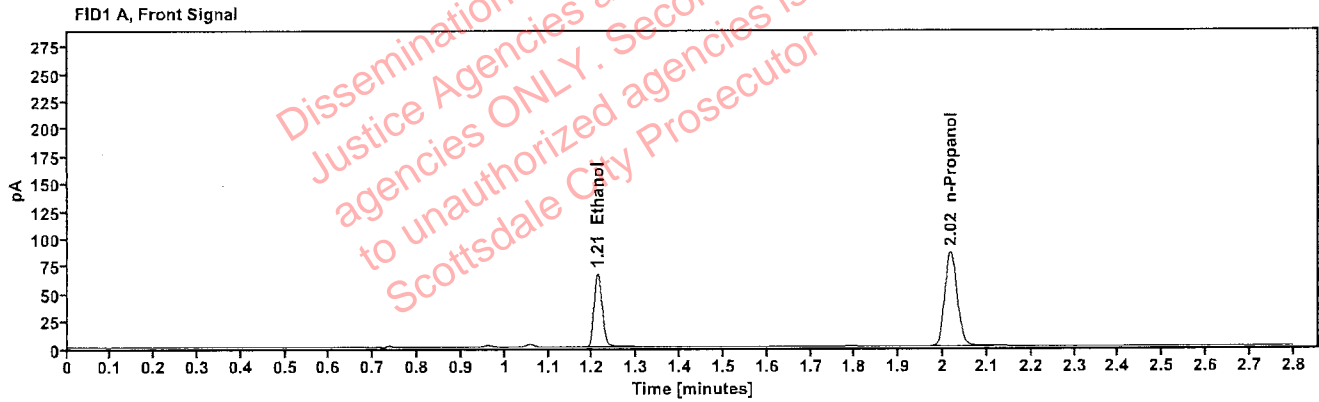


Table 1: FID 1 A (column DB-ALC1)

Compound	Amount (g/100mL)	Time (min)	Peak Area
>Ethanol	0.1341	1.212	85.255
n-Propanol	----	2.017	170.803

Table 2: FID 2 B (column DB-ALC2)

Compound	Time (min)	Peak Area
Ethanol	1.359	92.892
n-Propanol	2.437	185.008

Scottsdale Police Department Crime Lab Volatiles Analysis

Sample:	2224774-2	Vial:	16
Description:		LIMS ID:	
Method:	ethanol quant.M	Sequence:	11Jan23
Instrument:	US14173023 CN14160045	Injection date:	1/11/2023 12:20:12 PM
Data file:	C:\Chem32\1\Data\11Jan23\16.D	Analyst:	Abbott

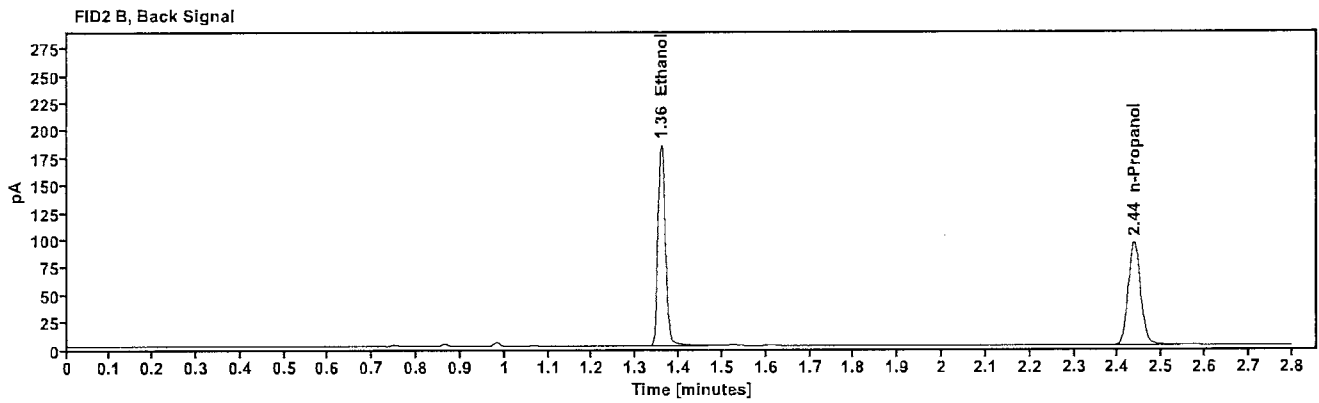
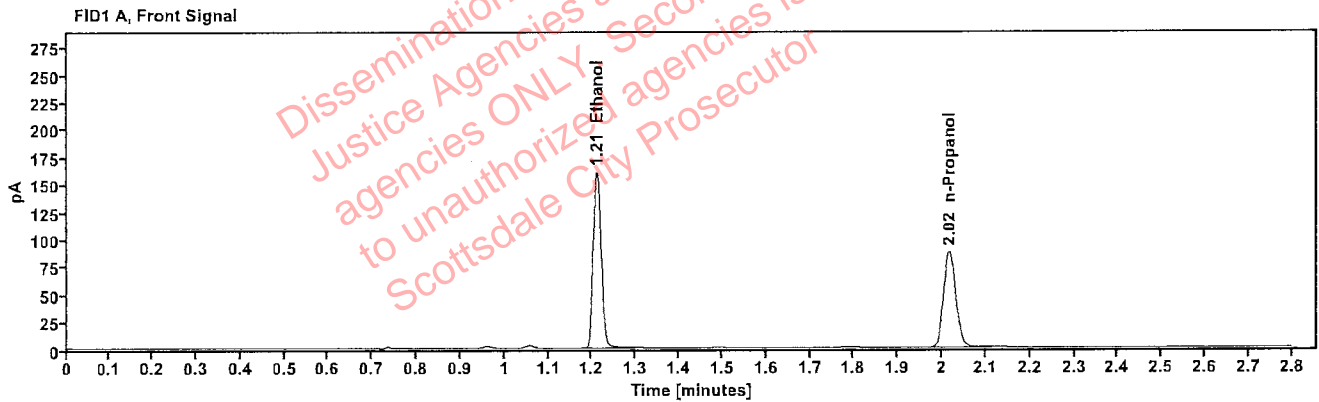


Table 1: FID 1 A (column DB-ALC1)

Compound	Amount (g/100mL)	Time (min)	Peak Area
>Ethanol	0.3153	1.211	203.777
n-Propanol	-----	2.017	173.660

Table 2: FID 2 B (column DB-ALC2)

Compound	Time (min)	Peak Area
Ethanol	1.359	223.538
n-Propanol	2.437	187.955

Scottsdale Police Department Crime Lab Volatiles Analysis

Sample:	2224774-2	Vial:	17
Description:	[REDACTED]	LIMS ID:	[REDACTED]
Method:	ethanol quant.M	Sequence:	11Jan23
Instrument:	US14173023 CN14160045	Injection date:	1/11/2023 12:24:11 PM
Data file:	C:\Chem32\1\Data\11Jan23\17.D	Analyst:	Abbott

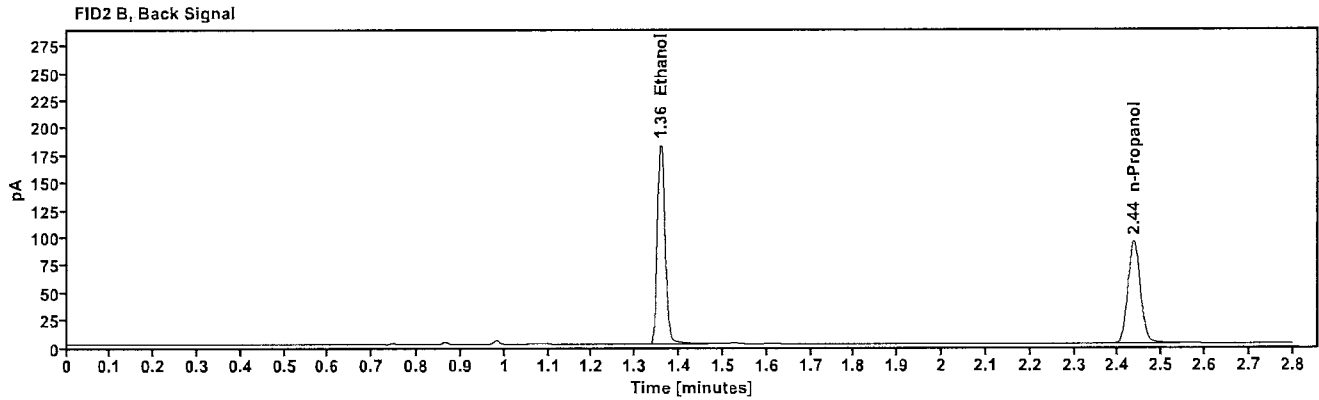
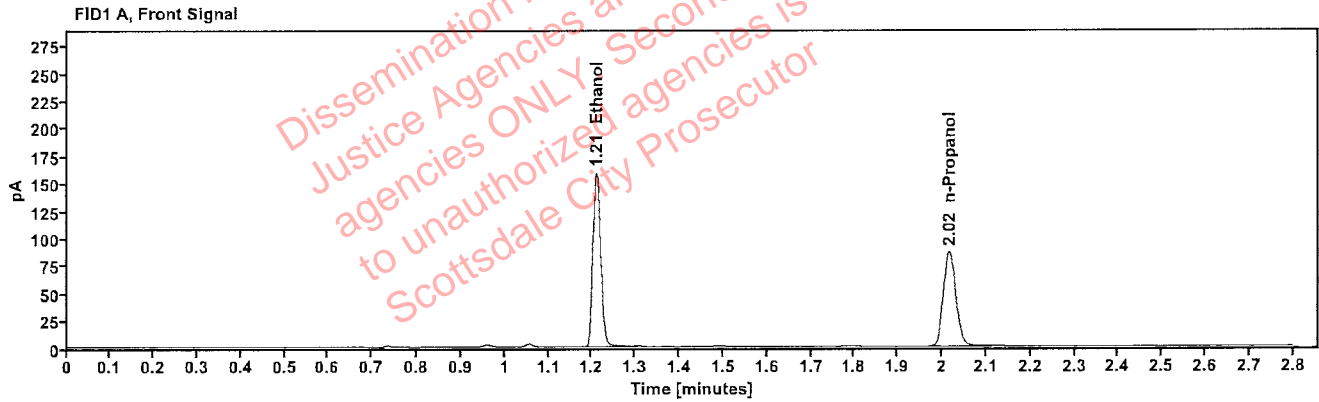


Table 1: FID 1 A (column DB-ALC1)

Compound	Amount (g/100mL)	Time (min)	Peak Area
>Ethanol	0.3149	1.210	201.755
n-Propanol	-----	2.016	172.146

Table 2: FID 2 B (column DB-ALC2)

Compound	Time (min)	Peak Area
Ethanol	1.358	221.357
n-Propanol	2.436	186.455

Scottsdale Police Department Crime Lab Volatiles Analysis

Sample:	2224932-2	Vial:	18
Description:	[REDACTED]	LIMS ID:	[REDACTED]
Method:	ethanol quant.M	Sequence:	11Jan23
Instrument:	US14173023 CN14160045	Injection date:	1/11/2023 12:28:12 PM
Data file:	C:\Chem32\1\Data\11Jan23\18.D	Analyst:	Abbott

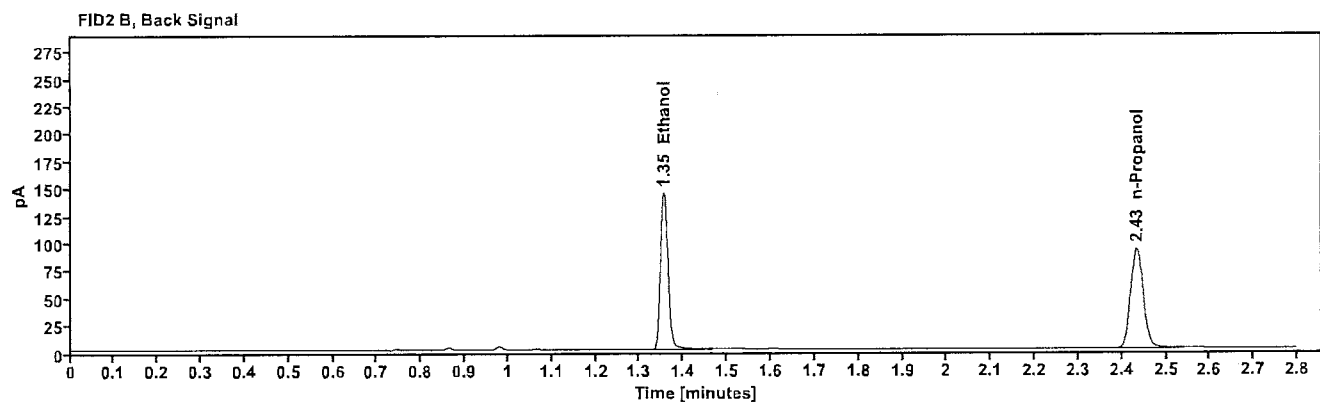
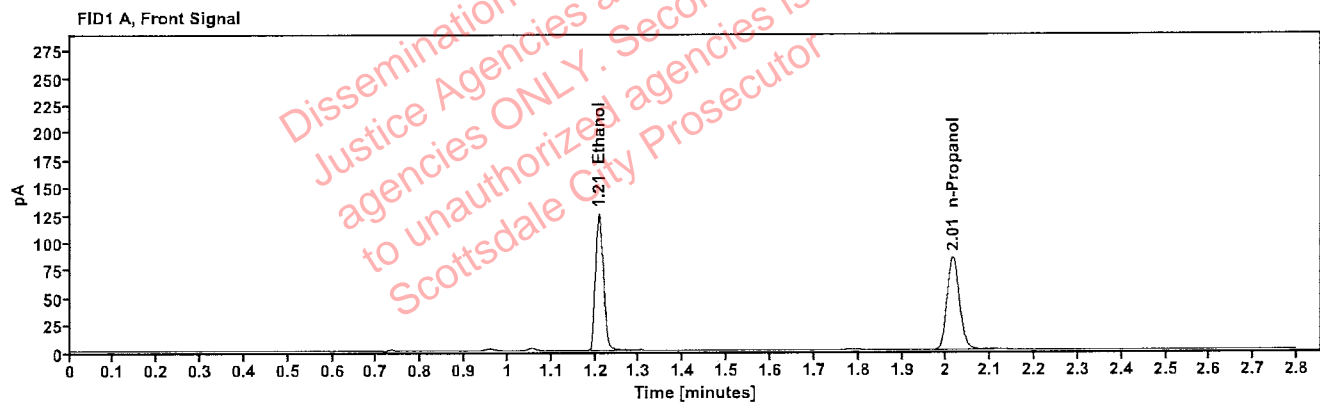


Table 1: FID 1 A (column DB-ALC1)

Compound	Amount (g/100mL)	Time (min)	Peak Area
>Ethanol	0.2522	1.209	157.550
n-Propanol	-----	2.015	167.854

Table 2: FID 2 B (column DB-ALC2)

Compound	Time (min)	Peak Area
Ethanol	1.355	172.775
n-Propanol	2.433	181.759

Scottsdale Police Department Crime Lab Volatiles Analysis

Sample:	2224932-2	Vial:	19
Description:	[REDACTED]	LIMS ID:	[REDACTED]
Method:	ethanol quant.M	Sequence:	11Jan23
Instrument:	US14173023 CN14160045	Injection date:	1/11/2023 12:32:28 PM
Data file:	C:\Chem32\1\Data\11Jan23\19.D	Analyst:	Abbott

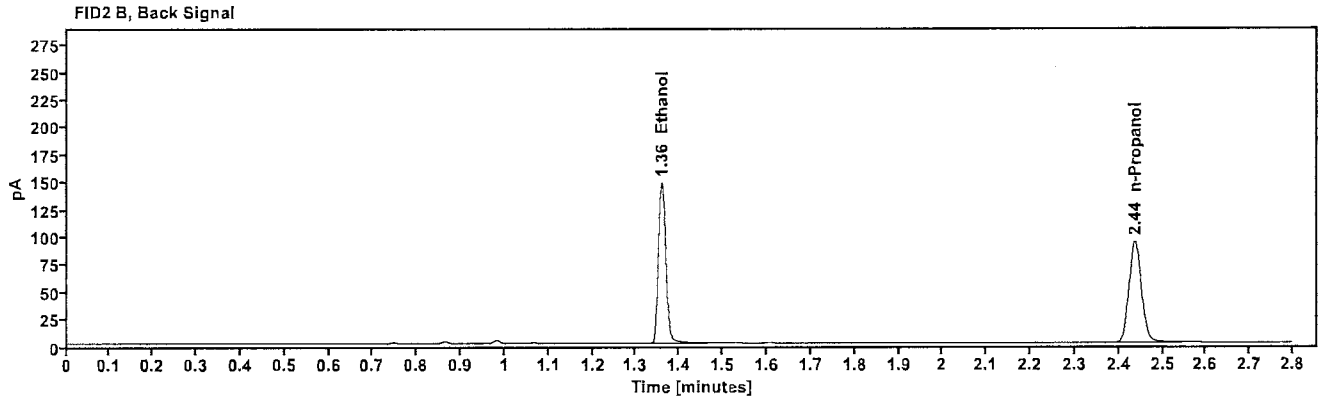
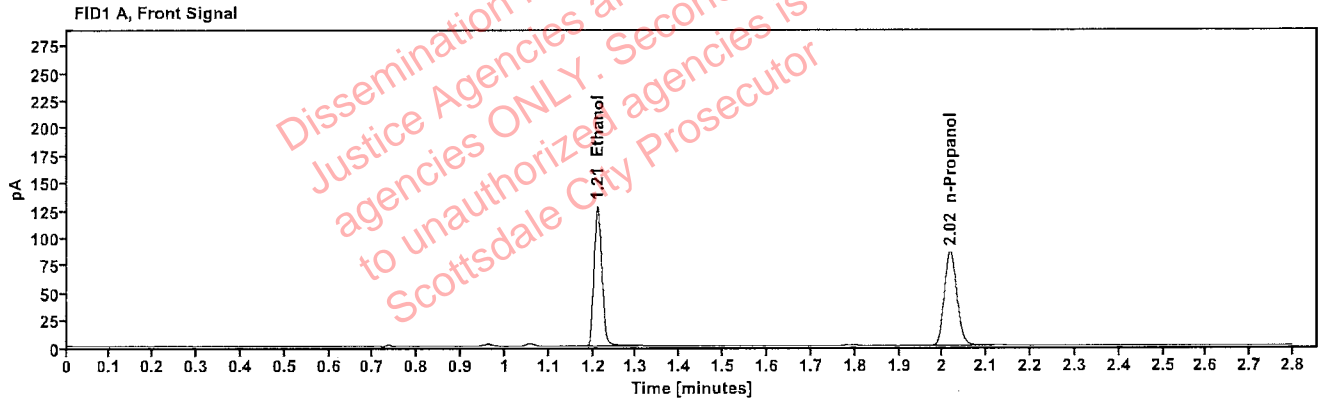


Table 1: FID 1 A (column DB-ALC1)

Compound	Amount (g/100mL)	Time (min)	Peak Area
>Ethanol	0.2564	1.211	162.853
n-Propanol	-----	2.017	170.667

Table 2: FID 2 B (column DB-ALC2)

Compound	Time (min)	Peak Area
Ethanol	1.359	178.309
n-Propanol	2.437	184.687

Scottsdale Police Department Crime Lab Volatiles Analysis

Sample:	2222711-3	Vial:	21
Description:	[REDACTED]	LIMS ID:	[REDACTED]
Method:	ethanol quant.M	Sequence:	11Jan23
Instrument:	US14173023 CN14160045	Injection date:	1/11/2023 12:40:28 PM
Data file:	C:\Chem32\1\Data\11Jan23\21.D	Analyst:	Abbott

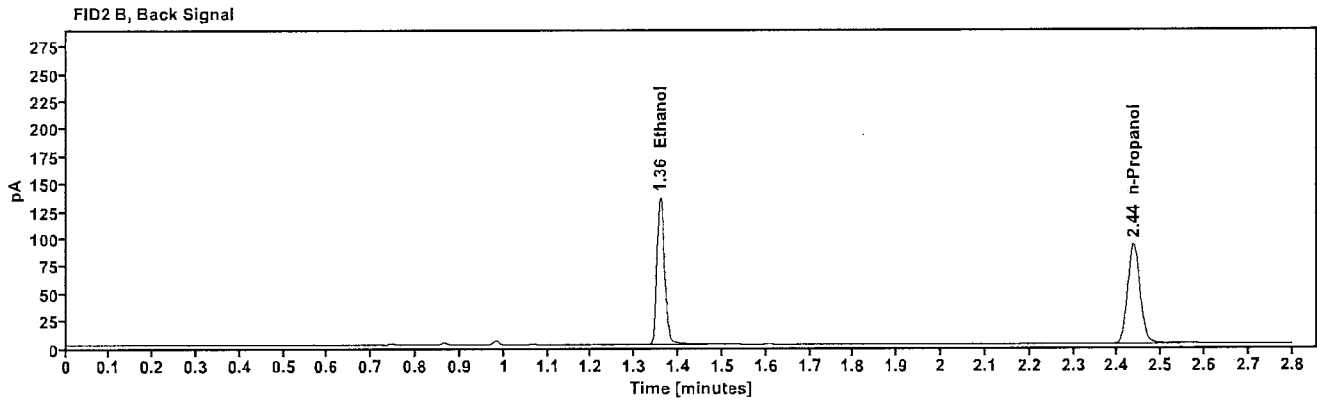
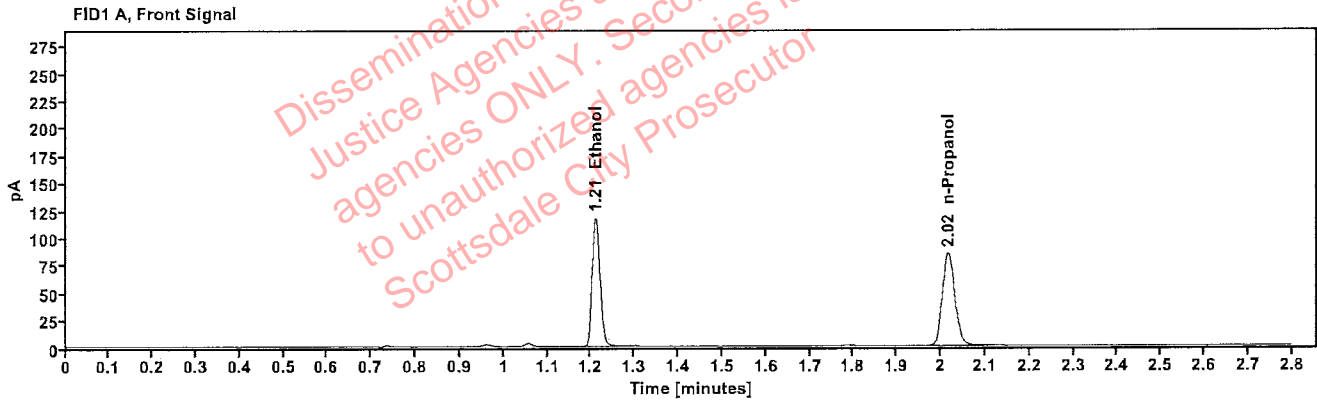


Table 1: FID 1 A (column DB-ALC1)

Compound	Amount (g/100mL)	Time (min)	Peak Area
>Ethanol	0.2393	1.211	149.537
n-Propanol	-----	2.017	167.900

Table 2: FID 2 B (column DB-ALC2)

Compound	Time (min)	Peak Area
Ethanol	1.359	163.883
n-Propanol	2.436	181.805

Scottsdale Police Department Crime Lab Volatiles Analysis

Sample:	2222711-3	Vial:	22
Description:		LIMS ID:	
Method:	ethanol quant.M	Sequence:	11Jan23
Instrument:	US14173023 CN14160045	Injection date:	1/11/2023 12:44:27 PM
Data file:	C:\Chem32\1\Data\11Jan23\22.D	Analyst:	Abbott

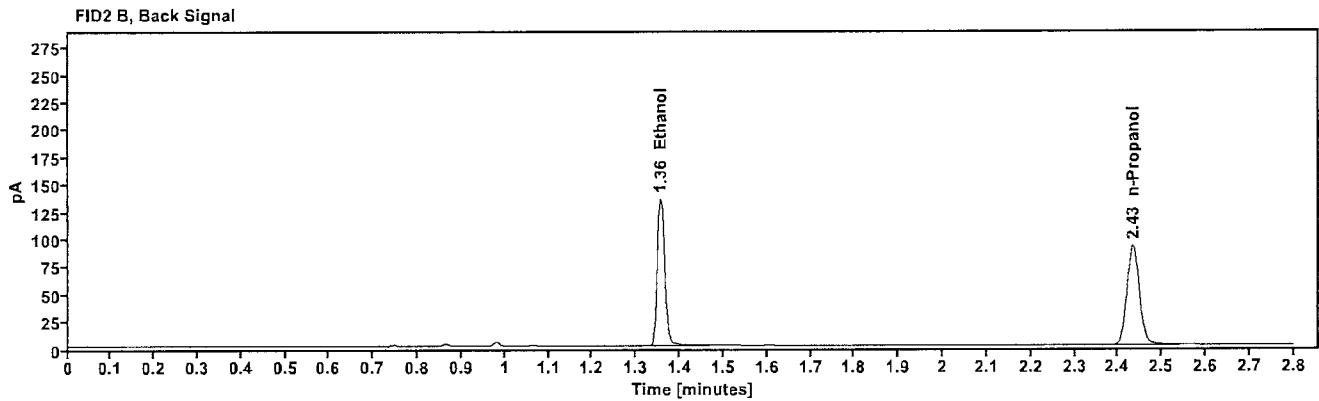
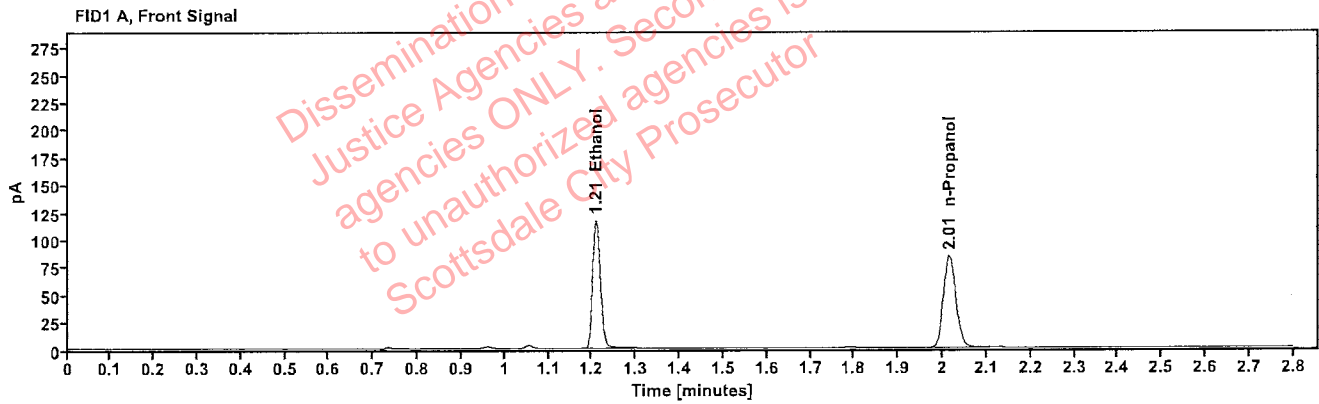


Table 1: FID 1 A (column DB-ALC1)

Compound	Amount (g/100mL)	Time (min)	Peak Area
>Ethanol	0.2379	1.209	147.539
n-Propanol	-----	2.015	166.605

Table 2: FID 2 B (column DB-ALC2)

Compound	Time (min)	Peak Area
Ethanol	1.355	161.791
n-Propanol	2.434	180.474

Scottsdale Police Department Crime Lab Volatiles Analysis

Sample:	2225101-1	Vial:	23
Description:		LIMS ID:	
Method:	ethanol quant.M	Sequence:	11Jan23
Instrument:	US14173023 CN14160045	Injection date:	1/11/2023 12:48:27 PM
Data file:	C:\Chem32\1\Data\11Jan23\23.D	Analyst:	Abbott

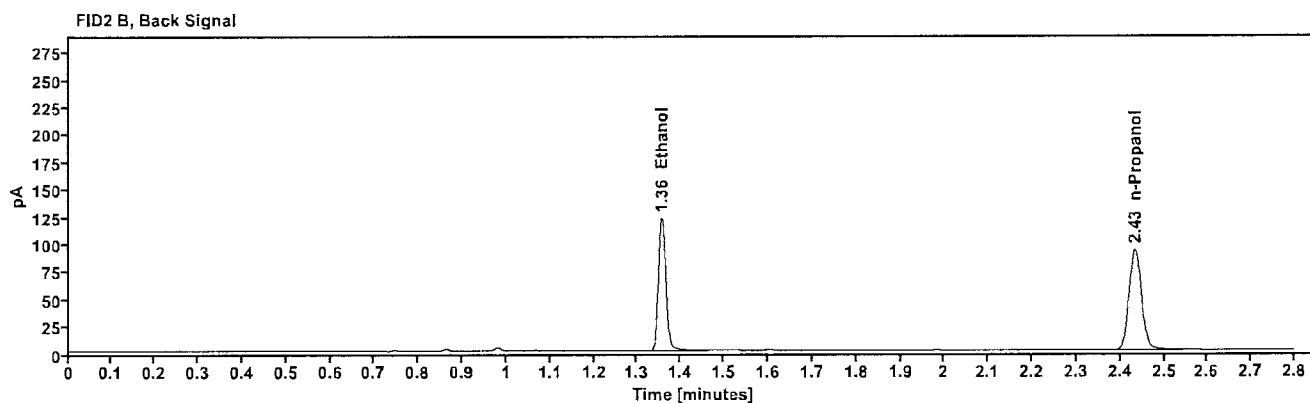
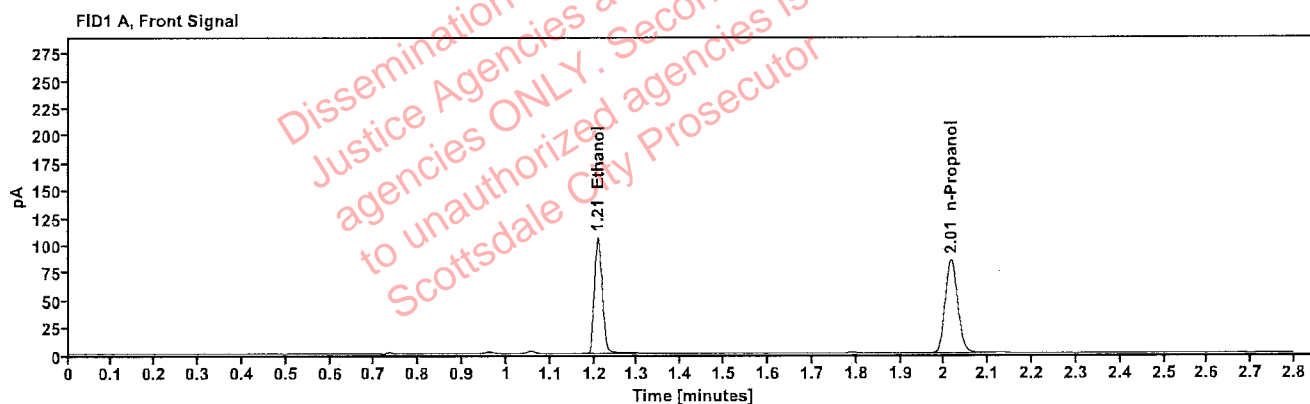


Table 1: FID 1 A (column DB-ALC1)

Compound	Amount (g/100mL)	Time (min)	Peak Area
>Ethanol	0.2136	1.209	133.977
n-Propanol	-----	2.015	168.536

Table 2: FID 2 B (column DB-ALC2)

Compound	Time (min)	Peak Area
Ethanol	1.356	146.882
n-Propanol	2.434	182.872

Scottsdale Police Department Crime Lab Volatiles Analysis

Sample:	2225101-1	Vial:	24
Description:		LIMS ID:	
Method:	ethanol quant.M	Sequence:	11Jan23
Instrument:	US14173023 CN14160045	Injection date:	1/11/2023 12:52:27 PM
Data file:	C:\Chem32\1\Data\11Jan23\24.D	Analyst:	Abbott

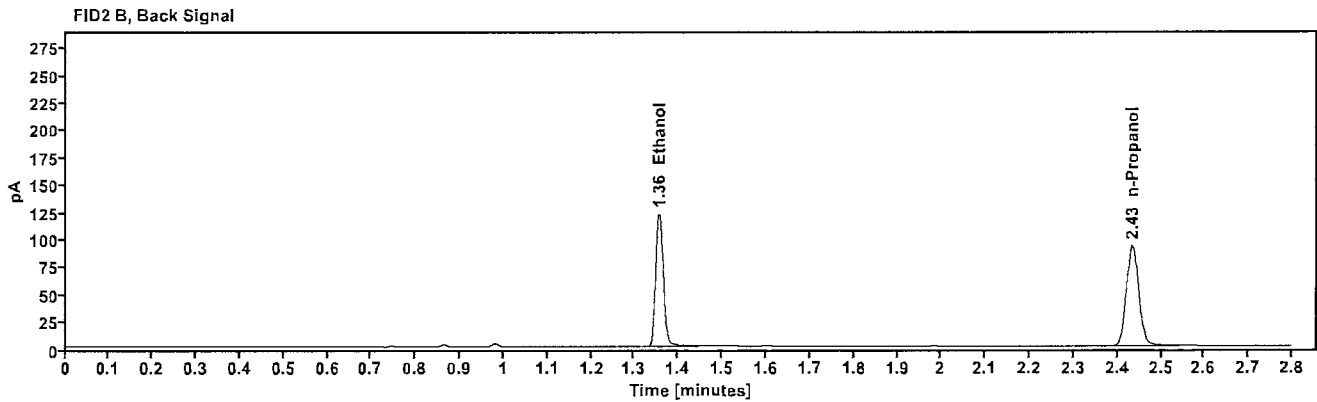
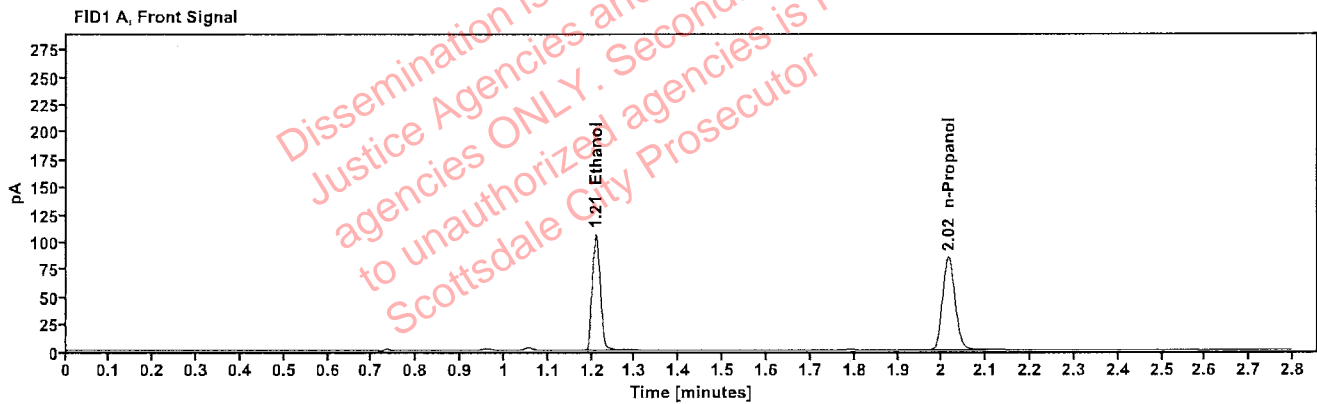


Table 1: FID 1 A (column DB-ALC1)

Compound	Amount (g/100mL)	Time (min)	Peak Area
>Ethanol	0.2141	1.209	134.229
n-Propanol	-----	2.015	168.481

Table 2: FID 2 B (column DB-ALC2)

Compound	Time (min)	Peak Area
Ethanol	1.356	146.744
n-Propanol	2.434	182.648

Scottsdale Police Department Crime Lab Volatiles Analysis

Sample:	2225060-2	Vial:	25
Description:	[REDACTED]	LIMS ID:	[REDACTED]
Method:	ethanol quant.M	Sequence:	11Jan23
Instrument:	US14173023 CN14160045	Injection date:	1/11/2023 12:56:43 PM
Data file:	C:\Chem32\1\Data\11Jan23\25.D	Analyst:	Abbott

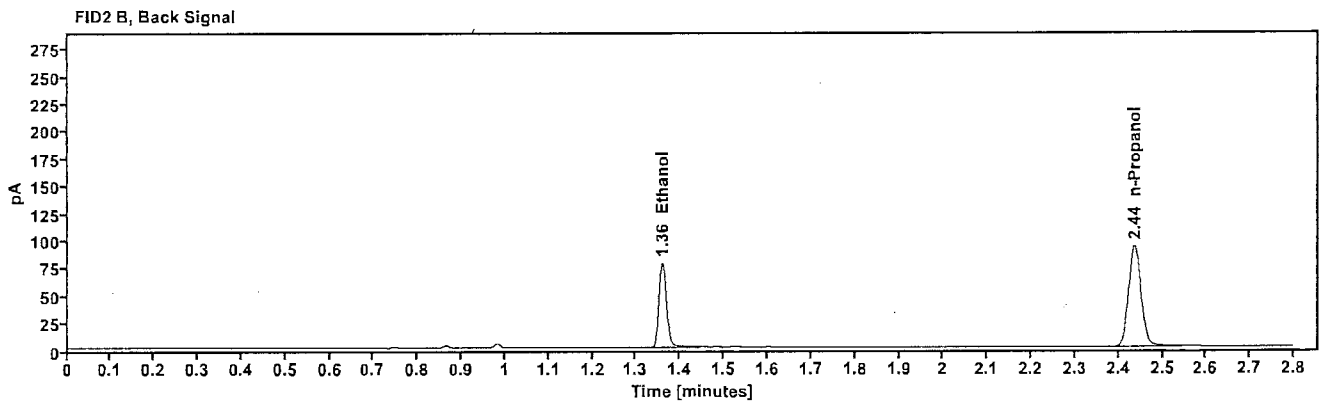
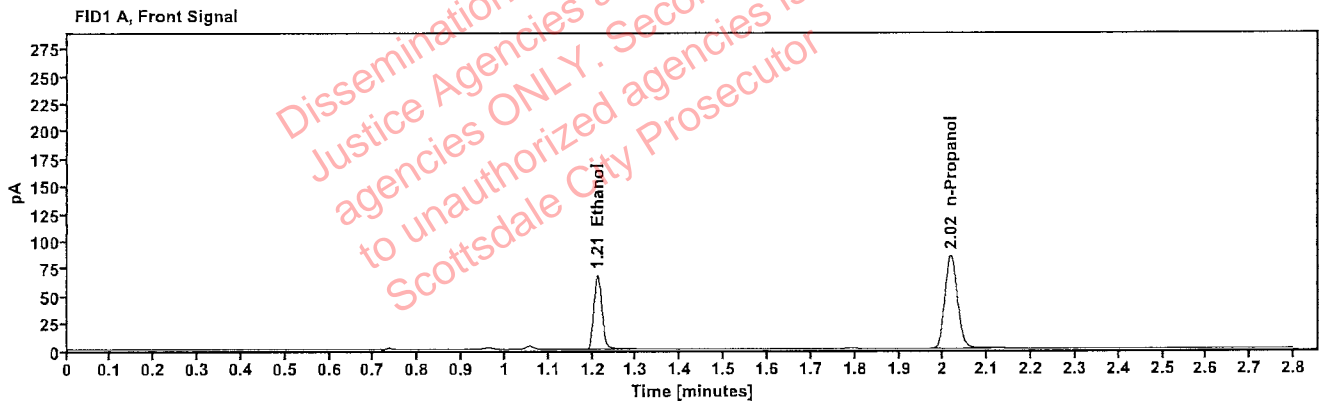


Table 1: FID 1 A (column DB-ALC1)

Compound	Amount (g/100mL)	Time (min)	Peak Area
>Ethanol	0.1377	1.211	86.773
n-Propanol	-----	2.017	169.273

Table 2: FID 2 B (column DB-ALC2)

Compound	Time (min)	Peak Area
Ethanol	1.359	94.611
n-Propanol	2.437	183.168

Scottsdale Police Department Crime Lab Volatiles Analysis

Sample:	2225060-2	Vial:	26
Description:	[REDACTED]	LIMS ID:	[REDACTED]
Method:	ethanol quant.M	Sequence:	11Jan23
Instrument:	US14173023 CN14160045	Injection date:	1/11/2023 1:00:42 PM
Data file:	C:\Chem32\1\Data\11Jan23\26.D	Analyst:	Abbott

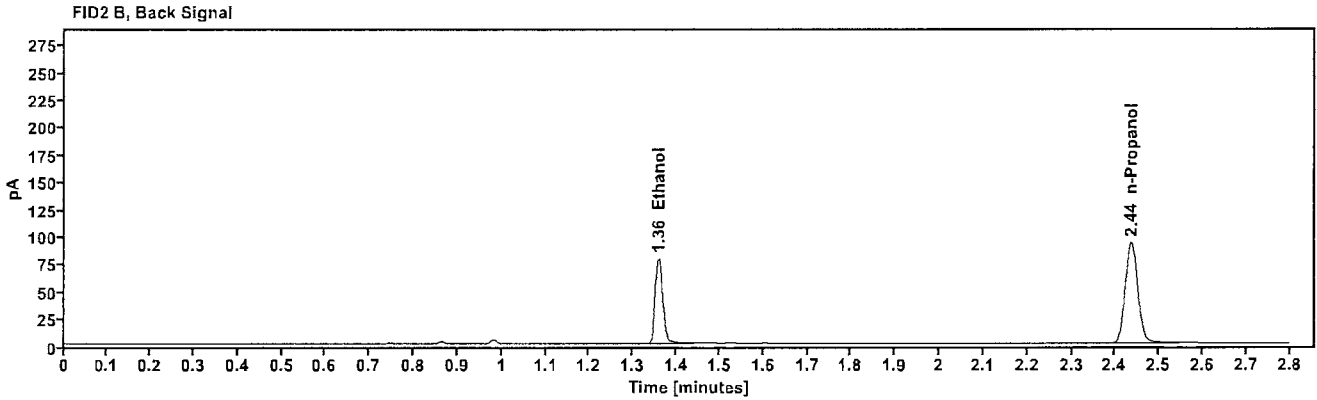
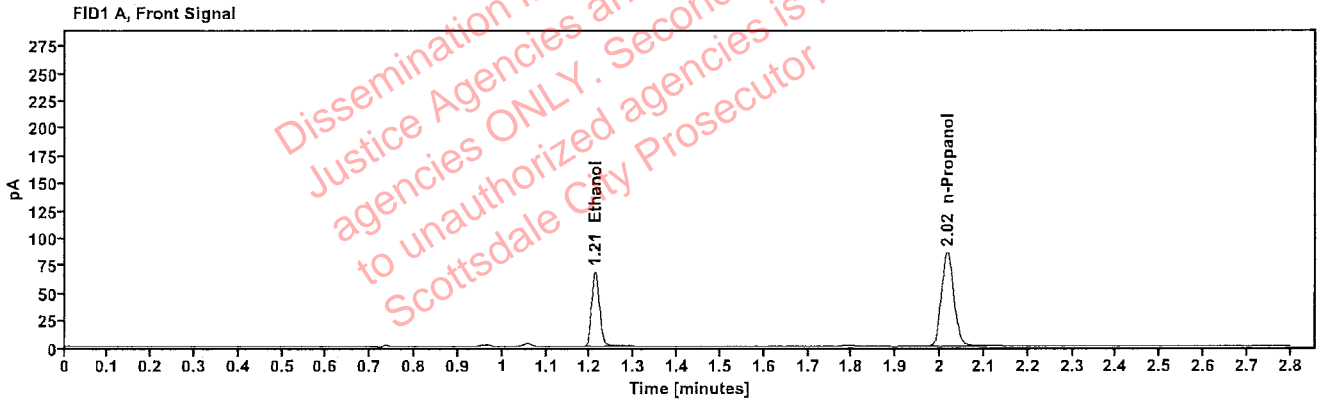


Table 1: FID 1 A (column DB-ALC1)

Compound	Amount (g/100mL)	Time (min)	Peak Area
>Ethanol	0.1375	1.211	87.049
n-Propanol	-----	2.017	170.100

Table 2: FID 2 B (column DB-ALC2)

Compound	Time (min)	Peak Area
Ethanol	1.358	94.856
n-Propanol	2.436	184.265

Scottsdale Police Department Crime Lab Volatiles Analysis

Sample:	2225142-3	Vial:	27
Description:		LIMS ID:	
Method:	ethanol quant.M	Sequence:	11Jan23
Instrument:	US14173023 CN14160045	Injection date:	1/11/2023 1:04:43 PM
Data file:	C:\Chem32\1\Data\11Jan23\27.D	Analyst:	Abbott

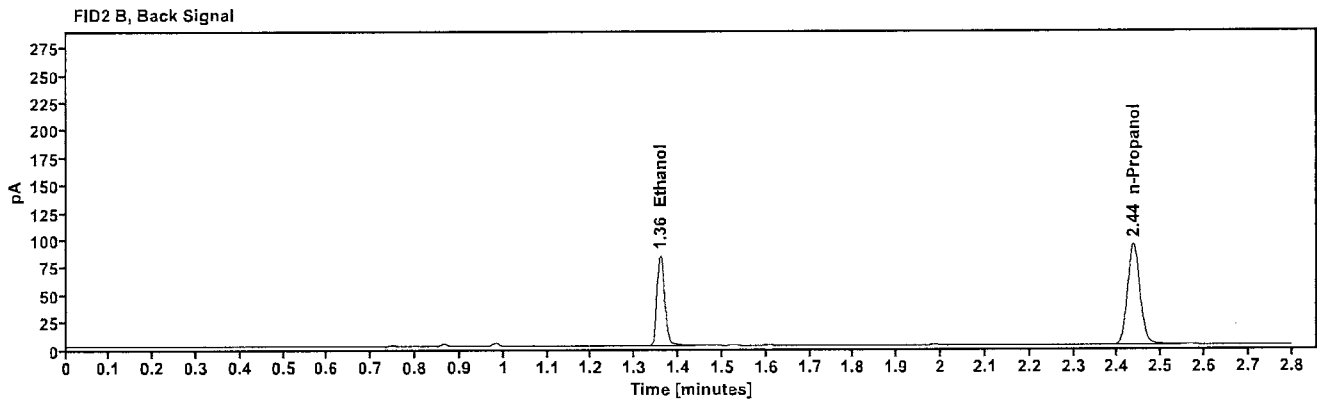
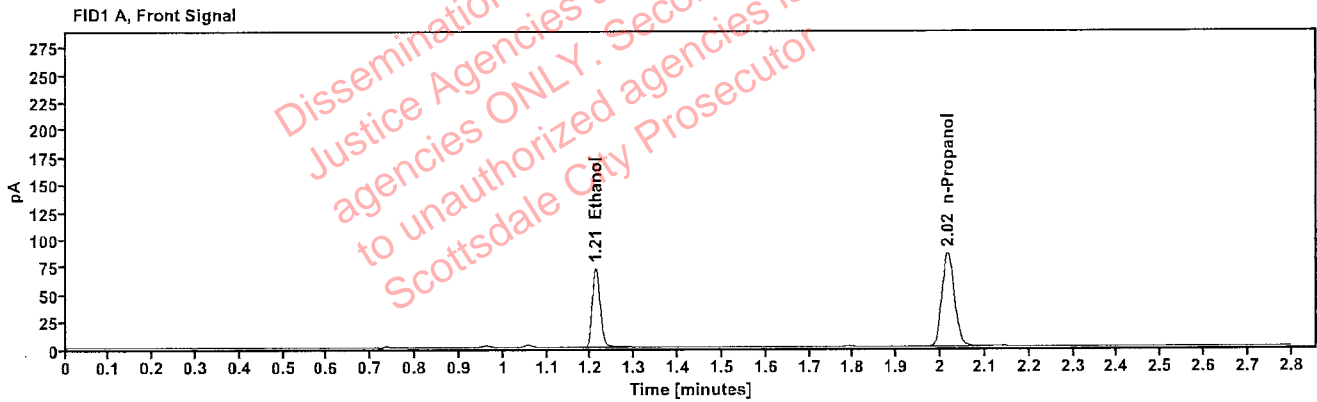


Table 1: FID 1 A (column DB-ALC1)

Compound	Amount (g/100mL)	Time (min)	Peak Area
>Ethanol	0.1457	1.211	92.211
n-Propanol	-----	2.017	170.066

Table 2: FID 2 B (column DB-ALC2)

Compound	Time (min)	Peak Area
Ethanol	1.359	100.566
n-Propanol	2.436	184.293

Scottsdale Police Department Crime Lab Volatiles Analysis

Sample:	2225142-3	Vial:	28
Description:	[REDACTED]	LIMS ID:	[REDACTED]
Method:	ethanol quant.M	Sequence:	11Jan23
Instrument:	US14173023 CN14160045	Injection date:	1/11/2023 1:08:42 PM
Data file:	C:\Chem32\1\Data\11Jan23\28.D	Analyst:	Abbott

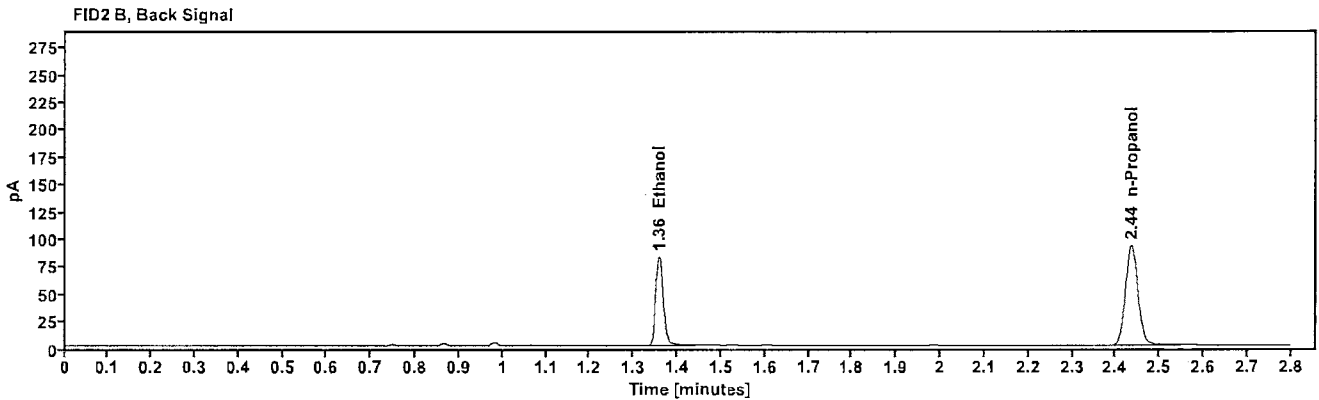
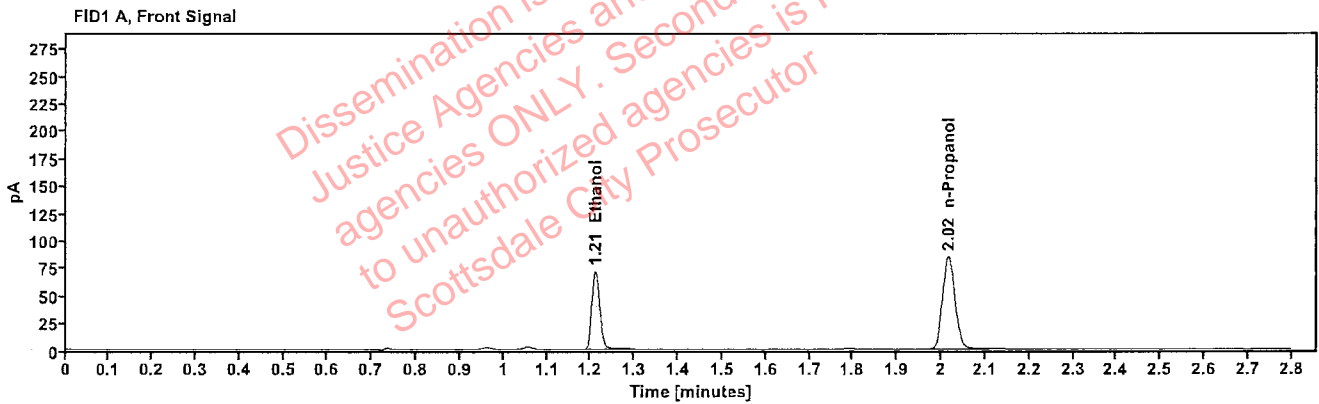


Table 1: FID 1 A (column DB-ALC1)

Compound	Amount (g/100mL)	Time (min)	Peak Area
>Ethanol	0.1450	1.210	90.695
n-Propanol	-----	2.016	168.083

Table 2: FID 2 B (column DB-ALC2)

Compound	Time (min)	Peak Area
Ethanol	1.358	98.904
n-Propanol	2.436	182.332

Scottsdale Police Department Crime Lab Volatiles Analysis

Sample:	2225097-3	Vial:	29
Description:	[REDACTED]	LIMS ID:	[REDACTED]
Method:	ethanol quant.M	Sequence:	11Jan23
Instrument:	US14173023 CN14160045	Injection date:	1/11/2023 1:12:42 PM
Data file:	C:\Chem32\1\Data\11Jan23\29.D	Analyst:	Abbott

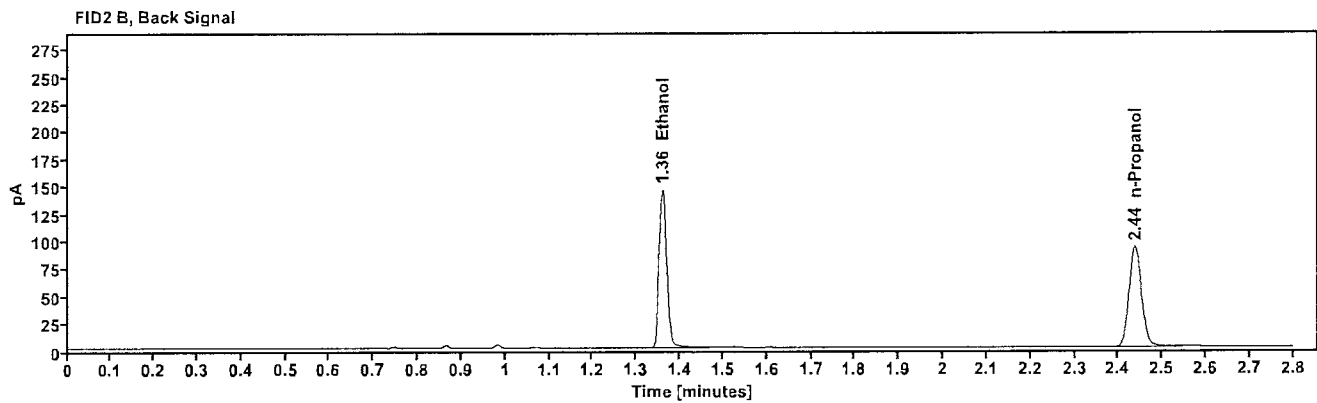
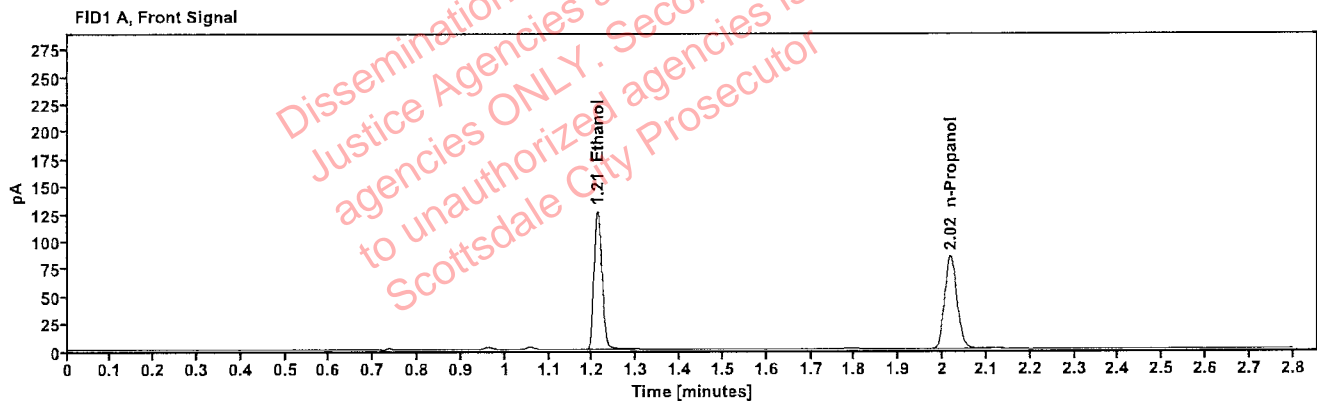


Table 1: FID 1 A (column DB-ALC1)

Compound	Amount (g/100mL)	Time (min)	Peak Area
>Ethanol	0.2573	1.211	161.121
n-Propanol	-----	2.017	168.246

Table 2: FID 2 B (column DB-ALC2)

Compound	Time (min)	Peak Area
Ethanol	1.360	176.606
n-Propanol	2.438	182.248

Scottsdale Police Department Crime Lab Volatiles Analysis

Sample:	2225097-3	Vial:	30
Description:		LIMS ID:	
Method:	ethanol quant.M	Sequence:	11Jan23
Instrument:	US14173023 CN14160045	Injection date:	1/11/2023 1:16:42 PM
Data file:	C:\Chem32\1\Data\11Jan23\30.D	Analyst:	Abbott

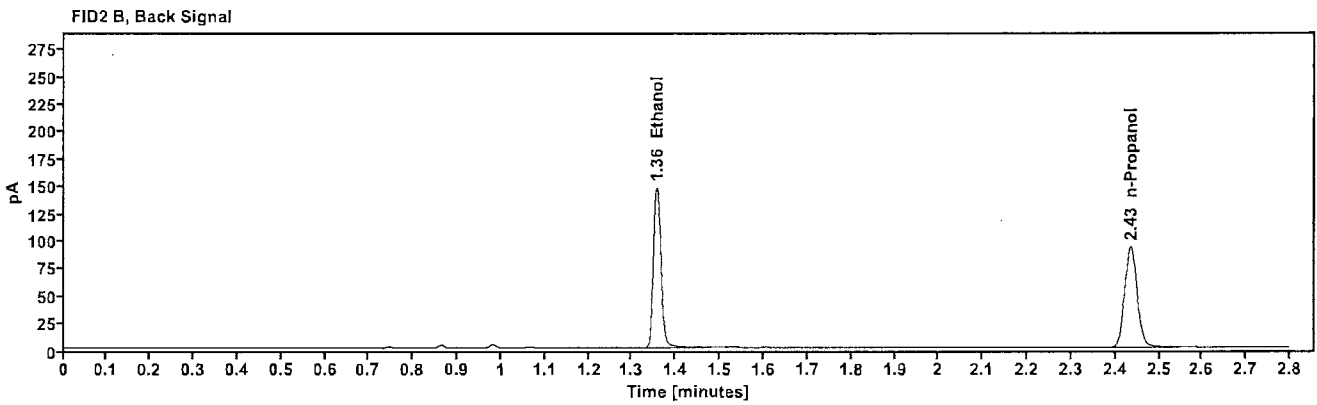
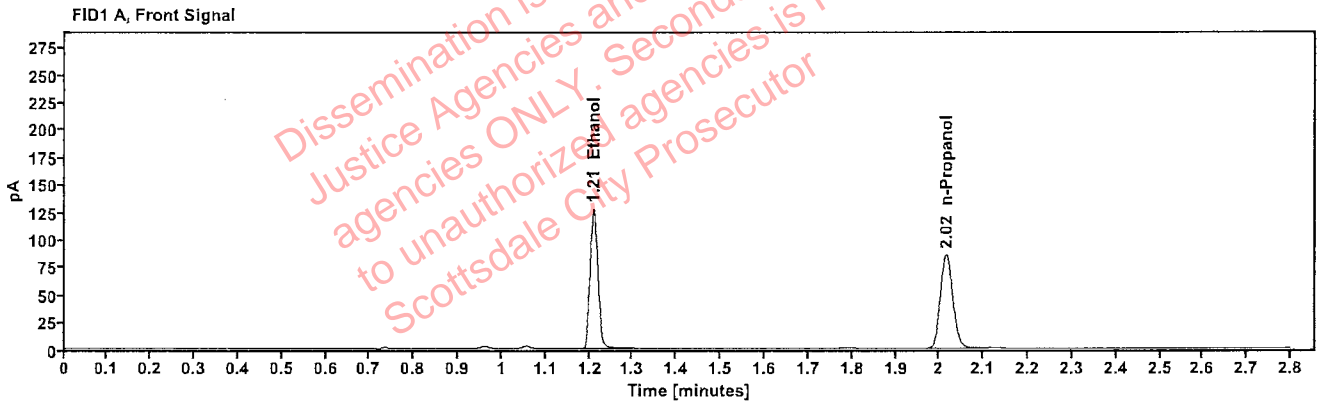


Table 1: FID 1 A (column DB-ALC1)

Compound	Amount (g/100mL)	Time (min)	Peak Area
>Ethanol	0.2561	1.209	161.785
n-Propanol	---	2.016	169.757

Table 2: FID 2 B (column DB-ALC2)

Compound	Time (min)	Peak Area
Ethanol	1.357	177.489
n-Propanol	2.435	184.155

Scottsdale Police Department Crime Lab Volatiles Analysis

Sample:	2225129-1	Vial:	32
Description:	[REDACTED]	LIMS ID:	[REDACTED]
Method:	ethanol quant.M	Sequence:	11Jan23
Instrument:	US14173023 CN14160045	Injection date:	1/11/2023 1:24:57 PM
Data file:	C:\Chem32\1\Data\11Jan23\32.D	Analyst:	Abbott

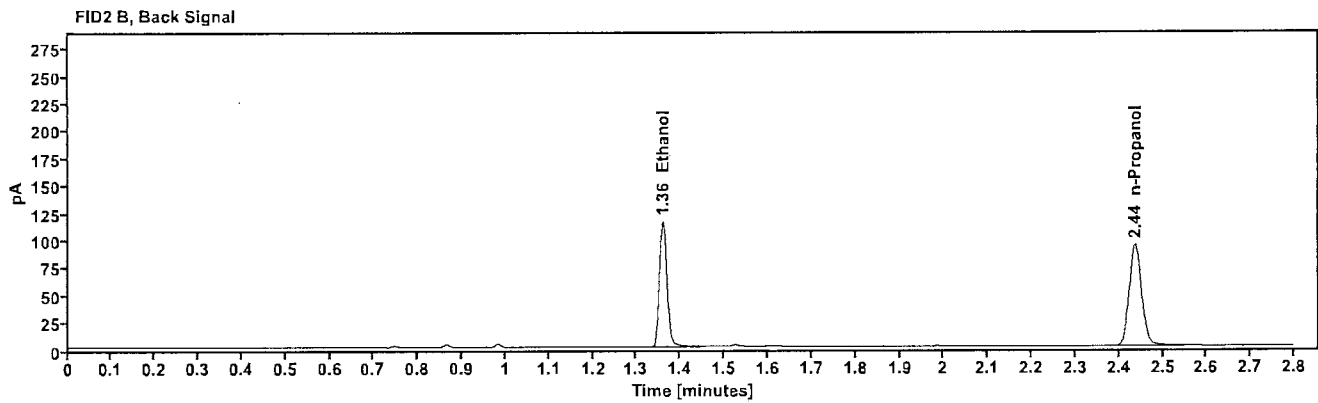
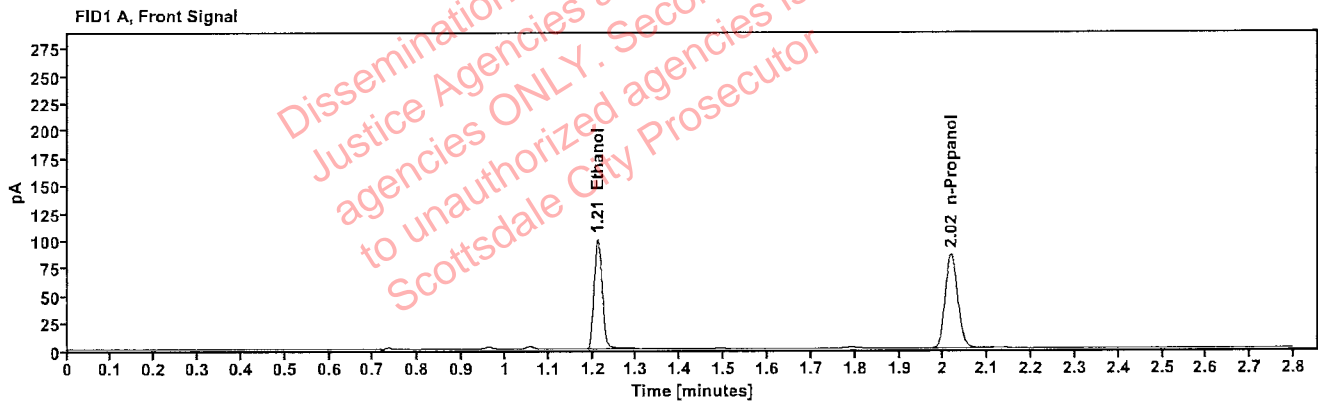


Table 1: FID 1 A (column DB-ALC1)

Compound	Amount (g/100mL)	Time (min)	Peak Area
>Ethanol	0.2014	1.211	127.748
n-Propanol	-----	2.017	170.413

Table 2: FID 2 B (column DB-ALC2)

Compound	Time (min)	Peak Area
Ethanol	1.360	139.481
n-Propanol	2.438	184.684

Scottsdale Police Department Crime Lab Volatiles Analysis

Sample:	2225129-1	Vial:	33
Description:		LIMS ID:	
Method:	ethanol quant.M	Sequence:	11Jan23
Instrument:	US14173023 CN14160045	Injection date:	1/11/2023 1:28:58 PM
Data file:	C:\Chem32\1\Data\11Jan23\33.D	Analyst:	Abbott

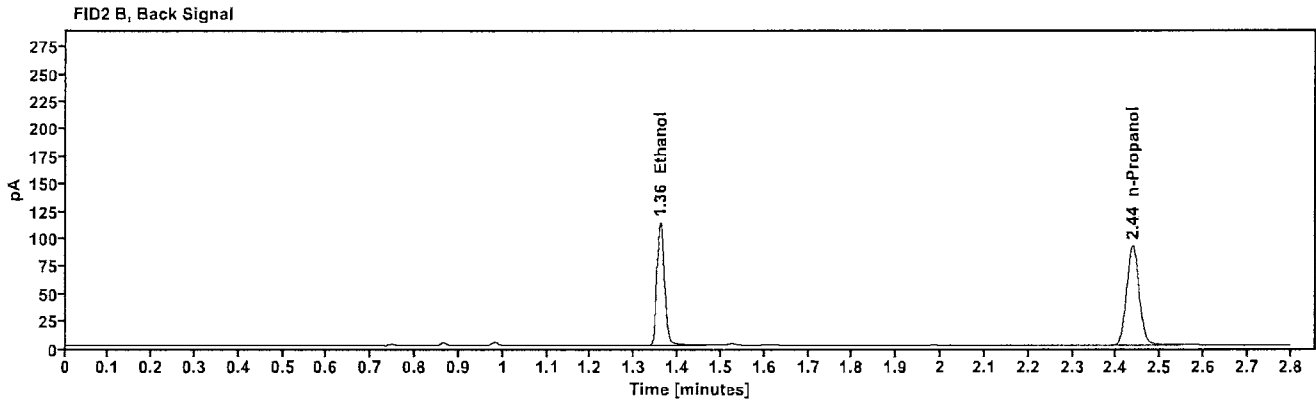
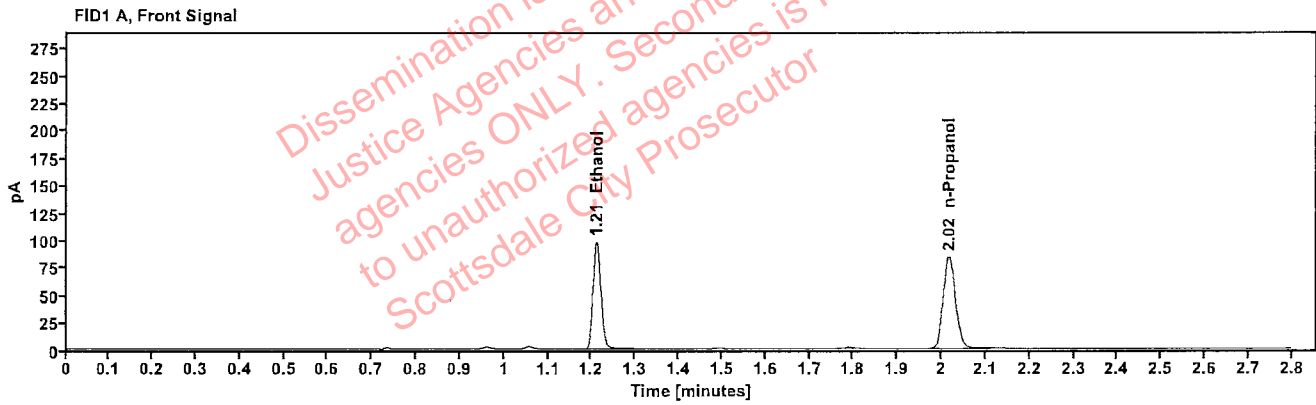


Table 1: FID 1 A (column DB-ALC1)

Compound	Amount (g/100mL)	Time (min)	Peak Area
>Ethanol	0.2008	1.211	124.779
n-Propanol	-----	2.017	166.979

Table 2: FID 2 B (column DB-ALC2)

Compound	Time (min)	Peak Area
Ethanol	1.359	136.623
n-Propanol	2.437	180.840

: Abbott, Lori - (11-Jan-2023)

Case: User: LAbbott 1/11/2023

Scottsdale Police Department Crime Lab Volatiles Analysis

Sample:	2225203-2	Vial:	34
Description:		LIMS ID:	
Method:	ethanol quant.M	Sequence:	11Jan23
Instrument:	US14173023 CN14160045	Injection date:	1/11/2023 1:32:57 PM
Data file:	C:\Chem32\1\Data\11Jan23\34.D	Analyst:	Abbott

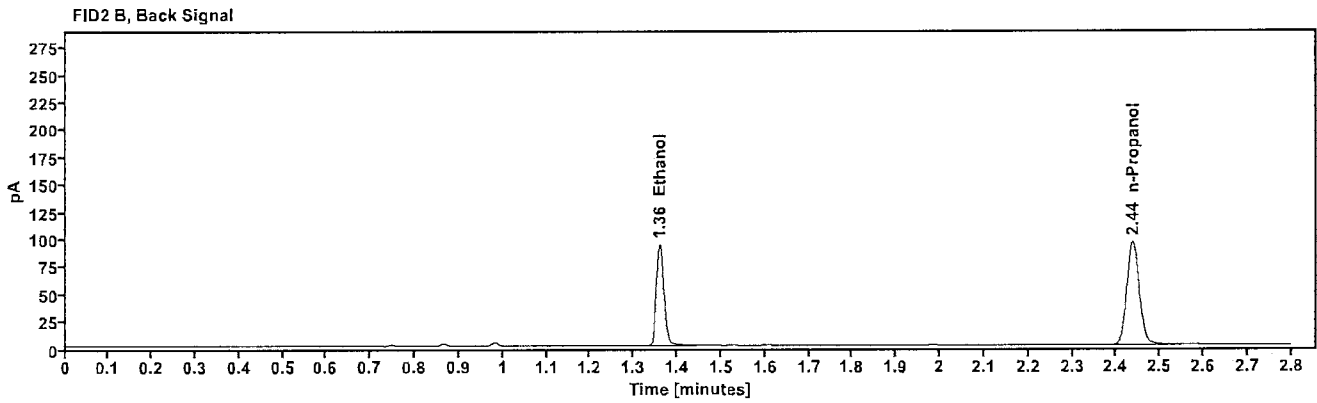
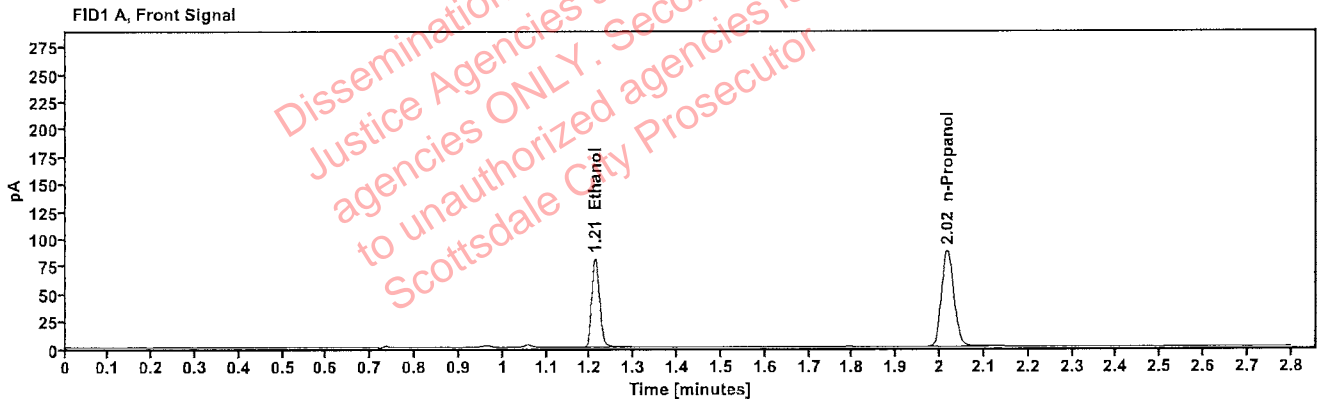


Table 1: FID 1 A (column DB-ALC1)

Compound	Amount (g/100mL)	Time (min)	Peak Area
>Ethanol	0.1590	1.211	103.014
n-Propanol	-----	2.017	174.011

Table 2: FID 2 B (column DB-ALC2)

Compound	Time (min)	Peak Area
Ethanol	1.359	112.330
n-Propanol	2.437	188.296

Scottsdale Police Department Crime Lab Volatiles Analysis

Sample:	2225203-2	Vial:	35
Description:	[REDACTED]	LIMS ID:	[REDACTED]
Method:	ethanol quant.M	Sequence:	11Jan23
Instrument:	US14173023 CN14160045	Injection date:	1/11/2023 1:36:57 PM
Data file:	C:\Chem32\1\Data\11Jan23\35.D	Analyst:	Abbott

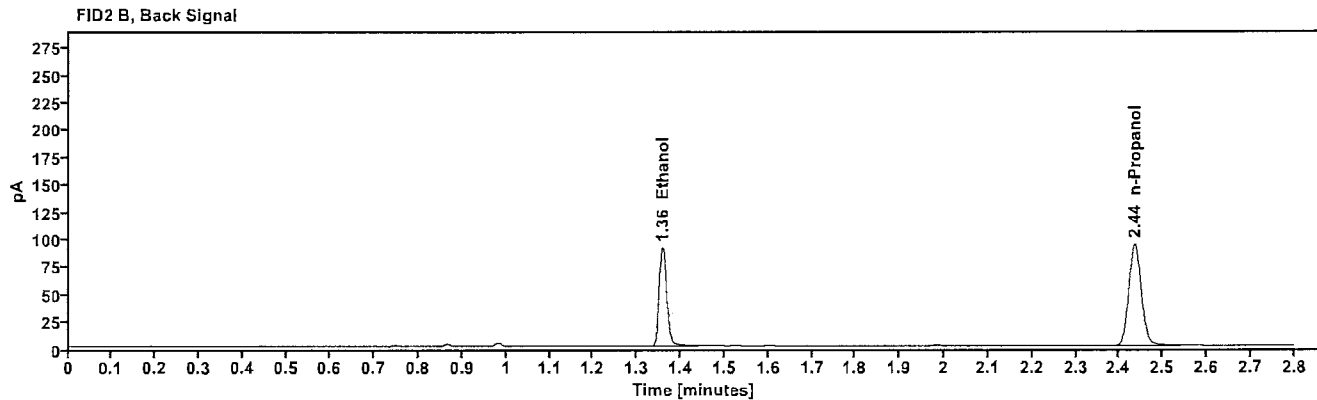
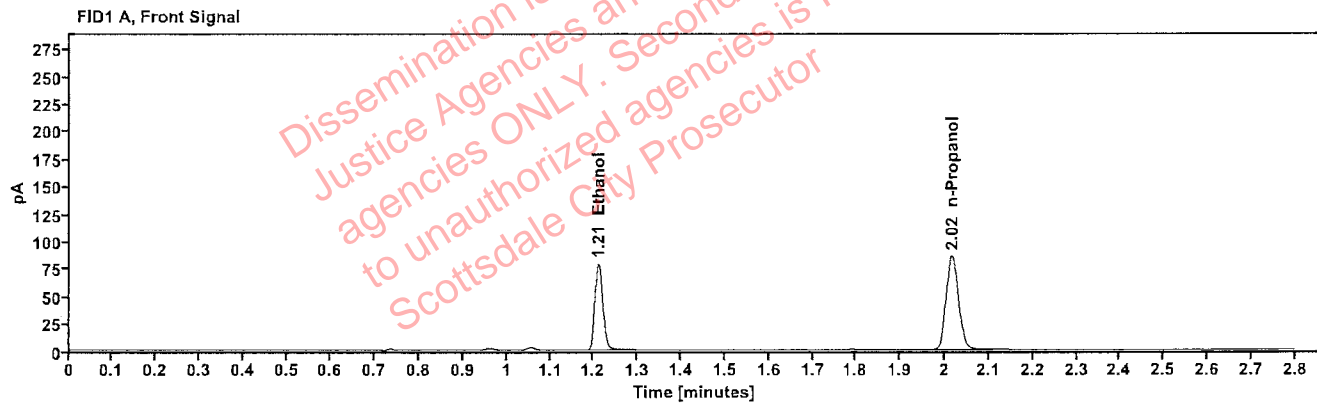


Table 1: FID 1 A (column DB-ALC1)

Compound	Amount (g/100mL)	Time (min)	Peak Area
>Ethanol	0.1576	1.210	100.153
n-Propanol	-----	2.016	170.694

Table 2: FID 2 B (column DB-ALC2)

Compound	Time (min)	Peak Area
Ethanol	1.358	109.358
n-Propanol	2.436	184.879

Abbott, Lori - (11-Jan-2023)

Case: User: LAbbott 1/11/2023

Scottsdale Police Department Crime Lab Volatiles Analysis

Sample:	2300049-1	Vial:	36
Description:		LIMS ID:	
Method:	ethanol quant.M	Sequence:	11Jan23
Instrument:	US14173023 CN14160045	Injection date:	1/11/2023 1:40:57 PM
Data file:	C:\Chem32\1\Data\11Jan23\36.D	Analyst:	Abbott

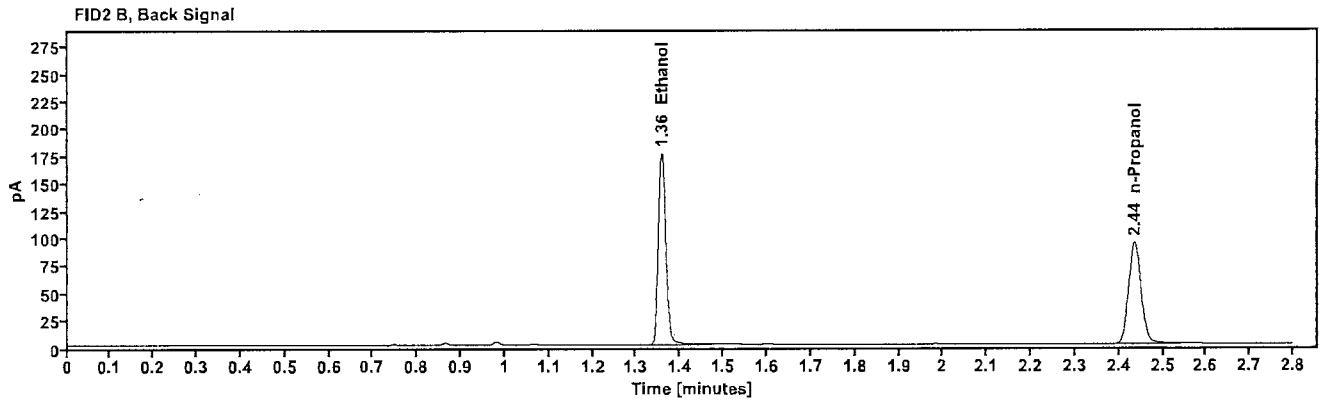
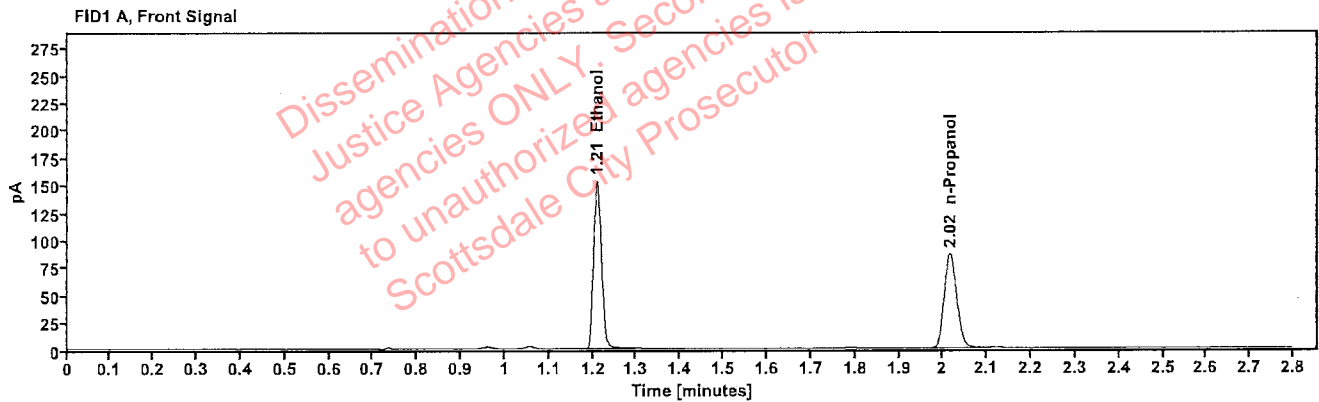


Table 1: FID 1 A (column DB-ALC1)

Compound	Amount (g/100mL)	Time (min)	Peak Area
>Ethanol	0.3047	1.210	194.208
n-Propanol	-----	2.016	171.279

Table 2: FID 2 B (column DB-ALC2)

Compound	Time (min)	Peak Area
Ethanol	1.358	213.074
n-Propanol	2.436	185.053

[REDACTED]: Abbott, Lori - (11-Jan-2023)

Case: [REDACTED] User: LAbbott 1/11/2023

Scottsdale Police Department Crime Lab Volatiles Analysis

Sample:	2300049-1	Vial:	37
Description:	[REDACTED]	LIMS ID:	[REDACTED]
Method:	ethanol quant.M	Sequence:	11Jan23
Instrument:	US14173023 CN14160045	Injection date:	1/11/2023 1:45:12 PM
Data file:	C:\Chem32\1\Data\11Jan23\37.D	Analyst:	Abbott

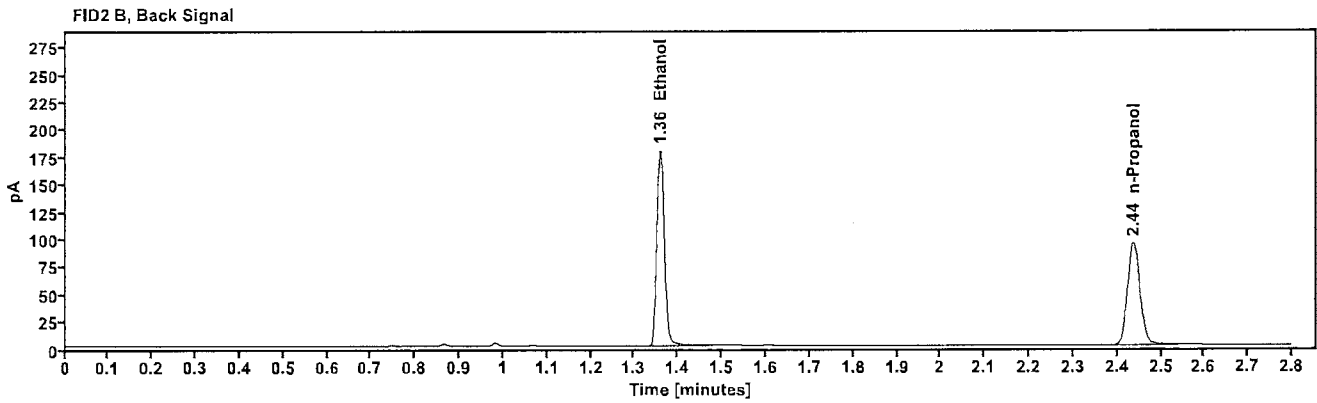
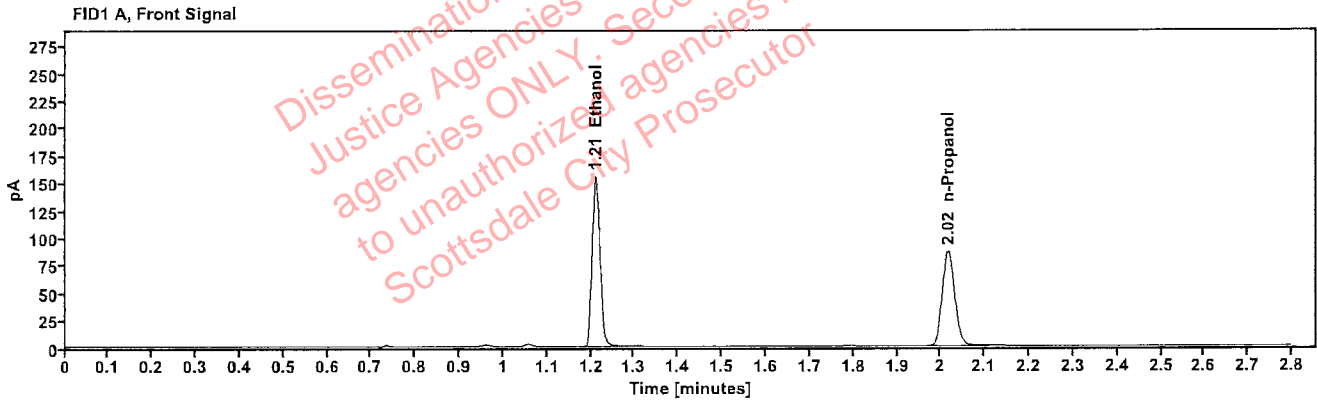


Table 1: FID 1 A (column DB-ALC1)

Compound	Amount (g/100mL)	Time (min)	Peak Area
>Ethanol	0.3095	1.211	198.521
n-Propanol	—	2.017	172.333

Table 2: FID 2 B (column DB-ALC2)

Compound	Time (min)	Peak Area
Ethanol	1.359	217.484
n-Propanol	2.437	186.154

Scottsdale Police Department Crime Lab Volatiles Analysis

Sample:	2224963-3	Vial:	38
Description:	[REDACTED]	LIMS ID:	[REDACTED]
Method:	ethanol quant.M	Sequence:	11Jan23
Instrument:	US14173023 CN14160045	Injection date:	1/11/2023 1:49:13 PM
Data file:	C:\Chem32\1\Data\11Jan23\38.D	Analyst:	Abbott

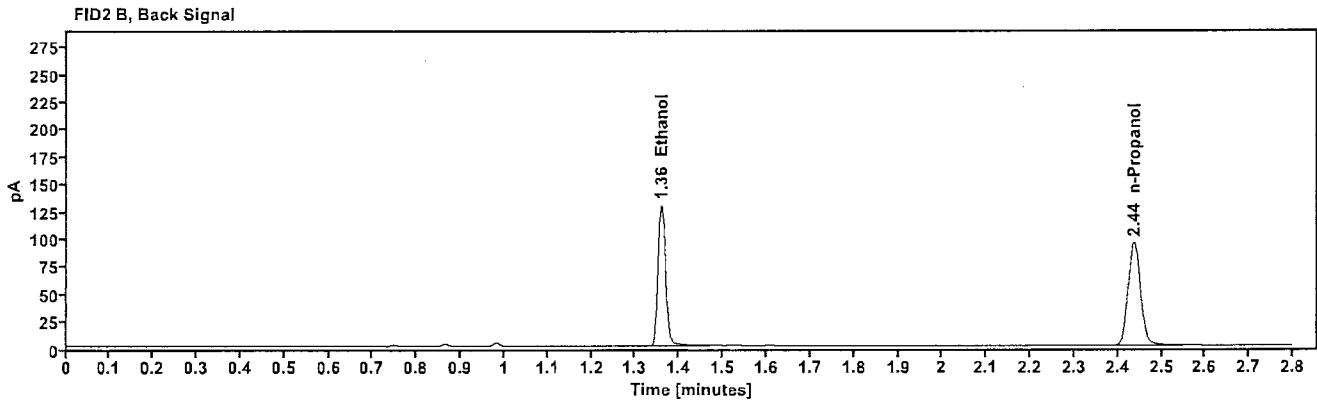
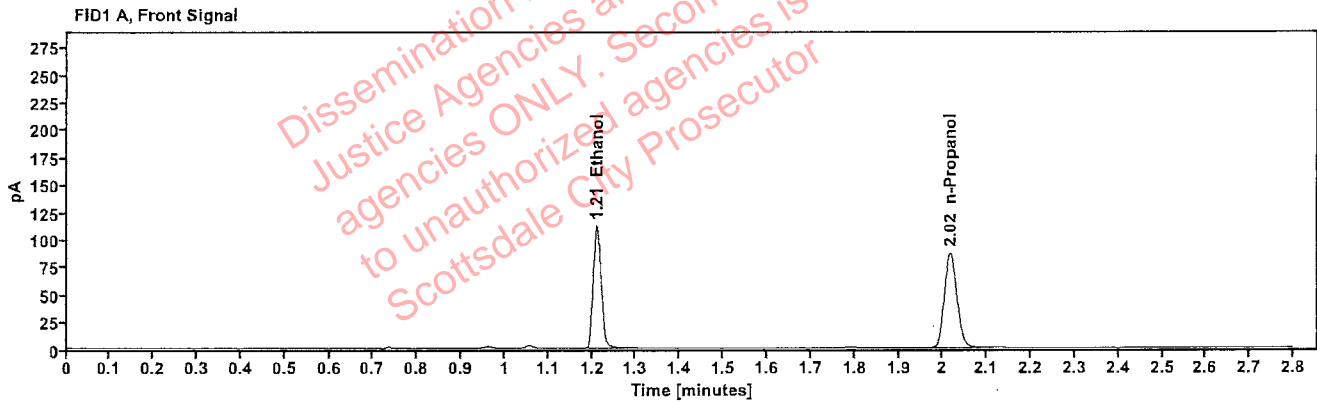


Table 1: FID 1 A (column DB-ALC1)

Compound	Amount (g/100mL)	Time (min)	Peak Area
>Ethanol	0.2222	1.211	143.040
n-Propanol	-----	2.017	172.985

Table 2: FID 2 B (column DB-ALC2)

Compound	Time (min)	Peak Area
Ethanol	1.359	156.781
n-Propanol	2.437	187.253

Scottsdale Police Department Crime Lab Volatiles Analysis

Sample:	2224963-3	Vial:	39
Description:	[REDACTED]	LIMS ID:	[REDACTED]
Method:	ethanol quant.M	Sequence:	11Jan23
Instrument:	US14173023 CN14160045	Injection date:	1/11/2023 1:53:13 PM
Data file:	C:\Chem32\1\Data\11Jan23\39.D	Analyst:	Abbott

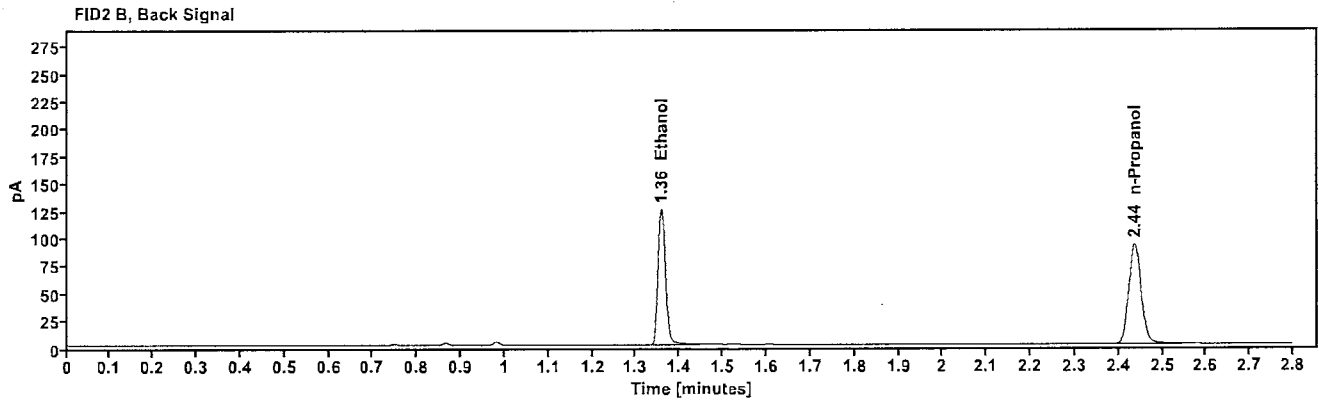
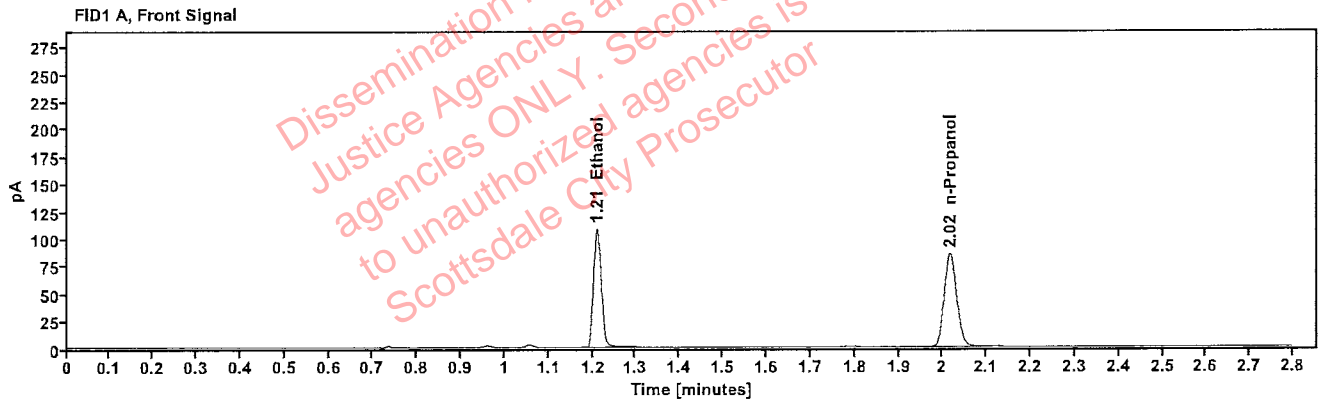


Table 1: FID 1 A (column DB-ALC1)

Compound	Amount (g/100mL)	Time (min)	Peak Area
>Ethanol	0.2206	1.211	138.452
n-Propanol	-----	2.017	168.668

Table 2: FID 2 B (column DB-ALC2)

Compound	Time (min)	Peak Area
Ethanol	1.359	151.229
n-Propanol	2.436	182.589

Scottsdale Police Department Crime Lab Volatiles Analysis

Sample:	2223682-3	Vial:	40
Description:		LIMS ID:	
Method:	ethanol quant.M	Sequence:	11Jan23
Instrument:	US14173023 CN14160045	Injection date:	1/11/2023 1:57:13 PM
Data file:	C:\Chem32\1\Data\11Jan23\40.D	Analyst:	Abbott

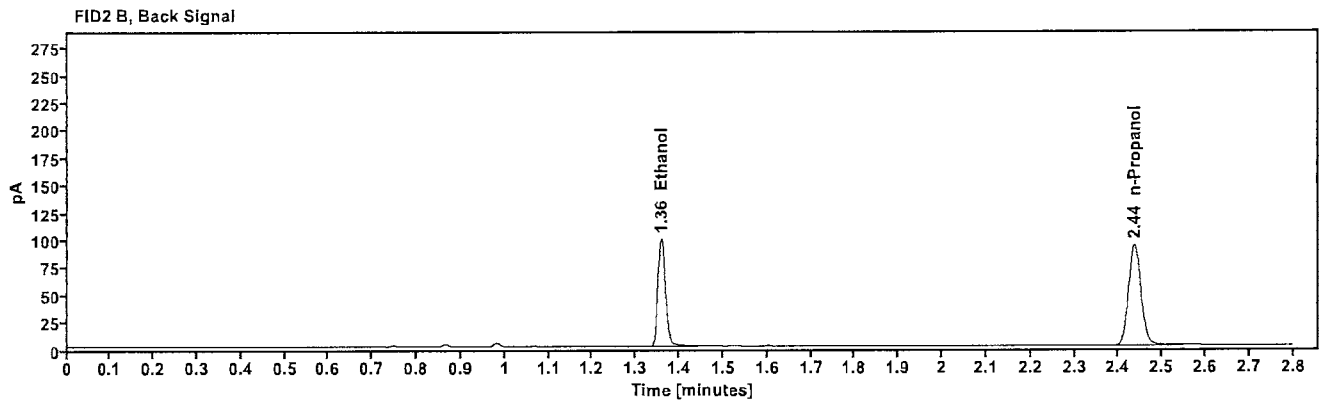
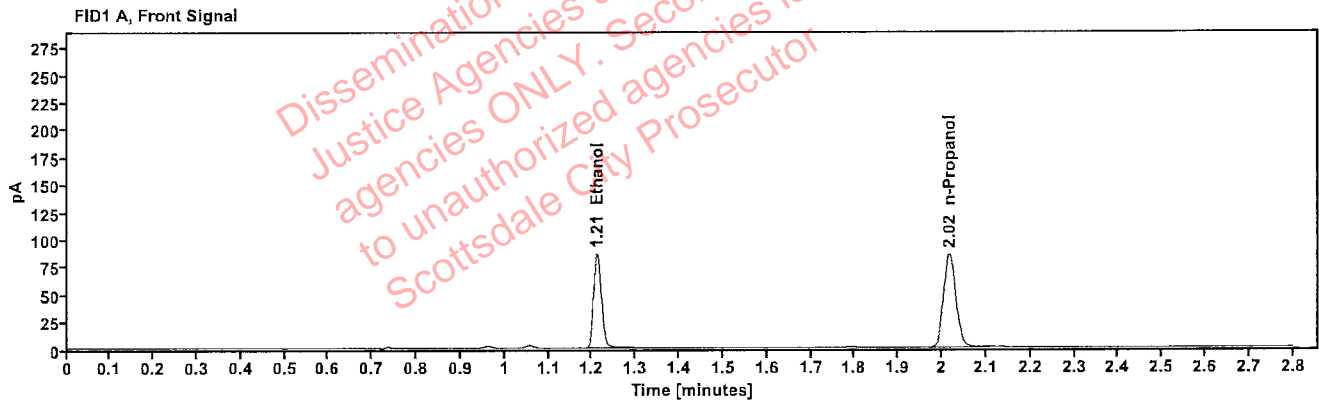


Table 1: FID 1 A (column DB-ALC1)

Compound	Amount (g/100mL)	Time (min)	Peak Area
>Ethanol	0.1739	1.211	109.638
n-Propanol	---	2.017	169.428

Table 2: FID 2 B (column DB-ALC2)

Compound	Time (min)	Peak Area
Ethanol	1.359	119.660
n-Propanol	2.436	183.573

Scottsdale Police Department Crime Lab Volatiles Analysis

Sample:	2223682-3	Vial:	41
Description:		LIMS ID:	
Method:	ethanol quant.M	Sequence:	11Jan23
Instrument:	US14173023 CN14160045	Injection date:	1/11/2023 2:01:12 PM
Data file:	C:\Chem32\1\Data\11Jan23\41.D	Analyst:	Abbott

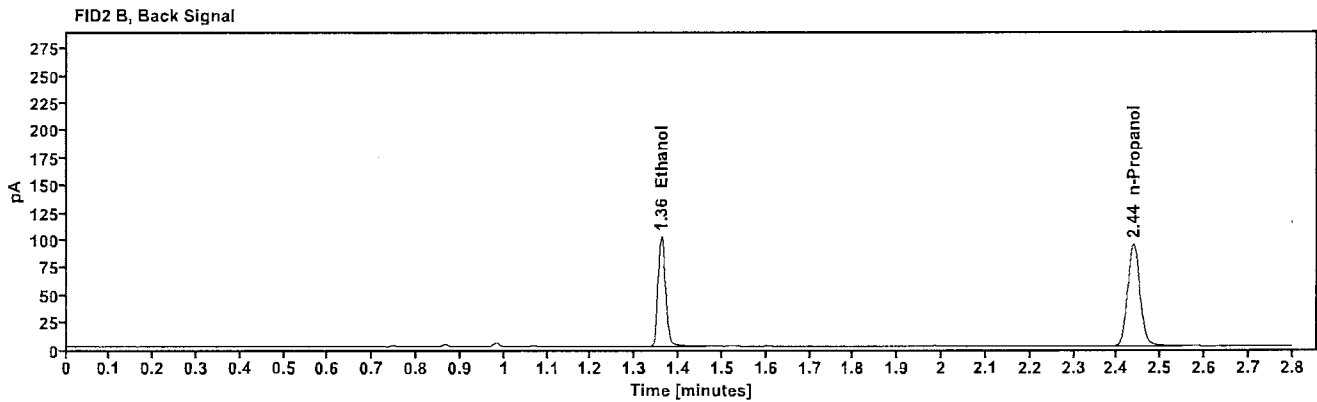
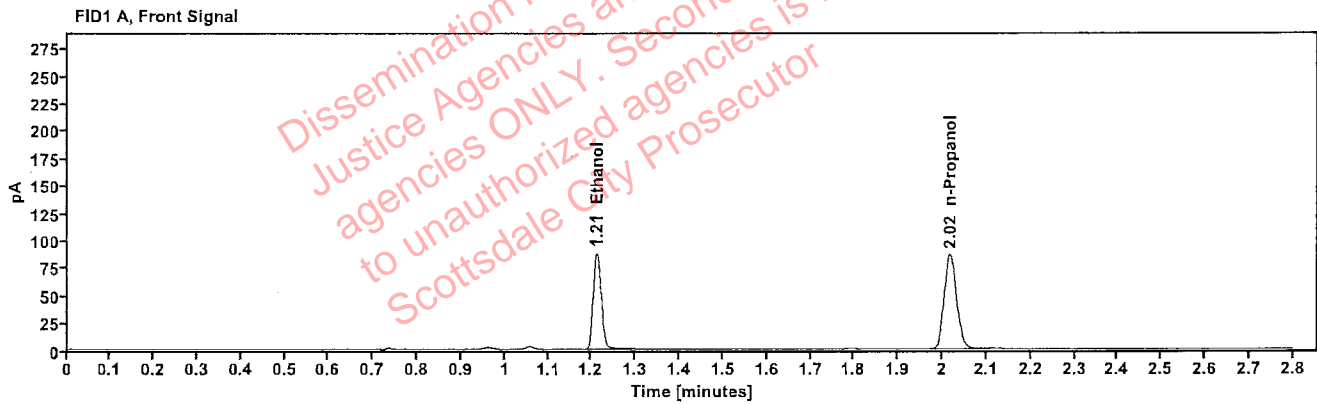


Table 1: FID 1 A (column DB-ALC1)

Compound	Amount (g/100mL)	Time (min)	Peak Area
>Ethanol	0.1755	1.212	112.066
n-Propanol	----	2.018	171.573

Table 2: FID 2 B (column DB-ALC2)

Compound	Time (min)	Peak Area
Ethanol	1.360	122.686
n-Propanol	2.438	185.969

Scottsdale Police Department Crime Lab Volatiles Analysis

Sample:	2224504-3	Vial:	43
Description:		LIMS ID:	
Method:	ethanol quant.M	Sequence:	11Jan23
Instrument:	US14173023 CN14160045	Injection date:	1/11/2023 2:09:27 PM
Data file:	C:\Chem32\1\Data\11Jan23\43.D	Analyst:	Abbott

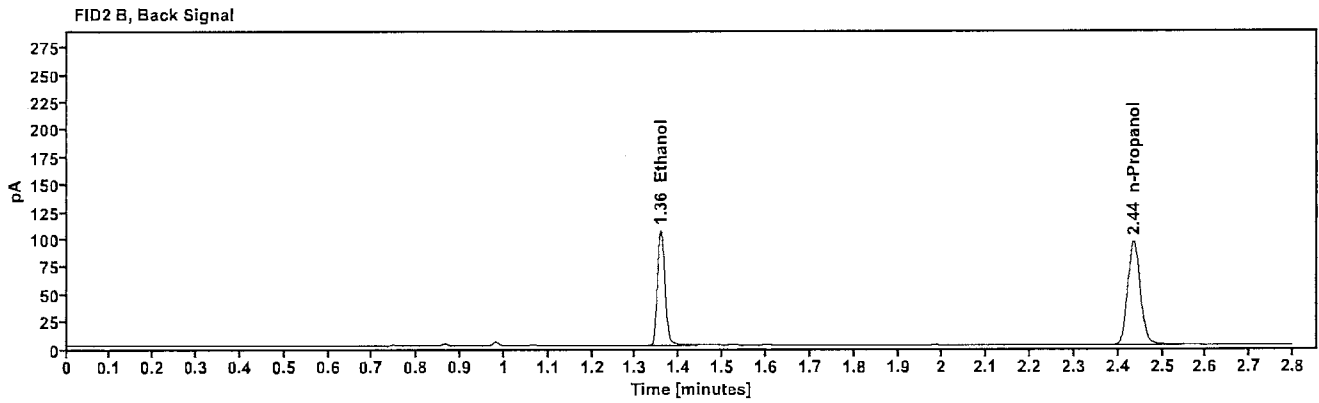
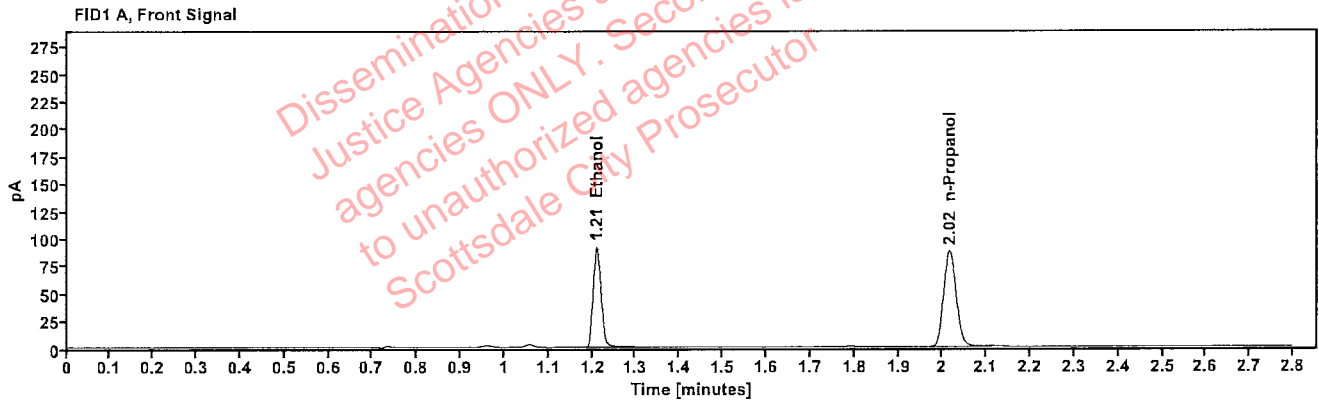


Table 1: FID 1 A (column DB-ALC1)

Compound	Amount (g/100mL)	Time (min)	Peak Area
>Ethanol	0.1804	1.210	116.870
n-Propanol	-----	2.016	174.039

Table 2: FID 2 B (column DB-ALC2)

Compound	Time (min)	Peak Area
Ethanol	1.358	127.568
n-Propanol	2.436	188.746

Scottsdale Police Department Crime Lab Volatiles Analysis

Sample:	2224504-3	Vial:	44
Description:	[REDACTED]	LIMS ID:	[REDACTED]
Method:	ethanol quant.M	Sequence:	11Jan23
Instrument:	US14173023 CN14160045	Injection date:	1/11/2023 2:13:27 PM
Data file:	C:\Chem32\1\Data\11Jan23\44.D	Analyst:	Abbott

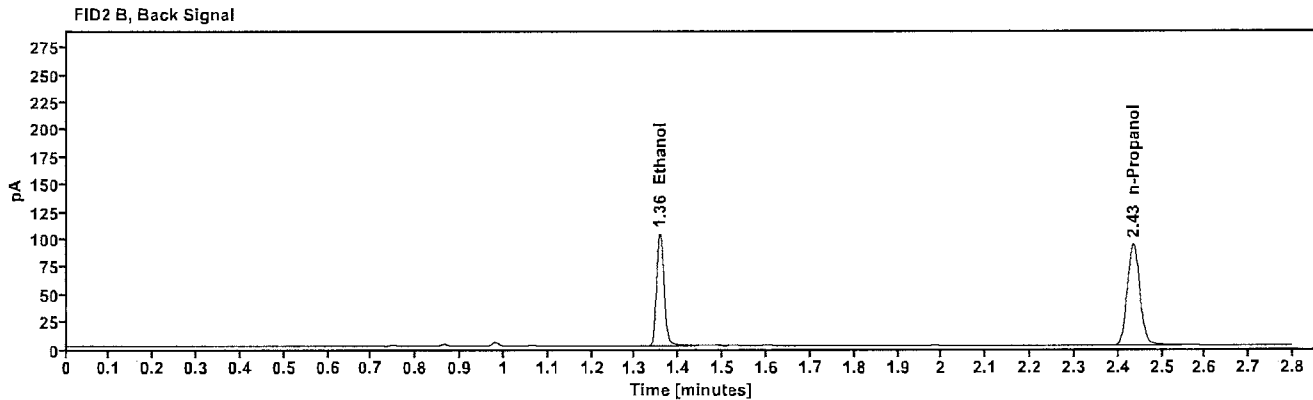
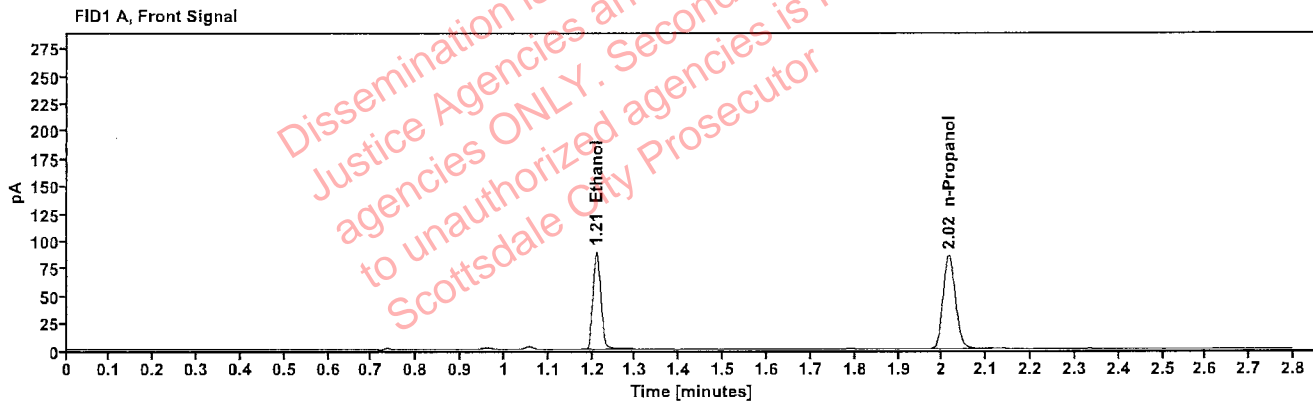


Table 1: FID 1 A (column DB-ALC1)

Compound	Amount (g/100mL)	Time (min)	Peak Area
>Ethanol	0.1790	1.209	113.281
n-Propanol	-----	2.015	170.049

Table 2: FID 2 B (column DB-ALC2)

Compound	Time (min)	Peak Area
Ethanol	1.356	123.436
n-Propanol	2.434	184.438

Scottsdale Police Department Crime Lab Volatiles Analysis

Sample:	2224723-1	Vial:	45
Description:		LIMS ID:	
Method:	ethanol quant.M	Sequence:	11Jan23
Instrument:	US14173023 CN14160045	Injection date:	1/11/2023 2:17:27 PM
Data file:	C:\Chem32\1\Data\11Jan23\45.D	Analyst:	Abbott

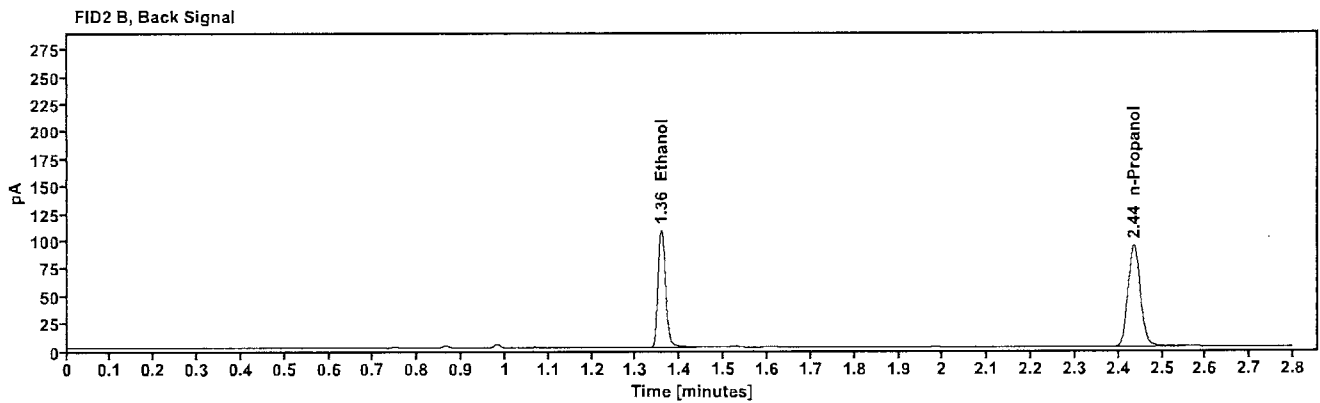
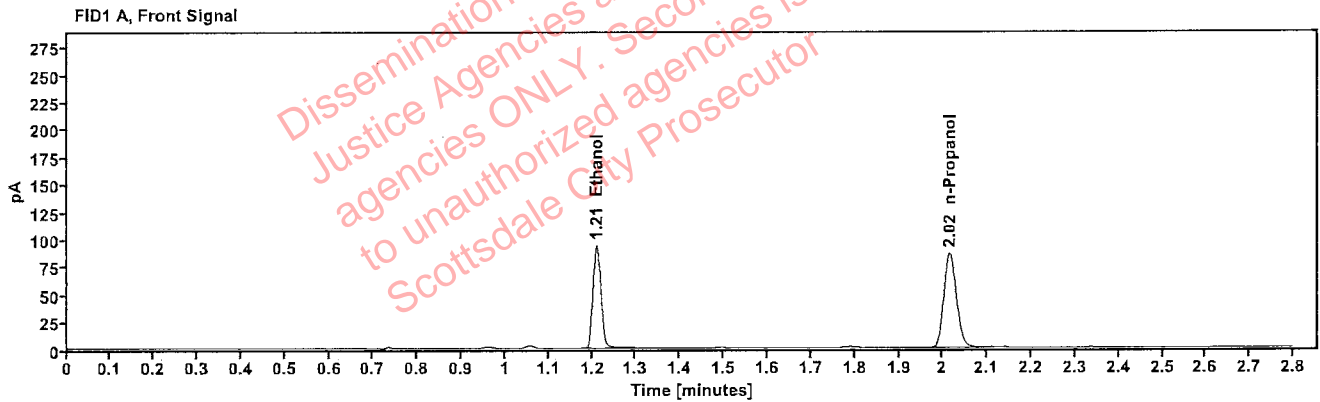


Table 1: FID 1 A (column DB-ALC1)

Compound	Amount (g/100mL)	Time (min)	Peak Area
>Ethanol	0.1876	1.210	119.074
n-Propanol	-----	2.016	170.550

Table 2: FID 2 B (column DB-ALC2)

Compound	Time (min)	Peak Area
Ethanol	1.357	129.621
n-Propanol	2.435	184.907

Scottsdale Police Department Crime Lab Volatiles Analysis

Sample:	2224723-1	Vial:	46
Description:	[REDACTED]	LIMS ID:	[REDACTED]
Method:	ethanol quant.M	Sequence:	11Jan23
Instrument:	US14173023 CN14160045	Injection date:	1/11/2023 2:21:27 PM
Data file:	C:\Chem32\1\Data\11Jan23\46.D	Analyst:	Abbott

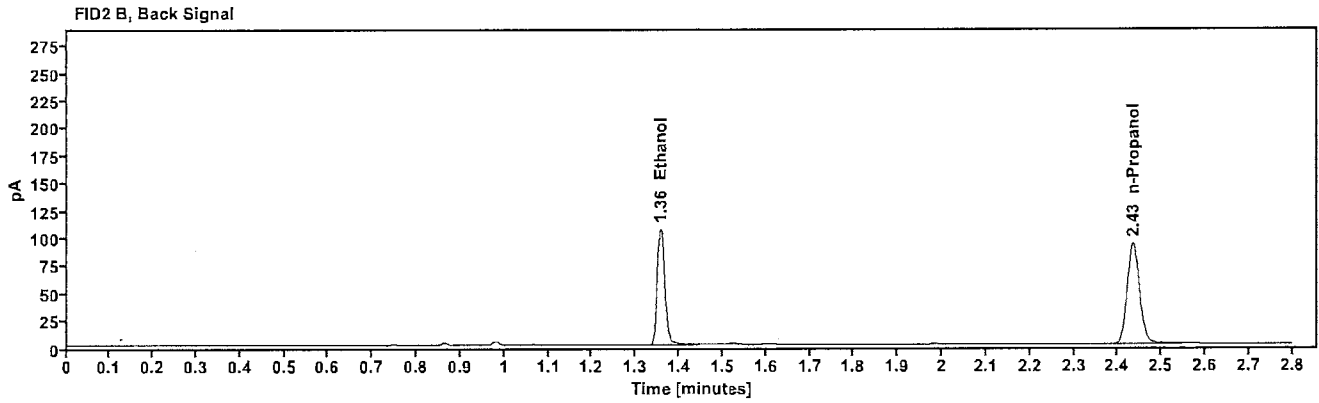
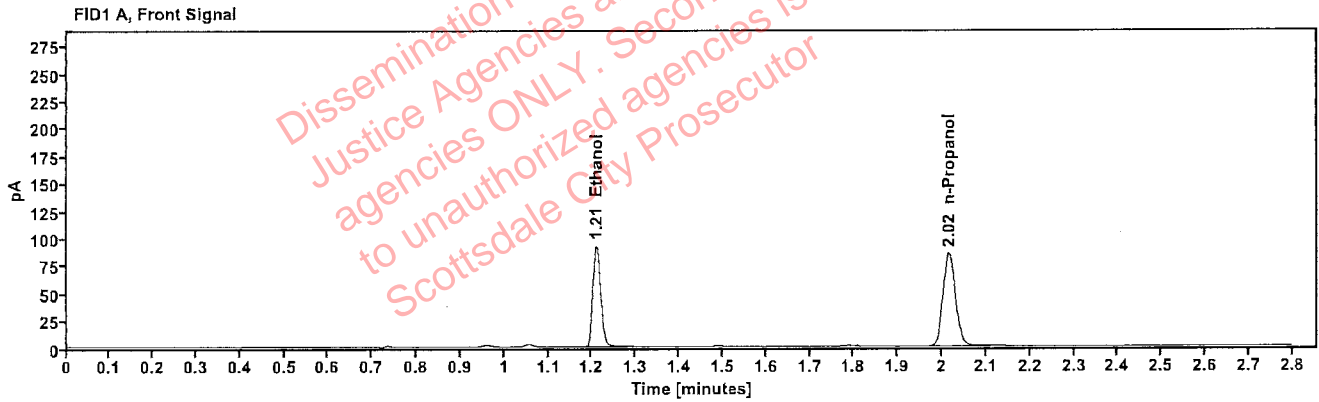


Table 1: FID 1 A (column DB-ALC1)

Compound	Amount (g/100mL)	Time (min)	Peak Area
>Ethanol	0.1871	1.210	117.624
n-Propanol	-----	2.016	168.888

Table 2: FID 2 B (column DB-ALC2)

Compound	Time (min)	Peak Area
Ethanol	1.357	128.516
n-Propanol	2.435	183.220

Scottsdale Police Department Crime Lab Volatiles Analysis

Sample:	2300235-3	Vial:	47
Description:		LIMS ID:	
Method:	ethanol quant.M	Sequence:	11Jan23
Instrument:	US14173023 CN14160045	Injection date:	1/11/2023 2:25:27 PM
Data file:	C:\Chem32\1\Data\11Jan23\47.D	Analyst:	Abbott

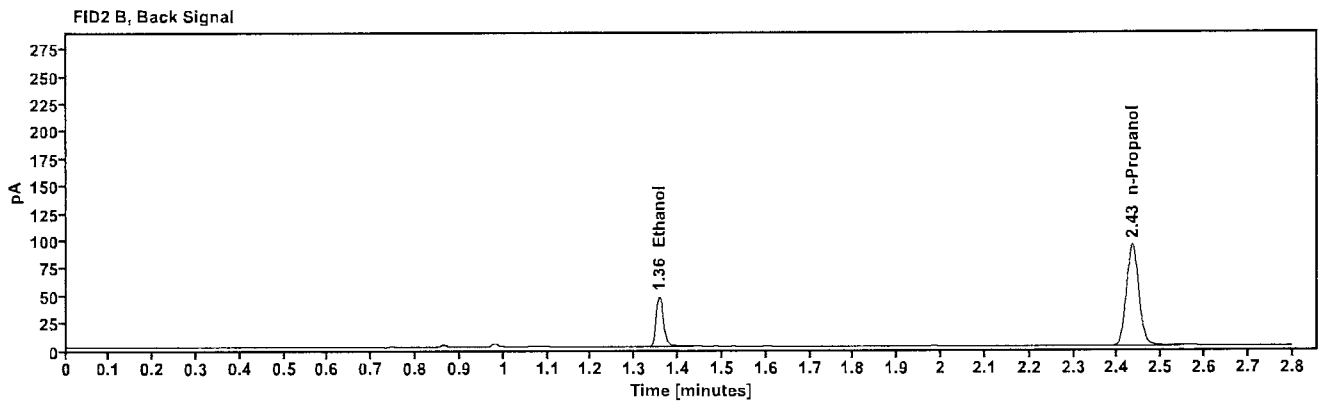
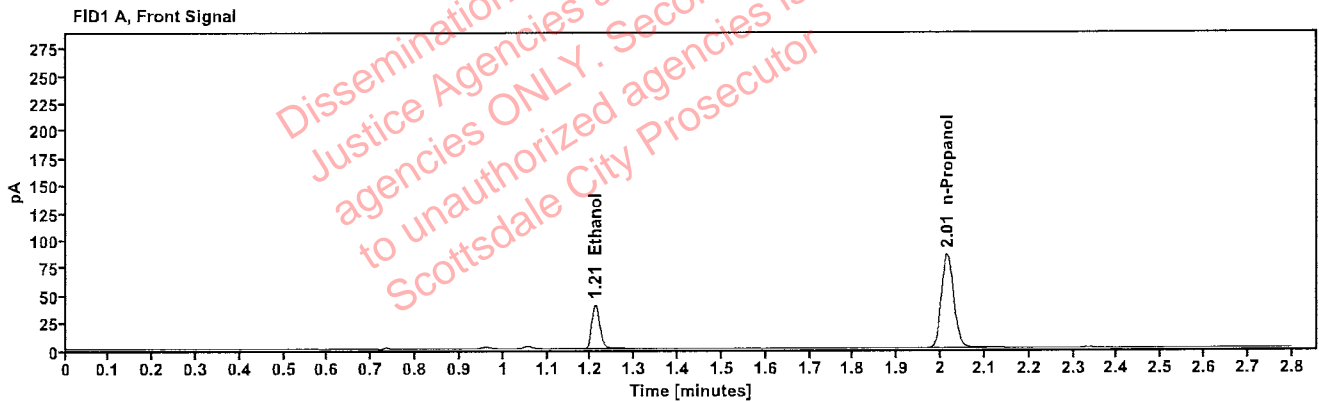


Table 1: FID 1 A (column DB-ALC1)

Compound	Amount (g/100mL)	Time (min)	Peak Area
>Ethanol	0.0808	1.210	51.078
n-Propanol	-----	2.015	169.782

Table 2: FID 2 B (column DB-ALC2)

Compound	Time (min)	Peak Area
Ethanol	1.356	55.552
n-Propanol	2.434	184.309

: Abbott, Lori - (11-Jan-2023)

Case: [REDACTED] User: LAbbott 1/11/2023

Scottsdale Police Department Crime Lab Volatiles Analysis

Sample:	2300235-3	Vial:	48
Description:	[REDACTED]	LIMS ID:	[REDACTED]
Method:	ethanol quant.M	Sequence:	11Jan23
Instrument:	US14173023 CN14160045	Injection date:	1/11/2023 2:29:27 PM
Data file:	C:\Chem32\1\Data\11Jan23\48.D	Analyst:	Abbott

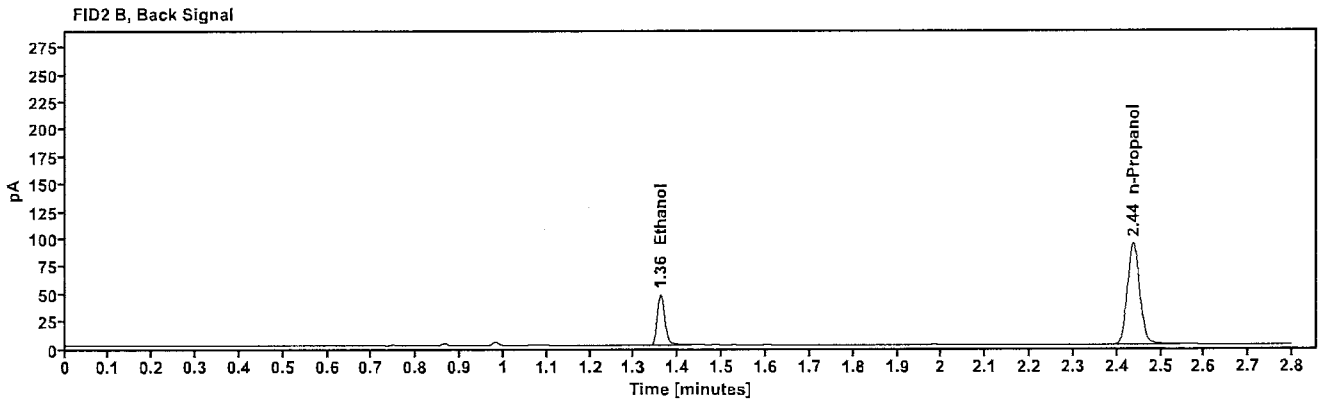
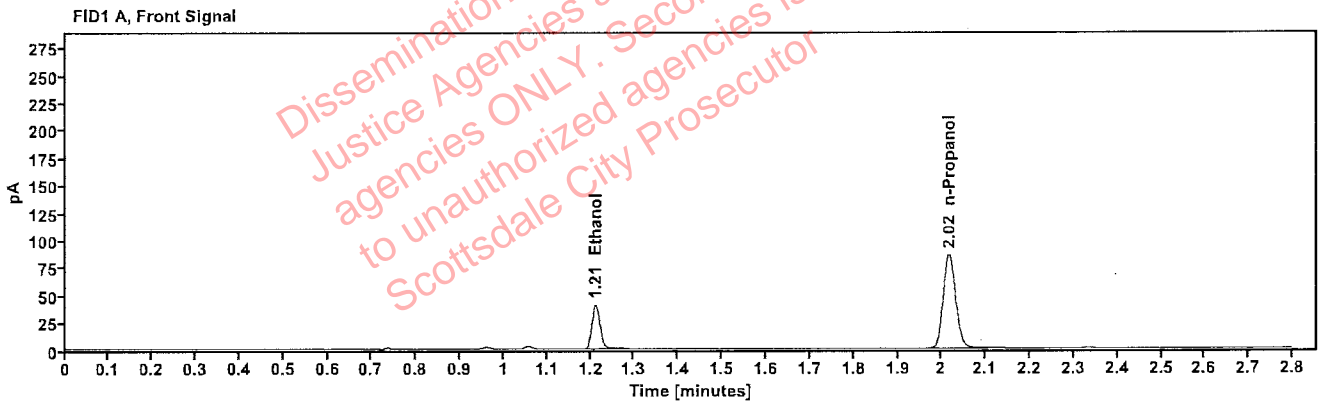


Table 1: FID 1 A (column DB-ALC1)

Compound	Amount (g/100mL)	Time (min)	Peak Area
>Ethanol	0.0820	1.212	52.037
n-Propanol	-----	2.017	170.473

Table 2: FID 2 B (column DB-ALC2)

Compound	Time (min)	Peak Area
Ethanol	1.360	56.562
n-Propanol	2.437	184.973

Scottsdale Police Department Crime Lab Volatiles Analysis

Sample:	2300311-5	Vial:	49
Description:	[REDACTED]	LIMS ID:	[REDACTED]
Method:	ethanol quant.M	Sequence:	11Jan23
Instrument:	US14173023 CN14160045	Injection date:	1/11/2023 2:33:42 PM
Data file:	C:\Chem32\1\Data\11Jan23\49.D	Analyst:	Abbott

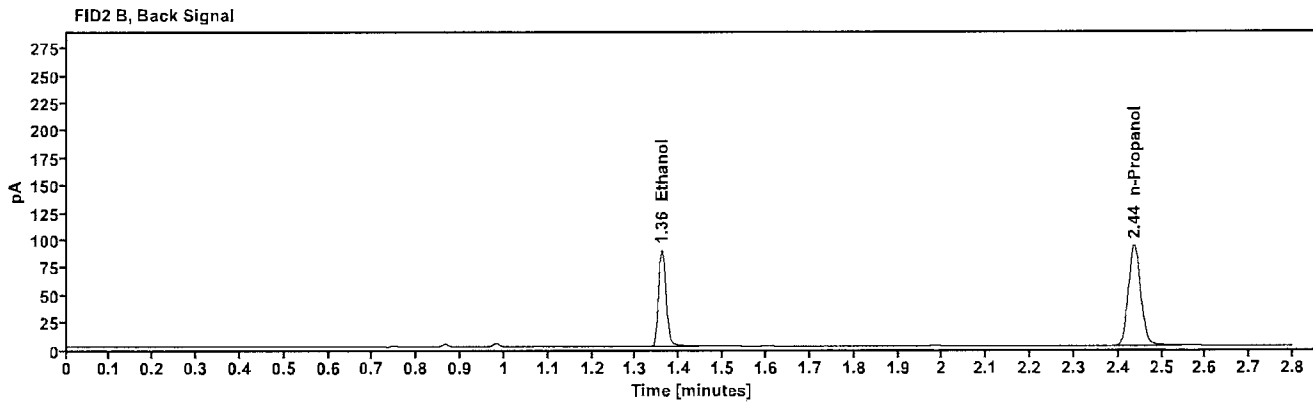
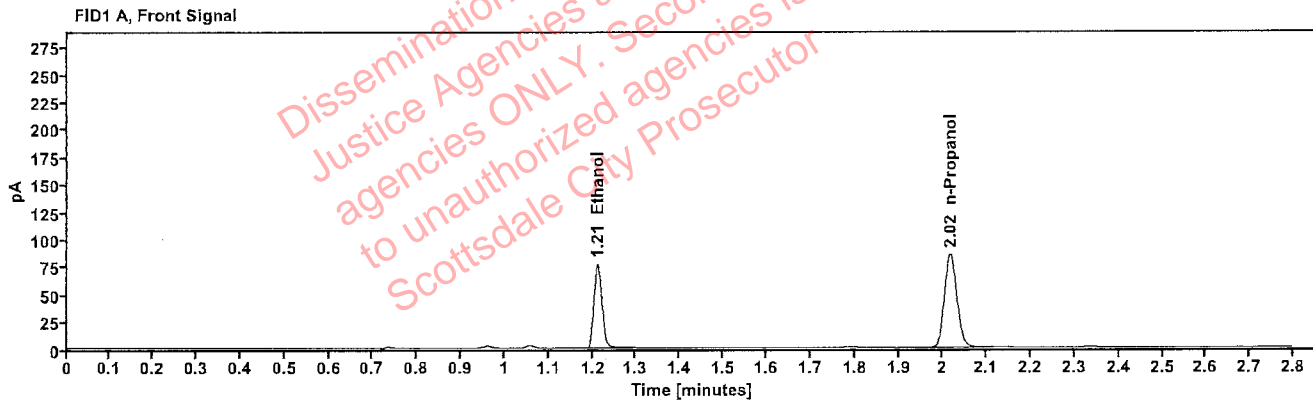


Table 1: FID 1 A (column DB-ALC1)

Compound	Amount (g/100mL)	Time (min)	Peak Area
>Ethanol	0.1563	1.211	98.801
n-Propanol	---	2.017	169.842

Table 2: FID 2 B (column DB-ALC2)

Compound	Time (min)	Peak Area
Ethanol	1.359	107.553
n-Propanol	2.437	183.965

Scottsdale Police Department Crime Lab Volatiles Analysis

Sample:	2300311-5	Vial:	50
Description:	[REDACTED]	LIMS ID:	[REDACTED]
Method:	ethanol quant.M	Sequence:	11Jan23
Instrument:	US14173023 CN14160045	Injection date:	1/11/2023 2:37:42 PM
Data file:	C:\Chem32\1\Data\11Jan23\50.D	Analyst:	Abbott

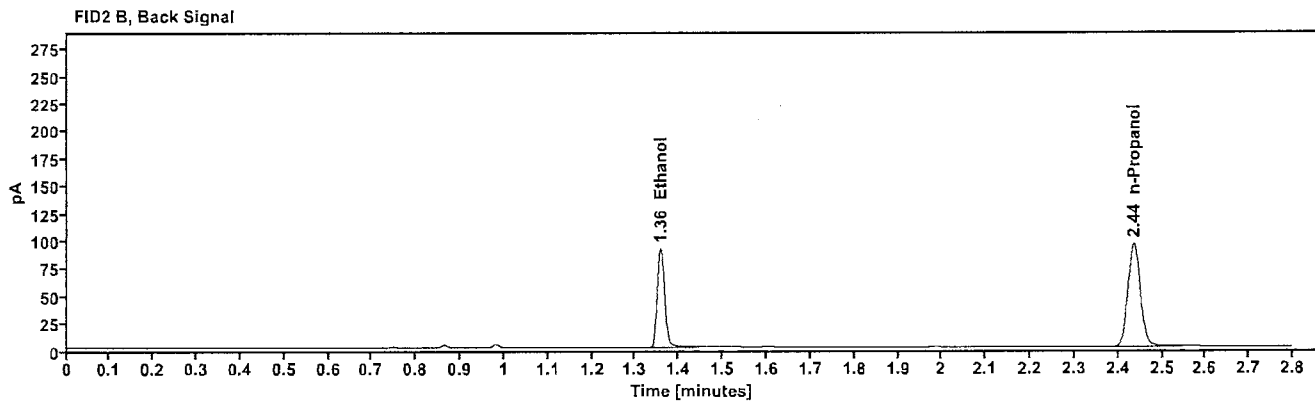
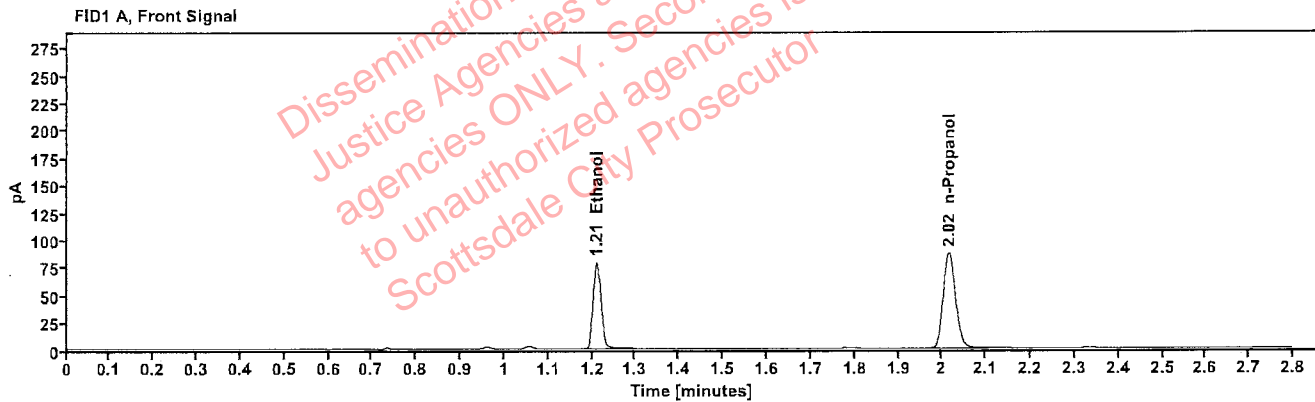


Table 1: FID 1 A (column DB-ALC1)

Compound	Amount (g/100mL)	Time (min)	Peak Area
>Ethanol	0.1560	1.210	100.659
n-Propanol	-----	2.016	173.406

Table 2: FID 2 B (column DB-ALC2)

Compound	Time (min)	Peak Area
Ethanol	1.358	109.742
n-Propanol	2.436	187.883

[REDACTED] : Abbott, Lori - (11-Jan-2023)

Case: [REDACTED] User: LAbbott 1/11/2023

Scottsdale Police Department Crime Lab Volatiles Analysis

Sample:	2225119-1	Vial:	51
Description:	[REDACTED]	LIMS ID:	[REDACTED]
Method:	ethanol quant.M	Sequence:	11Jan23
Instrument:	US14173023 CN14160045	Injection date:	1/11/2023 2:41:43 PM
Data file:	C:\Chem32\1\Data\11Jan23\51.D	Analyst:	Abbott

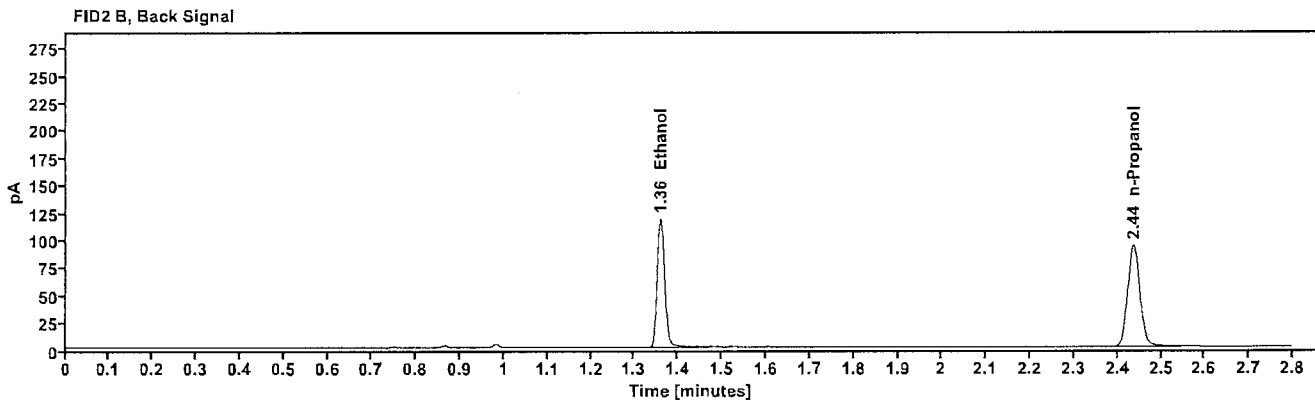
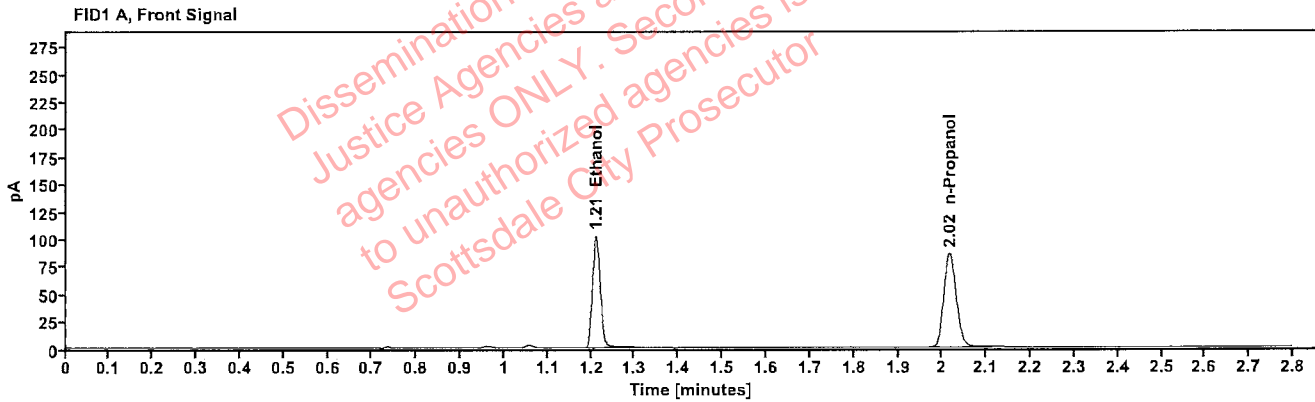


Table 1: FID 1 A (column DB-ALC1)

Compound	Amount (g/100mL)	Time (min)	Peak Area
>Ethanol	0.2054	1.211	130.287
n-Propanol	-----	2.017	170.434

Table 2: FID 2 B (column DB-ALC2)

Compound	Time (min)	Peak Area
Ethanol	1.359	142.739
n-Propanol	2.437	184.466

Scottsdale Police Department Crime Lab Volatiles Analysis

Sample:	2225119-1	Vial:	52
Description:	[REDACTED]	LIMS ID:	[REDACTED]
Method:	ethanol quant.M	Sequence:	11Jan23
Instrument:	US14173023 CN14160045	Injection date:	1/11/2023 2:45:43 PM
Data file:	C:\Chem32\1\Data\11Jan23\52.D	Analyst:	Abbott

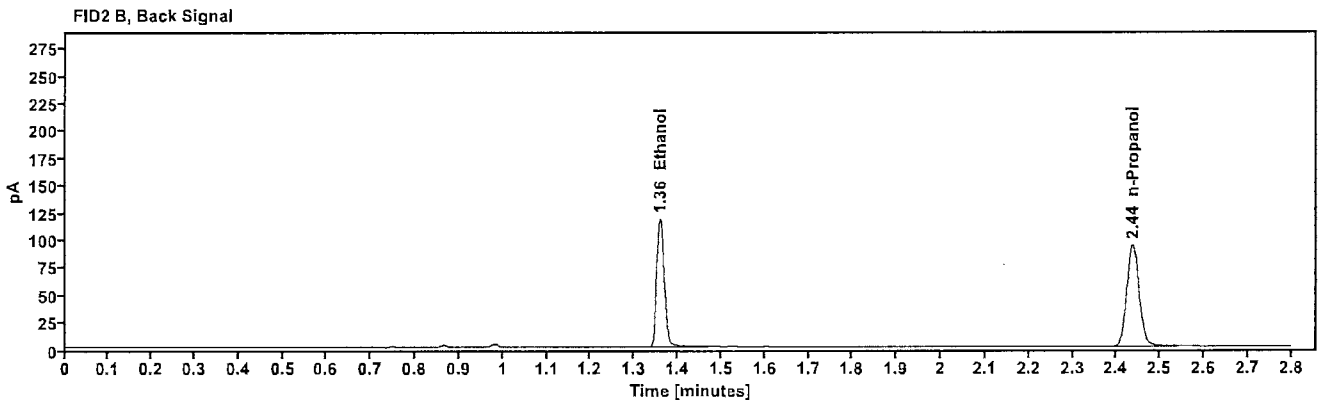
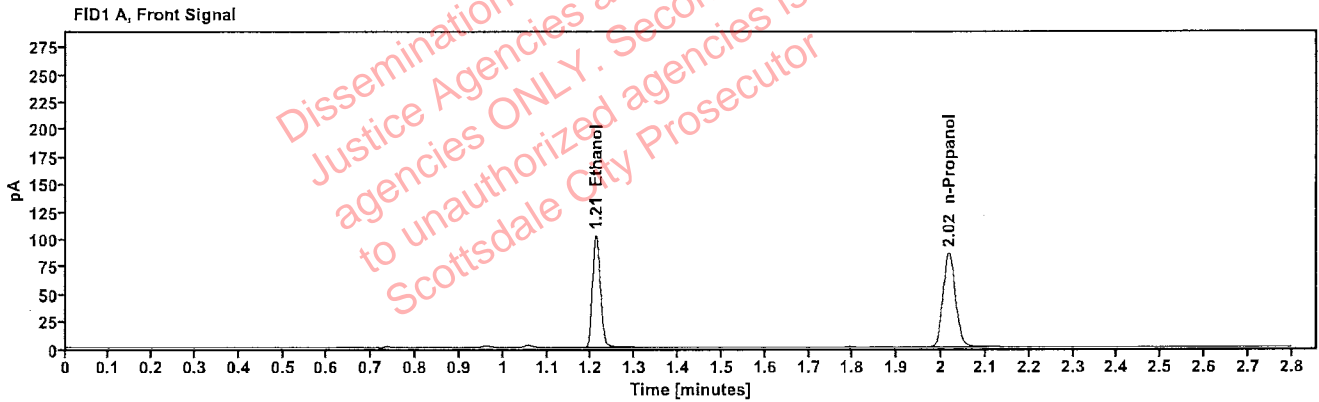


Table 1: FID 1 A (column DB-ALC1)

Compound	Amount (g/100mL)	Time (min)	Peak Area
>Ethanol	0.2050	1.211	130.278
n-Propanol	-----	2.017	170.711

Table 2: FID 2 B (column DB-ALC2)

Compound	Time (min)	Peak Area
Ethanol	1.359	142.733
n-Propanol	2.437	184.877