

SCOTTSDALE POLICE DEPARTMENT CRIME LABORATORY BLOOD ALCOHOL FACE SHEET

ANALYSIS DATE 06/27/2023 SEQUENCE NAME 27Jun23

EQUIPMENT

Pipettor Hamilton ML600EH7497 Hamilton ML600GJ10749
 Gas Chromatograph Agilent US14173023

INSTRUMENT CALIBRATION

Vial 1 0.02 calibrator Lot FN10051909 Coefficient of determination (r²)
 Vial 2 0.10 calibrator Lot FN05311902 1.00000
 Vial 3 0.20 calibrator Lot FN02052101
 Vial 4 0.40 calibrator Lot FN03052102

CALIBRATION VERIFICATION AND RESOLUTION TEST

Vial	Sample	Expected result	Measured result	Manufacturer/lot
5	Blank	Not detected	Not detected	SPD lab 011823WB
6	Volatiles mixture	6 compounds	6 compounds	SPD lab 050721MIX
7	Aqueous control	0.400 g/dL	0.401 g/dL	Lipomed 30012020-A
8	Aqueous control	0.040 g/dL	0.039 g/dL	Lipomed 14082019-B
9	Blood control	0.199 g/dL	0.202 g/dL	ACQ 4110320133/10
20	Aqueous control	0.080 g/dL	0.079 g/dL	Lipomed 20012020-B
31	Aqueous control	0.080 g/dL	0.081 g/dL	Lipomed 20012020-B
42	Blood control	0.199 g/dL	0.203 g/dL	ACQ 4110320133/10
53	Aqueous control	0.400 g/dL	0.405 g/dL	Lipomed 30012020-A
54	Aqueous control	0.040 g/dL	0.040 g/dL	Lipomed 14082019-B
55	Blood control	0.199 g/dL	0.206 g/dL	ACQ 4110320133/10
56	Blank	Not detected	Not detected	SPD lab 060223AQ

SUBJECT SAMPLES

Subjects in the sequence 20 Subjects requiring reanalysis 0

ADDITIONAL NOTES: All testing proceeded as expected.

Run valid Run invalid Ann Abbott Analyst
 Run valid Run invalid Philip Brook Technical Reviewer

Scottsdale Police Department Crime Laboratory Sequence Quality Assurance Summary

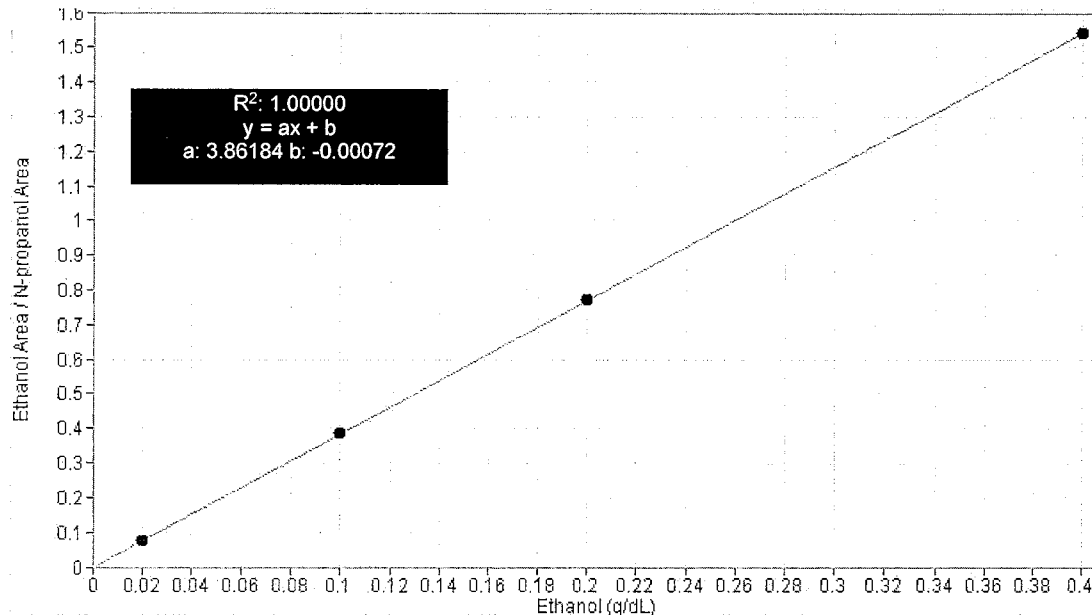
SEQUENCE NAME: 27Jun23

ANALYST: Abbott *AA*

Sample Name	Vial	Measured Value (g/dL)	Expected Value (g/dL)	Percent Difference	Absolute Difference (g/dL)
011823WB	5	negative	negative	-	-
0.400 30012020-A	7	0.401	0.400	0.25	0.001
0.040 14082019-B	8	0.039	0.040	2.50	-0.001
0.199 4110320133/10	9	0.202	0.199	1.51	0.003
0.080 20012020-B	20	0.079	0.080	1.25	-0.001
0.080 20012020-B	31	0.081	0.080	1.25	0.001
0.199 4110320133/10	42	0.203	0.199	2.01	0.004
0.400 30012020-A	53	0.405	0.400	1.25	0.005
0.040 14082019-B	54	0.040	0.040	0.00	0.000
0.199 4110320133/10	55	0.206	0.199	3.52	0.007
blank 060223AQ	56	negative	negative	-	-

Calibrator	Ethanol Area	N-propanol Area	Ratio
0.020	12.129	161.433	0.075
0.100	62.859	162.389	0.387
0.200	124.292	161.038	0.772
0.400	247.113	160.090	1.544

Calibration Line



Scottsdale Police Department Crime Lab Volatiles Analysis

Sample: FN10051909	Vial: 1
Description: 0.020 calibrator	Sequence: 27Jun23
Method: ethanol quant.M	Injection date: 6/27/2023 4:26:49 PM
Instrument: US14173023 CN14160045	Analyst: Abbott <i>DA</i>
Data file: C:\Chem32\1\Data\27Jun23\1.D	

Dissemination is restricted to Criminal Justice Agencies and authorized agencies ONLY. Secondary dissemination to unauthorized agencies is PROHIBITED. Scottsdale City Prosecutor

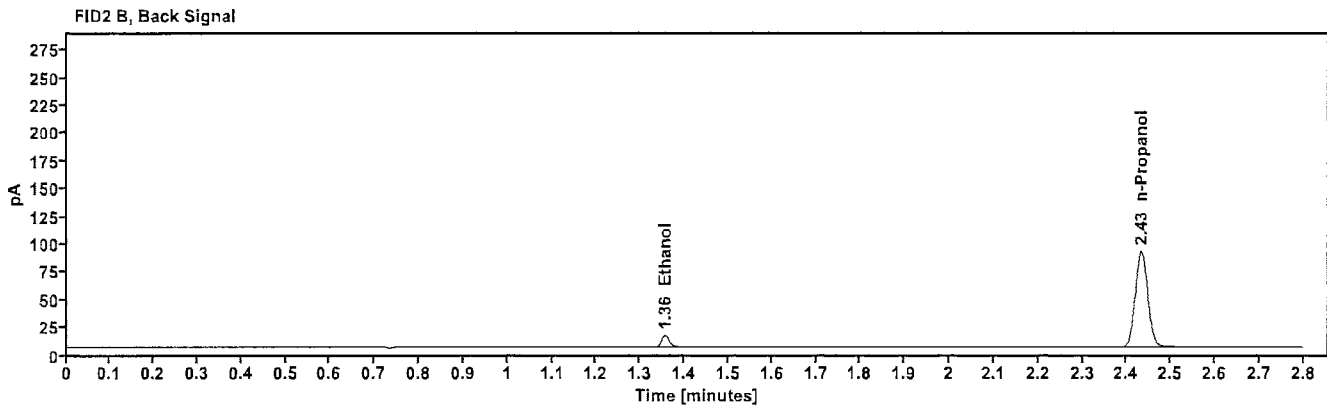
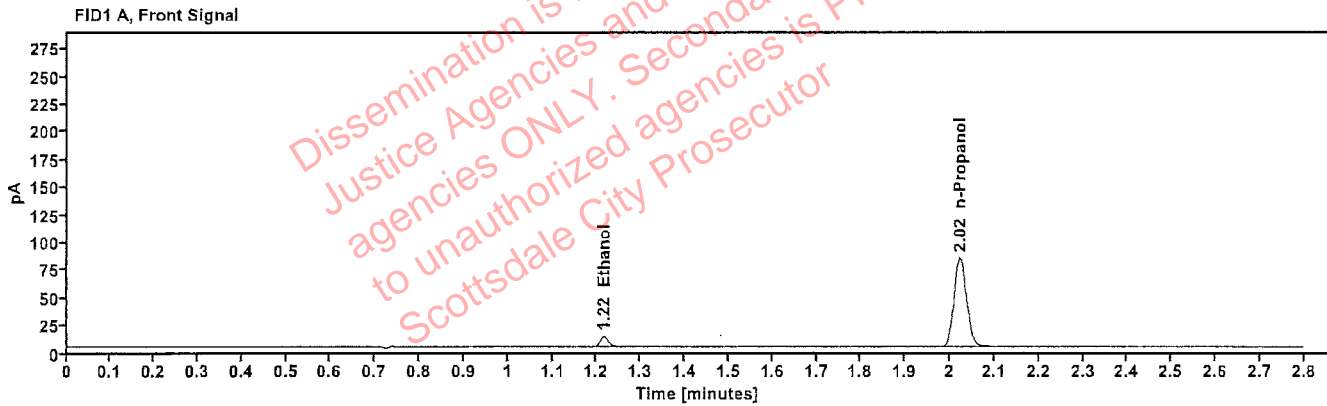


Table 1: FID 1 A (column DB-ALC1)

Compound	Time (min)	Peak Area
Ethanol	1.216	12.129
n-Propanol	2.023	161.433

Table 2: FID 2 B (column DB-ALC2)

Compound	Time (min)	Peak Area
Ethanol	1.356	12.958
n-Propanol	2.432	172.249

Scottsdale Police Department Crime Lab Volatiles Analysis

Sample: FN05311902	Vial: 2
Description: 0.100 calibrator	Sequence: 27Jun23
Method: ethanol quant.M	Injection date: 6/27/2023 4:30:50 PM
Instrument: US14173023 CN14160045	Analyst: Abbott
Data file: C:\Chem32\1\Data\27Jun23\2.D	

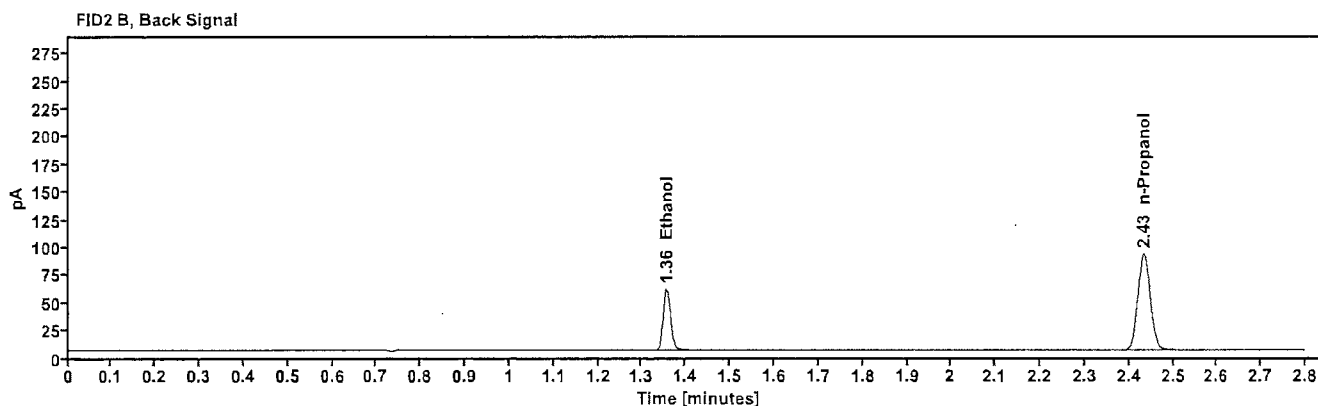
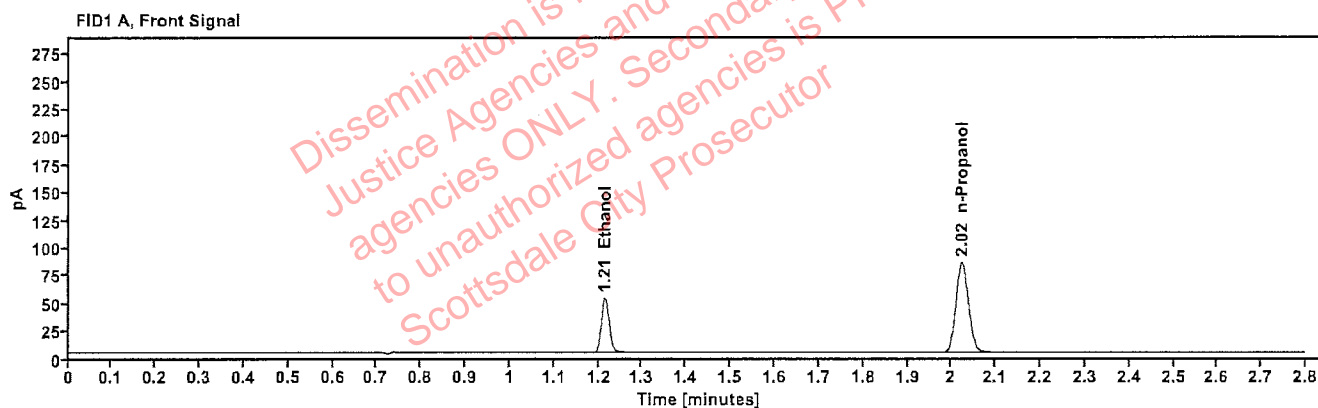


Table 1: FID 1 A (column DB-ALC1)

Compound	Time (min)	Peak Area
Ethanol	1.215	62.859
n-Propanol	2.023	162.389

Table 2: FID 2 B (column DB-ALC2)

Compound	Time (min)	Peak Area
Ethanol	1.356	67.161
n-Propanol	2.433	173.265

Scottsdale Police Department Crime Lab Volatiles Analysis

Sample: FN02052101	Vial: 3
Description: 0.200 calibrator	Sequence: 27Jun23
Method: ethanol quant.M	Injection date: 6/27/2023 4:34:49 PM
Instrument: US14173023 CN14160045	Analyst: Abbott <i>DA</i>
Data file: C:\Chem32\1\Data\27Jun23\3.D	

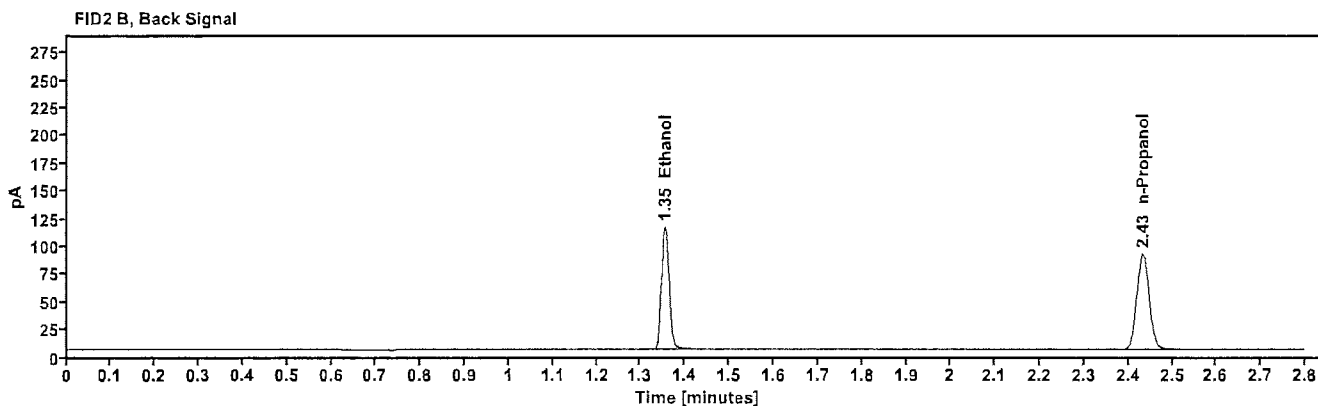
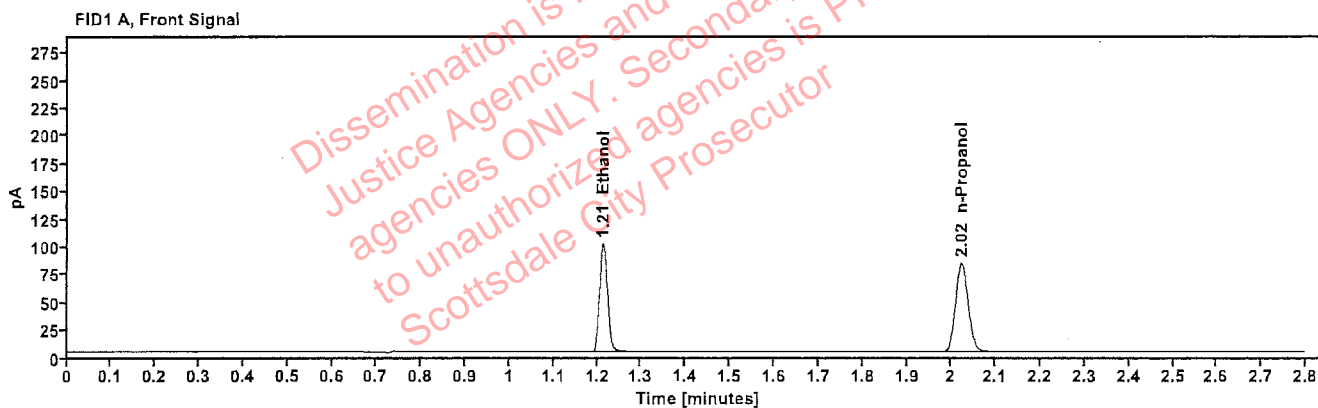


Table 1: FID 1 A (column DB-ALC1)

Compound	Time (min)	Peak Area
Ethanol	1.213	124.292
n-Propanol	2.023	161.038

Table 2: FID 2 B (column DB-ALC2)

Compound	Time (min)	Peak Area
Ethanol	1.355	133.114
n-Propanol	2.433	171.944

Scottsdale Police Department Crime Lab Volatiles Analysis

Sample: FN03052102	Vial: 4
Description: 0.400 calibrator	Sequence: 27Jun23
Method: ethanol quant.M	Injection date: 6/27/2023 4:38:49 PM
Instrument: US14173023 CN14160045	Analyst: Abbott <i>ph</i>
Data file: C:\Chem32\1\Data\27Jun23\4.D	

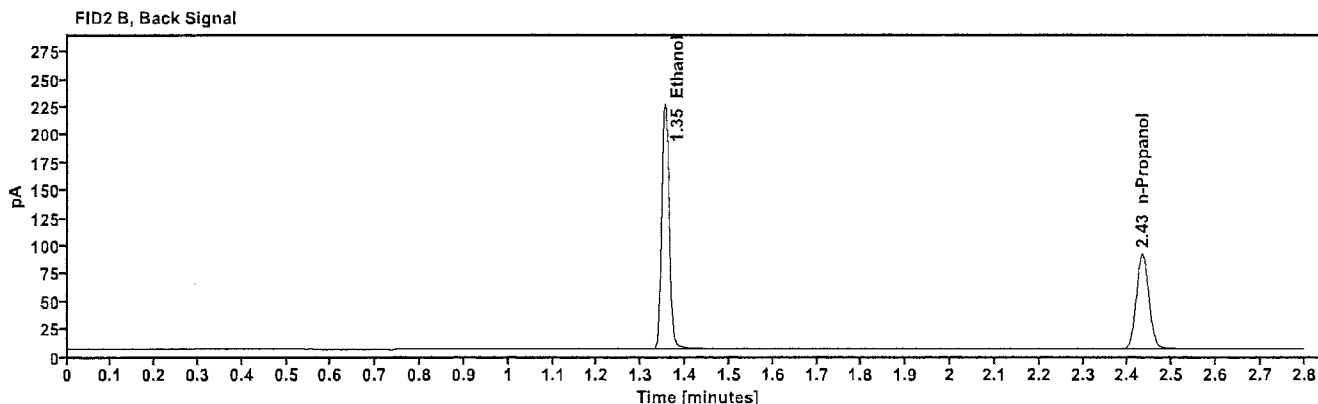
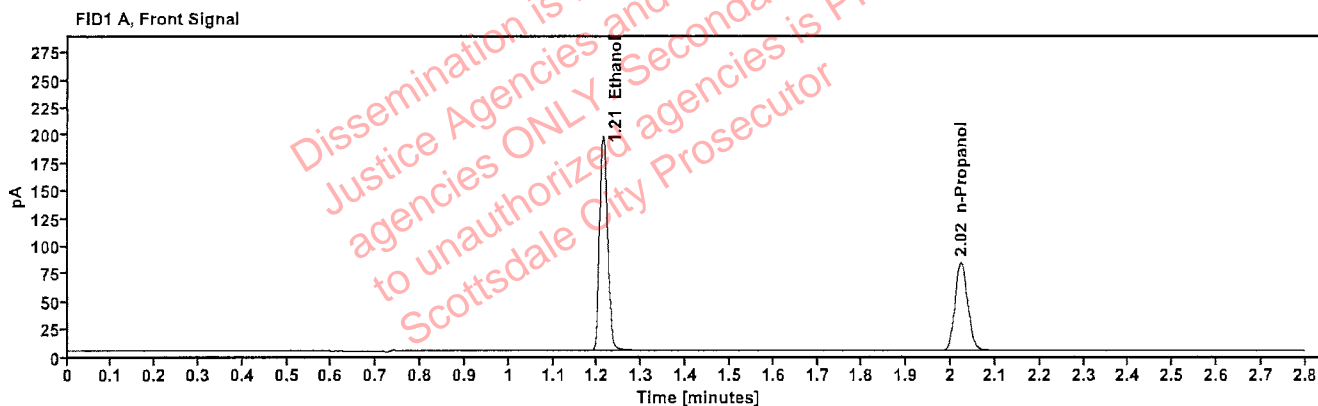


Table 1: FID 1 A (column DB-ALC1)

Compound	Time (min)	Peak Area
Ethanol	1.212	247.113
n-Propanol	2.022	160.090

Table 2: FID 2 B (column DB-ALC2)

Compound	Time (min)	Peak Area
Ethanol	1.354	265.647
n-Propanol	2.432	170.946

Scottsdale Police Department Crime Lab Volatiles Analysis

Sample:	011823WB	Vial:	5
Description:	Negative	LIMS ID:	
Method:	ethanol quant.M	Sequence:	27Jun23
Instrument:	US14173023 CN14160045	Injection date:	6/27/2023 4:42:49 PM
Data file:	C:\Chem32\1\Data\27Jun23\5.D	Analyst:	Abbott <i>JA</i>

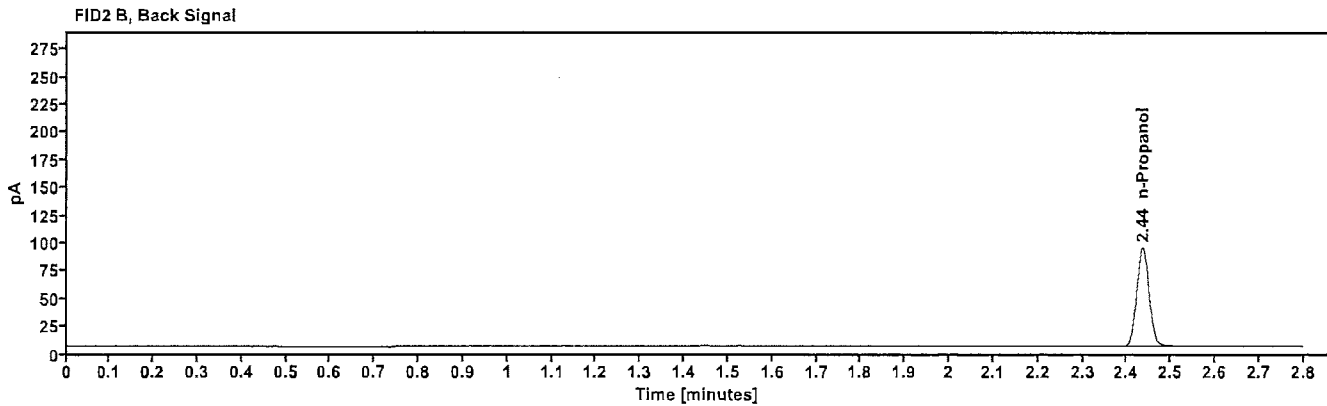
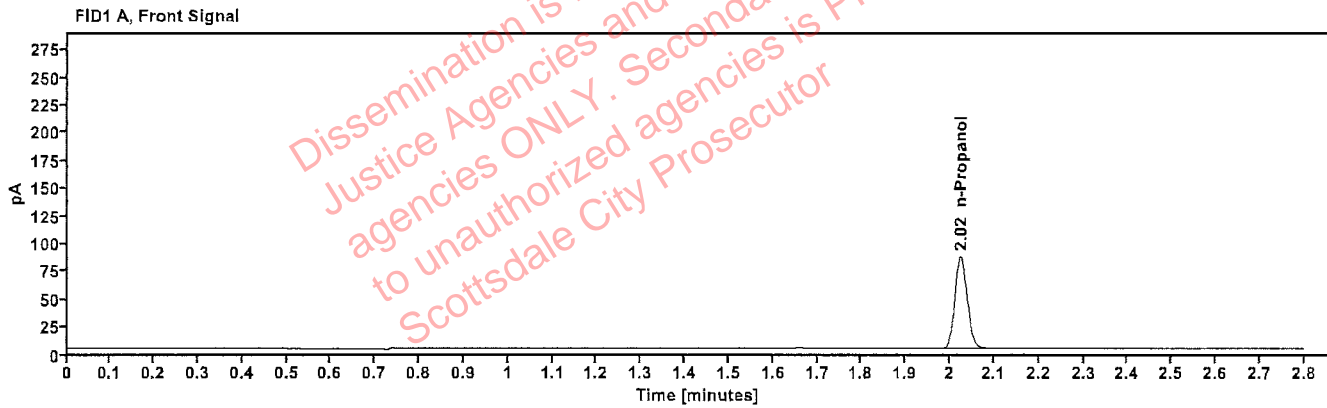


Table 1: FID 1 A (column DB-ALC1)

Compound	Amount (g/100mL)	Time (min)	Peak Area
n-Propanol	-----	2.025	165.454

Table 2: FID 2 B (column DB-ALC2)

Compound	Time (min)	Peak Area
n-Propanol	2.435	177.058

Scottsdale Police Department Crime Lab Volatiles Analysis

Sample: 050721MIX	Vial: 6
Description: Volatiles mix	LIMS ID:
Method: ethanol quant.M	Sequence: 27Jun23
Instrument: US14173023 CN14160045	Injection date: 6/27/2023 4:46:49 PM
Data file: C:\Chem32\1\Data\27Jun23\6.D	Analyst: Abbott

Abbott

Dissemination is restricted to Criminal Justice Agencies and authorized law enforcement agencies ONLY. Secondary dissemination to unauthorized agencies is PROHIBITED. Scottsdale City Prosecutor

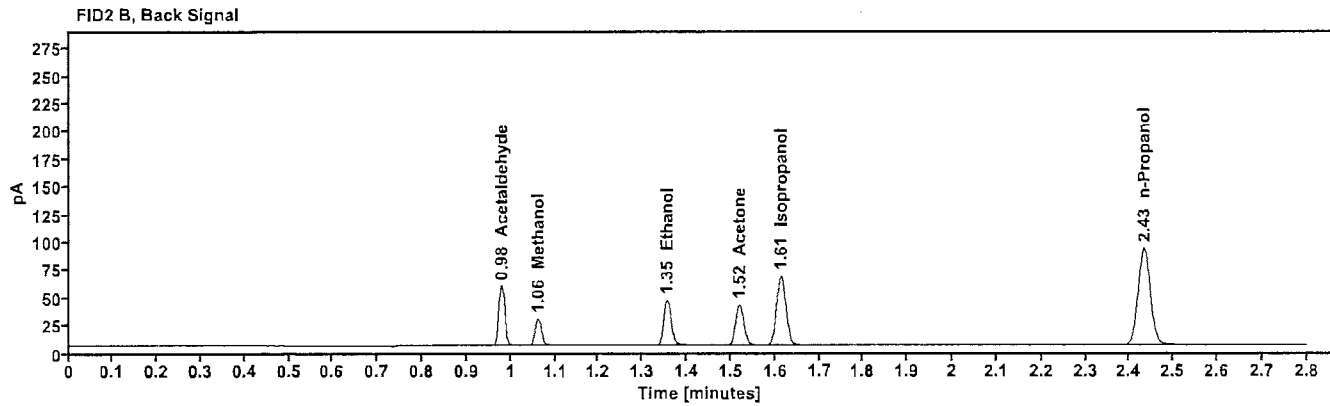
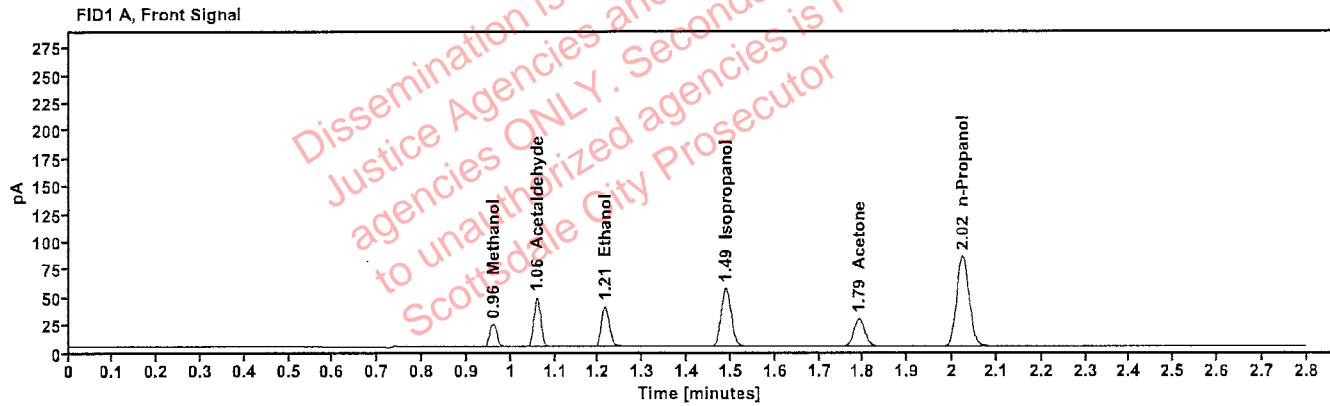


Table 1: FID 1 A (column DB-ALC1)

Compound	Amount (g/100mL)	Time (min)	Peak Area
Methanol	-----	0.960	23.675
Acetaldehyde	-----	1.058	49.102
>Ethanol	0.0740	1.214	46.487
Isopropanol	-----	1.488	85.221
Acetone	-----	1.790	44.373
n-Propanol	-----	2.023	163.114

Table 2: FID 2 B (column DB-ALC2)

Compound	Time (min)	Peak Area
Acetaldehyde	0.979	53.686
Methanol	1.061	25.622
Ethanol	1.355	49.808
Acetone	1.519	47.975
Isopropanol	1.613	92.655
n-Propanol	2.433	174.081

Scottsdale Police Department Crime Lab Volatiles Analysis

Sample: 30012020-A	Vial: 7
Description: 0.400	LIMS ID:
Method: ethanol quant.M	Sequence: 27Jun23
Instrument: US14173023 CN14160045	Injection date: 6/27/2023 4:51:05 PM
Data file: C:\Chem32\1\Data\27Jun23\7.D	Analyst: Abbott <i>Abbott</i>

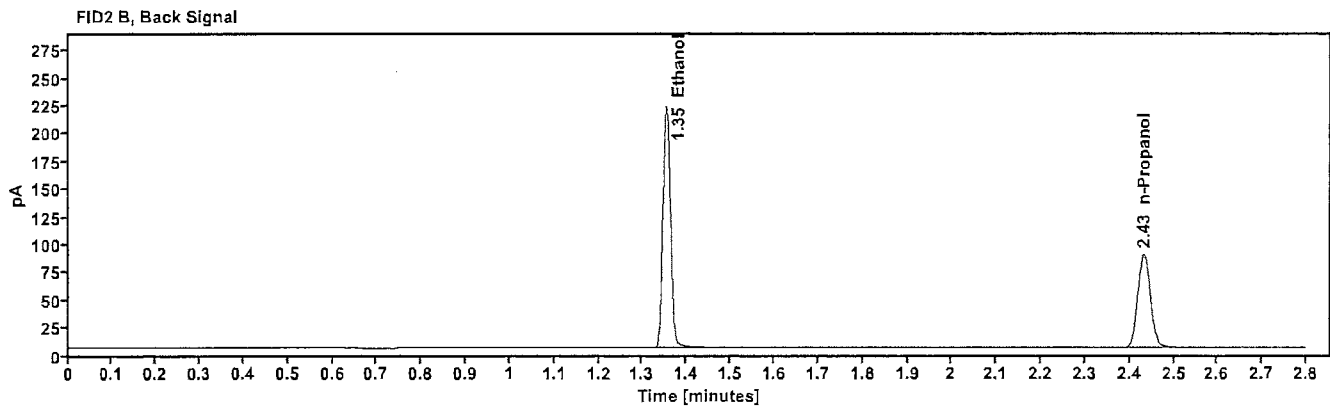
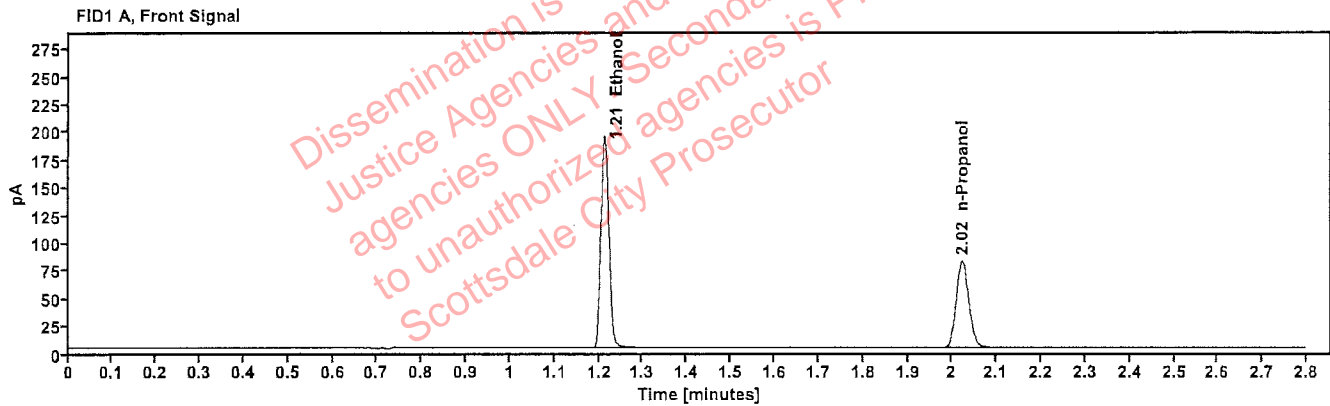


Table 1: FID 1 A (column DB-ALC1)

Compound	Amount (g/100mL)	Time (min)	Peak Area
>Ethanol	0.4011	1.213	243.957
n-Propanol	-----	2.022	157.561

Table 2: FID 2 B (column DB-ALC2)

Compound	Time (min)	Peak Area
Ethanol	1.354	262.465
n-Propanol	2.432	168.254

Scottsdale Police Department Crime Lab Volatiles Analysis

Sample: 14082019-B	Vial: 8
Description: 0.040	LIMS ID:
Method: ethanol quant.M	Sequence: 27Jun23
Instrument: US14173023 CN14160045	Injection date: 6/27/2023 4:55:05 PM
Data file: C:\Chem32\1\Data\27Jun23\8.D	Analyst: Abbott DR

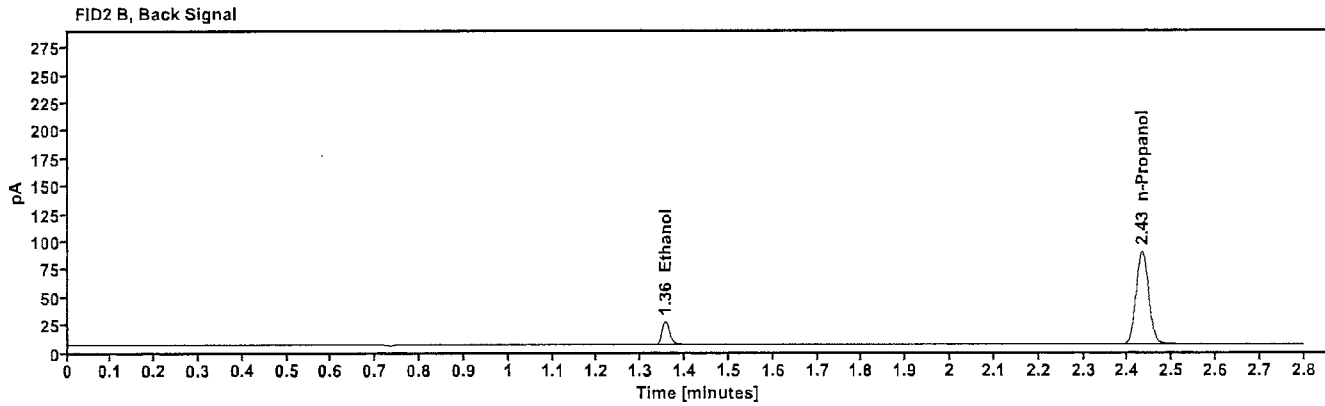
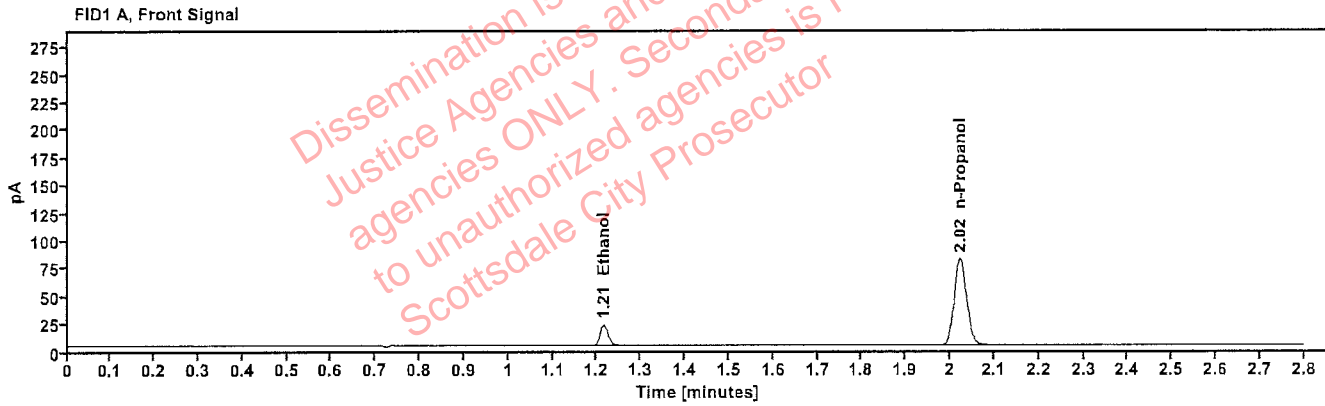


Table 1: FID 1 A (column DB-ALC1)

Compound	Amount (g/100mL)	Time (min)	Peak Area
>Ethanol	0.0398	1.215	23.990
n-Propanol	-----	2.022	156.662

Table 2: FID 2 B (column DB-ALC2)

Compound	Time (min)	Peak Area
Ethanol	1.355	25.680
n-Propanol	2.432	167.189

Scottsdale Police Department Crime Lab Volatiles Analysis

Sample: 4110320133/10	Vial: 9
Description: 0.199	LIMS ID:
Method: ethanol quant.M	Sequence: 27Jun23
Instrument: US14173023 CN14160045	Injection date: 6/27/2023 4:59:05 PM
Data file: C:\Chem32\11\Data\27Jun23\9.D	Analyst: Abbott

JA

Dissemination is restricted to Criminal Justice Agencies and authorized agencies ONLY. Secondary dissemination to unauthorized agencies is PROHIBITED. Scottsdale City Prosecutor

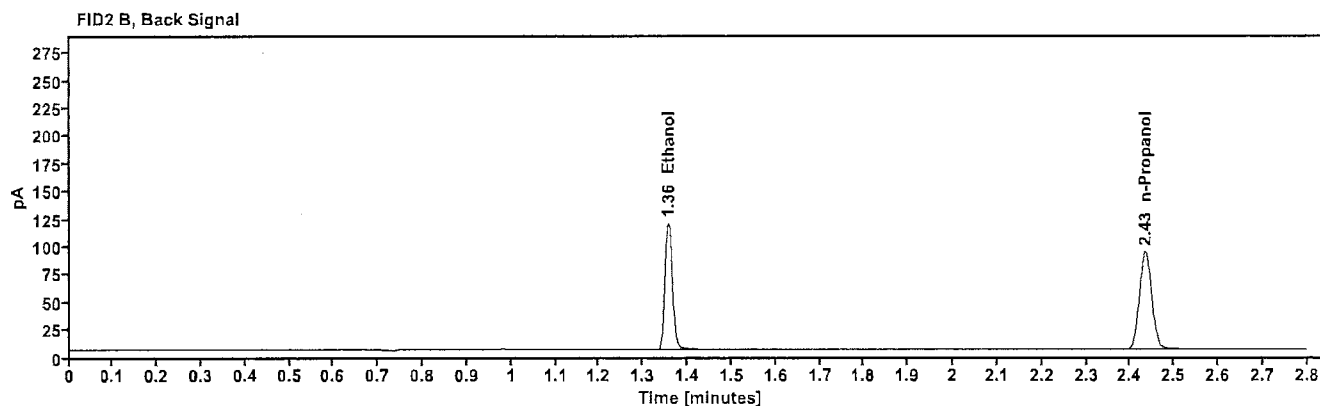
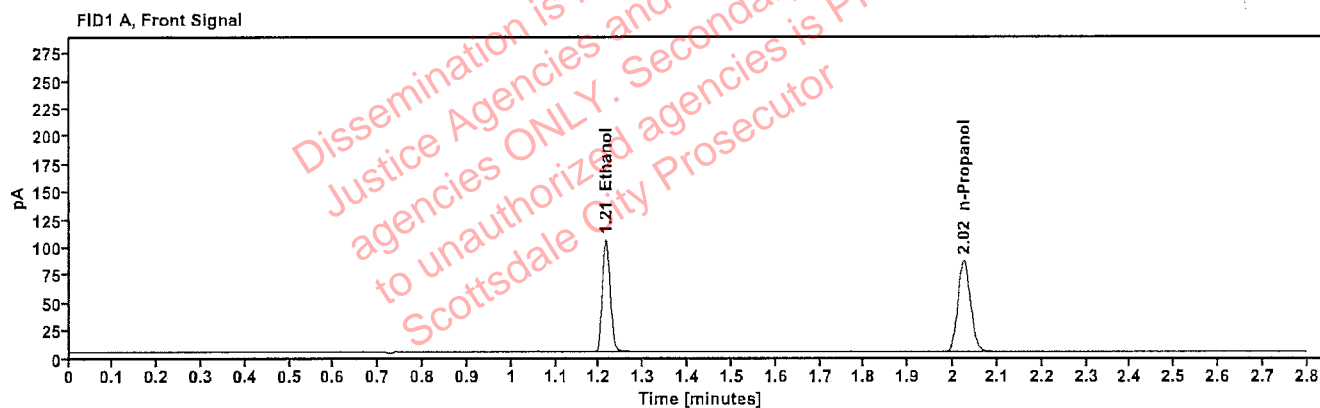


Table 1: FID 1 A (column DB-ALC1)

Compound	Amount (g/100mL)	Time (min)	Peak Area
>Ethanol	0.2023	1.215	128.394
n-Propanol	---	2.024	164.485

Table 2: FID 2 B (column DB-ALC2)

Compound	Time (min)	Peak Area
Ethanol	1.356	137.882
n-Propanol	2.434	175.485

Scottsdale Police Department Crime Lab Volatiles Analysis

Sample: 20012020-B	Vial: 20
Description: 0.080	LIMS ID:
Method: ethanol quant.M	Sequence: 27Jun23
Instrument: US14173023 CN14160045	Injection date: 6/27/2023 5:43:35 PM
Data file: C:\Chem32\1\Data\27Jun23\20.D	Analyst: Abbott

JA

Dissemination is restricted to Criminal Justice Agencies and authorized agencies ONLY. Secondary dissemination to unauthorized agencies is PROHIBITED. Scottsdale City Prosecutor

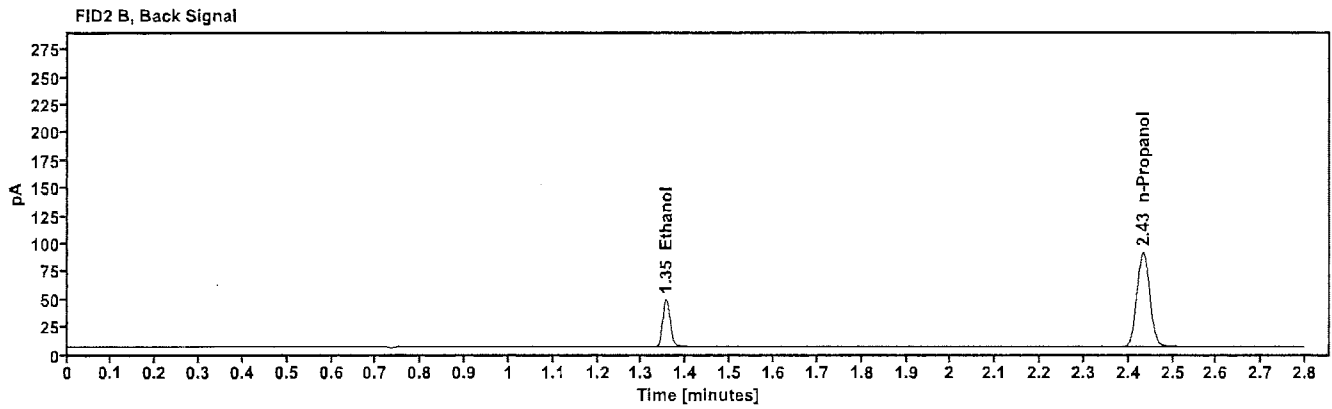
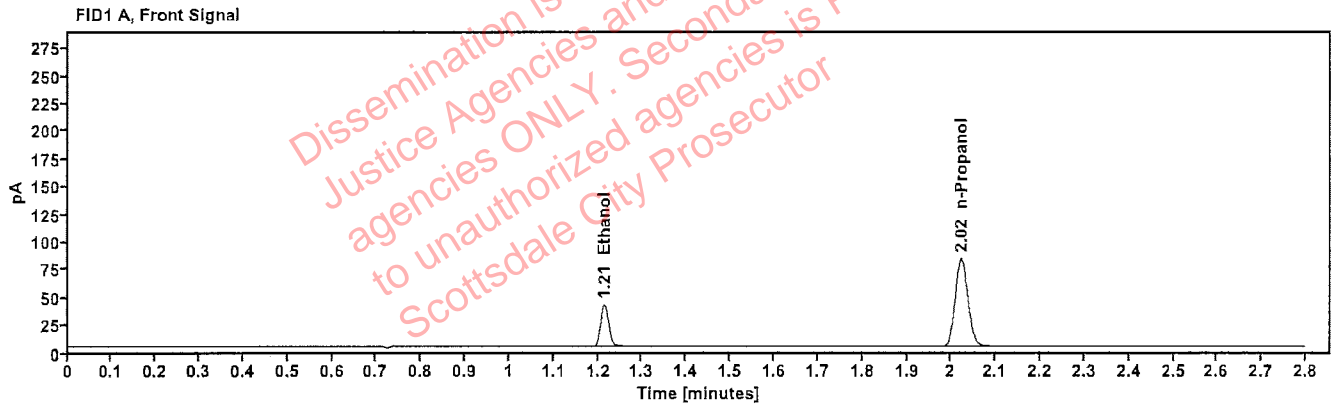


Table 1: FID 1 A (column DB-ALC1)

Compound	Amount (g/100mL)	Time (min)	Peak Area
>Ethanol	0.0796	1.214	48.833
n-Propanol	---	2.023	159.276

Table 2: FID 2 B (column DB-ALC2)

Compound	Time (min)	Peak Area
Ethanol	1.355	52.167
n-Propanol	2.432	170.234

Scottsdale Police Department Crime Lab Volatiles Analysis

Sample: 20012020-B	Vial: 31
Description: 0.080	LIMS ID:
Method: ethanol quant.M	Sequence: 27Jun23
Instrument: US14173023 CN14160045	Injection date: 6/27/2023 6:28:05 PM
Data file: C:\Chem32\1\Data\27Jun23\31.D	Analyst: Abbott JH

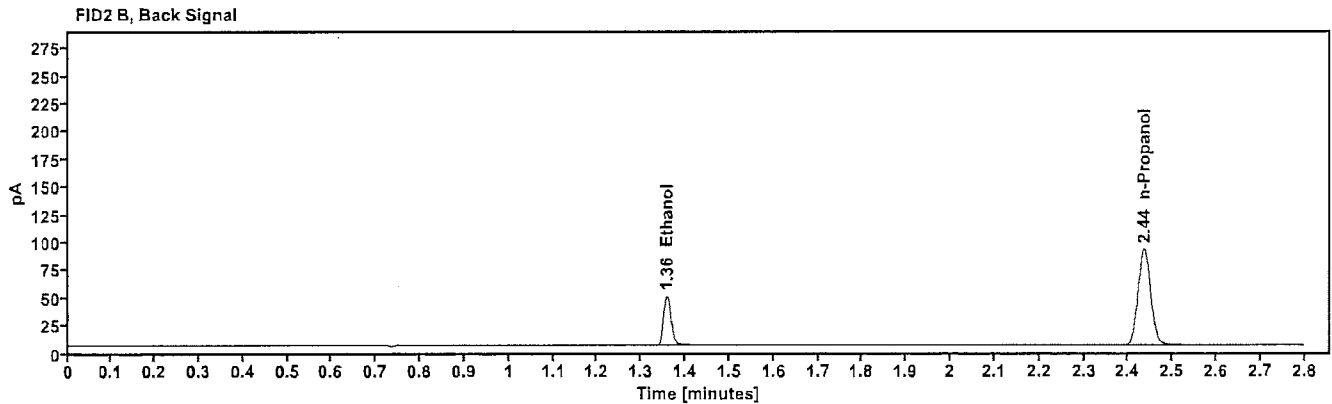
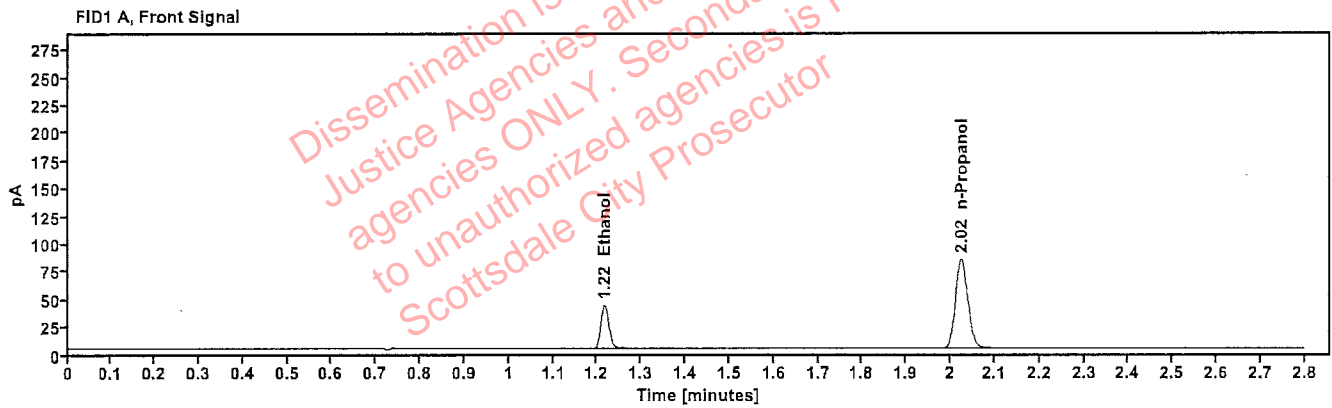


Table 1: FID 1 A (column DB-ALC1)

Compound	Amount (g/100mL)	Time (min)	Peak Area
>Ethanol	0.0810	1.216	50.383
n-Propanol	-----	2.025	161.348

Table 2: FID 2 B (column DB-ALC2)

Compound	Time (min)	Peak Area
Ethanol	1.358	53.836
n-Propanol	2.436	172.372

Scottsdale Police Department Crime Lab Volatiles Analysis

Sample: 4110320133/10	Vial: 42
Description: 0.199	LIMS ID:
Method: ethanol quant.M	Sequence: 27Jun23
Instrument: US14173023 CN14160045	Injection date: 6/27/2023 7:12:19 PM
Data file: C:\Chem32\1\Data\27Jun23\42.D	Analyst: Abbott

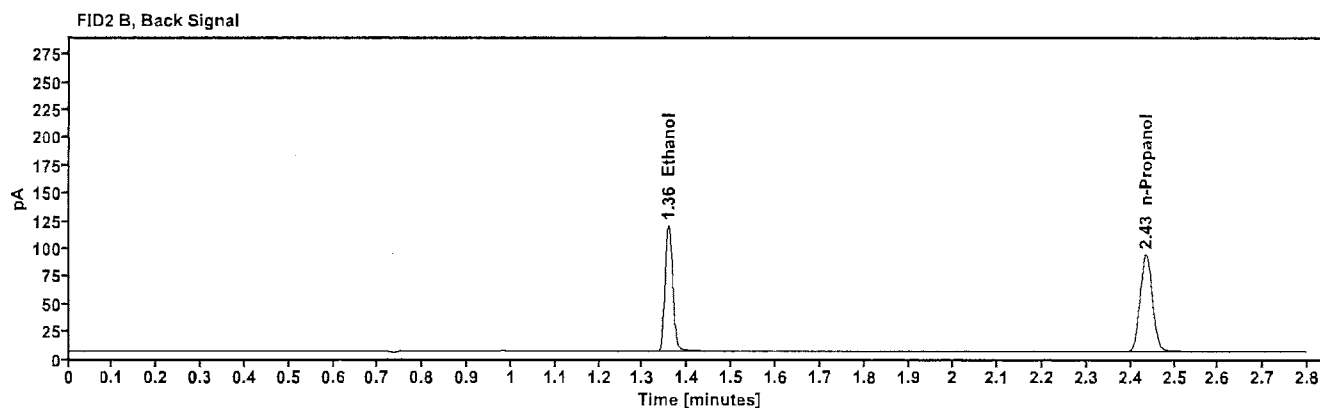
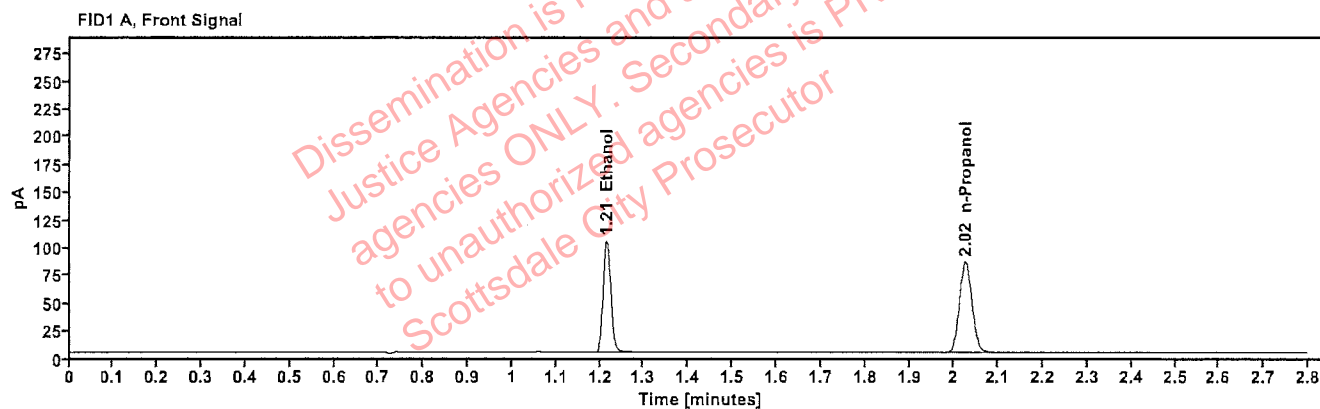


Table 1: FID 1 A (column DB-ALC1)

Compound	Amount (g/100mL)	Time (min)	Peak Area
>Ethanol	0.2035	1.215	128.365
n-Propanol	---	2.024	163.495

Table 2: FID 2 B (column DB-ALC2)

Compound	Time (min)	Peak Area
Ethanol	1.357	137.773
n-Propanol	2.435	174.662

Scottsdale Police Department Crime Lab Volatiles Analysis

Sample: 30012020-A	Vial: 53
Description: 0.400	LIMS ID:
Method: ethanol quant.M	Sequence: 27Jun23
Instrument: US14173023 CN14160045	Injection date: 6/27/2023 7:56:49 PM
Data file: C:\Chem32\1\Data\27Jun23\53.D	Analyst: Abbott

Abbott

Dissemination is restricted to Criminal Justice Agencies and authorized personnel only. Secondary dissemination to unauthorized agencies is PROHIBITED. Scottsdale City Prosecutor

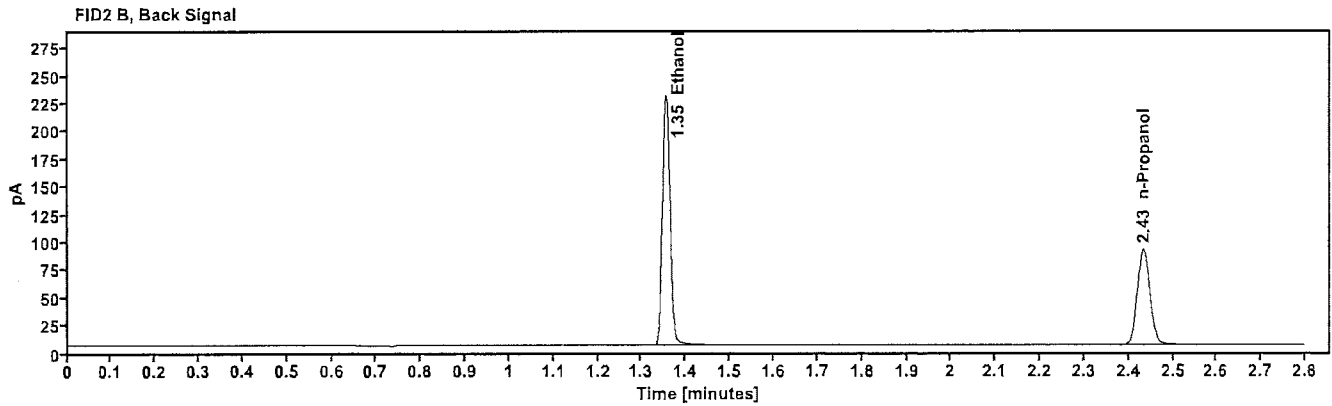
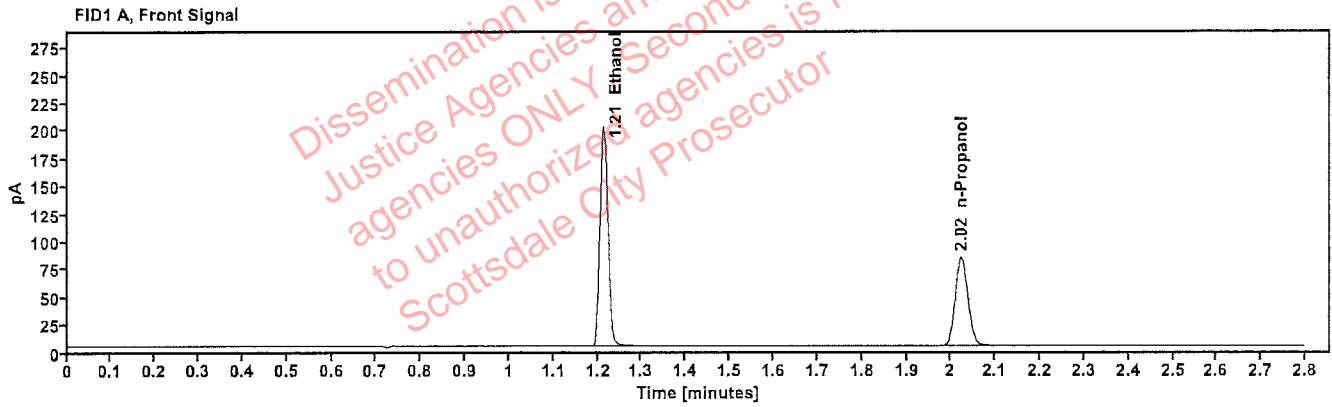


Table 1: FID 1 A (column DB-ALC1)

Compound	Amount (g/100mL)	Time (min)	Peak Area
>Ethanol	0.4054	1.213	252.078
n-Propanol	-----	2.023	161.091

Table 2: FID 2 B (column DB-ALC2)

Compound	Time (min)	Peak Area
Ethanol	1.355	271.503
n-Propanol	2.433	172.350

Scottsdale Police Department Crime Lab Volatiles Analysis

Sample: 14082019-B	Vial: 54
Description: 0.040	LIMS ID:
Method: ethanol quant.M	Sequence: 27Jun23
Instrument: US14173023 CN14160045	Injection date: 6/27/2023 8:00:50 PM
Data file: C:\Chem32\1\Data\27Jun23\54.D	Analyst: Abbott

Abbott

Dissemination is restricted to Criminal Justice Agencies and authorized agencies ONLY. Secondary dissemination to unauthorized agencies is PROHIBITED. Scottsdale City Prosecutor

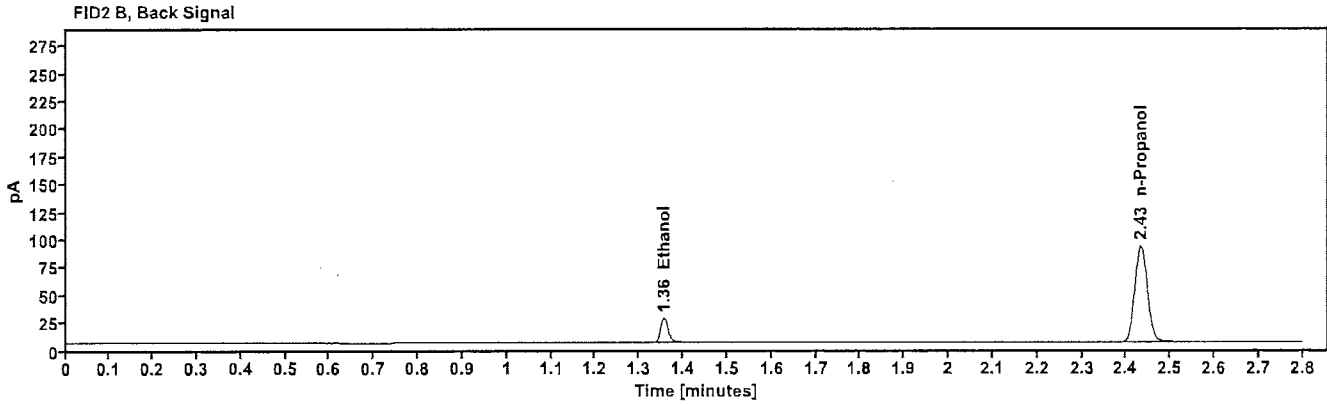
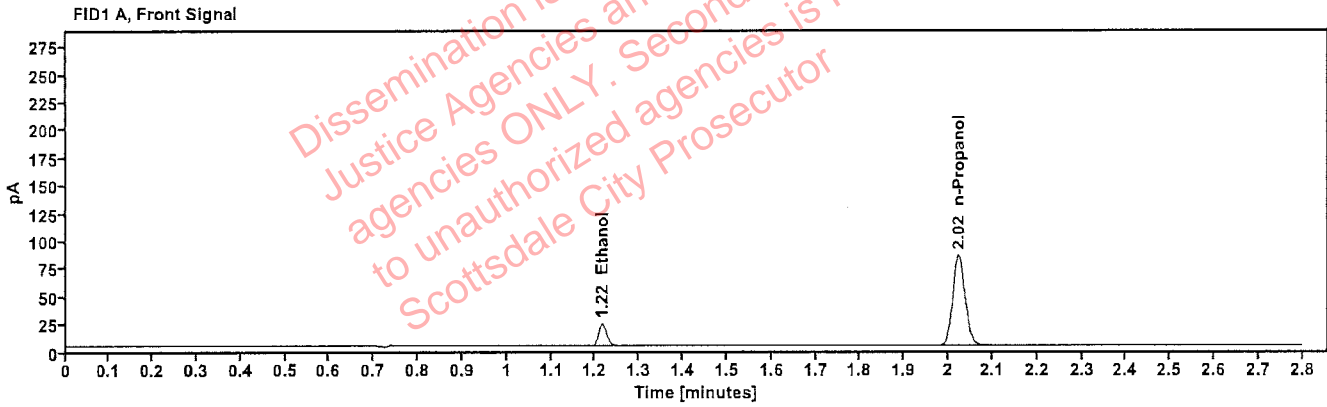


Table 1: FID 1 A (column DB-ALC1)

Compound	Amount (g/100mL)	Time (min)	Peak Area
>Ethanol	0.0406	1.215	25.402
n-Propanol	---	2.023	162.941

Table 2: FID 2 B (column DB-ALC2)

Compound	Time (min)	Peak Area
Ethanol	1.356	26.971
n-Propanol	2.433	174.004

Scottsdale Police Department Crime Lab Volatiles Analysis

Sample: 4110320133/10	Vial: 55
Description: 0.199	LIMS ID:
Method: ethanol quant.M	Sequence: 27Jun23
Instrument: US14173023 CN14160045	Injection date: 6/27/2023 8:05:04 PM
Data file: C:\Chem32\1\Data\27Jun23\55.D	Analyst: Abbott

Abbott

Dissemination is restricted to Criminal Justice Agencies and authorized agencies ONLY. Secondary dissemination to unauthorized agencies is PROHIBITED. Scottsdale City Prosecutor

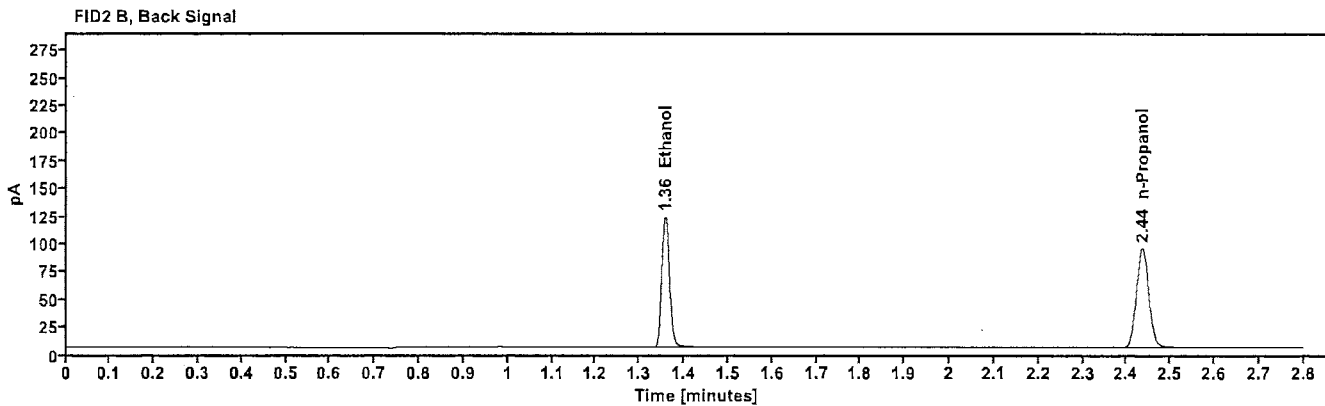
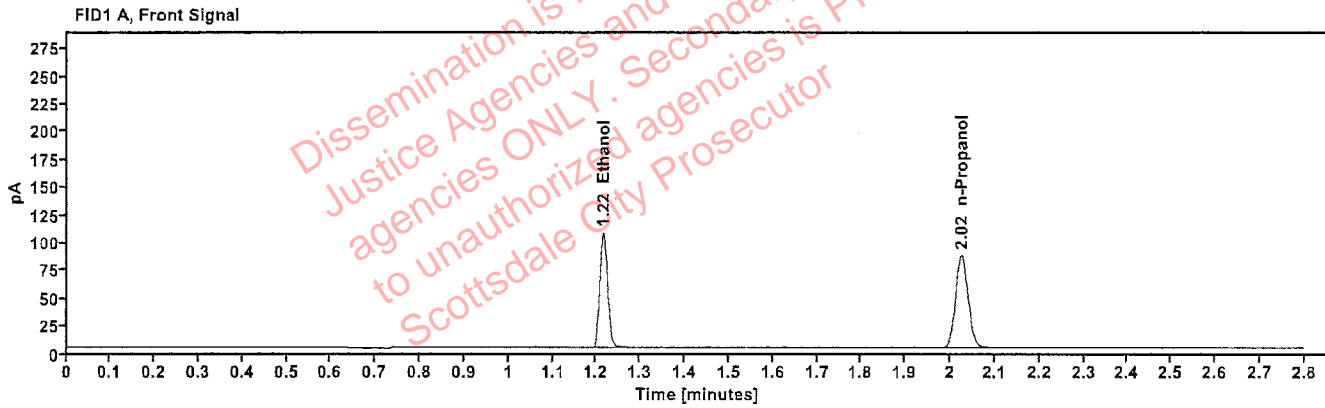


Table 1: FID 1 A (column DB-ALC1)

Compound	Amount (g/100mL)	Time (min)	Peak Area
>Ethanol	0.2060	1.215	132.748
n-Propanol	---	2.024	167.033

Table 2: FID 2 B (column DB-ALC2)

Compound	Time (min)	Peak Area
Ethanol	1.358	142.278
n-Propanol	2.435	178.653

Scottsdale Police Department Crime Lab Volatiles Analysis

Sample: 060223AQ	Vial: 56
Description: Negative	LIMS ID:
Method: ethanol quant.M	Sequence: 27Jun23
Instrument: US14173023 CN14160045	Injection date: 6/27/2023 8:09:04 PM
Data file: C:\Chem32\1\Data\27Jun23\56.D	Analyst: Abbott

Abbott

Dissemination is restricted to Criminal Justice Agencies and authorized agencies ONLY. Secondary dissemination to unauthorized agencies is PROHIBITED. Scottsdale City Prosecutor

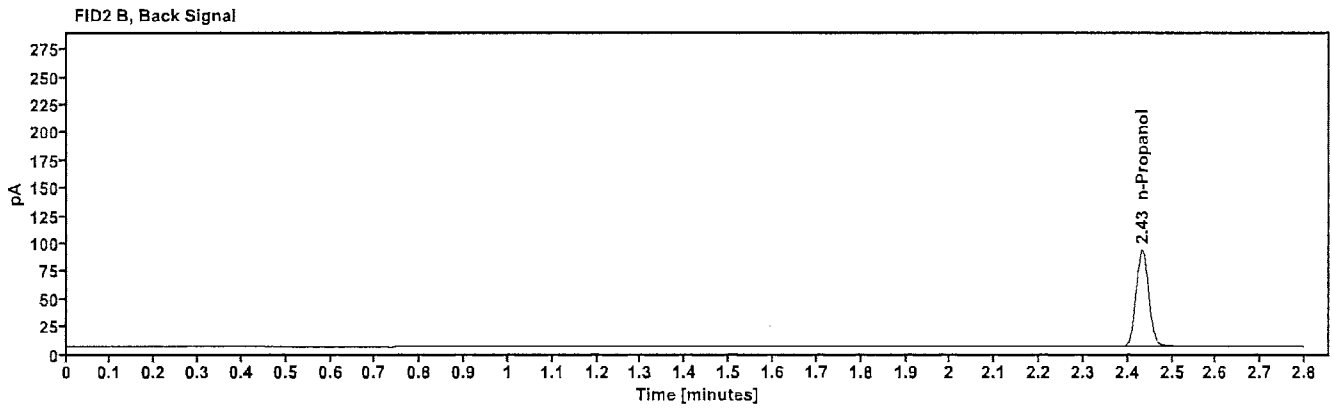
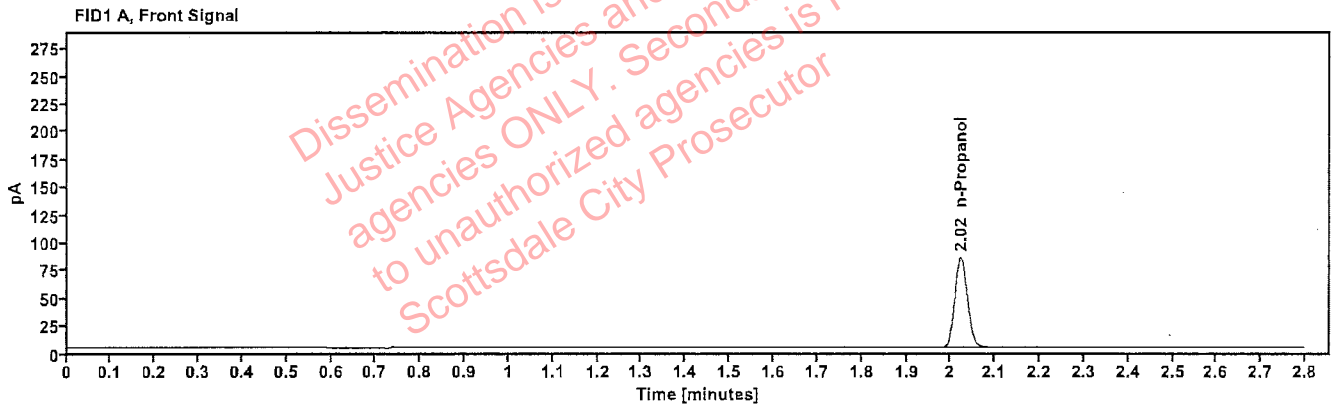


Table 1: FID 1 A (column DB-ALC1)

Compound	Amount (g/100mL)	Time (min)	Peak Area
n-Propanol	---	2.023	163.426

Table 2: FID 2 B (column DB-ALC2)

Compound	Time (min)	Peak Area
n-Propanol	2.433	174.672

Sequence Summary

DA

Sequence name: 27Jun23 Instrument: US14173023 CN14160045 Analyst: Abbott

Vial	Sample	Description	Type	LIMS ID	Method
1	FN10051909	0.020 calibrator	Calibration		ethanol quant.M
2	FN05311902	0.100 calibrator	Calibration		ethanol quant.M
3	FN02052101	0.200 calibrator	Calibration		ethanol quant.M
4	FN03052102	0.400 calibrator	Calibration		ethanol quant.M
5	011823WB	Negative	Control		ethanol quant.M
6	050721MIX	Volatiles mix	Control		ethanol quant.M
7	30012020-A	0.400	Control		ethanol quant.M
8	14082019-B	0.040	Control		ethanol quant.M
9	4110320133/10	0.199	Control		ethanol quant.M
10	2312213-3		Sample		ethanol quant.M
11	2312213-3		Sample		ethanol quant.M
12	2311793-3		Sample		ethanol quant.M
13	2311793-3		Sample		ethanol quant.M
14	2312158-1		Sample		ethanol quant.M
15	2312158-1		Sample		ethanol quant.M
16	2311915-2		Sample		ethanol quant.M
17	2311915-2		Sample		ethanol quant.M
18	2312083-2		Sample		ethanol quant.M
19	2312083-2		Sample		ethanol quant.M
20	20012020-B	0.080	Control		ethanol quant.M
21	2312499-2		Sample		ethanol quant.M
22	2312499-2		Sample		ethanol quant.M
23	1442338		Sample		ethanol quant.M
24	1442338		Sample		ethanol quant.M
25	2312077-1		Sample		ethanol quant.M
26	2312077-1		Sample		ethanol quant.M
27	2312211-2		Sample		ethanol quant.M
28	2312211-2		Sample		ethanol quant.M
29	2312498-2		Sample		ethanol quant.M
30	2312498-2		Sample		ethanol quant.M
31	20012020-B	0.080	Control		ethanol quant.M
32	2312084-2		Sample		ethanol quant.M
33	2312084-2		Sample		ethanol quant.M
34	2312634-2		Sample		ethanol quant.M
35	2312634-2		Sample		ethanol quant.M
36	2312576-2		Sample		ethanol quant.M
37	2312576-2		Sample		ethanol quant.M
38	2312775-2		Sample		ethanol quant.M
39	2312775-2		Sample		ethanol quant.M
40	367-01D.B.		Sample		ethanol quant.M
41	367-01D.B.		Sample		ethanol quant.M
42	4110320133/10	0.199	Control		ethanol quant.M
43	414-01D.G.		Sample		ethanol quant.M
44	414-01D.G.		Sample		ethanol quant.M
45	424-01J.W.		Sample		ethanol quant.M
46	424-01J.W.		Sample		ethanol quant.M
47	425-01D.M.		Sample		ethanol quant.M

Dissemination restricted to Criminal Justice Agencies and authorized agencies only. Secondary dissemination to unauthorized agencies is PROHIBITED. Scottsdale City Prosecutor

Sequence Summary

48	425-01D.M.		Sample		ethanol quant.M
49	426-01D.G.		Sample		ethanol quant.M
50	426-01D.G.		Sample		ethanol quant.M
51	368-01M.C.		Sample		ethanol quant.M
52	368-01M.C.		Sample		ethanol quant.M
53	30012020-A	0.400	Control		ethanol quant.M
54	14082019-B	0.040	Control		ethanol quant.M
55	4110320133/10	0.199	Control		ethanol quant.M
56	060223AQ	Negative	Control		ethanol quant.M

Dissemination is restricted to Criminal Justice Agencies and authorized agencies ONLY. Secondary dissemination to unauthorized agencies is PROHIBITED
Scottsdale City Prosecutor

Scottsdale Police Department Crime Laboratory Summary of Cases

SEQUENCE NAME: 27Jun23

ANALYST: Abbott 

Vials	Test 1 (g/dL)	Test 2 (g/dL)	Mean (g/dL)	Percent Difference*	Absolute Difference (g/dL)*
10 11	0.1851	0.1844	0.18475	0.19	0.00035
12 13	0.0159	0.0163	0.01610	1.24	0.00020
14 15	0.1361	0.1385	0.13730	0.87	0.00120
16 17	0.2253	0.2245	0.22490	0.18	0.00040
18 19	0.2429	0.2424	0.24265	0.10	0.00025
21 22	0.2265	0.2302	0.22835	0.81	0.00185
23 24	0.2113	0.2118	0.21155	0.12	0.00025
25 26	0.1131	0.1131	0.11310	0.00	0.00000
27 28	0.0835	0.0836	0.08355	0.06	0.00005
29 30	0.0967	0.0975	0.09710	0.41	0.00040
32 33	0.1908	0.1926	0.19170	0.47	0.00090
34 35	0.0646	0.0646	0.06460	0.00	0.00000
36 37	0.1985	0.1974	0.19795	0.28	0.00055
38 39	0.2104	0.2094	0.20990	0.24	0.00050
40 41	0.1883	0.1868	0.18755	0.40	0.00075
43 44	0.1905	0.1902	0.19035	0.08	0.00015
45 46	0.1230	0.1232	0.12310	0.08	0.00010
47 48	0.2042	0.2036	0.20390	0.15	0.00030
49 50	0.0711	0.0719	0.07150	0.56	0.00040
51 52	0.2506	0.2517	0.25115	0.22	0.00055

*Calculated differences are differences from the mean of the two results.

Scottsdale Police Department Crime Lab Volatiles Analysis

Sample:	2312213-3	Vial:	10
Description:		LIMS ID:	
Method:	ethanol quant.M	Sequence:	27Jun23
Instrument:	US14173023 CN14160045	Injection date:	6/27/2023 5:03:04 PM
Data file:	C:\Chem32\1\Data\27Jun23\10.D	Analyst:	Abbott

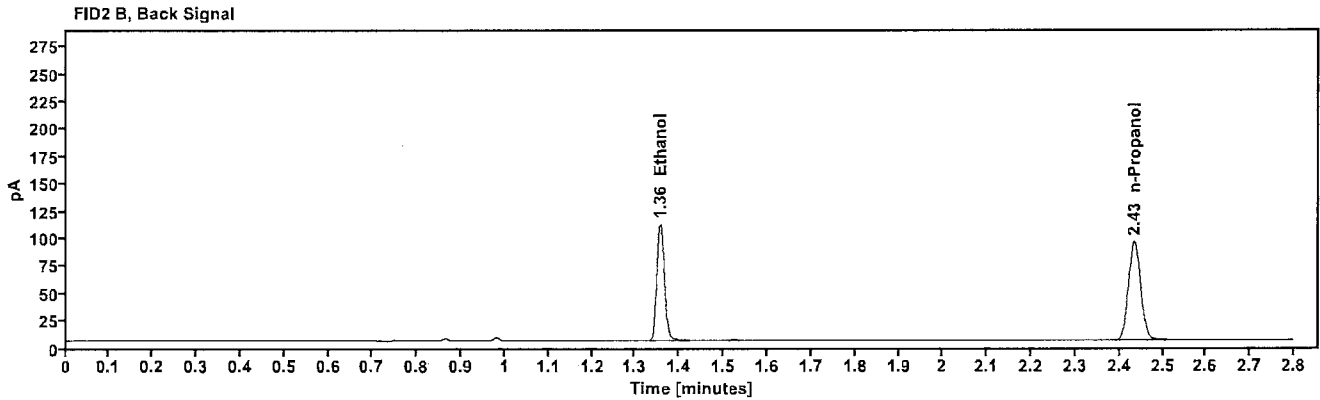
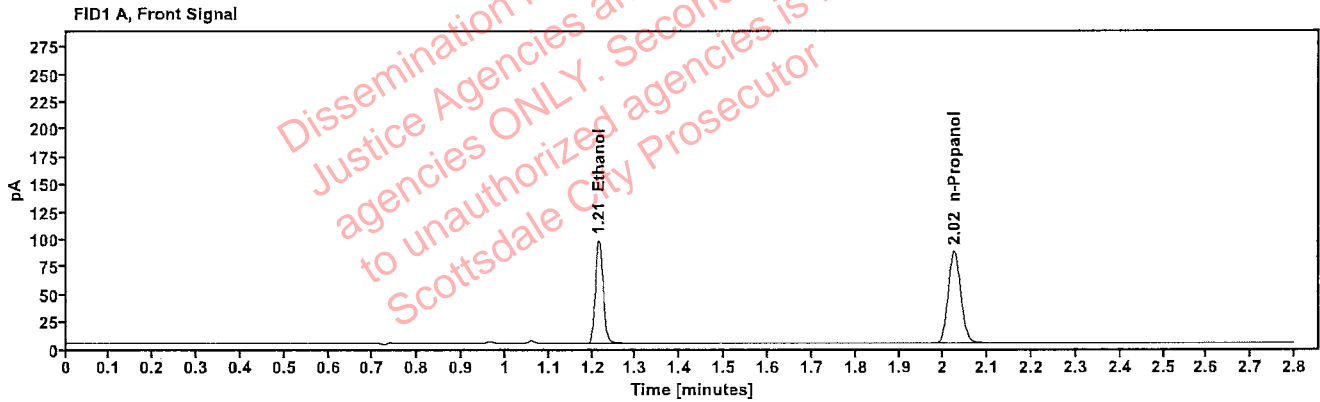


Table 1: FID 1 A (column DB-ALC1)

Compound	Amount (g/100mL)	Time (min)	Peak Area
>Ethanol	0.1851	1.215	119.737
n-Propanol	-----	2.024	167.660

Table 2: FID 2 B (column DB-ALC2)

Compound	Time (min)	Peak Area
Ethanol	1.357	127.996
n-Propanol	2.434	178.961

Scottsdale Police Department Crime Lab Volatiles Analysis

Sample:	2312213-3	Vial:	11
Description:	[REDACTED]	LIMS ID:	[REDACTED]
Method:	ethanol quant.M	Sequence:	27Jun23
Instrument:	US14173023 CN14160045	Injection date:	6/27/2023 5:07:04 PM
Data file:	C:\Chem32\1\Data\27Jun23\11.D	Analyst:	Abbott

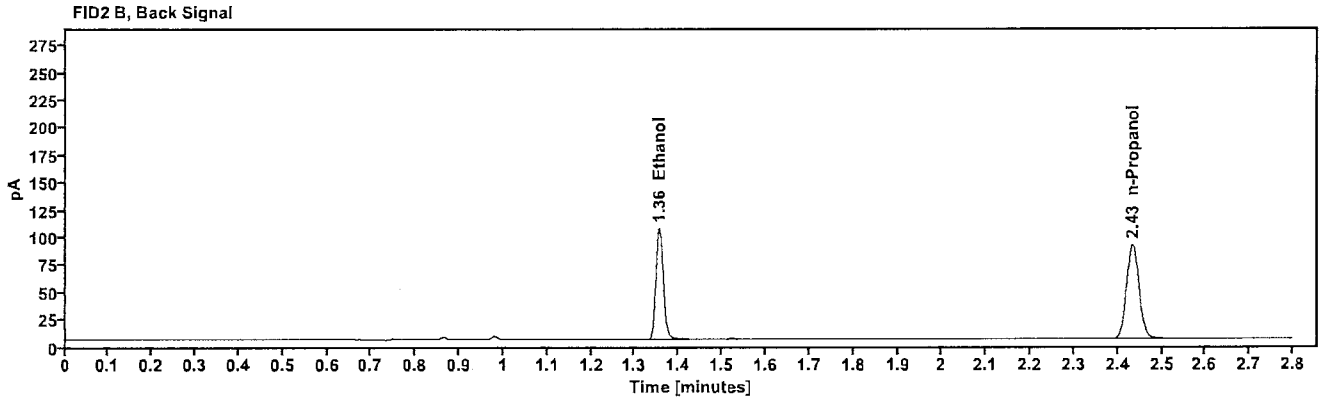
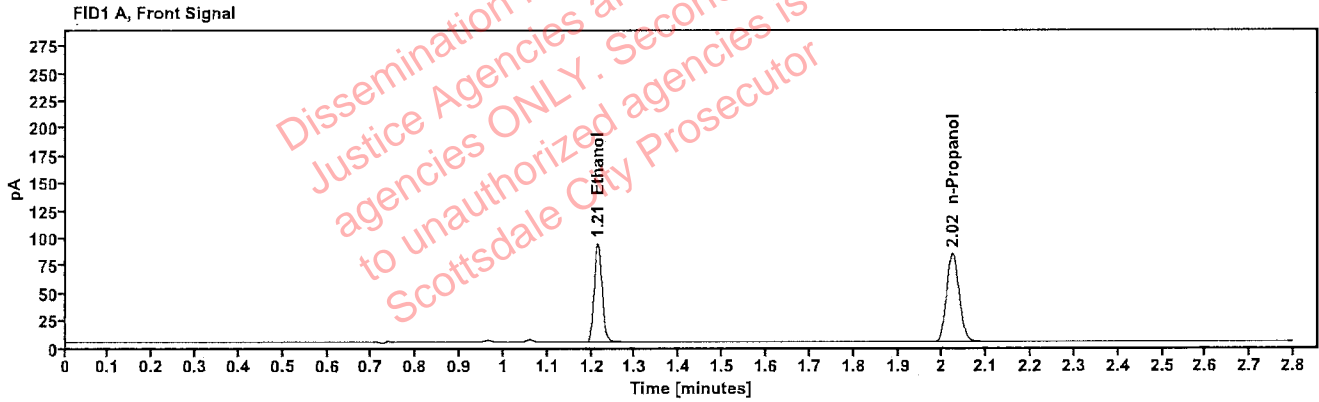


Table 1: FID 1 A (column DB-ALC1)

Compound	Amount (g/100mL)	Time (min)	Peak Area
>Ethanol	0.1844	1.214	114.592
n-Propanol	-----	2.023	161.110

Table 2: FID 2 B (column DB-ALC2)

Compound	Time (min)	Peak Area
Ethanol	1.355	122.482
n-Propanol	2.433	172.082

Scottsdale Police Department Crime Lab Volatiles Analysis

Sample:	2311793-3	Vial:	12
Description:	[REDACTED]	LIMS ID:	[REDACTED]
Method:	ethanol quant.M	Sequence:	27Jun23
Instrument:	US14173023 CN14160045	Injection date:	6/27/2023 5:11:04 PM
Data file:	C:\Chem32\1\Data\27Jun23\12.D	Analyst:	Abbott

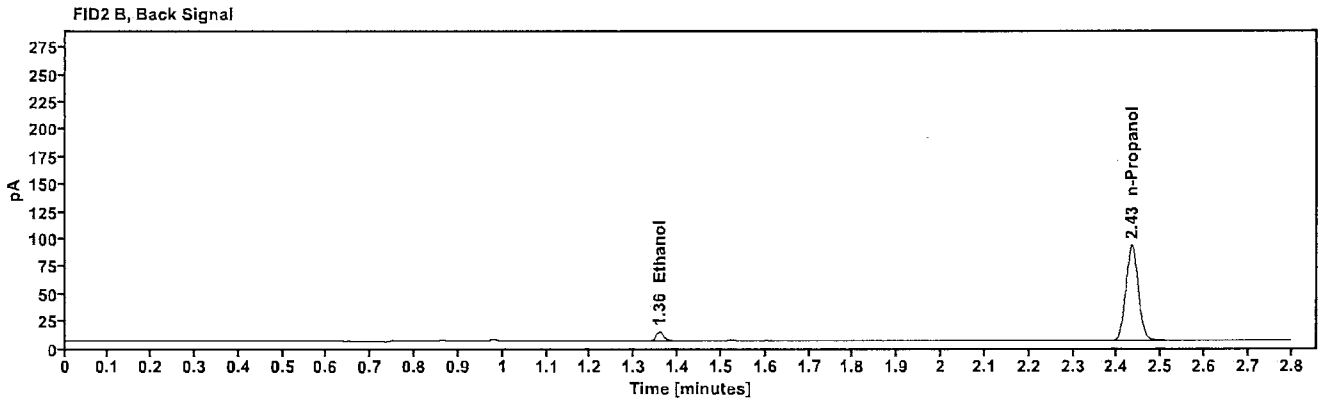
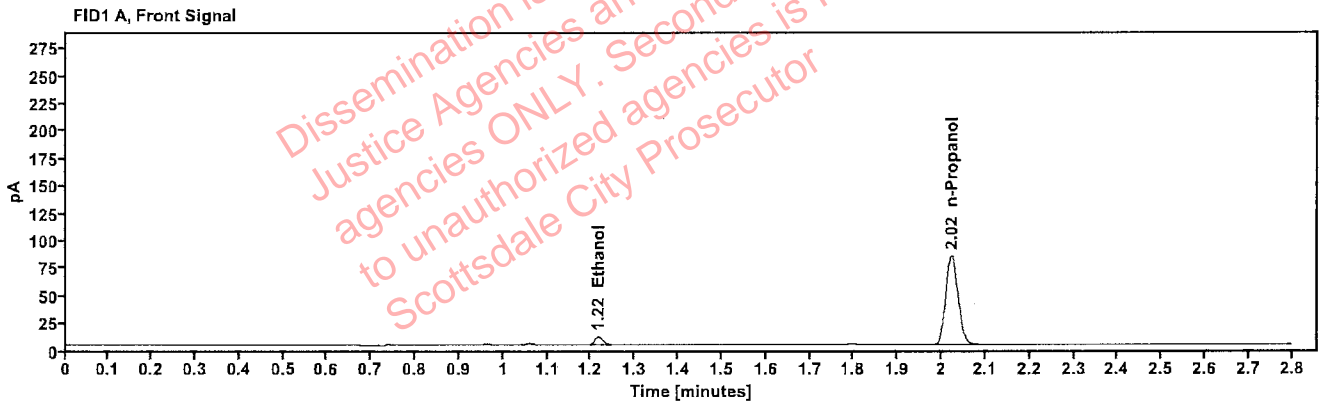


Table 1: FID 1 A (column DB-ALC1)

Compound	Amount (g/100mL)	Time (min)	Peak Area
>Ethanol	0.0159	1.217	9.832
n-Propanol	-----	2.023	161.681

Table 2: FID 2 B (column DB-ALC2)

Compound	Time (min)	Peak Area
Ethanol	1.357	10.745
n-Propanol	2.433	173.366

Scottsdale Police Department Crime Lab Volatiles Analysis

Sample:	2311793-3	Vial:	13
Description:	[REDACTED]	LIMS ID:	[REDACTED]
Method:	ethanol quant.M	Sequence:	27Jun23
Instrument:	US14173023 CN14160045	Injection date:	6/27/2023 5:15:20 PM
Data file:	C:\Chem32\1\Data\27Jun23\13.D	Analyst:	Abbott

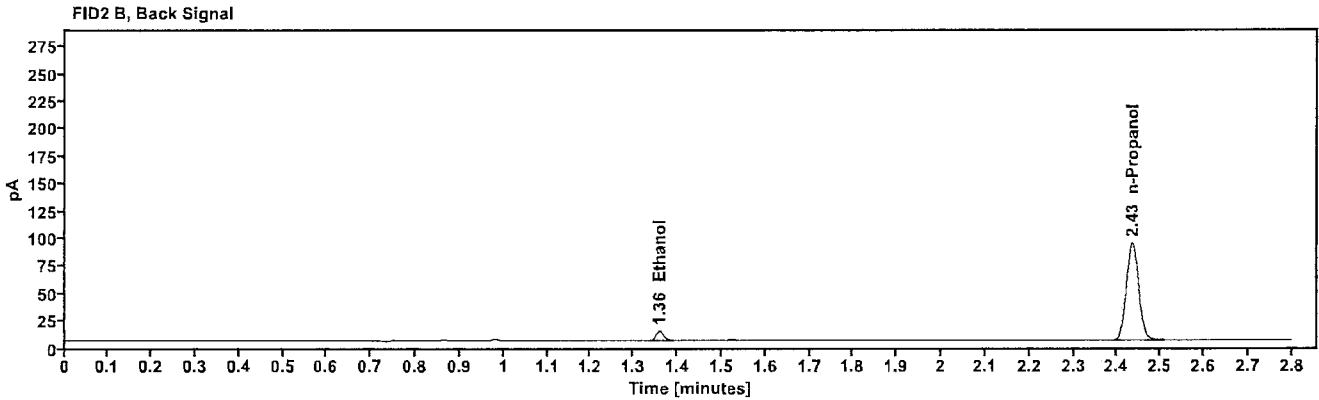
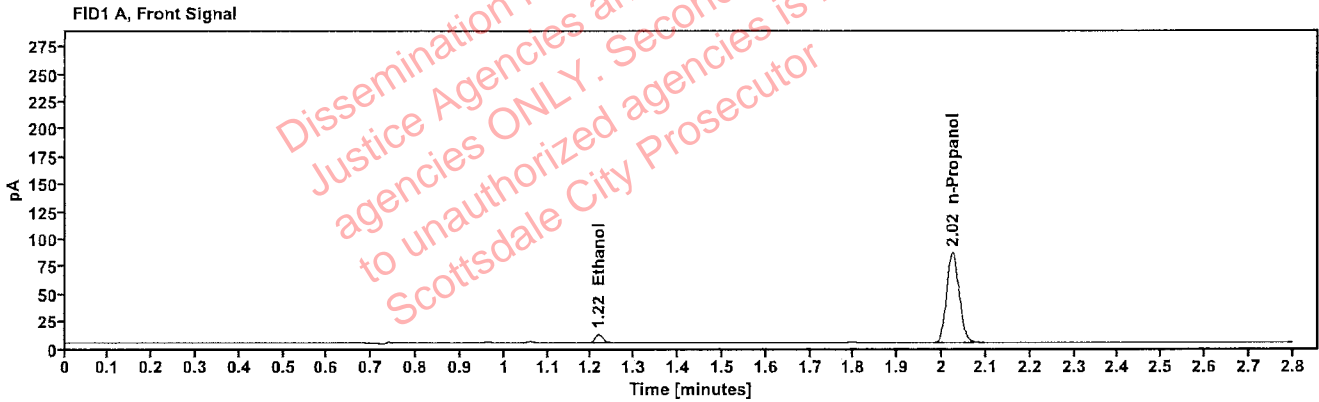


Table 1: FID 1 A (column DB-ALC1)

Compound	Amount (g/100mL)	Time (min)	Peak Area
>Ethanol	0.0163	1.217	10.234
n-Propanol	---	2.024	164.891

Table 2: FID 2 B (column DB-ALC2)

Compound	Time (min)	Peak Area
Ethanol	1.359	11.169
n-Propanol	2.434	176.629

Scottsdale Police Department Crime Lab Volatiles Analysis

Sample:	2312158-1	Vial:	14
Description:	[REDACTED]	LIMS ID:	[REDACTED]
Method:	ethanol quant.M	Sequence:	27Jun23
Instrument:	US14173023 CN14160045	Injection date:	6/27/2023 5:19:20 PM
Data file:	C:\Chem32\1\Data\27Jun23\14.D	Analyst:	Abbott

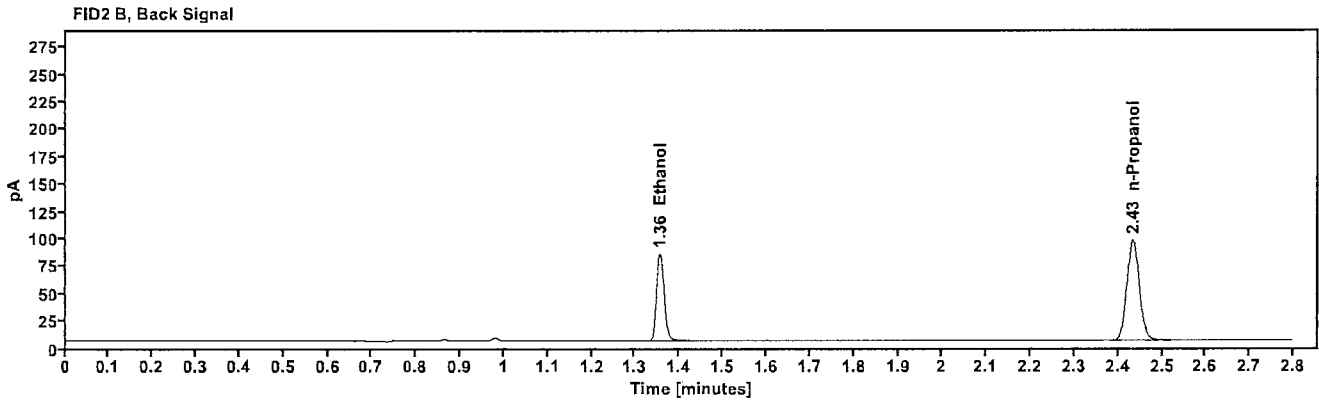
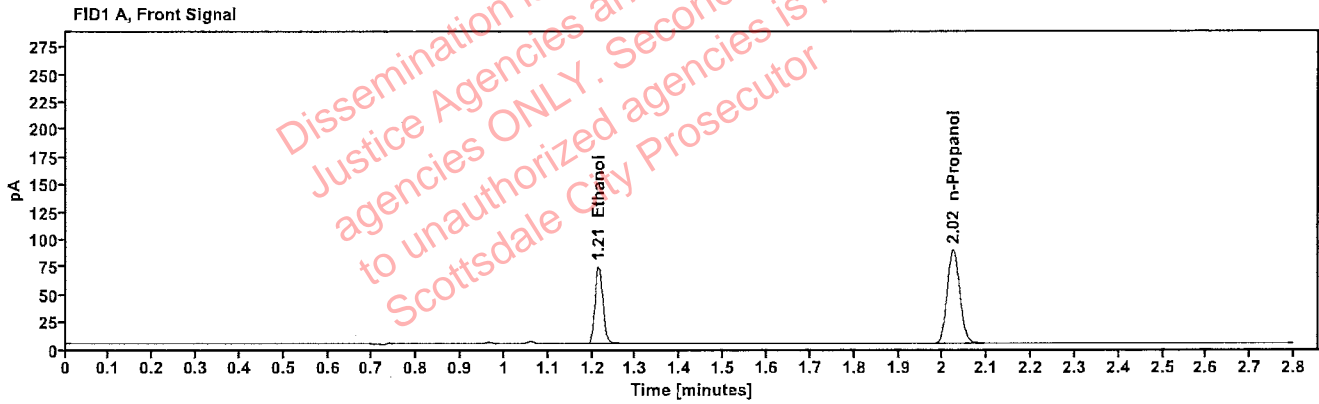


Table 1: FID 1 A (column DB-ALC1)

Compound	Amount (g/100mL)	Time (min)	Peak Area
>Ethanol	0.1361	1.214	89.405
n-Propanol	---	2.023	170.282

Table 2: FID 2 B (column DB-ALC2)

Compound	Time (min)	Peak Area
Ethanol	1.356	95.714
n-Propanol	2.434	182.288

Scottsdale Police Department Crime Lab Volatiles Analysis

Sample:	2312158-1	Vial:	15
Description:	[REDACTED]	LIMS ID:	[REDACTED]
Method:	ethanol quant.M	Sequence:	27Jun23
Instrument:	US14173023 CN14160045	Injection date:	6/27/2023 5:23:19 PM
Data file:	C:\Chem32\1\Data\27Jun23\15.D	Analyst:	Abbott

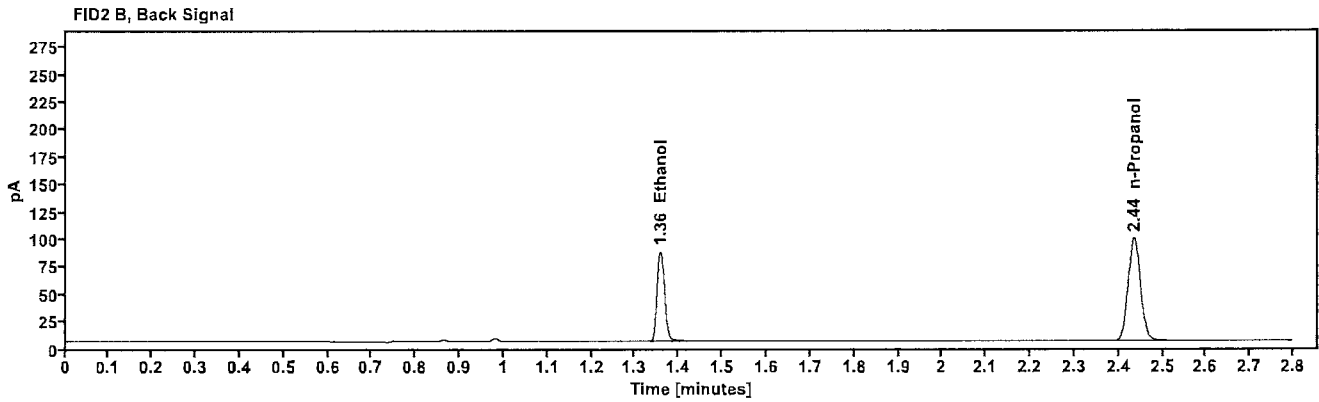
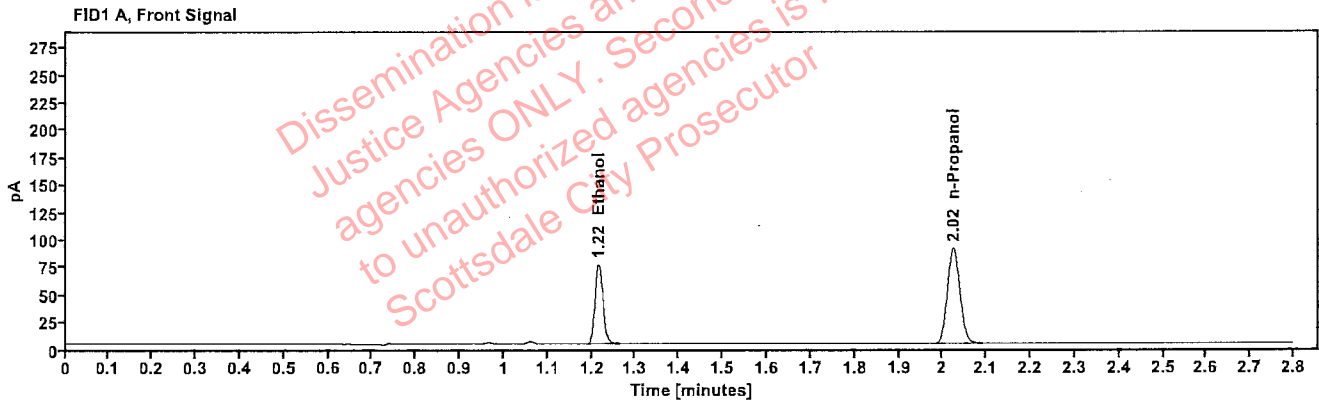


Table 1: FID 1 A (column DB-ALC1)

Compound	Amount (g/100mL)	Time (min)	Peak Area
>Ethanol	0.1385	1.215	93.312
n-Propanol	-----	2.024	174.693

Table 2: FID 2 B (column DB-ALC2)

Compound	Time (min)	Peak Area
Ethanol	1.357	99.933
n-Propanol	2.435	186.930

Scottsdale Police Department Crime Lab Volatiles Analysis

Sample:	2311915-2	Vial:	16
Description:	[REDACTED]	LIMS ID:	[REDACTED]
Method:	ethanol quant.M	Sequence:	27Jun23
Instrument:	US14173023 CN14160045	Injection date:	6/27/2023 5:27:19 PM
Data file:	C:\Chem32\1\Data\27Jun23\16.D	Analyst:	Abbott

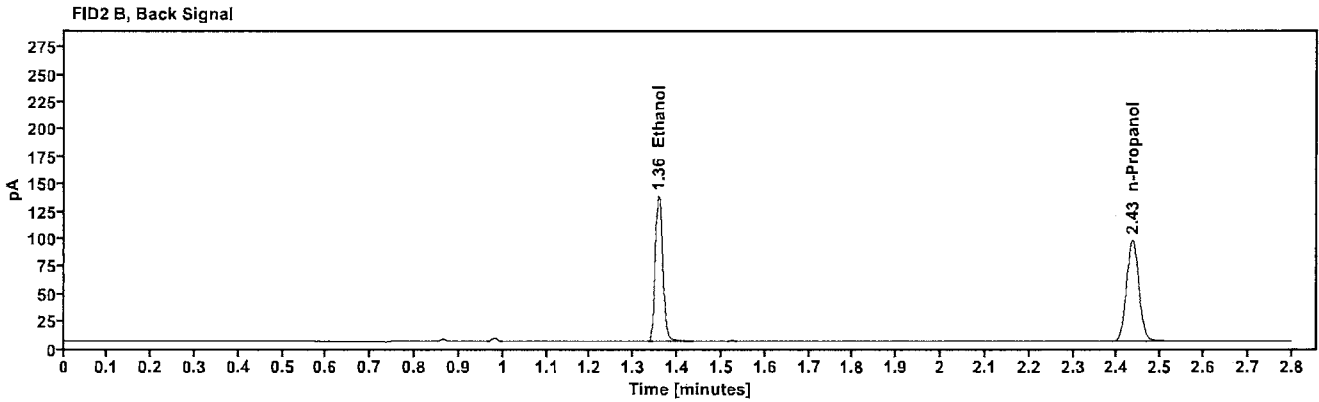
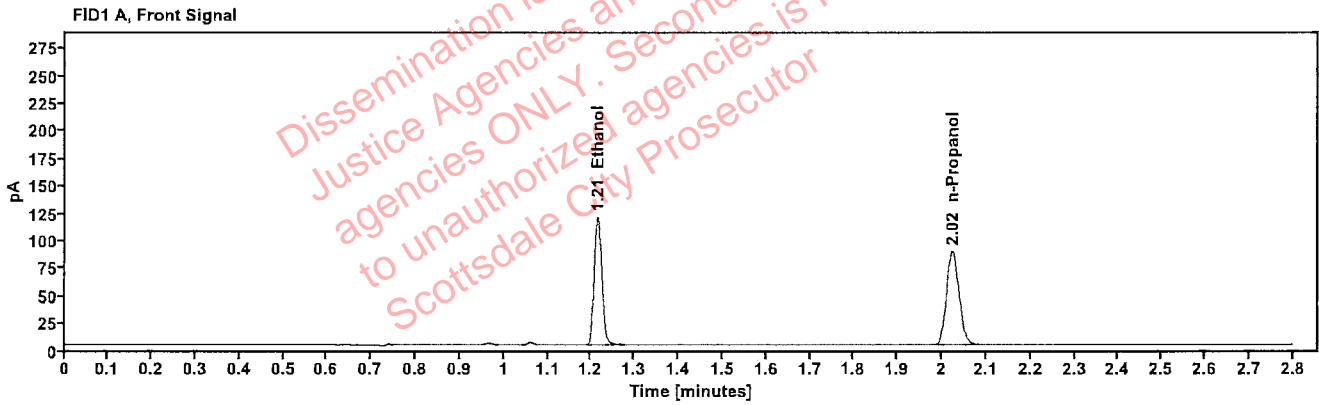


Table 1: FID 1 A (column DB-ALC1)

Compound	Amount (g/100mL)	Time (min)	Peak Area
>Ethanol	0.2253	1.215	148.685
n-Propanol	-----	2.024	171.038

Table 2: FID 2 B (column DB-ALC2)

Compound	Time (min)	Peak Area
Ethanol	1.357	159.356
n-Propanol	2.435	182.588

Scottsdale Police Department Crime Lab Volatiles Analysis

Sample:	2311915-2	Vial:	17
Description:	[REDACTED]	LIMS ID:	[REDACTED]
Method:	ethanol quant.M	Sequence:	27Jun23
Instrument:	US14173023 CN14160045	Injection date:	6/27/2023 5:31:19 PM
Data file:	C:\Chem32\1\Data\27Jun23\17.D	Analyst:	Abbott

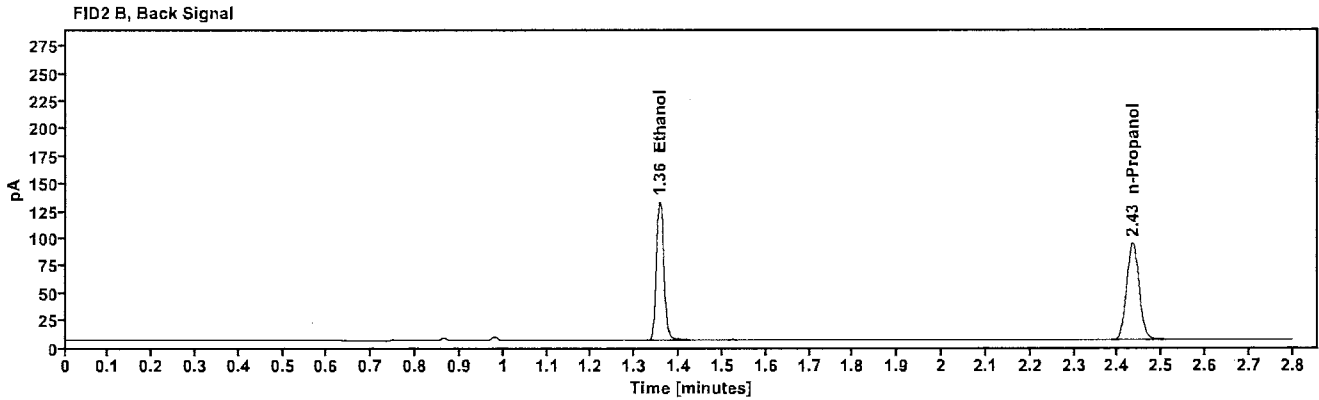
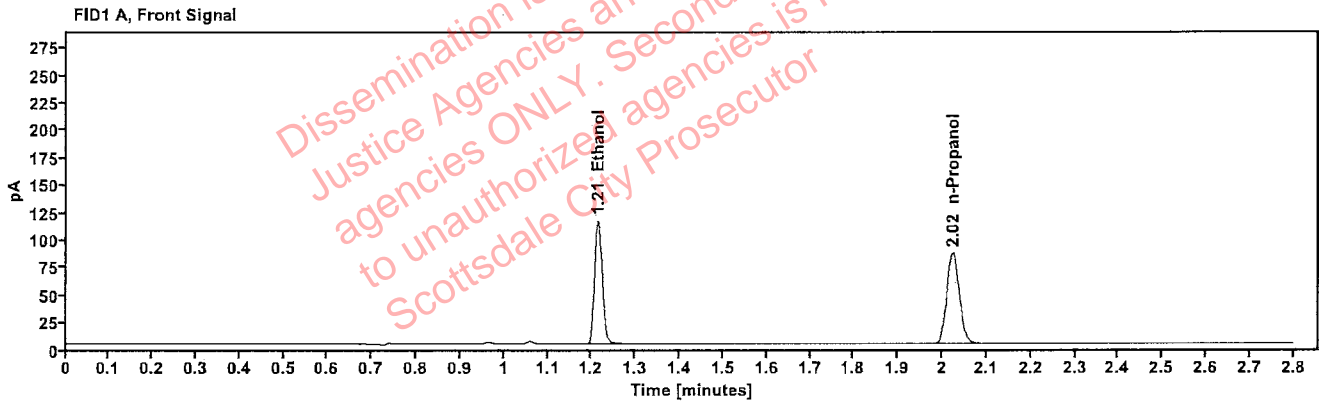


Table 1: FID 1 A (column DB-ALC1)

Compound	Amount (g/100mL)	Time (min)	Peak Area
>Ethanol	0.2245	1.214	143.338
n-Propanol	-----	2.023	165.444

Table 2: FID 2 B (column DB-ALC2)

Compound	Time (min)	Peak Area
Ethanol	1.356	153.879
n-Propanol	2.434	176.799

Scottsdale Police Department Crime Lab Volatiles Analysis

Sample:	2312083-2	Vial:	18
Description:	[REDACTED]	LIMS ID:	[REDACTED]
Method:	ethanol quant.M	Sequence:	27Jun23
Instrument:	US14173023 CN14160045	Injection date:	6/27/2023 5:35:19 PM
Data file:	C:\Chem32\1\Data\27Jun23\18.D	Analyst:	Abbott

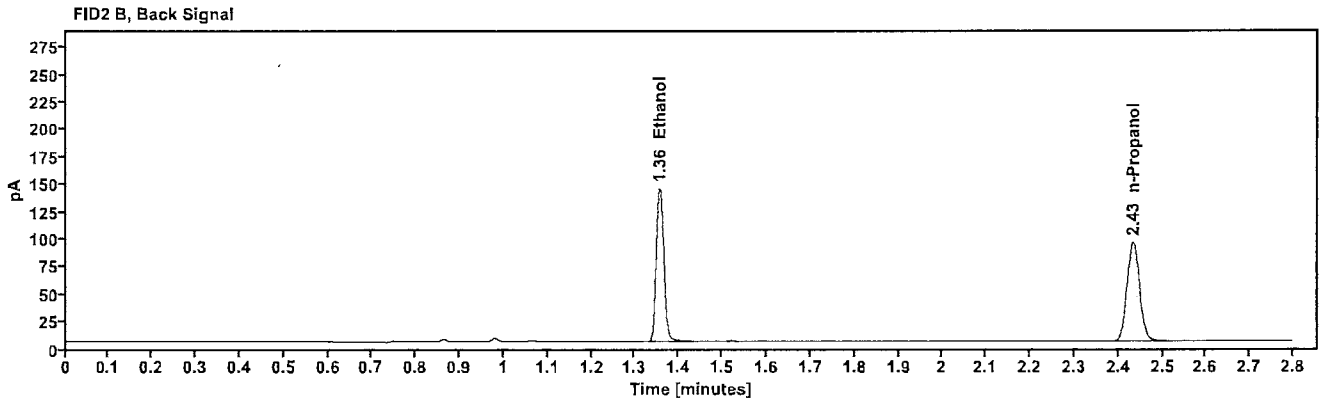
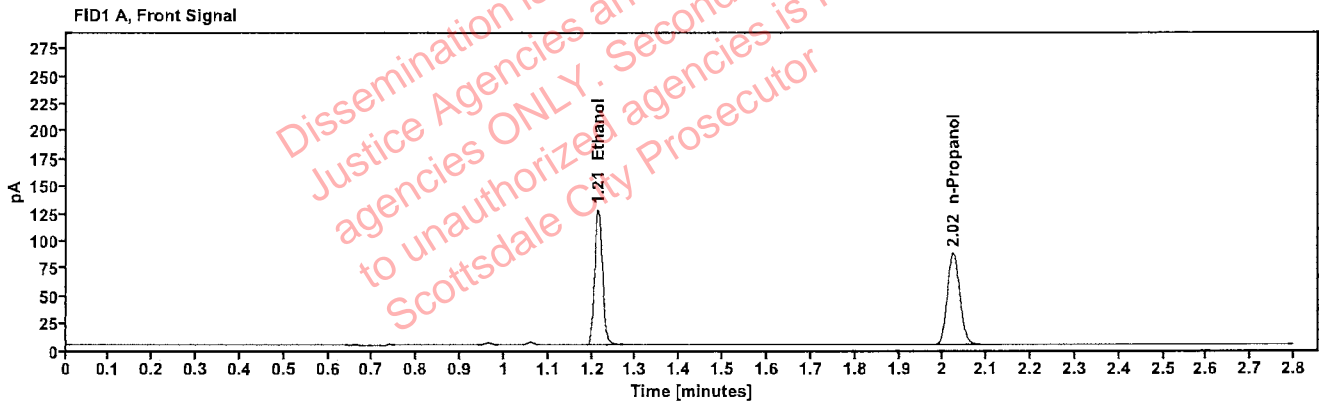


Table 1: FID 1 A (column DB-ALC1)

Compound	Amount (g/100mL)	Time (min)	Peak Area
>Ethanol	0.2429	1.214	157.454
n-Propanol	-----	2.023	168.018

Table 2: FID 2 B (column DB-ALC2)

Compound	Time (min)	Peak Area
Ethanol	1.355	168.962
n-Propanol	2.433	179.379

Scottsdale Police Department Crime Lab Volatiles Analysis

Sample:	2312083-2	Vial:	19
Description:		LIMS ID:	
Method:	ethanol quant.M	Sequence:	27Jun23
Instrument:	US14173023 CN14160045	Injection date:	6/27/2023 5:39:34 PM
Data file:	C:\Chem32\1\Data\27Jun23\19.D	Analyst:	Abbott

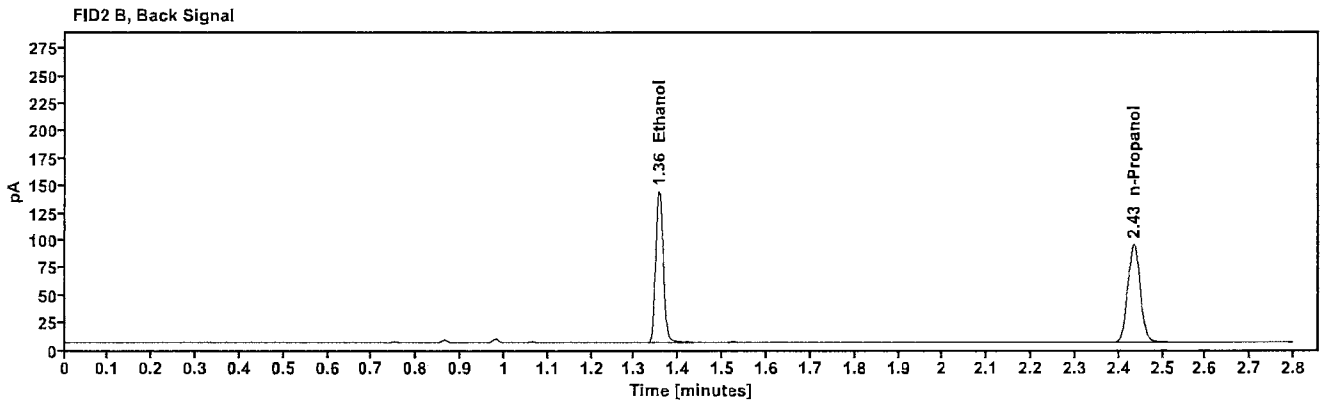
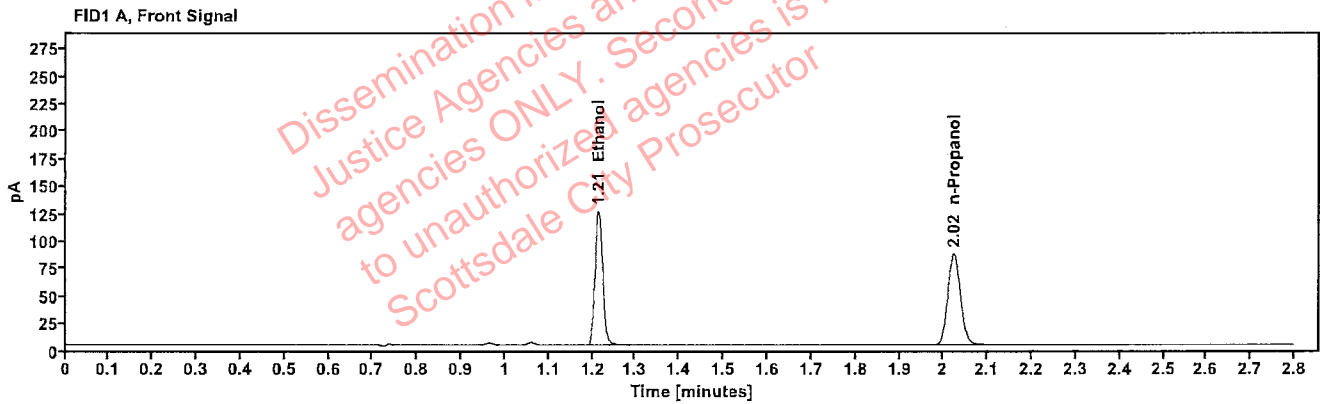


Table 1: FID 1 A (column DB-ALC1)

Compound	Amount (g/100mL)	Time (min)	Peak Area
>Ethanol	0.2424	1.214	156.155
n-Propanol	-----	2.023	166.907

Table 2: FID 2 B (column DB-ALC2)

Compound	Time (min)	Peak Area
Ethanol	1.355	167.456
n-Propanol	2.434	178.337

Scottsdale Police Department Crime Lab Volatiles Analysis

Sample:	2312499-2	Vial:	21
Description:		LIMS ID:	
Method:	ethanol quant.M	Sequence:	27Jun23
Instrument:	US14173023 CN14160045	Injection date:	6/27/2023 5:47:35 PM
Data file:	C:\Chem32\1\Data\27Jun23\21.D	Analyst:	Abbott

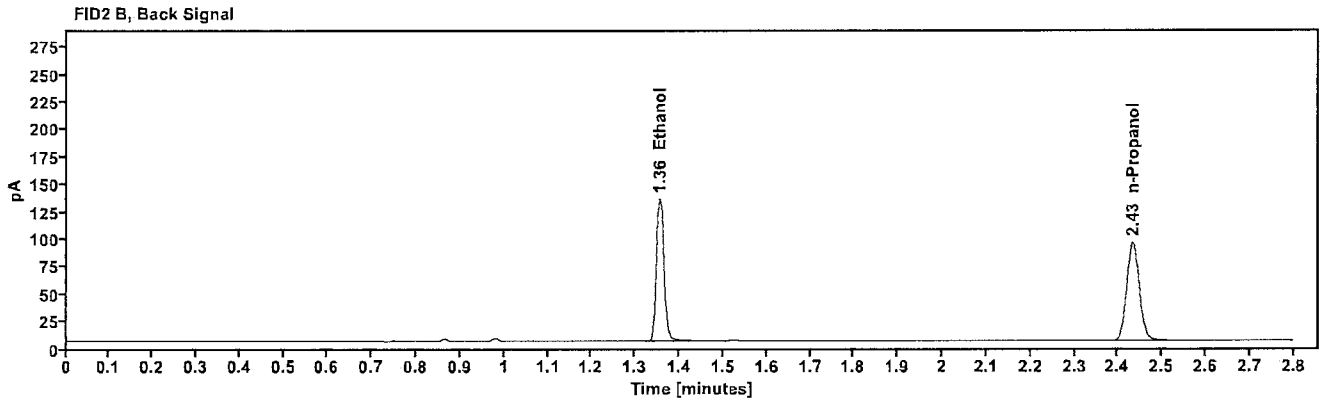
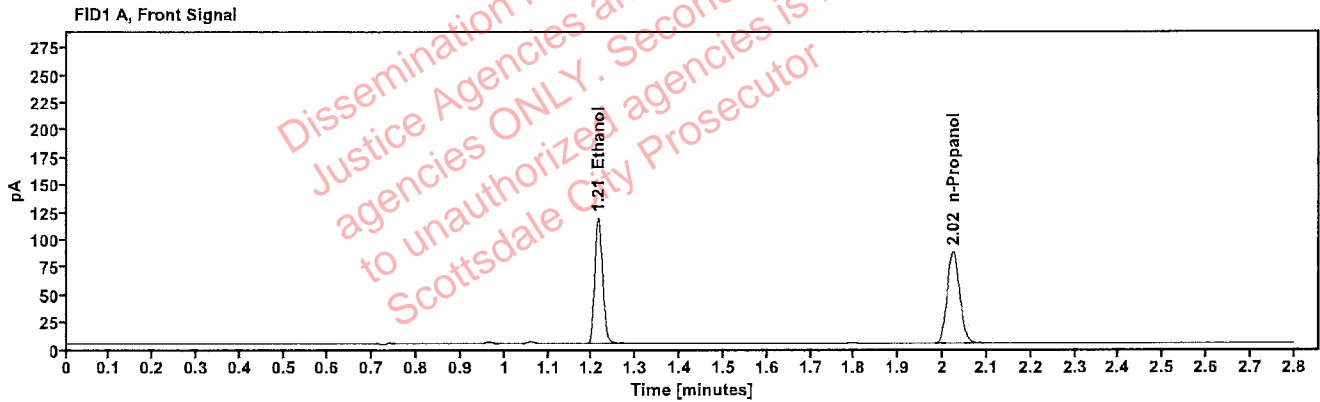


Table 1: FID 1 A (column DB-ALC1)

Compound	Amount (g/100mL)	Time (min)	Peak Area
>Ethanol	0.2265	1.214	146.421
n-Propanol	-----	2.023	167.554

Table 2: FID 2 B (column DB-ALC2)

Compound	Time (min)	Peak Area
Ethanol	1.355	156.994
n-Propanol	2.433	178.858

Scottsdale Police Department Crime Lab Volatiles Analysis

Sample:	2312499-2	Vial:	22
Description:	[REDACTED]	LIMS ID:	[REDACTED]
Method:	ethanol quant.M	Sequence:	27Jun23
Instrument:	US14173023 CN14160045	Injection date:	6/27/2023 5:51:34 PM
Data file:	C:\Chem32\1\Data\27Jun23\22.D	Analyst:	Abbott

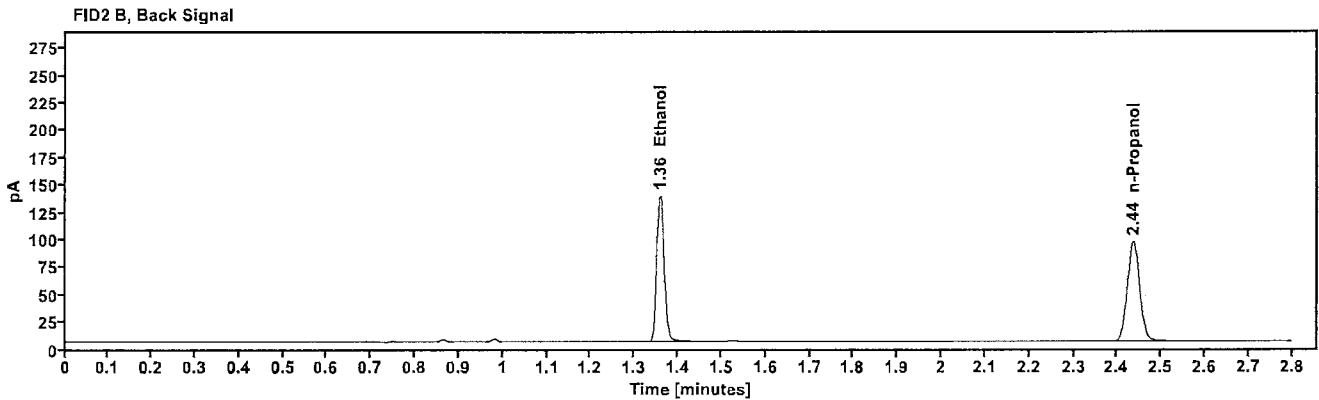
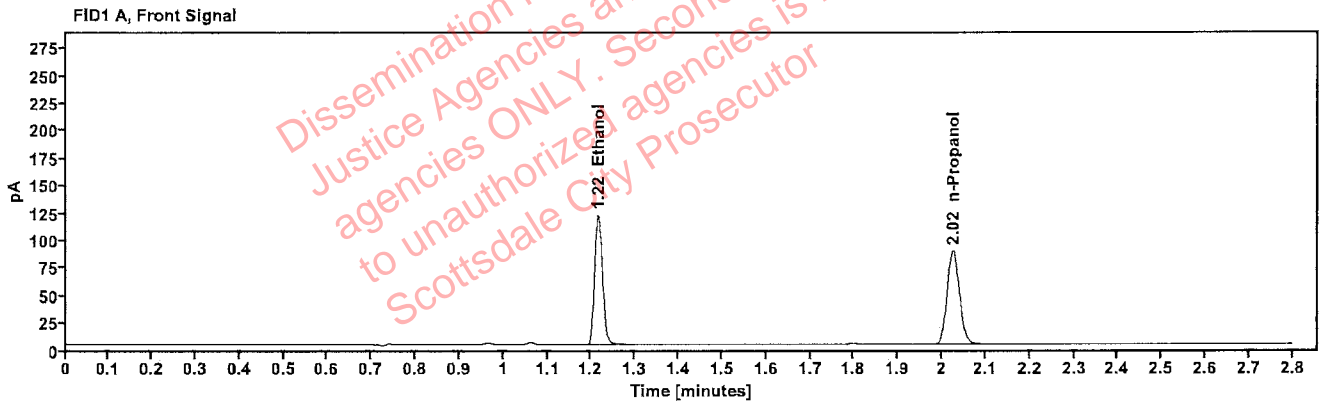


Table 1: FID 1 A (column DB-ALC1)

Compound	Amount (g/100mL)	Time (min)	Peak Area
>Ethanol	0.2302	1.216	150.921
n-Propanol	-----	2.025	169.920

Table 2: FID 2 B (column DB-ALC2)

Compound	Time (min)	Peak Area
Ethanol	1.358	162.258
n-Propanol	2.436	181.342

Scottsdale Police Department Crime Lab Volatiles Analysis

Sample:	1442338	Vial:	23
Description:	[REDACTED]	LIMS ID:	[REDACTED]
Method:	ethanol quant.M	Sequence:	27Jun23
Instrument:	US14173023 CN14160045	Injection date:	6/27/2023 5:55:34 PM
Data file:	C:\Chem32\1\Data\27Jun23\23.D	Analyst:	Abbott

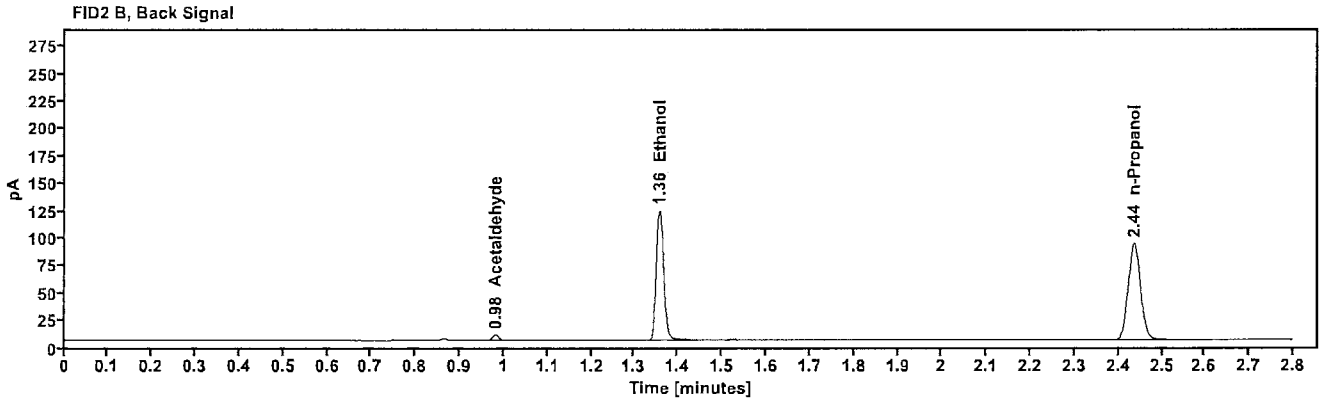
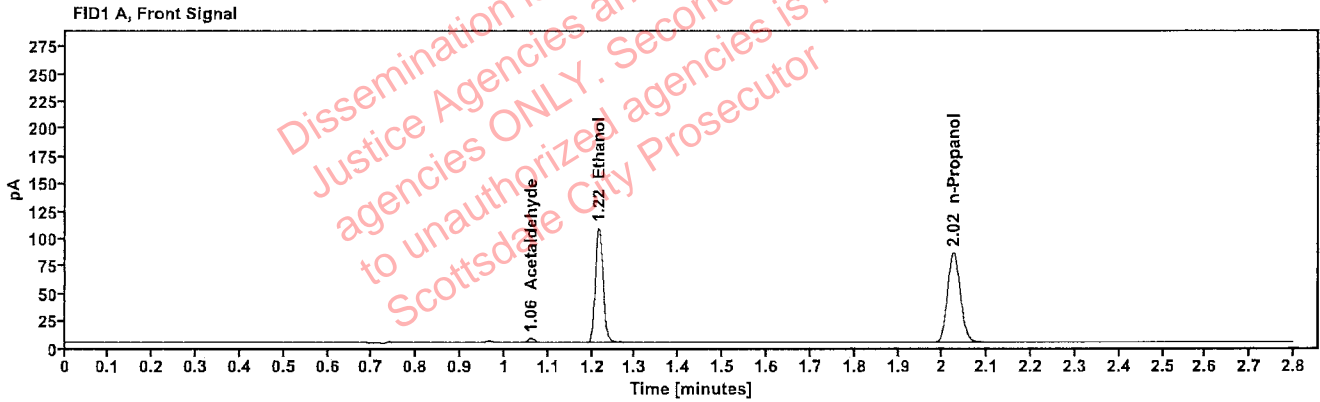


Table 1: FID 1 A (column DB-ALC1)

Compound	Amount (g/100mL)	Time (min)	Peak Area
Acetaldehyde	-----	1.060	4.117
>Ethanol	0.2113	1.215	133.591
n-Propanol	-----	2.025	163.881

Table 2: FID 2 B (column DB-ALC2)

Compound	Time (min)	Peak Area
Acetaldehyde	0.981	4.527
Ethanol	1.358	143.313
n-Propanol	2.436	175.363

Scottsdale Police Department Crime Lab Volatiles Analysis

Sample:	1442338	Vial:	24
Description:		LIMS ID:	
Method:	ethanol quant.M	Sequence:	27Jun23
Instrument:	US14173023 CN14160045	Injection date:	6/27/2023 5:59:34 PM
Data file:	C:\Chem32\1\Data\27Jun23\24.D	Analyst:	Abbott

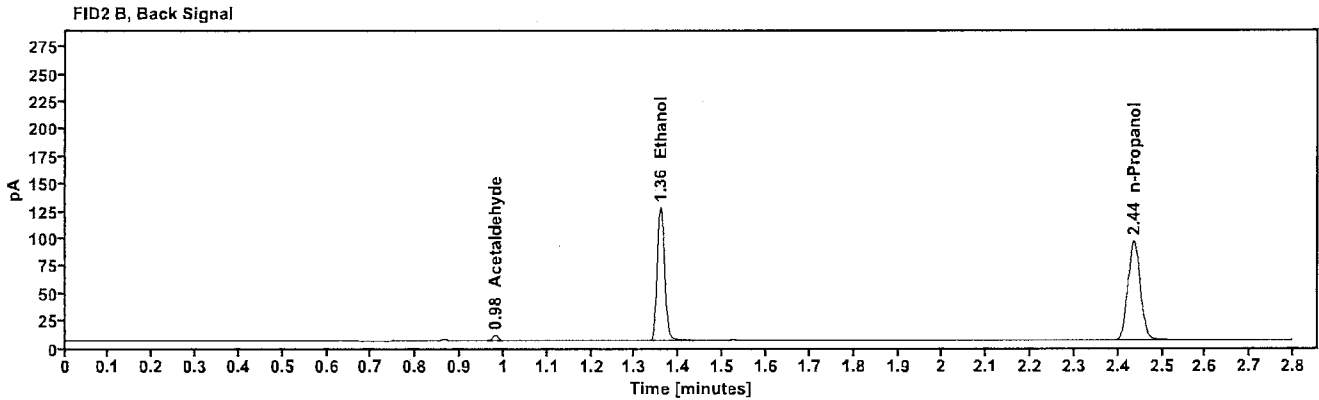
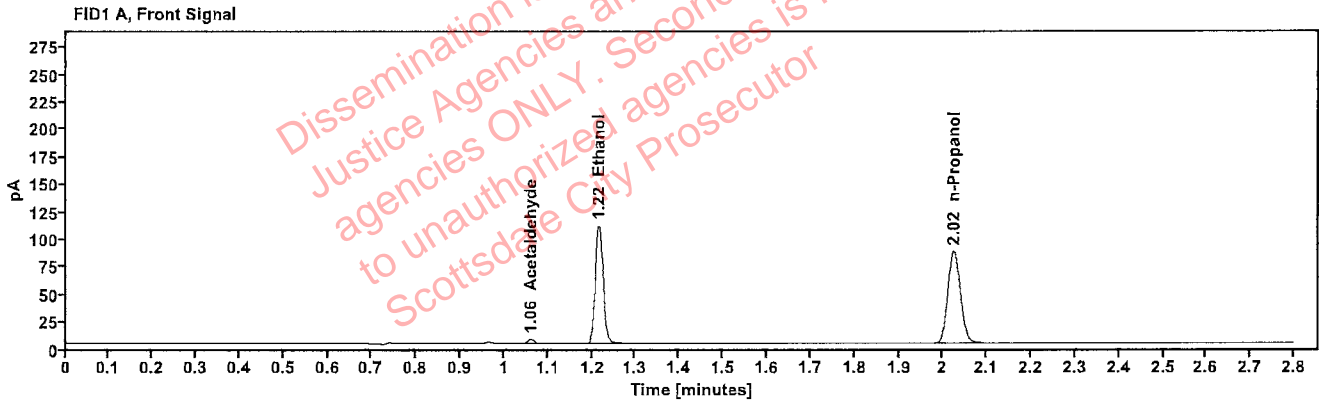


Table 1: FID 1 A (column DB-ALC1)

Compound	Amount (g/100mL)	Time (min)	Peak Area
Acetaldehyde	-----	1.060	4.173
>Ethanol	0.2118	1.216	137.336
n-Propanol	-----	2.025	168.056

Table 2: FID 2 B (column DB-ALC2)

Compound	Time (min)	Peak Area
Acetaldehyde	0.981	4.560
Ethanol	1.358	147.060
n-Propanol	2.436	179.834

Scottsdale Police Department Crime Lab Volatiles Analysis

Sample:	2312077-1	Vial:	25
Description:		LIMS ID:	
Method:	ethanol quant.M	Sequence:	27Jun23
Instrument:	US14173023 CN14160045	Injection date:	6/27/2023 6:03:49 PM
Data file:	C:\Chem32\1\Data\27Jun23\25.D	Analyst:	Abbott

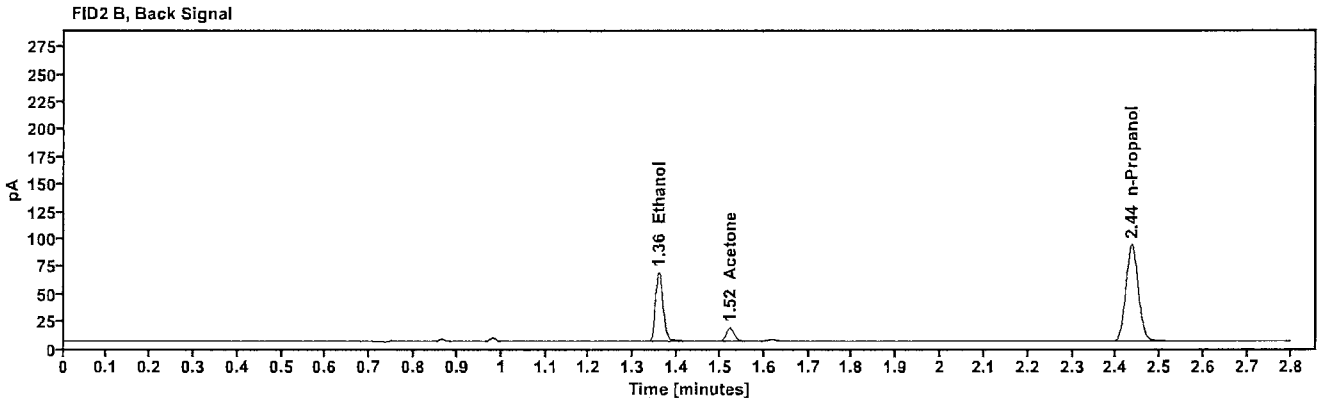
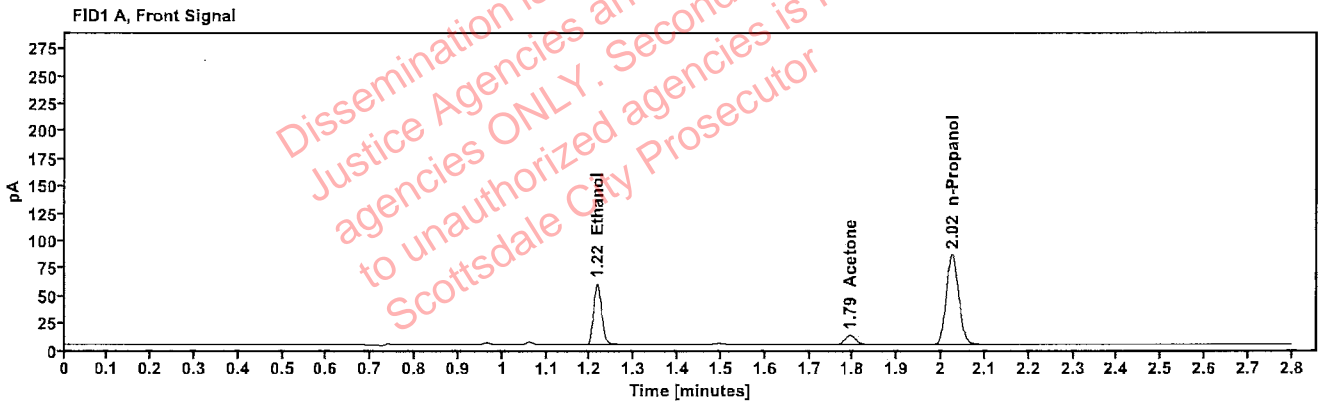


Table 1: FID 1 A (column DB-ALC1)

Compound	Amount (g/100mL)	Time (min)	Peak Area
>Ethanol	0.1131	1.216	71.700
Acetone	----	1.793	14.906
n-Propanol	----	2.025	164.448

Table 2: FID 2 B (column DB-ALC2)

Compound	Time (min)	Peak Area
Ethanol	1.358	76.573
Acetone	1.522	15.987
n-Propanol	2.436	175.650

Scottsdale Police Department Crime Lab Volatiles Analysis

Sample:	2312077-1	Vial:	26
Description:		LIMS ID:	
Method:	ethanol quant.M	Sequence:	27Jun23
Instrument:	US14173023 CN14160045	Injection date:	6/27/2023 6:07:49 PM
Data file:	C:\Chem32\1\Data\27Jun23\26.D	Analyst:	Abbott

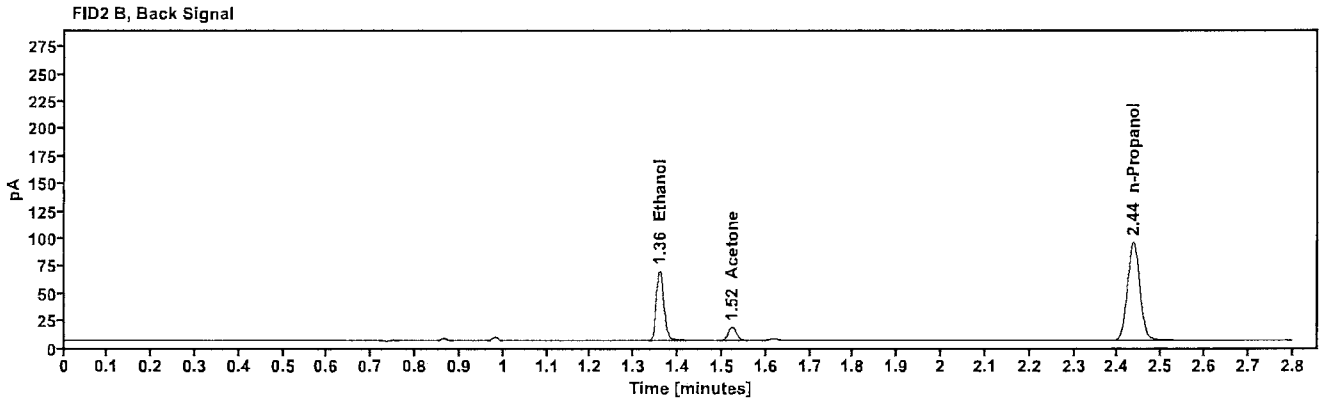
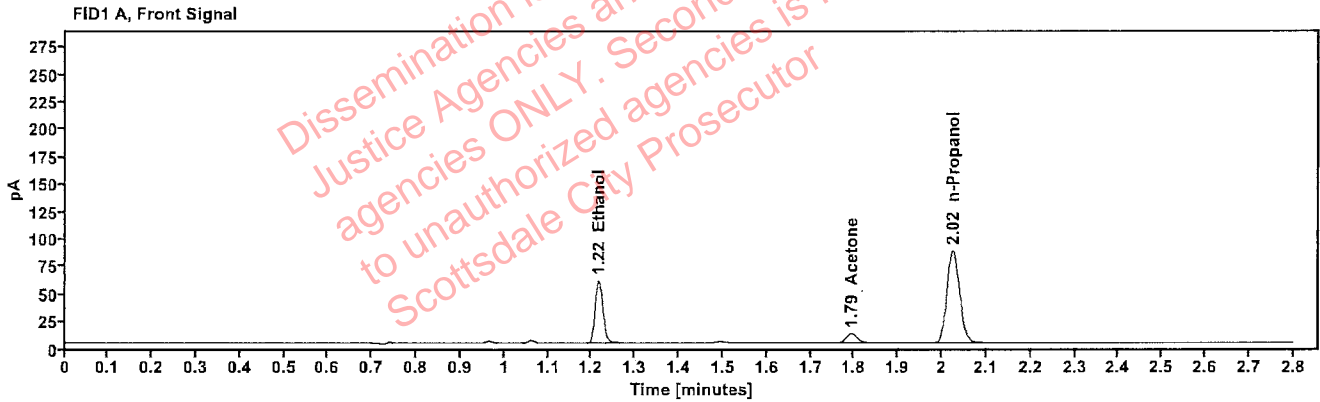


Table 1: FID 1 A (column DB-ALC1)

Compound	Amount (g/100mL)	Time (min)	Peak Area
>Ethanol	0.1131	1.216	73.082
Acetone	-----	1.793	15.079
n-Propanol	-----	2.025	167.618

Table 2: FID 2 B (column DB-ALC2)

Compound	Time (min)	Peak Area
Ethanol	1.358	78.083
Acetone	1.522	16.188
n-Propanol	2.436	179.011

Scottsdale Police Department Crime Lab Volatiles Analysis

Sample:	2312211-2	Vial:	27
Description:	[REDACTED]	LIMS ID:	[REDACTED]
Method:	ethanol quant.M	Sequence:	27Jun23
Instrument:	US14173023 CN14160045	Injection date:	6/27/2023 6:11:49 PM
Data file:	C:\Chem32\1\Data\27Jun23\27.D	Analyst:	Abbott

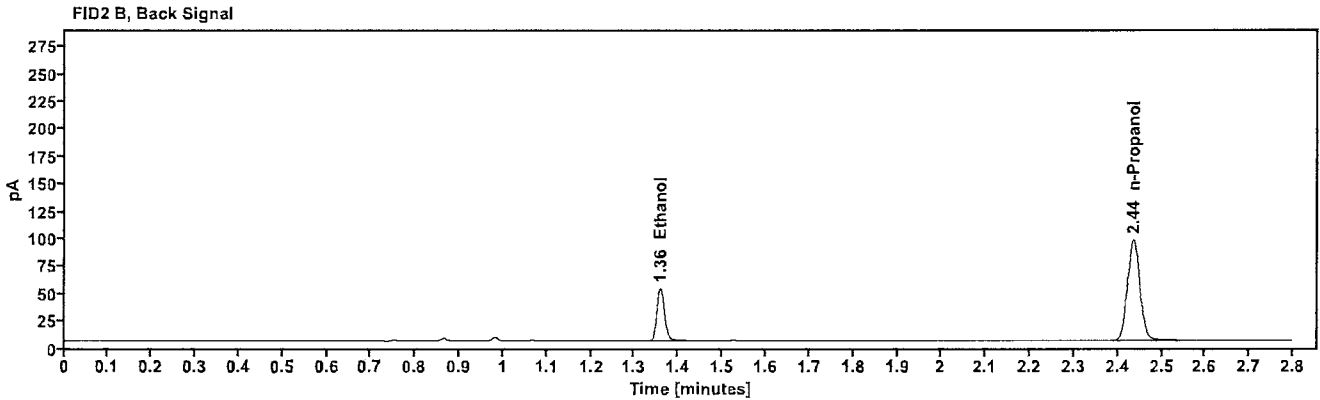
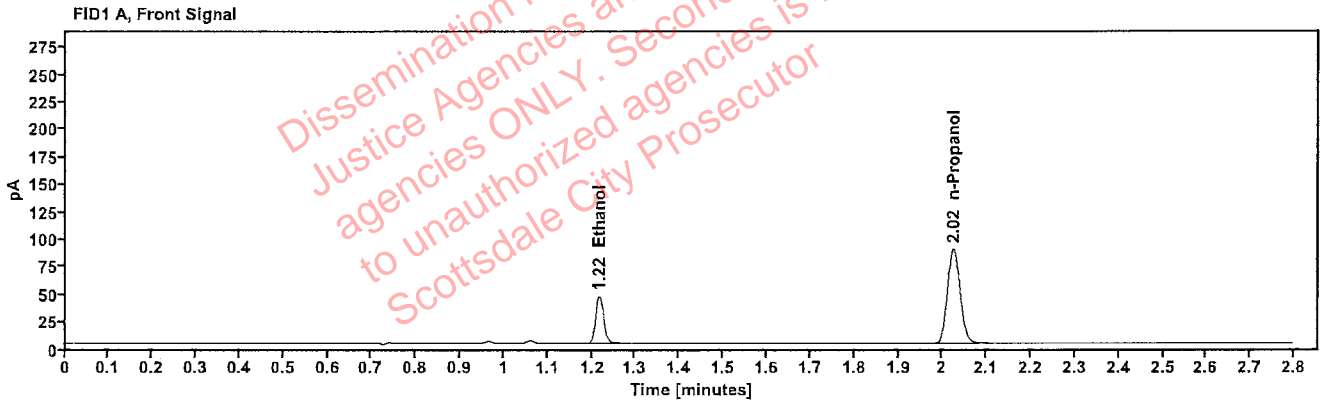


Table 1: FID 1 A (column DB-ALC1)

Compound	Amount (g/100mL)	Time (min)	Peak Area
>Ethanol	0.0835	1.216	55.149
n-Propanol	---	2.025	171.365

Table 2: FID 2 B (column DB-ALC2)

Compound	Time (min)	Peak Area
Ethanol	1.359	58.861
n-Propanol	2.436	183.104

Scottsdale Police Department Crime Lab Volatiles Analysis

Sample:	2312211-2	Vial:	28
Description:		LIMS ID:	
Method:	ethanol quant.M	Sequence:	27Jun23
Instrument:	US14173023 CN14160045	Injection date:	6/27/2023 6:15:49 PM
Data file:	C:\Chem32\1\Data\27Jun23\28.D	Analyst:	Abbott

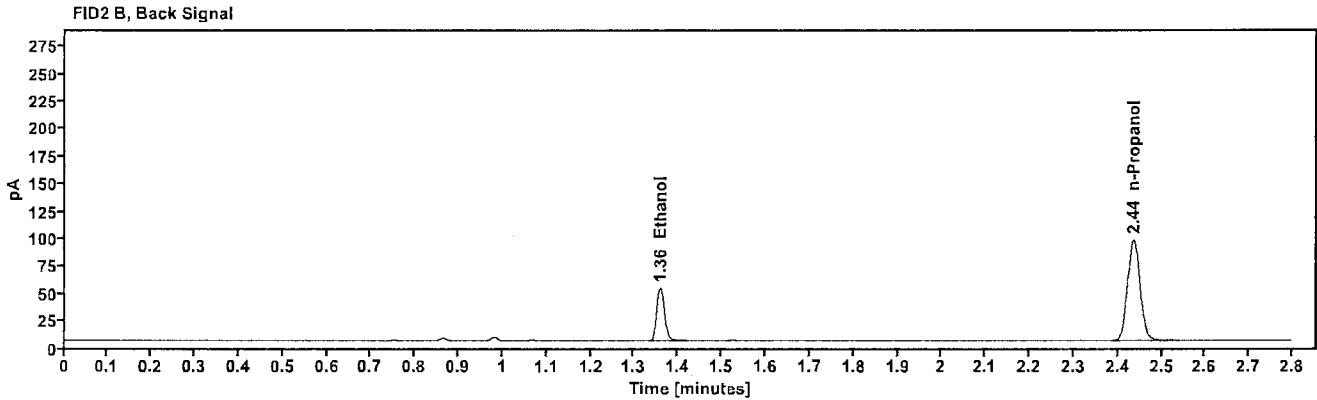
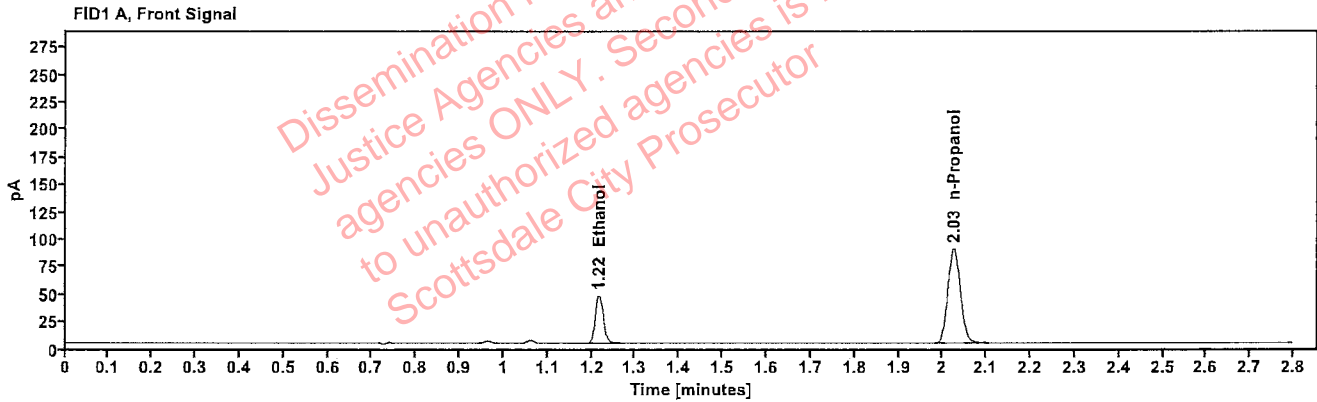


Table 1: FID 1 A (column DB-ALC1)

Compound	Amount (g/100mL)	Time (min)	Peak Area
>Ethanol	0.0836	1.216	55.450
n-Propanol	-----	2.025	172.221

Table 2: FID 2 B (column DB-ALC2)

Compound	Time (min)	Peak Area
Ethanol	1.359	59.159
n-Propanol	2.436	184.127

Scottsdale Police Department Crime Lab Volatiles Analysis

Sample:	2312498-2	Vial:	29
Description:		LIMS ID:	
Method:	ethanol quant.M	Sequence:	27Jun23
Instrument:	US14173023 CN14160045	Injection date:	6/27/2023 6:19:49 PM
Data file:	C:\Chem32\1\Data\27Jun23\29.D	Analyst:	Abbott

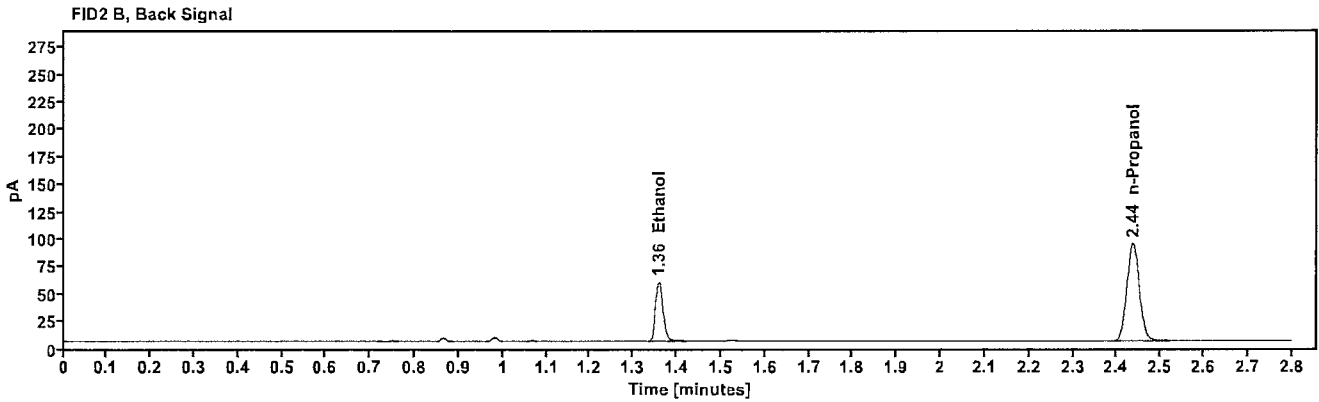
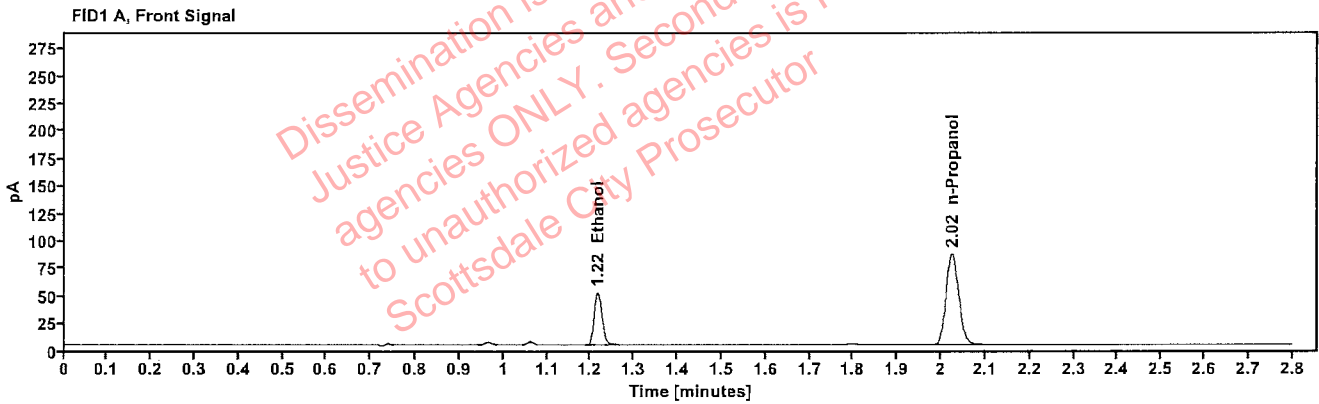


Table 1: FID 1 A (column DB-ALC1)

Compound	Amount (g/100mL)	Time (min)	Peak Area
>Ethanol	0.0967	1.216	61.748
n-Propanol	-----	2.025	165.683

Table 2: FID 2 B (column DB-ALC2)

Compound	Time (min)	Peak Area
Ethanol	1.358	65.899
n-Propanol	2.436	177.023

Scottsdale Police Department Crime Lab Volatiles Analysis

Sample:	2312498-2	Vial:	30
Description:	[REDACTED]	LIMS ID:	[REDACTED]
Method:	ethanol quant.M	Sequence:	27Jun23
Instrument:	US14173023 CN14160045	Injection date:	6/27/2023 6:23:49 PM
Data file:	C:\Chem32\1\Data\27Jun23\30.D	Analyst:	Abbott

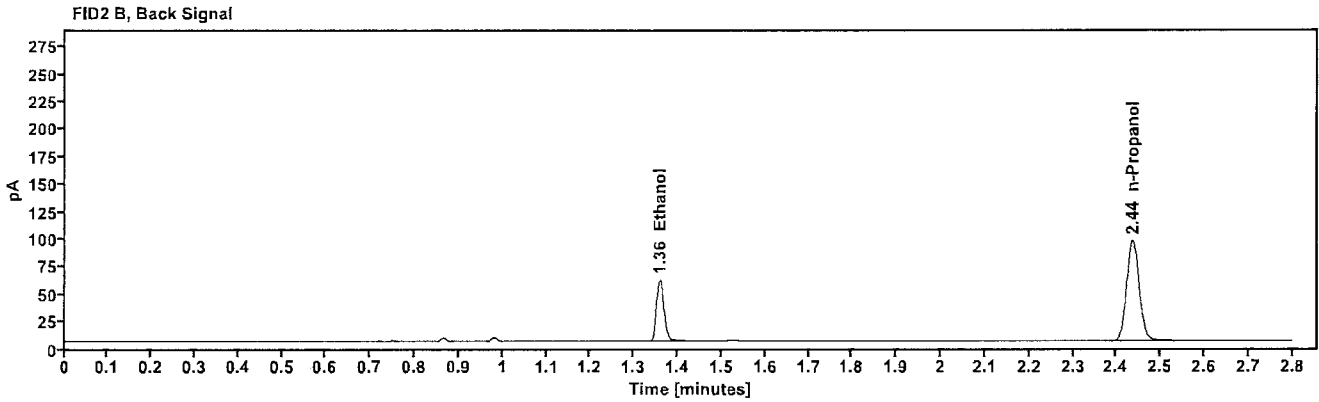
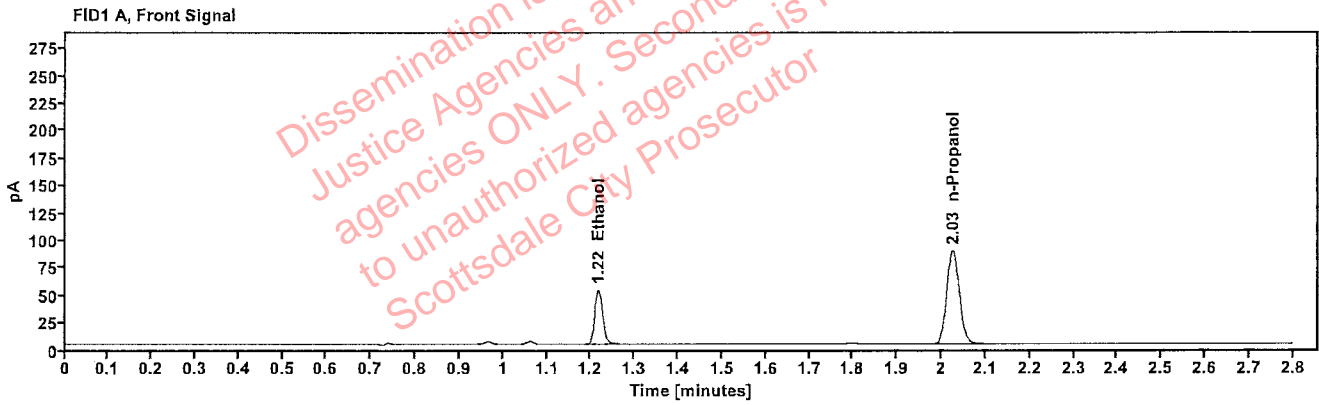


Table 1: FID 1 A (column DB-ALC1)

Compound	Amount (g/100mL)	Time (min)	Peak Area
>Ethanol	0.0975	1.217	64.129
n-Propanol	---	2.025	170.676

Table 2: FID 2 B (column DB-ALC2)

Compound	Time (min)	Peak Area
Ethanol	1.359	68.496
n-Propanol	2.436	182.464

Scottsdale Police Department Crime Lab Volatiles Analysis

Sample:	2312084-2	Vial:	32
Description:		LIMS ID:	
Method:	ethanol quant.M	Sequence:	27Jun23
Instrument:	US14173023 CN14160045	Injection date:	6/27/2023 6:32:05 PM
Data file:	C:\Chem32\1\Data\27Jun23\32.D	Analyst:	Abbott

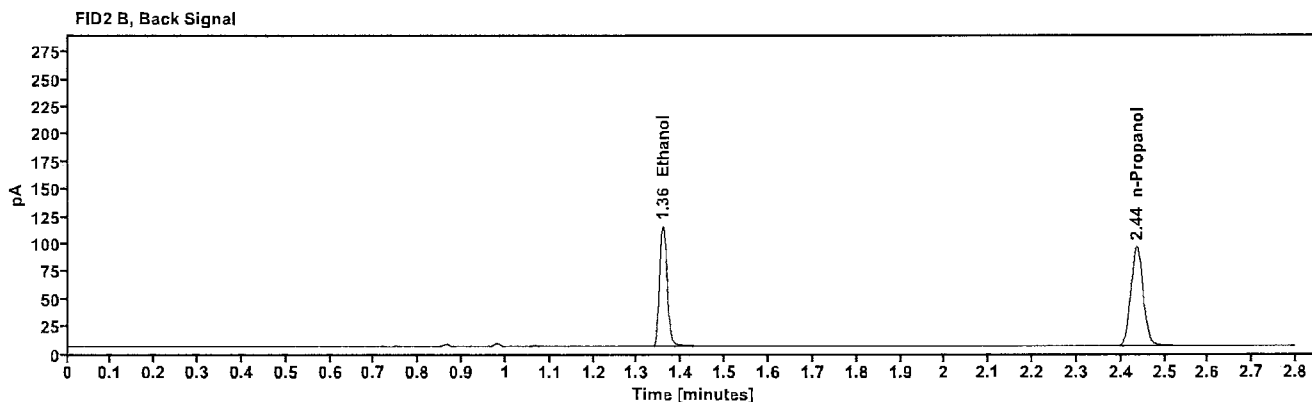
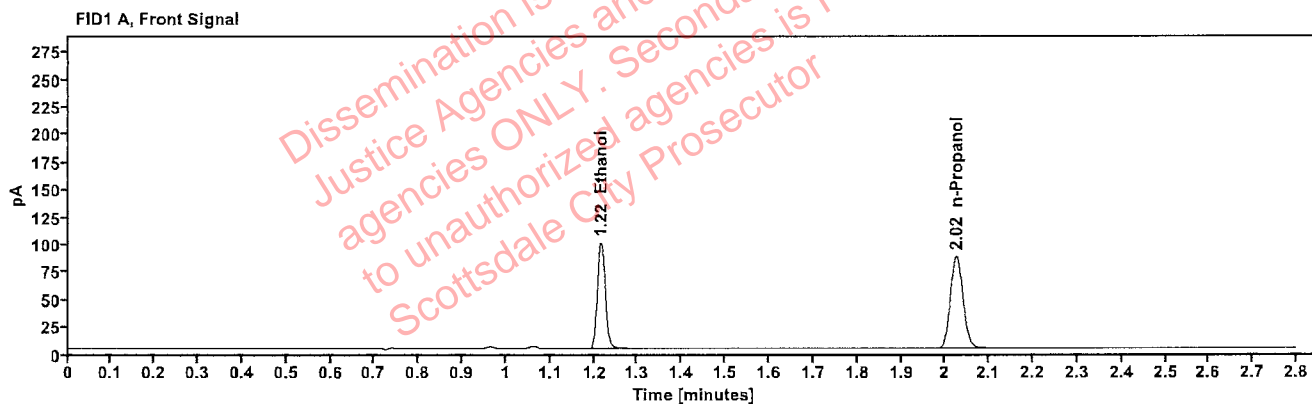


Table 1: FID 1 A (column DB-ALC1)

Compound	Amount (g/100mL)	Time (min)	Peak Area
>Ethanol	0.1908	1.216	123.738
n-Propanol	-----	2.025	168.133

Table 2: FID 2 B (column DB-ALC2)

Compound	Time (min)	Peak Area
Ethanol	1.358	132.581
n-Propanol	2.436	179.651

Scottsdale Police Department Crime Lab Volatiles Analysis

Sample:	2312084-2	Vial:	33
Description:		LIMS ID:	
Method:	ethanol quant.M	Sequence:	27Jun23
Instrument:	US14173023 CN14160045	Injection date:	6/27/2023 6:36:04 PM
Data file:	C:\Chem32\1\Data\27Jun23\33.D	Analyst:	Abbott

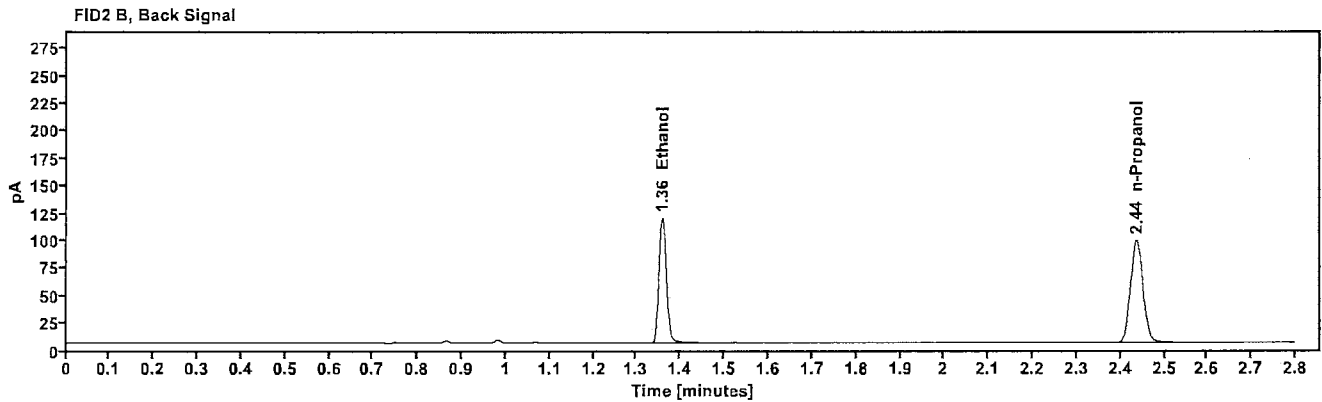
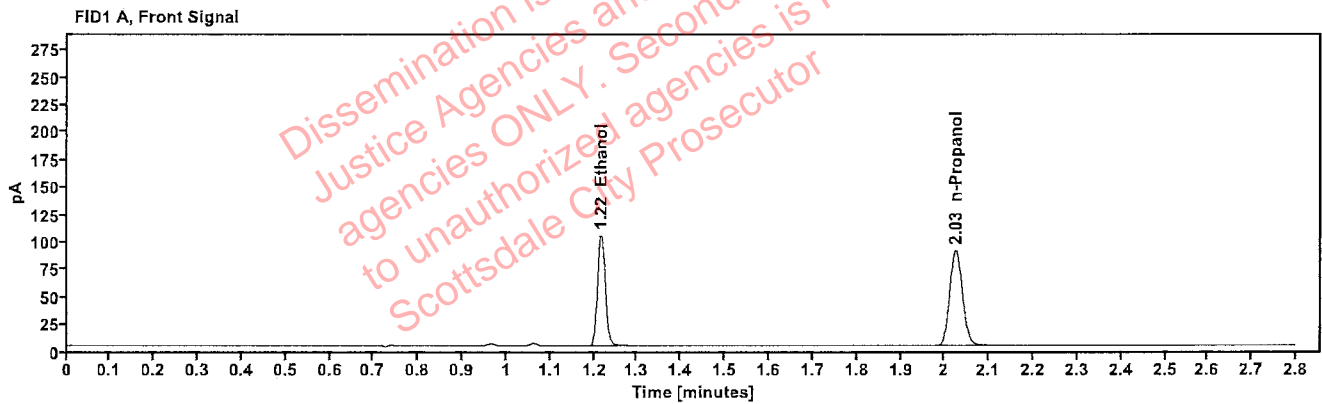


Table 1: FID 1 A (column DB-ALC1)

Compound	Amount (g/100mL)	Time (min)	Peak Area
>Ethanol	0.1926	1.216	128.794
n-Propanol	-----	2.025	173.338

Table 2: FID 2 B (column DB-ALC2)

Compound	Time (min)	Peak Area
Ethanol	1.358	138.083
n-Propanol	2.436	185.264

Scottsdale Police Department Crime Lab Volatiles Analysis

Sample:	2312634-2	Vial:	34
Description:	[REDACTED]	LIMS ID:	[REDACTED]
Method:	ethanol quant.M	Sequence:	27Jun23
Instrument:	US14173023 CN14160045	Injection date:	6/27/2023 6:40:04 PM
Data file:	C:\Chem32\1\Data\27Jun23\34.D	Analyst:	Abbott

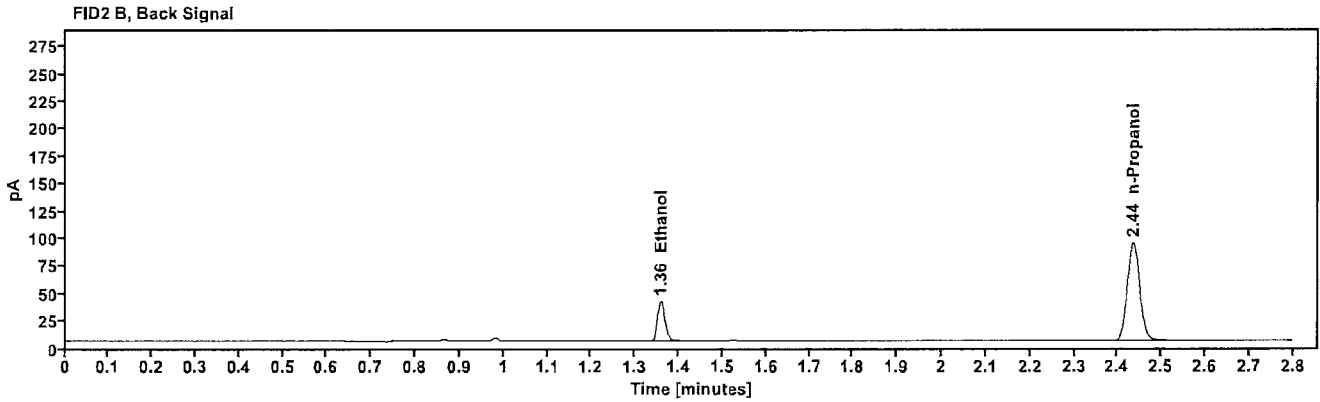
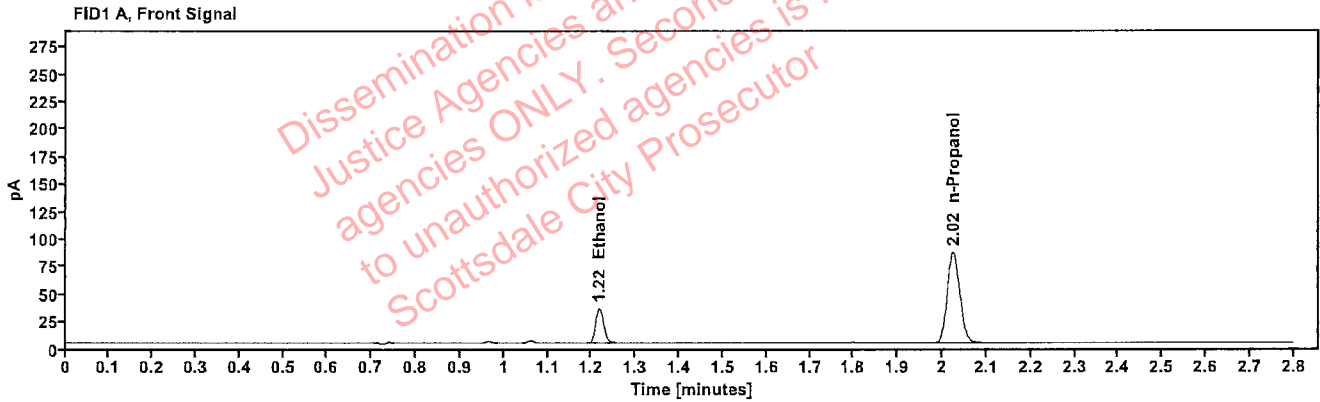


Table 1: FID 1 A (column DB-ALC1)

Compound	Amount (g/100mL)	Time (min)	Peak Area
>Ethanol	0.0646	1.217	41.234
n-Propanol	---	2.025	165.743

Table 2: FID 2 B (column DB-ALC2)

Compound	Time (min)	Peak Area
Ethanol	1.359	44.250
n-Propanol	2.436	177.197

Scottsdale Police Department Crime Lab Volatiles Analysis

Sample:	2312634-2	Vial:	35
Description:		LIMS ID:	
Method:	ethanol quant.M	Sequence:	27Jun23
Instrument:	US14173023 CN14160045	Injection date:	6/27/2023 6:44:04 PM
Data file:	C:\Chem32\1\Data\27Jun23\35.D	Analyst:	Abbott

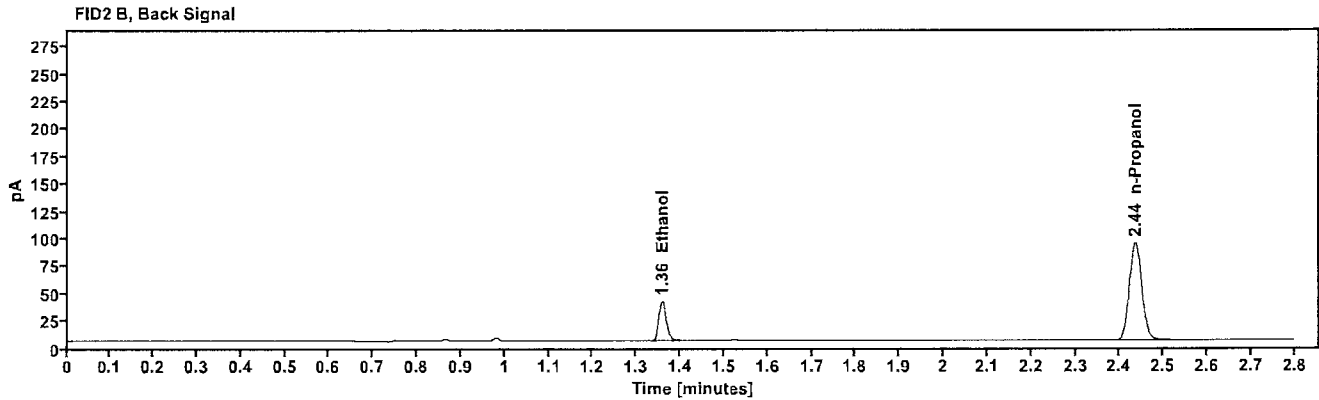
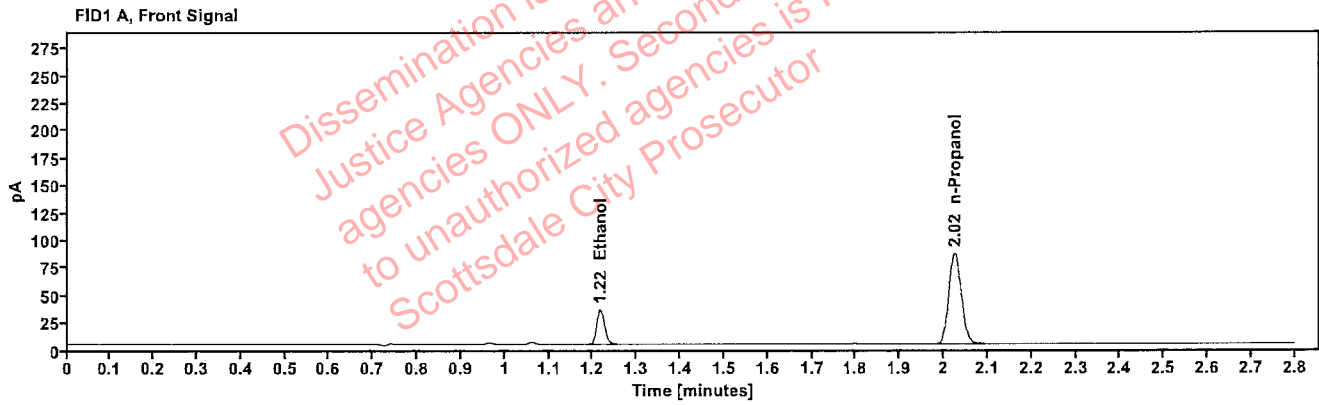


Table 1: FID 1 A (column DB-ALC1)

Compound	Amount (g/100mL)	Time (min)	Peak Area
>Ethanol	0.0646	1.217	41.194
n-Propanol	-----	2.025	165.681

Table 2: FID 2 B (column DB-ALC2)

Compound	Time (min)	Peak Area
Ethanol	1.359	43.845
n-Propanol	2.436	177.103

Scottsdale Police Department Crime Lab Volatiles Analysis

Sample:	2312576-2	Vial:	36
Description:	[REDACTED]	LIMS ID:	[REDACTED]
Method:	ethanol quant.M	Sequence:	27Jun23
Instrument:	US14173023 CN14160045	Injection date:	6/27/2023 6:48:04 PM
Data file:	C:\Chem32\1\Data\27Jun23\36.D	Analyst:	Abbott

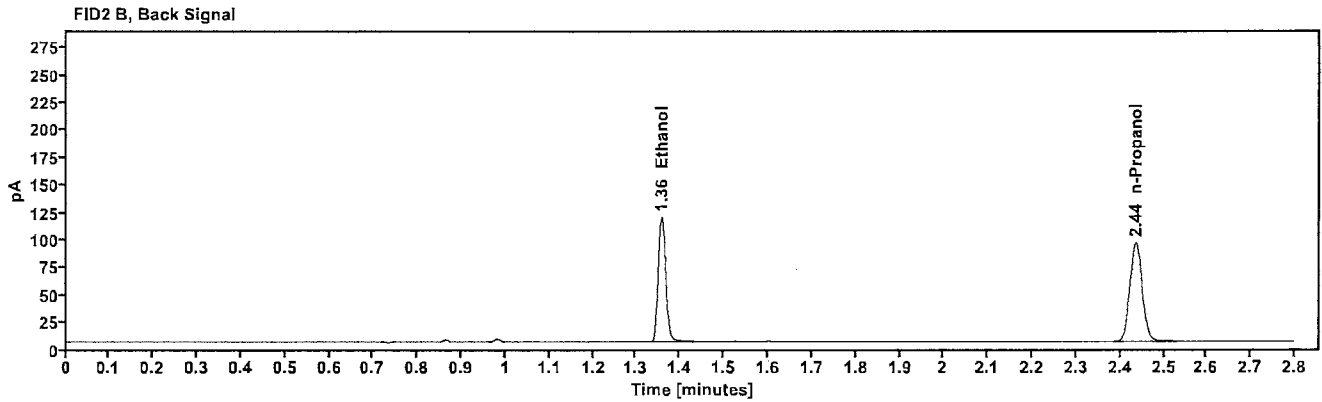
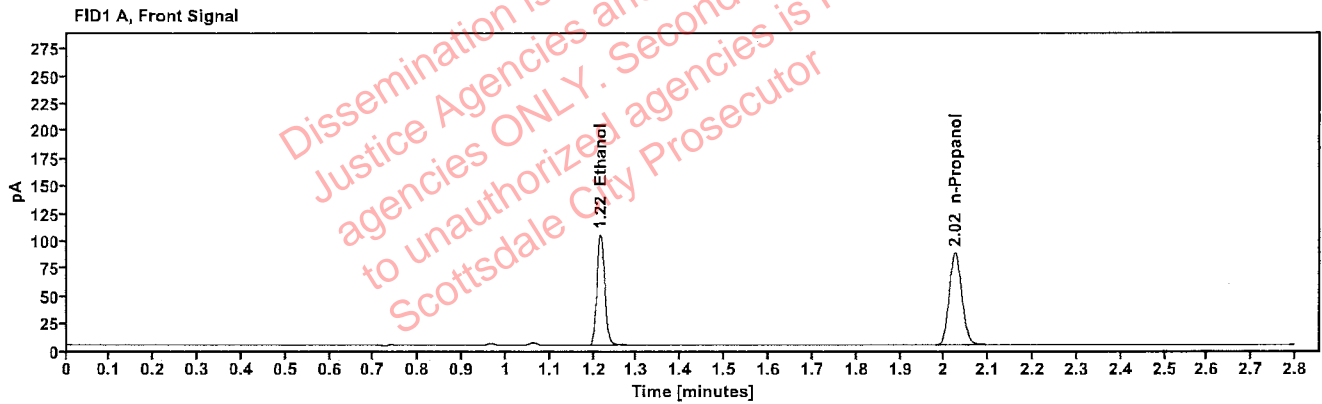


Table 1: FID 1 A (column DB-ALC1)

Compound	Amount (g/100mL)	Time (min)	Peak Area
>Ethanol	0.1985	1.215	128.644
n-Propanol	---	2.025	167.959

Table 2: FID 2 B (column DB-ALC2)

Compound	Time (min)	Peak Area
Ethanol	1.358	138.004
n-Propanol	2.436	179.585

Scottsdale Police Department Crime Lab Volatiles Analysis

Sample:	2312576-2	Vial:	37
Description:	[REDACTED]	LIMS ID:	[REDACTED]
Method:	ethanol quant.M	Sequence:	27Jun23
Instrument:	US14173023 CN14160045	Injection date:	6/27/2023 6:52:19 PM
Data file:	C:\Chem32\1\Data\27Jun23\37.D	Analyst:	Abbott

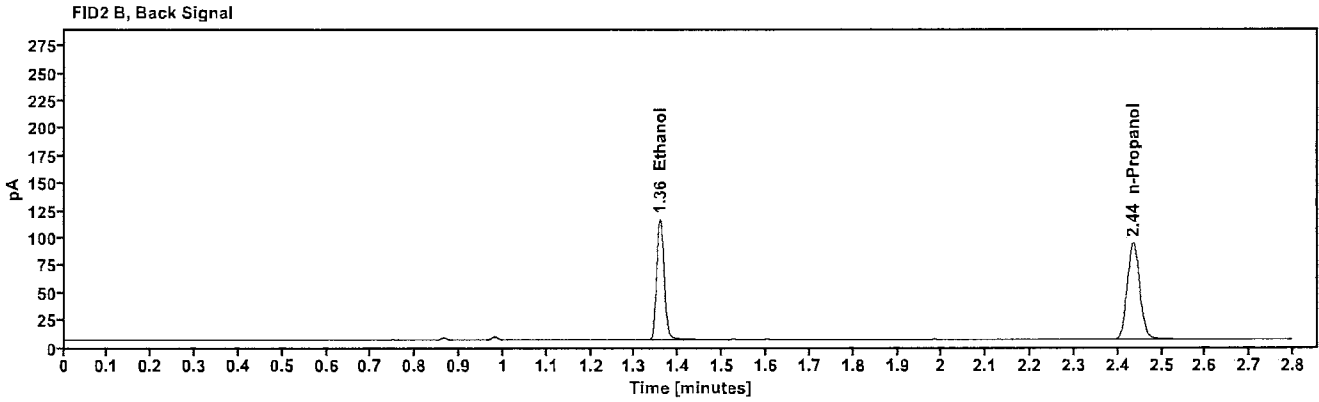
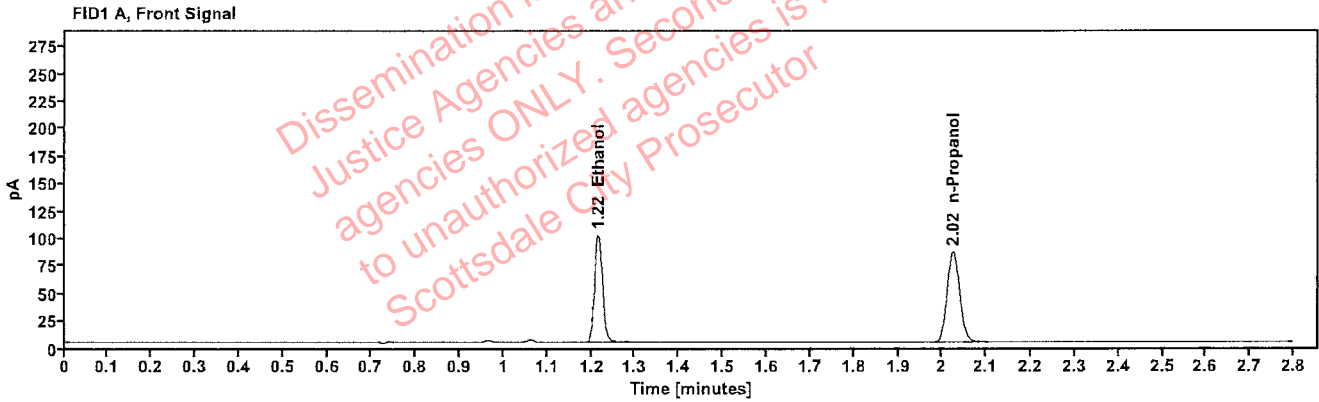


Table 1: FID 1 A (column DB-ALC1)

Compound	Amount (g/100mL)	Time (min)	Peak Area
>Ethanol	0.1974	1.215	124.990
n-Propanol	-----	2.024	164.122

Table 2: FID 2 B (column DB-ALC2)

Compound	Time (min)	Peak Area
Ethanol	1.357	133.817
n-Propanol	2.435	175.493

Scottsdale Police Department Crime Lab Volatiles Analysis

Sample:	2312775-2	Vial:	38
Description:	[REDACTED]	LIMS ID:	[REDACTED]
Method:	ethanol quant.M	Sequence:	27Jun23
Instrument:	US14173023 CN14160045	Injection date:	6/27/2023 6:56:19 PM
Data file:	C:\Chem32\1\Data\27Jun23\38.D	Analyst:	Abbott

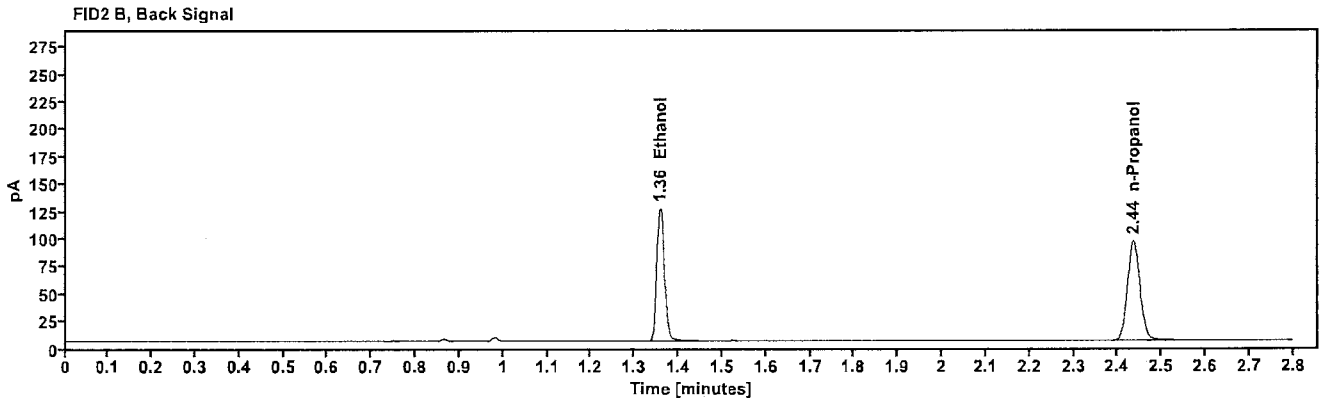
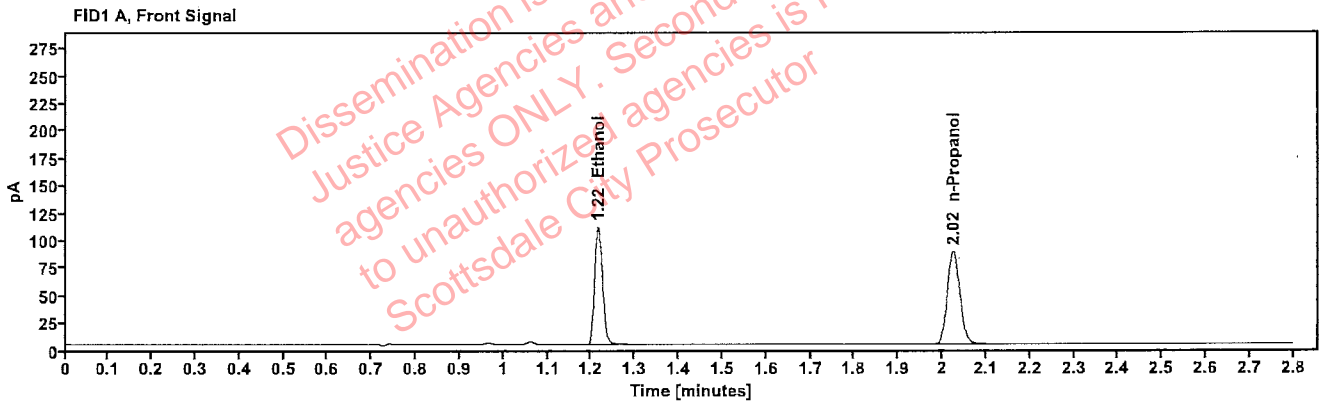


Table 1: FID 1 A (column DB-ALC1)

Compound	Amount (g/100mL)	Time (min)	Peak Area
>Ethanol	0.2104	1.216	137.415
n-Propanol	-----	2.025	169.303

Table 2: FID 2 B (column DB-ALC2)

Compound	Time (min)	Peak Area
Ethanol	1.358	147.273
n-Propanol	2.436	180.641

Scottsdale Police Department Crime Lab Volatiles Analysis

Sample:	2312775-2	Vial:	39
Description:	[REDACTED]	LIMS ID:	[REDACTED]
Method:	ethanol quant.M	Sequence:	27Jun23
Instrument:	US14173023 CN14160045	Injection date:	6/27/2023 7:00:19 PM
Data file:	C:\Chem32\1\Data\27Jun23\39.D	Analyst:	Abbott

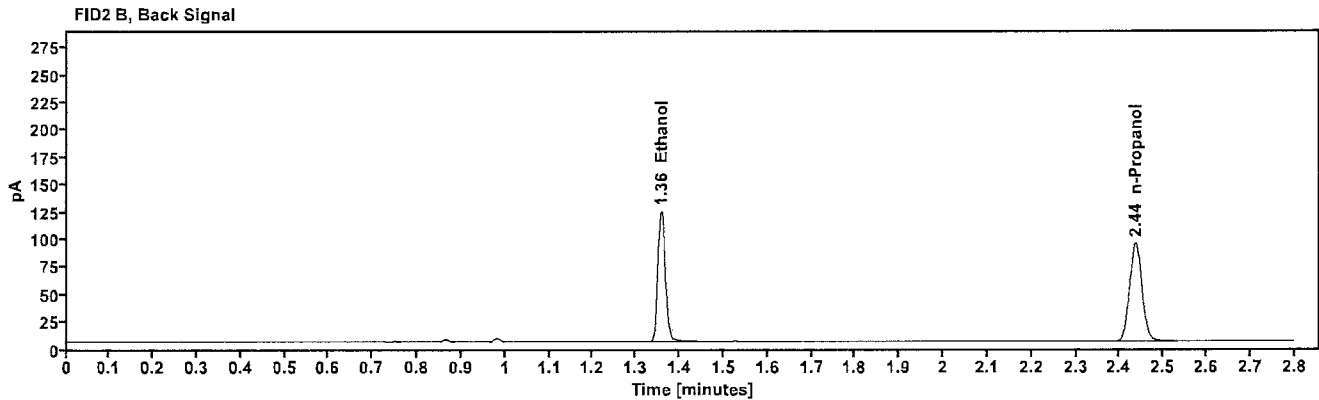
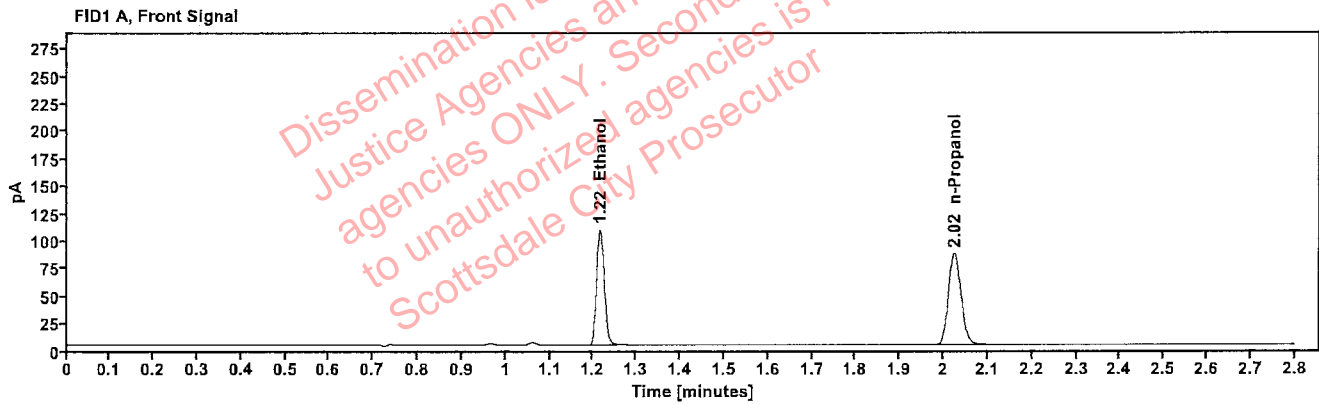


Table 1: FID 1 A (column DB-ALC1)

Compound	Amount (g/100mL)	Time (min)	Peak Area
>Ethanol	0.2094	1.216	134.564
n-Propanol	----	2.025	166.552

Table 2: FID 2 B (column DB-ALC2)

Compound	Time (min)	Peak Area
Ethanol	1.358	144.088
n-Propanol	2.436	177.691

Scottsdale Police Department Crime Lab Volatiles Analysis

Sample:	367-01D.B.	Vial:	40
Description:	[REDACTED]	LIMS ID:	[REDACTED]
Method:	ethanol quant.M	Sequence:	27Jun23
Instrument:	US14173023 CN14160045	Injection date:	6/27/2023 7:04:19 PM
Data file:	C:\Chem32\1\Data\27Jun23\40.D	Analyst:	Abbott

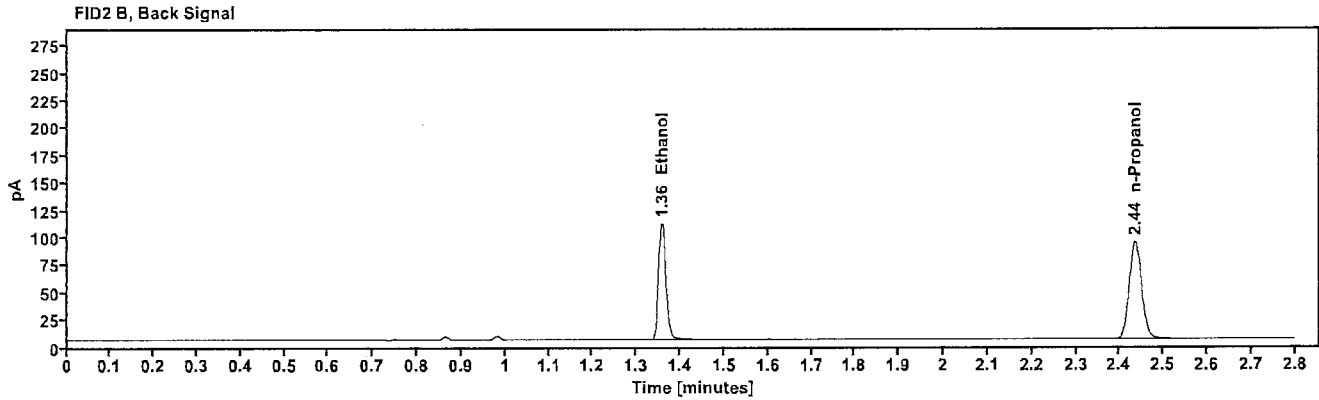
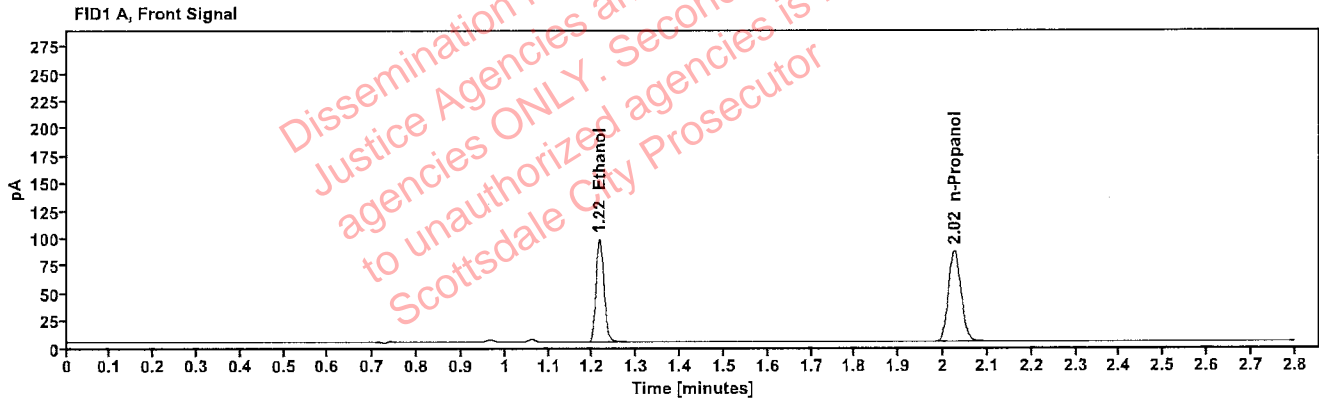


Table 1: FID 1 A (column DB-ALC1)

Compound	Amount (g/100mL)	Time (min)	Peak Area
>Ethanol	0.1883	1.215	120.236
n-Propanol	-----	2.025	165.544

Table 2: FID 2 B (column DB-ALC2)

Compound	Time (min)	Peak Area
Ethanol	1.358	128.852
n-Propanol	2.436	177.022

Scottsdale Police Department Crime Lab Volatiles Analysis

Sample:	367-01D.B.	Vial:	41
Description:		LIMS ID:	
Method:	ethanol quant.M	Sequence:	27Jun23
Instrument:	US14173023 CN14160045	Injection date:	6/27/2023 7:08:19 PM
Data file:	C:\Chem32\1\Data\27Jun23\41.D	Analyst:	Abbott

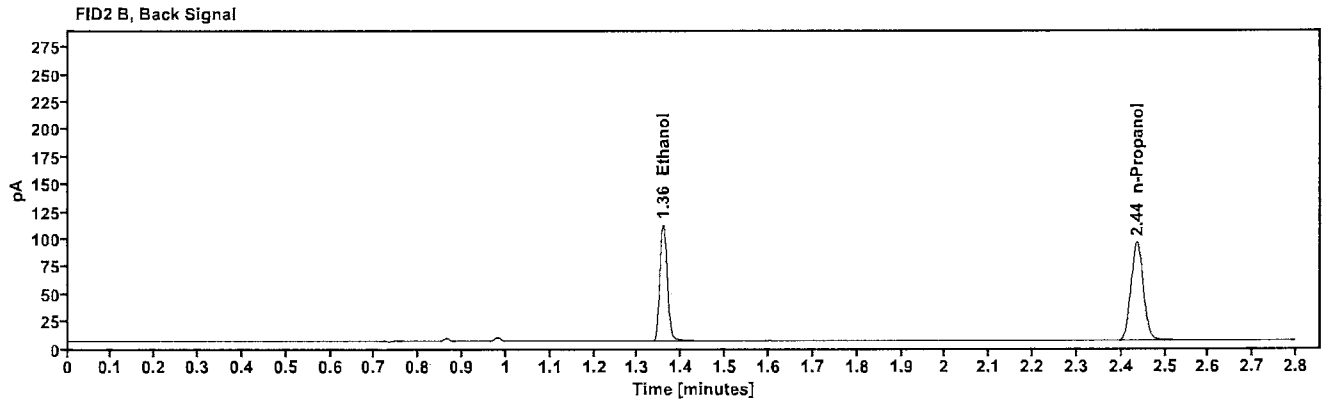
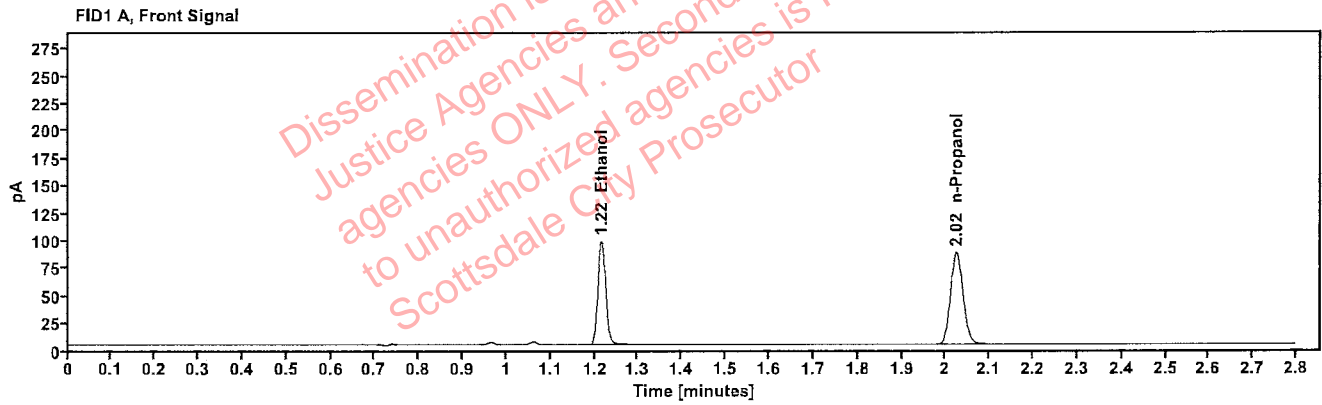


Table 1: FID 1 A (column DB-ALC1)

Compound	Amount (g/100mL)	Time (min)	Peak Area
>Ethanol	0.1868	1.215	120.359
n-Propanol	-----	2.025	166.985

Table 2: FID 2 B (column DB-ALC2)

Compound	Time (min)	Peak Area
Ethanol	1.358	129.161
n-Propanol	2.436	178.424

Scottsdale Police Department Crime Lab Volatiles Analysis

Sample:	414-01D.G.	Vial:	43
Description:	[REDACTED]	LIMS ID:	[REDACTED]
Method:	ethanol quant.M	Sequence:	27Jun23
Instrument:	US14173023 CN14160045	Injection date:	6/27/2023 7:16:34 PM
Data file:	C:\Chem32\1\Data\27Jun23\43.D	Analyst:	Abbott

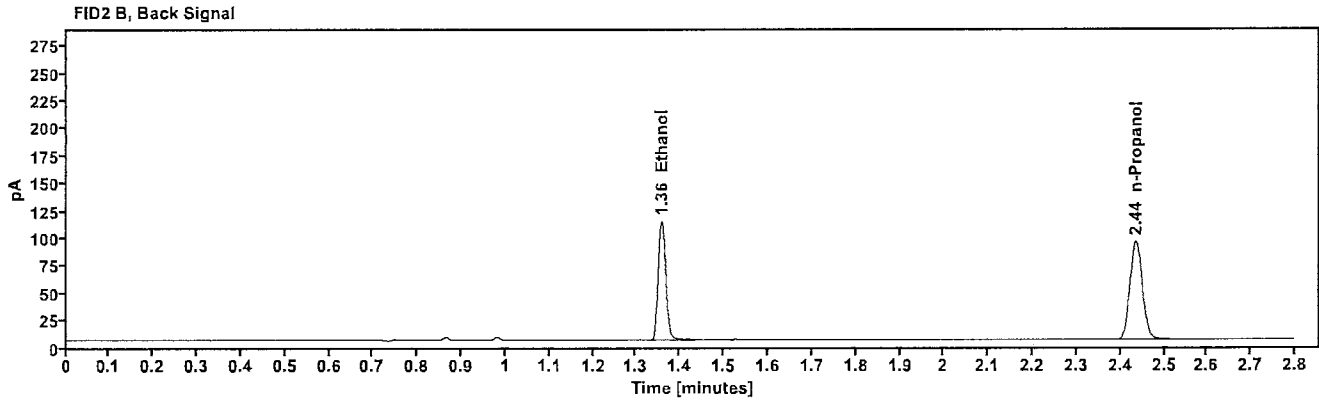
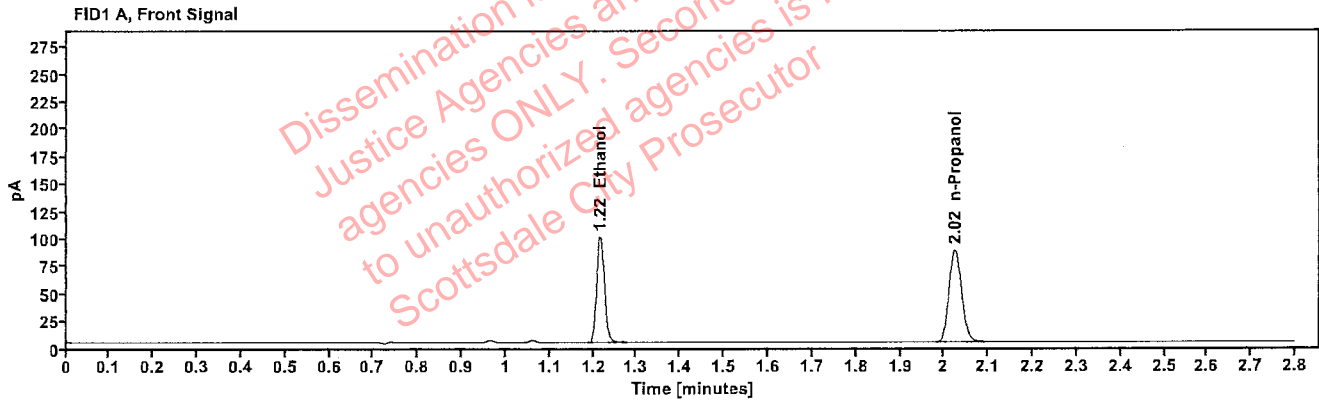


Table 1: FID 1 A (column DB-ALC1)

Compound	Amount (g/100mL)	Time (min)	Peak Area
>Ethanol	0.1905	1.215	123.329
n-Propanol	---	2.025	167.810

Table 2: FID 2 B (column DB-ALC2)

Compound	Time (min)	Peak Area
Ethanol	1.358	132.045
n-Propanol	2.436	179.383

Scottsdale Police Department Crime Lab Volatiles Analysis

Sample:	414-01D.G.	Vial:	44
Description:		LIMS ID:	
Method:	ethanol quant.M	Sequence:	27Jun23
Instrument:	US14173023 CN14160045	Injection date:	6/27/2023 7:20:34 PM
Data file:	C:\Chem32\1\Data\27Jun23\44.D	Analyst:	Abbott

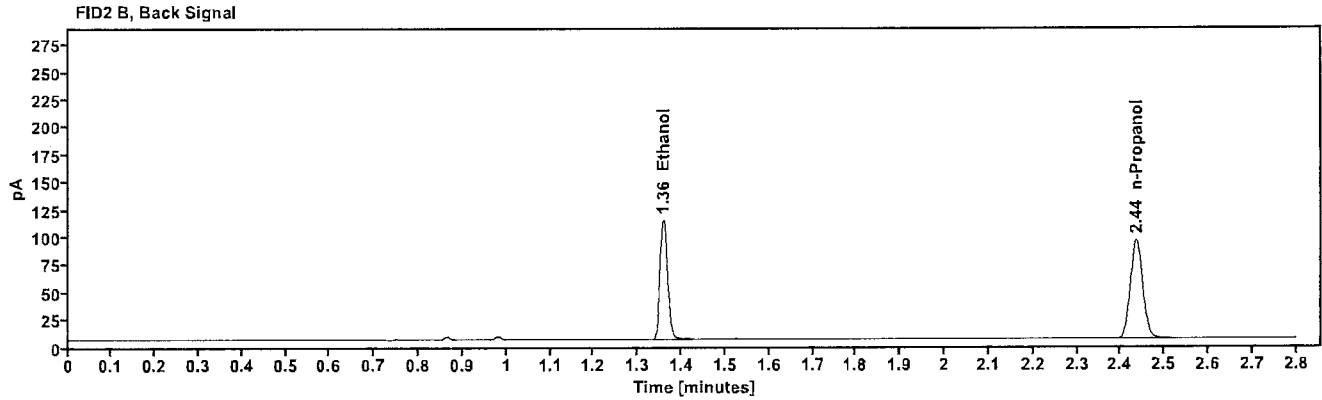
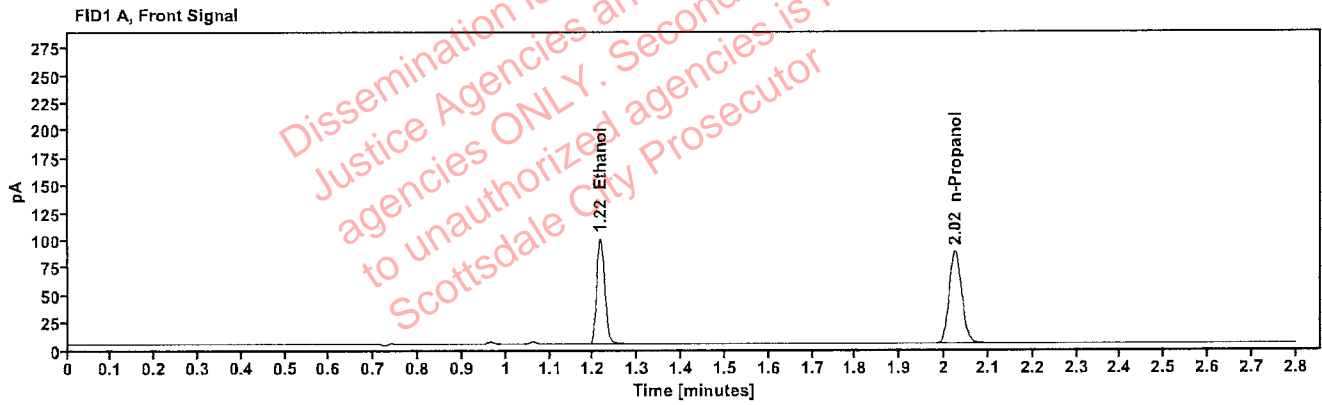


Table 1: FID 1 A (column DB-ALC1)

Compound	Amount (g/100mL)	Time (min)	Peak Area
>Ethanol	0.1902	1.216	122.940
n-Propanol	-----	2.025	167.523

Table 2: FID 2 B (column DB-ALC2)

Compound	Time (min)	Peak Area
Ethanol	1.358	131.870
n-Propanol	2.436	178.946

Scottsdale Police Department Crime Lab Volatiles Analysis

Sample:	424-01J.W.	Vial:	45
Description:		LIMS ID:	
Method:	ethanol quant.M	Sequence:	27Jun23
Instrument:	US14173023 CN14160045	Injection date:	6/27/2023 7:24:35 PM
Data file:	C:\Chem32\1\Data\27Jun23\45.D	Analyst:	Abbott

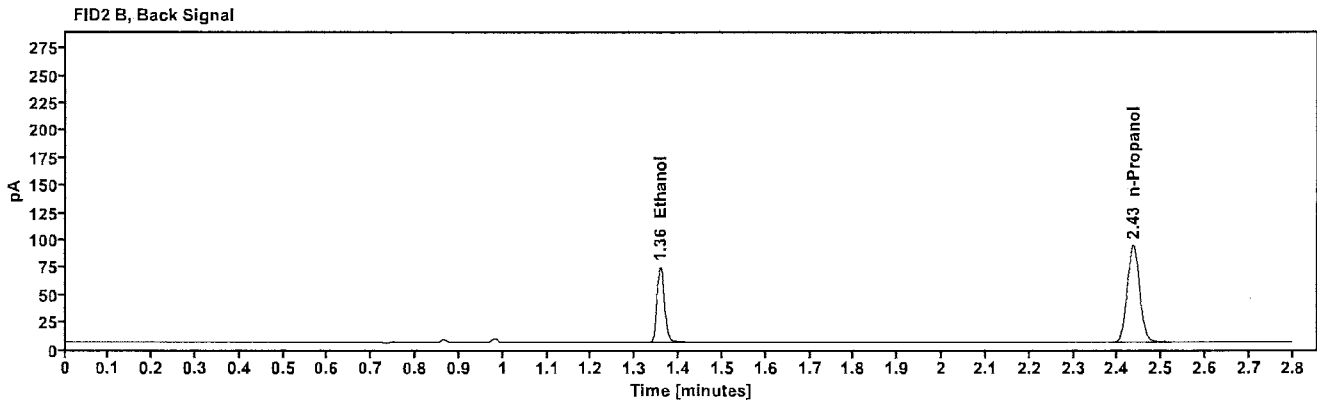
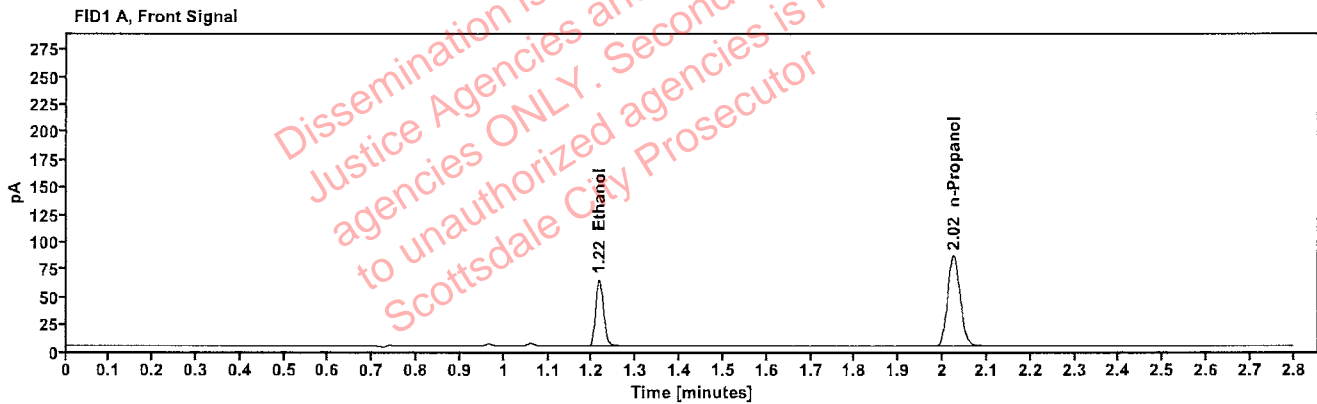


Table 1: FID 1 A (column DB-ALC1)

Compound	Amount (g/100mL)	Time (min)	Peak Area
>Ethanol	0.1230	1.215	78.029
n-Propanol	----	2.024	164.493

Table 2: FID 2 B (column DB-ALC2)

Compound	Time (min)	Peak Area
Ethanol	1.357	83.347
n-Propanol	2.435	175.960

Scottsdale Police Department Crime Lab Volatiles Analysis

Sample:	424-01J.W.	Vial:	46
Description:	[REDACTED]	LIMS ID:	[REDACTED]
Method:	ethanol quant.M	Sequence:	27Jun23
Instrument:	US14173023 CN14160045	Injection date:	6/27/2023 7:28:34 PM
Data file:	C:\Chem32\1\Data\27Jun23\46.D	Analyst:	Abbott

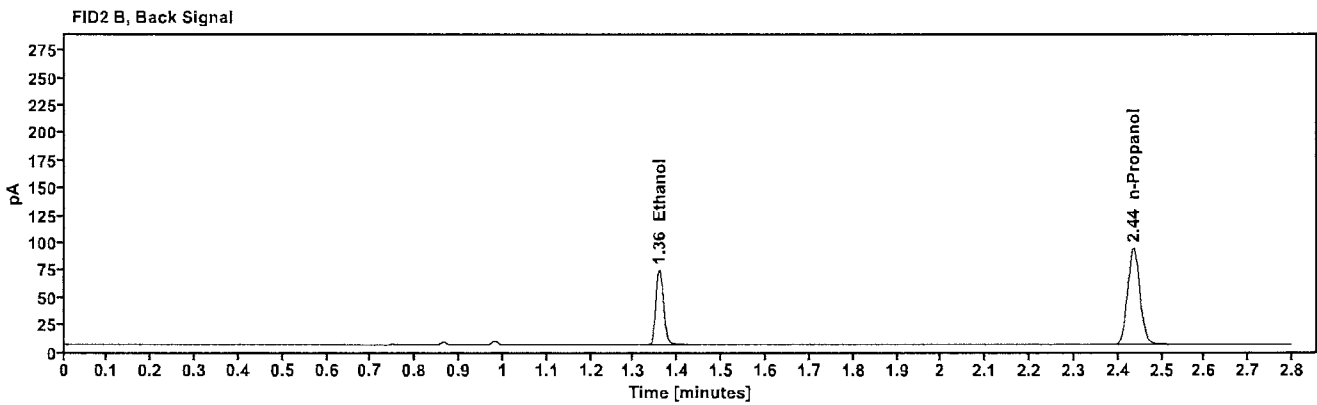
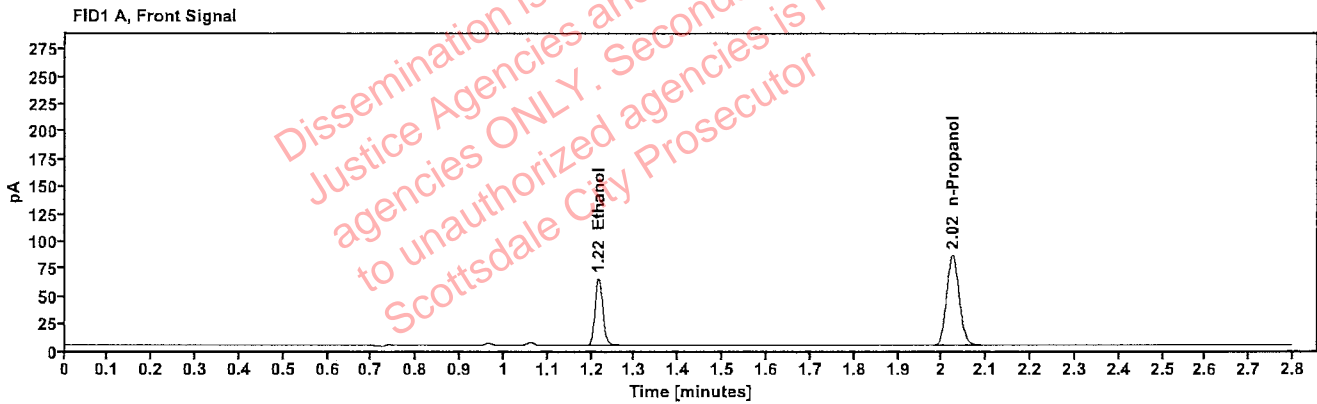


Table 1: FID 1 A (column DB-ALC1)

Compound	Amount (g/100mL)	Time (min)	Peak Area
>Ethanol	0.1232	1.216	78.132
n-Propanol	-----	2.024	164.472

Table 2: FID 2 B (column DB-ALC2)

Compound	Time (min)	Peak Area
Ethanol	1.358	83.368
n-Propanol	2.435	175.881

Scottsdale Police Department Crime Lab Volatiles Analysis

Sample:	425-01D.M.	Vial:	47
Description:		LIMS ID:	
Method:	ethanol quant.M	Sequence:	27Jun23
Instrument:	US14173023 CN14160045	Injection date:	6/27/2023 7:32:34 PM
Data file:	C:\Chem32\1\Data\27Jun23\47.D	Analyst:	Abbott

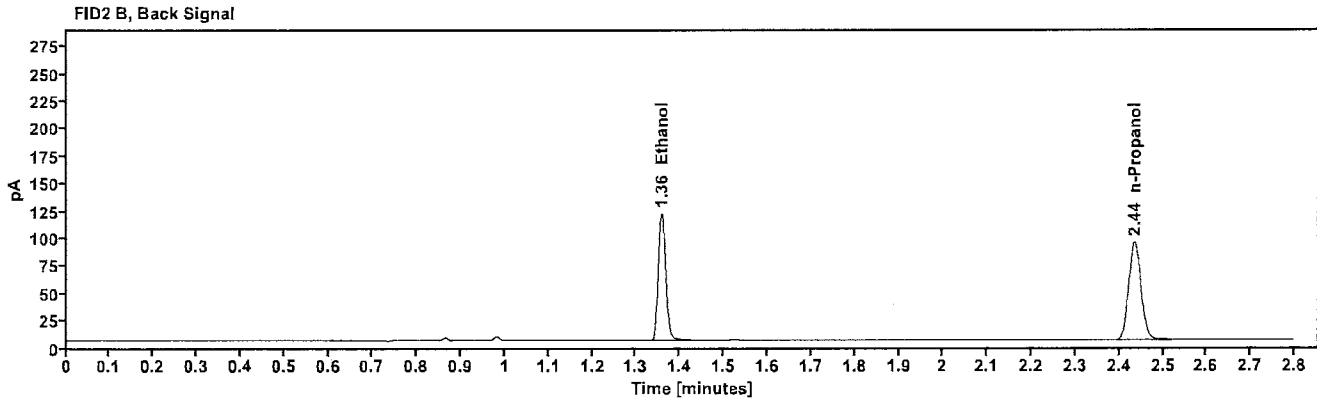
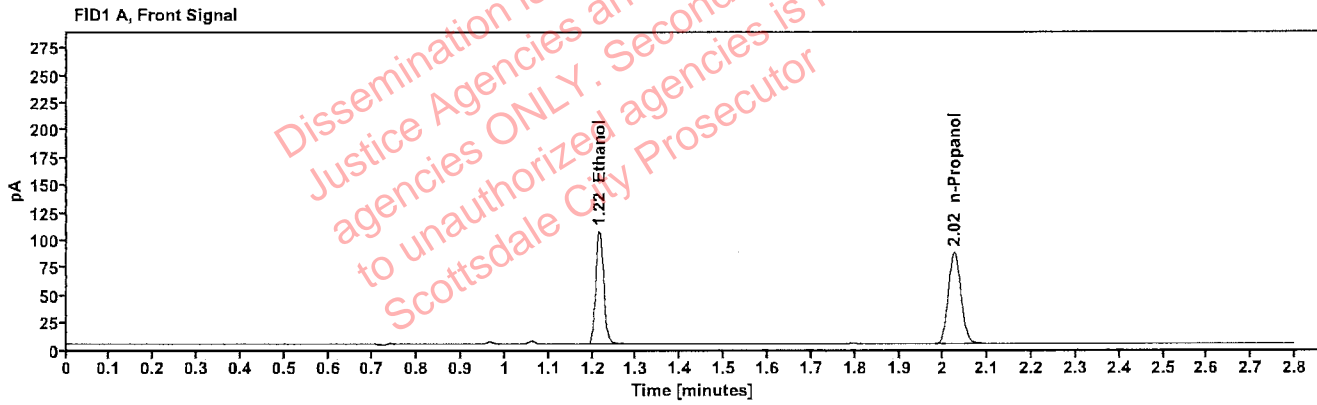


Table 1: FID 1 A (column DB-ALC1)

Compound	Amount (g/100mL)	Time (min)	Peak Area
>Ethanol	0.2042	1.215	131.300
n-Propanol	---	2.025	166.613

Table 2: FID 2 B (column DB-ALC2)

Compound	Time (min)	Peak Area
Ethanol	1.358	140.573
n-Propanol	2.436	178.002

Scottsdale Police Department Crime Lab Volatiles Analysis

Sample:	425-01D.M.	Vial:	48
Description:		LIMS ID:	
Method:	ethanol quant.M	Sequence:	27Jun23
Instrument:	US14173023 CN14160045	Injection date:	6/27/2023 7:36:35 PM
Data file:	C:\Chem32\1\Data\27Jun23\48.D	Analyst:	Abbott

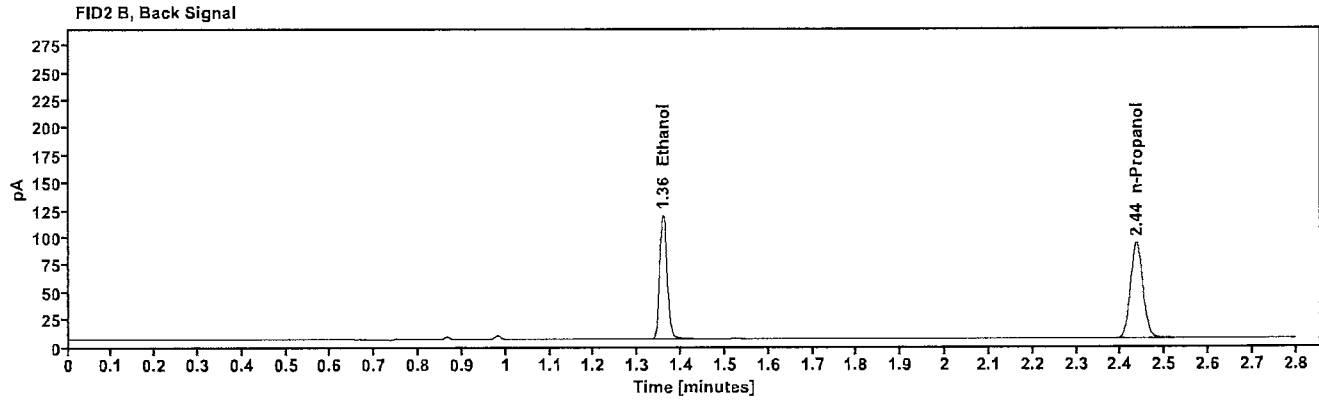
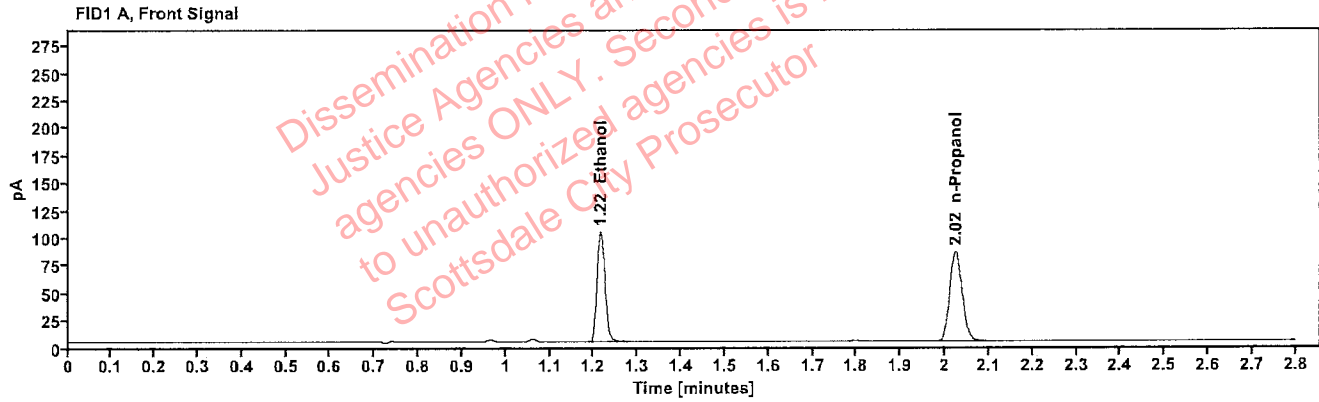


Table 1: FID 1 A (column DB-ALC1)

Compound	Amount (g/100mL)	Time (min)	Peak Area
>Ethanol	0.2036	1.215	128.296
n-Propanol	-----	2.025	163.342

Table 2: FID 2 B (column DB-ALC2)

Compound	Time (min)	Peak Area
Ethanol	1.358	137.486
n-Propanol	2.435	174.630

Scottsdale Police Department Crime Lab Volatiles Analysis

Sample:	426-01D.G.	Vial:	49
Description:		LIMS ID:	
Method:	ethanol quant.M	Sequence:	27Jun23
Instrument:	US14173023 CN14160045	Injection date:	6/27/2023 7:40:49 PM
Data file:	C:\Chem32\1\Data\27Jun23\49.D	Analyst:	Abbott

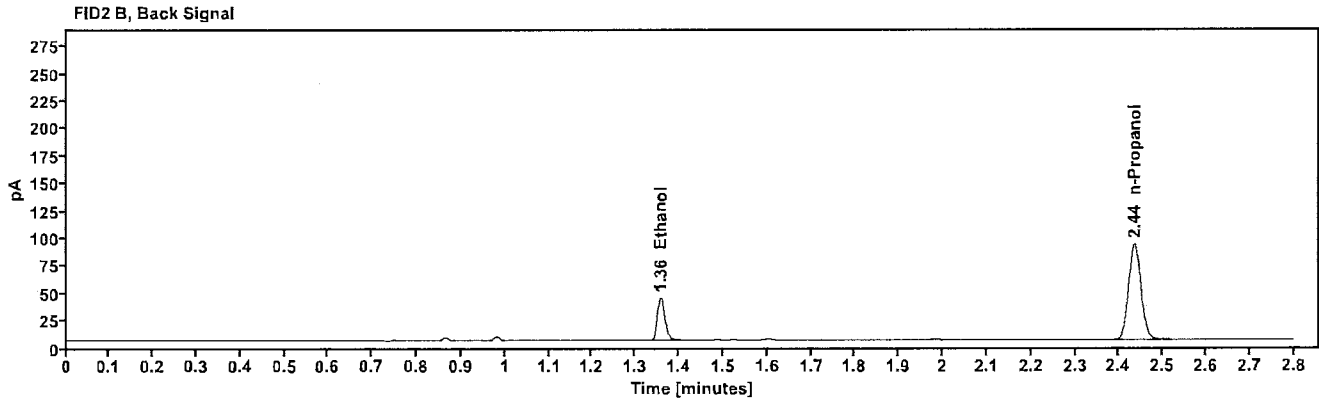
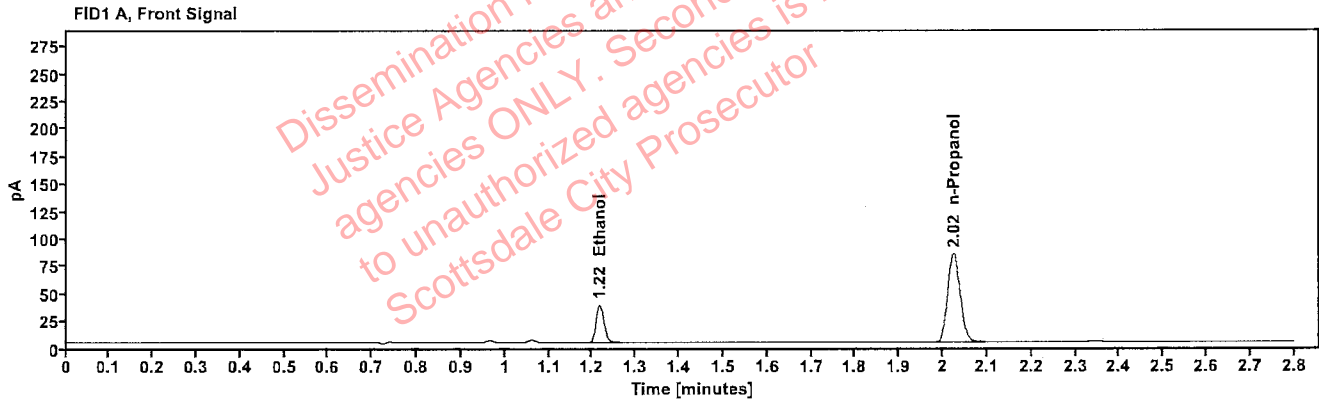


Table 1: FID 1 A (column DB-ALC1)

Compound	Amount (g/100mL)	Time (min)	Peak Area
>Ethanol	0.0711	1.216	44.363
n-Propanol	-----	2.024	161.889

Table 2: FID 2 B (column DB-ALC2)

Compound	Time (min)	Peak Area
Ethanol	1.358	48.116
n-Propanol	2.435	173.585

Scottsdale Police Department Crime Lab Volatiles Analysis

Sample:	426-01D.G.	Vial:	50
Description:		LIMS ID:	
Method:	ethanol quant.M	Sequence:	27Jun23
Instrument:	US14173023 CN14160045	Injection date:	6/27/2023 7:44:50 PM
Data file:	C:\Chem32\1\Data\27Jun23\50.D	Analyst:	Abbott

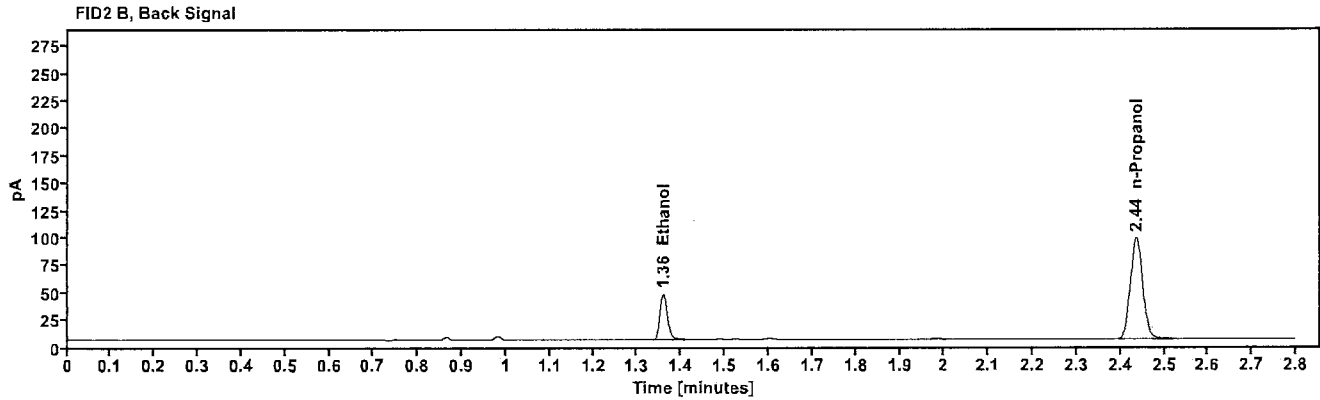
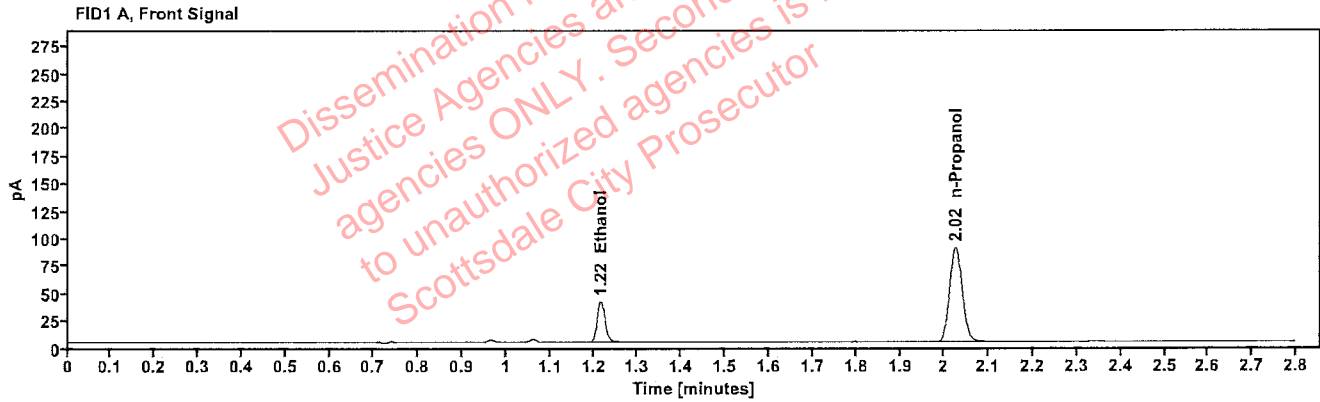


Table 1: FID 1 A (column DB-ALC1)

Compound	Amount (g/100mL)	Time (min)	Peak Area
>Ethanol	0.0719	1.217	47.816
n-Propanol	-----	2.025	172.708

Table 2: FID 2 B (column DB-ALC2)

Compound	Time (min)	Peak Area
Ethanol	1.359	51.195
n-Propanol	2.436	185.139

Scottsdale Police Department Crime Lab Volatiles Analysis

Sample:	368-01M.C.	Vial:	51
Description:	[REDACTED]	LIMS ID:	[REDACTED]
Method:	ethanol quant.M	Sequence:	27Jun23
Instrument:	US14173023 CN14160045	Injection date:	6/27/2023 7:48:49 PM
Data file:	C:\Chem32\1\Data\27Jun23\51.D	Analyst:	Abbott

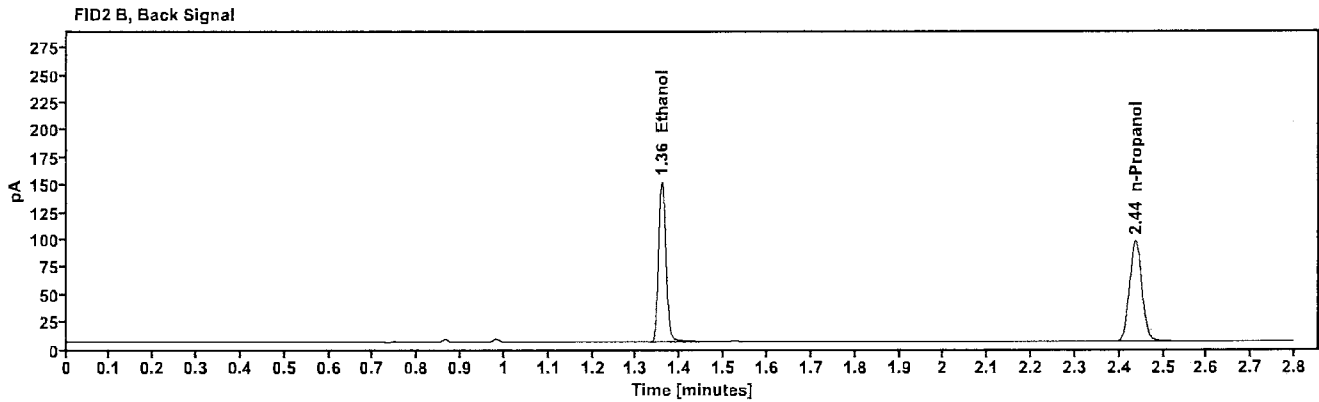
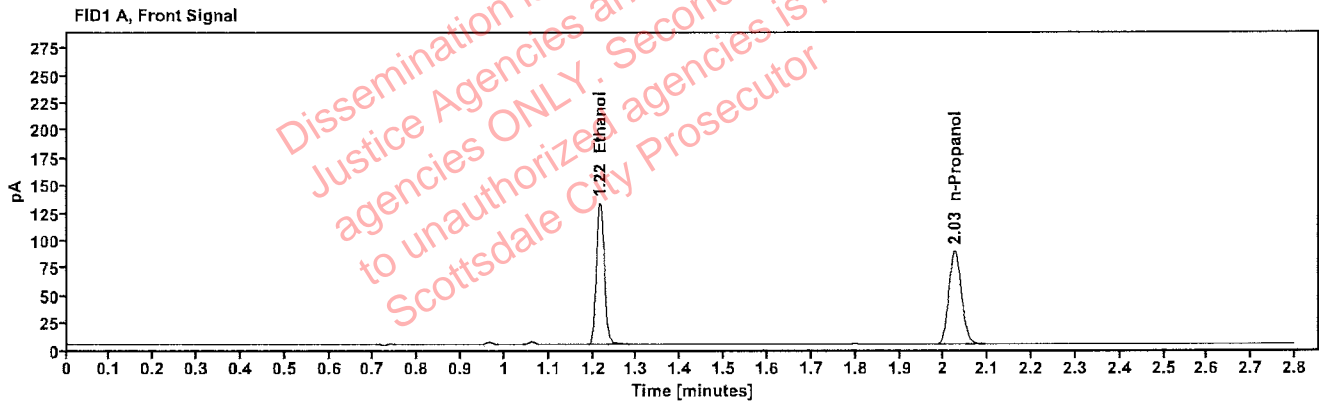


Table 1: FID 1 A (column DB-ALC1)

Compound	Amount (g/100mL)	Time (min)	Peak Area
>Ethanol	0.2506	1.216	165.061
n-Propanol	-----	2.025	170.675

Table 2: FID 2 B (column DB-ALC2)

Compound	Time (min)	Peak Area
Ethanol	1.358	177.376
n-Propanol	2.436	181.966

Scottsdale Police Department Crime Lab Volatiles Analysis

Sample:	368-01M.C.	Vial:	52
Description:	[REDACTED]	LIMS ID:	[REDACTED]
Method:	ethanol quant.M	Sequence:	27Jun23
Instrument:	US14173023 CN14160045	Injection date:	6/27/2023 7:52:49 PM
Data file:	C:\Chem32\1\Data\27Jun23\52.D	Analyst:	Abbott

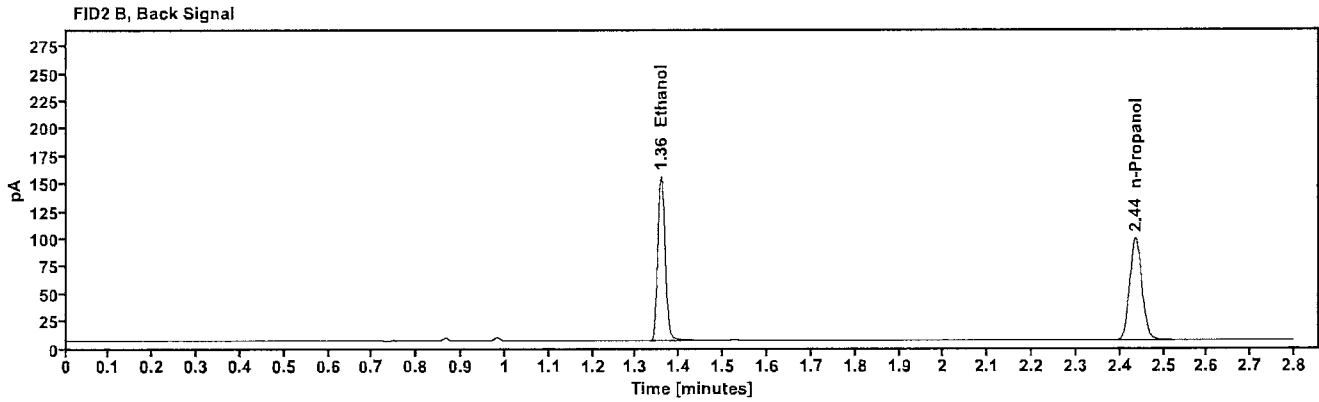
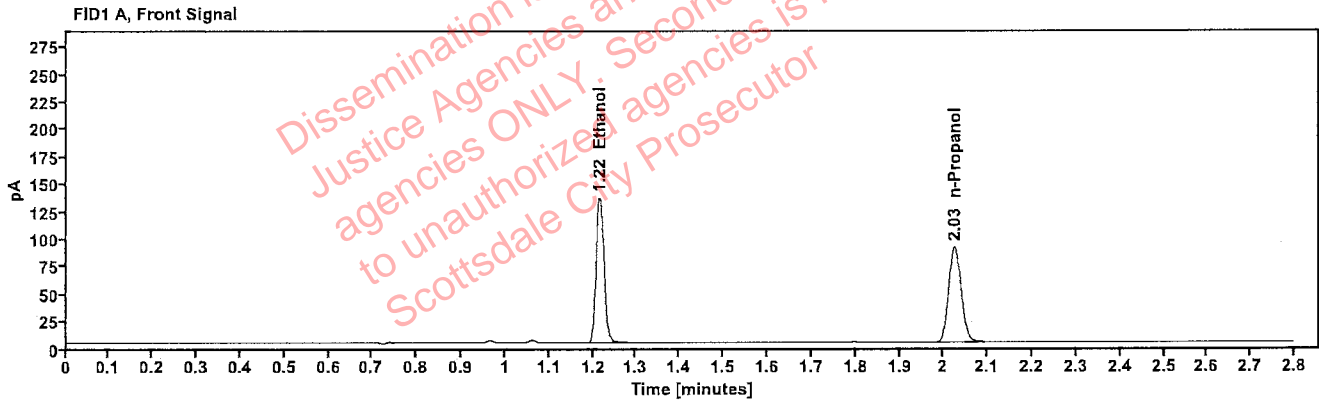


Table 1: FID 1 A (column DB-ALC1)

Compound	Amount (g/100mL)	Time (min)	Peak Area
>Ethanol	0.2517	1.215	169.151
n-Propanol	-----	2.025	174.158

Table 2: FID 2 B (column DB-ALC2)

Compound	Time (min)	Peak Area
Ethanol	1.358	181.491
n-Propanol	2.436	186.174