

SCOTTSDALE POLICE DEPARTMENT CRIME LABORATORY BLOOD ALCOHOL FACE SHEET

ANALYSIS DATE 07/20/2023 SEQUENCE NAME 20Jul23

EQUIPMENT

Pipettor Hamilton ML600EH7497 Hamilton ML600GJ10749
 Gas Chromatograph Agilent US14173023

INSTRUMENT CALIBRATION

Vial 1 0.02 calibrator Lot FN10051909 Coefficient of determination (r²)
 Vial 2 0.10 calibrator Lot FN05311902 0.99998
 Vial 3 0.20 calibrator Lot FN02052101
 Vial 4 0.40 calibrator Lot FN03052102

CALIBRATION VERIFICATION AND RESOLUTION TEST

Vial	Sample	Expected result	Measured result	Manufacturer/lot
5	Blank	Not detected	Not detected	SPD lab 011823WB
6	Volatiles mixture	6 compounds	6 compounds	SPD lab 050721MIX
7	Aqueous control	0.400 g/dL	0.403 g/dL	Lipomed 30012020-A
8	Aqueous control	0.040 g/dL	0.041 g/dL	Lipomed 14082019-B
9	Blood control	0.199 g/dL	0.205 g/dL	ACQ 4110320133/10
20	Aqueous control	0.080 g/dL	0.081 g/dL	Lipomed 20012020-B
31	Blood control	0.199 g/dL	0.205 g/dL	ACQ 4110320133/10
42	Aqueous control	0.080 g/dL	0.080 g/dL	Lipomed 20012020-B
53	Aqueous control	0.400 g/dL	0.415 g/dL	Lipomed 30012020-A
54	Aqueous control	0.040 g/dL	0.041 g/dL	Lipomed 14082019-B
55	Blood control	0.199 g/dL	0.204 g/dL	ACQ 4110320133/10
56	Blank	Not detected	Not detected	SPD lab 062223AQ

SUBJECT SAMPLES

Subjects in the sequence 20 Subjects requiring reanalysis 0

ADDITIONAL NOTES: All testing proceeded as expected.

Run valid Run invalid Erika Canonico Analyst
 Run valid Run invalid [Signature] Technical Reviewer

Scottsdale Police Department Crime Laboratory Sequence Quality Assurance Summary

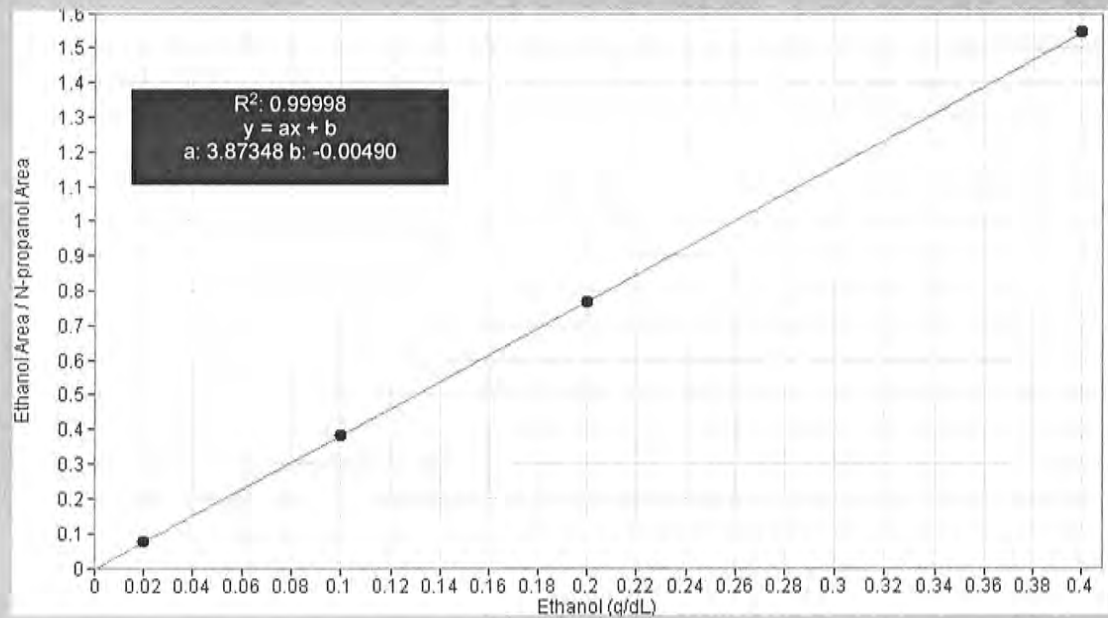
SEQUENCE NAME: 20Jul23

ANALYST: Canonico ee

Sample Name	Vial	Measured Value (g/dL)	Expected Value (g/dL)	Percent Difference	Absolute Difference (g/dL)
blank 011823WB	5	negative	negative		-
0.400 30012020-A	7	0.403	0.400	0.75	0.003
0.040 14082019-B	8	0.041	0.040	2.50	0.001
0.199 4110320133/10	9	0.205	0.199	3.02	0.006
0.080 20012020-B	20	0.081	0.080	1.25	0.001
0.199 4110320133/10	31	0.205	0.199	3.02	0.006
0.080 20012020-B	42	0.080	0.080	0.00	0.000
0.400 30012020-A	53	0.415	0.400	3.75	0.015
0.040 14082019-B	54	0.041	0.040	2.50	0.001
0.199 4110320133/10	55	0.204	0.199	2.51	0.005
blank 060223AQ	56	negative	negative	-	-

Calibrator	Ethanol Area	N-propanol Area	Ratio
0.020	11.870	157.740	0.075
0.100	59.955	157.082	0.382
0.200	119.932	156.597	0.766
0.400	245.084	158.474	1.547

Calibration Line



Scottsdale Police Department Crime Lab Volatiles Analysis

Sample:	FN10051909	Vial:	1
Description:	0.020 calibrator	Sequence:	20Jul23
Method:	ethanol quant.M	Injection date:	7/20/2023 11:40:39 AM
Instrument:	US14173023 CN14160045	Analyst:	Canonico ee
Data file:	C:\Chem32\1\Data\20Jul23\1.D		

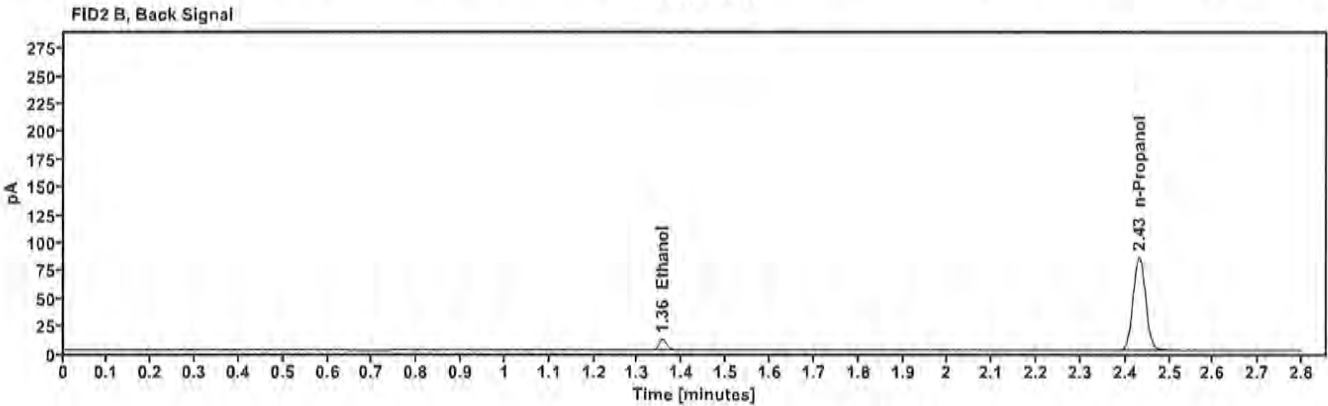
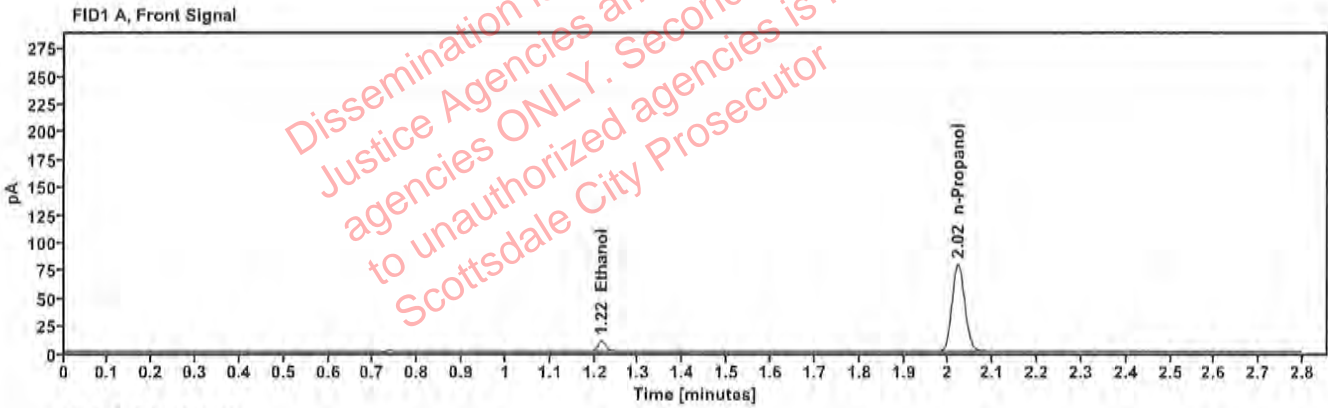


Table 1: FID 1 A (column DB-ALC1)

Compound	Time (min)	Peak Area
Ethanol	1.215	11.870
n-Propanol	2.022	157.740

Table 2: FID 2 B (column DB-ALC2)

Compound	Time (min)	Peak Area
Ethanol	1.355	12.490
n-Propanol	2.431	167.339

Scottsdale Police Department Crime Lab Volatiles Analysis

Sample:	FN05311902	Vial:	2
Description:	0.100 calibrator	Sequence:	20Jul23
Method:	ethanol quant.M	Injection date:	7/20/2023 11:44:40 AM
Instrument:	US14173023 CN14160045	Analyst:	Canonico EC
Data file:	C:\Chem32\1\Data\20Jul23\2.D		

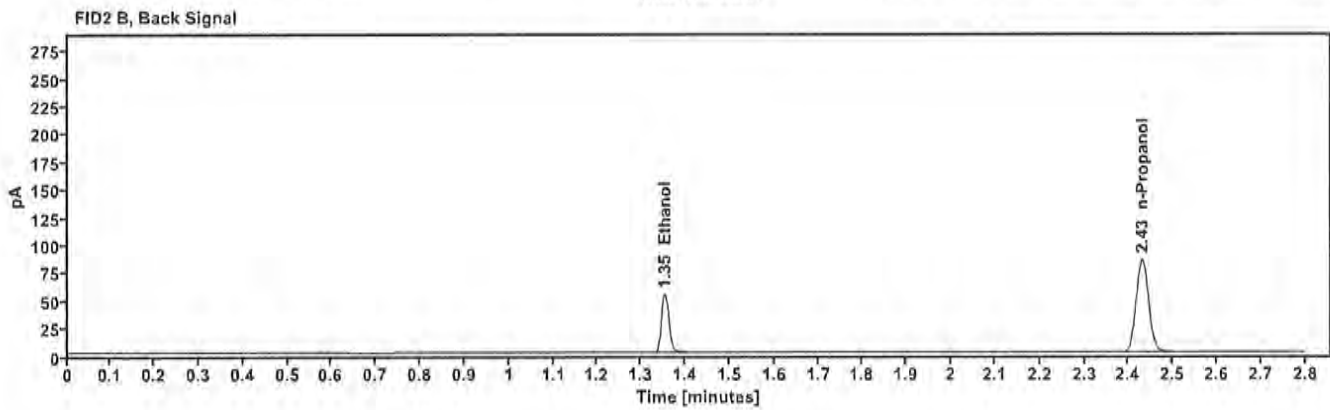
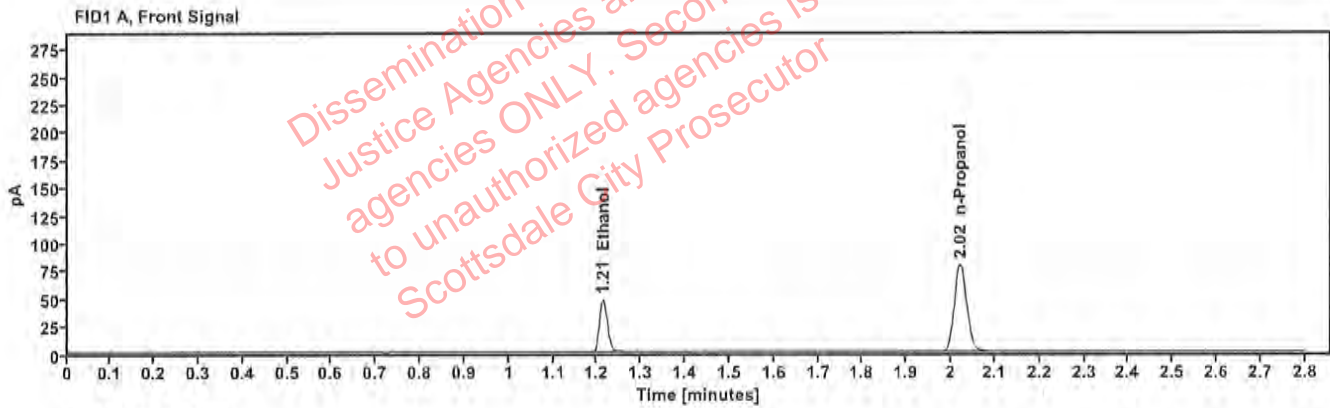


Table 1: FID 1 A (column DB-ALC1)

Compound	Time (min)	Peak Area
Ethanol	1.213	59.955
n-Propanol	2.021	157.082

Table 2: FID 2 B (column DB-ALC2)

Compound	Time (min)	Peak Area
Ethanol	1.353	63.668
n-Propanol	2.430	166.691

Scottsdale Police Department Crime Lab Volatiles Analysis

Sample:	FN02052101	Vial:	3
Description:	0.200 calibrator	Sequence:	20Jul23
Method:	ethanol quant.M	Injection date:	7/20/2023 11:48:39 AM
Instrument:	US14173023 CN14160045	Analyst:	Canonico ec
Data file:	C:\Chem32\1\Data\20Jul23\3.D		

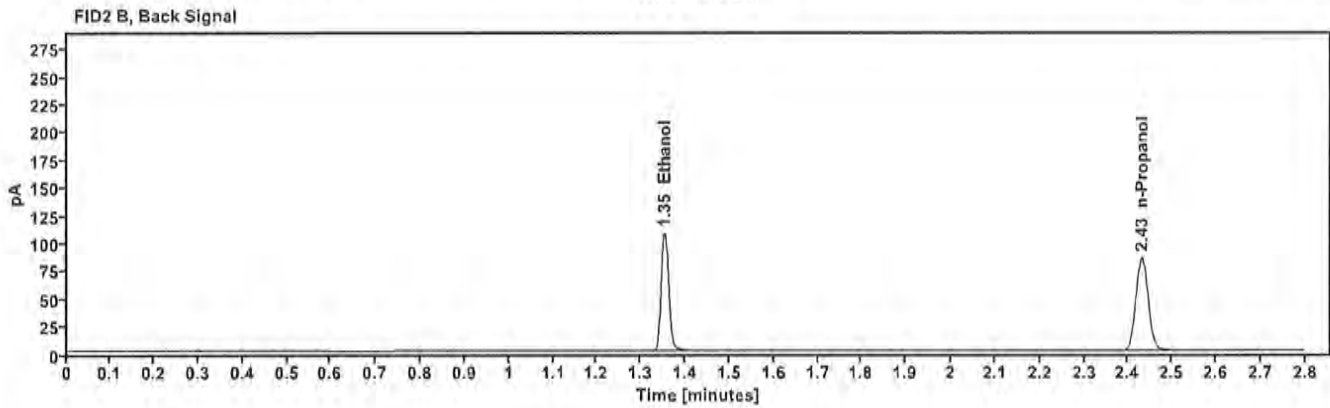
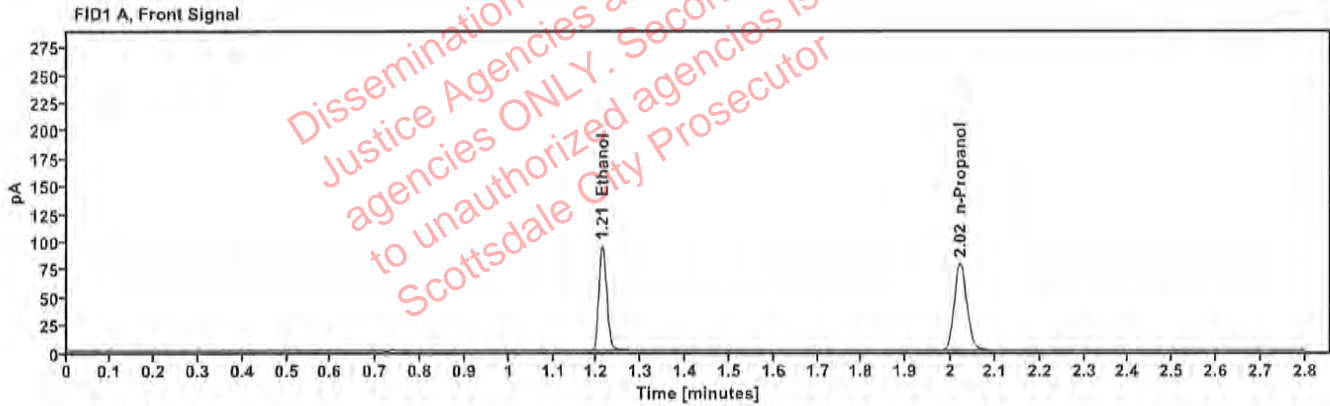


Table 1: FID 1 A (column DB-ALC1)

Compound	Time (min)	Peak Area
Ethanol	1.212	119.932
n-Propanol	2.021	156.597

Table 2: FID 2 B (column DB-ALC2)

Compound	Time (min)	Peak Area
Ethanol	1.353	127.558
n-Propanol	2.431	166.288

Scottsdale Police Department Crime Lab Volatiles Analysis

Sample:	FN03052102	Vial:	4
Description:	0.400 calibrator	Sequence:	20Jul23
Method:	ethanol quant.M	Injection date:	7/20/2023 11:52:40 AM
Instrument:	US14173023 CN14160045	Analyst:	Canonico EC
Data file:	C:\Chem32\1\Data\20Jul23\4.D		

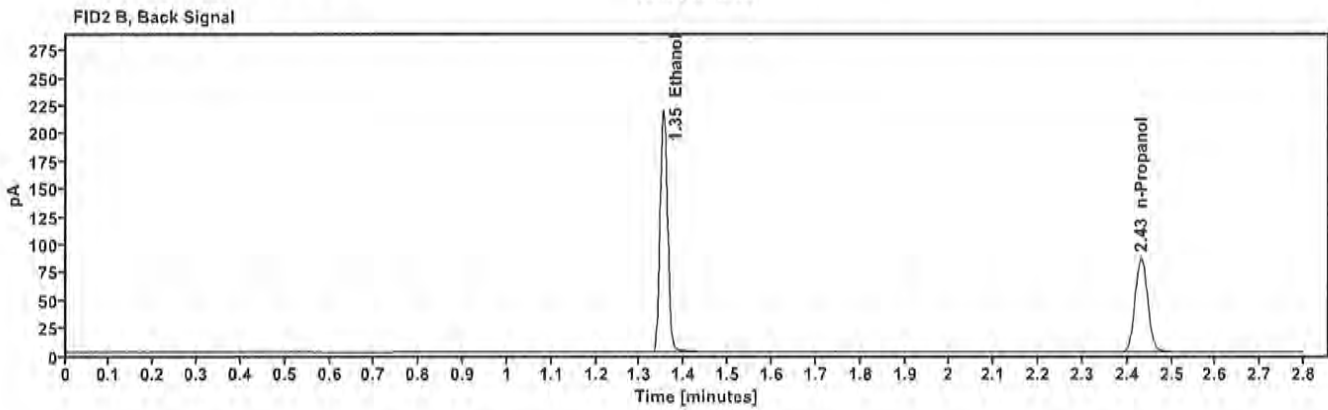
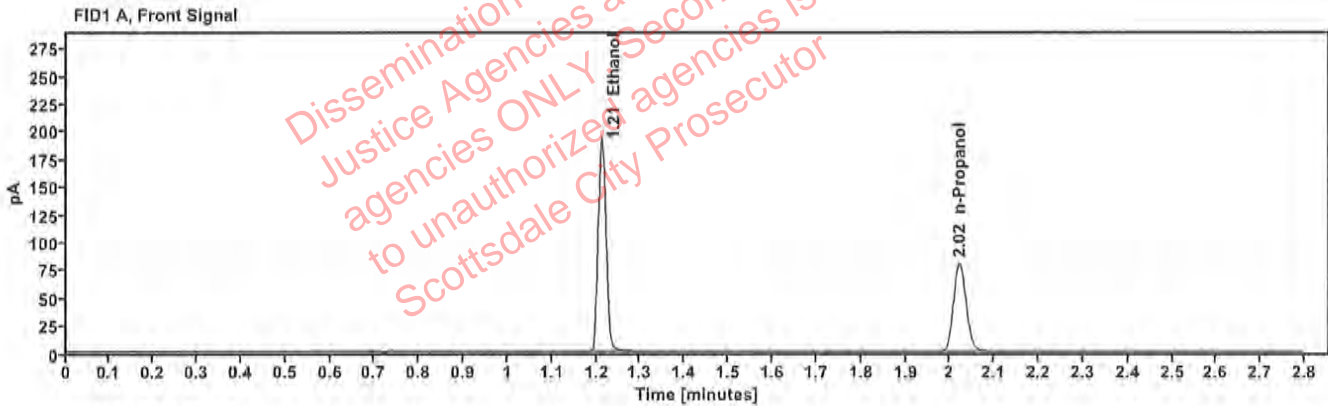


Table 1: FID 1 A (column DB-ALC1)

Compound	Time (min)	Peak Area
Ethanol	1.212	245.084
n-Propanol	2.021	158.474

Table 2: FID 2 B (column DB-ALC2)

Compound	Time (min)	Peak Area
Ethanol	1.353	262.093
n-Propanol	2.431	168.328

Scottsdale Police Department Crime Lab Volatiles Analysis

Sample:	011823WB	Vial:	5
Description:	Negative	LIMS ID:	
Method:	ethanol quant.M	Sequence:	20Jul23
Instrument:	US14173023 CN14160045	Injection date:	7/20/2023 11:56:40 AM
Data file:	C:\Chem32\1\Data\20Jul23\5.D	Analyst:	Canonico EC

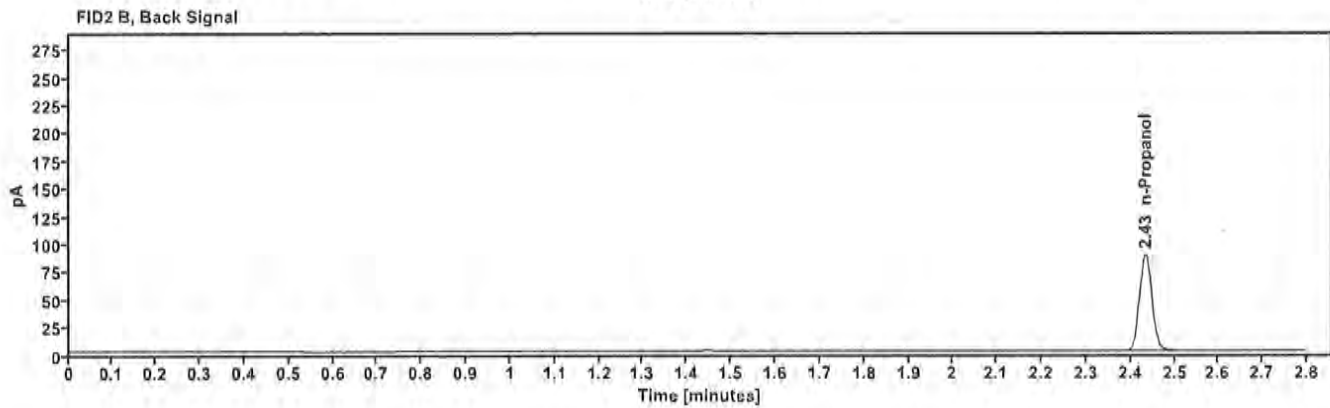
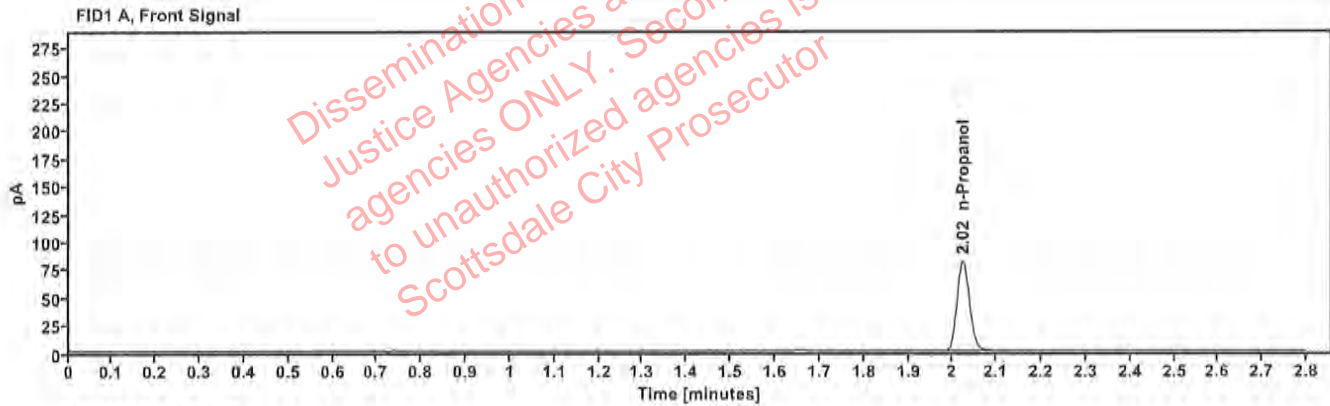


Table 1: FID 1 A (column DB-ALC1)

Compound	Amount (g/100mL)	Time (min)	Peak Area
n-Propanol	---	2.024	162.342

Table 2: FID 2 B (column DB-ALC2)

Compound	Time (min)	Peak Area
n-Propanol	2.434	172.826

Scottsdale Police Department Crime Lab Volatiles Analysis

Sample:	050721MIX	Vial:	6
Description:	Volatiles mix	LIMS ID:	
Method:	ethanol quant.M	Sequence:	20Jul23
Instrument:	US14173023 CN14160045	Injection date:	7/20/2023 12:00:40 PM
Data file:	C:\Chem32\1\Data\20Jul23\6.D	Analyst:	Canonico <i>EC</i>

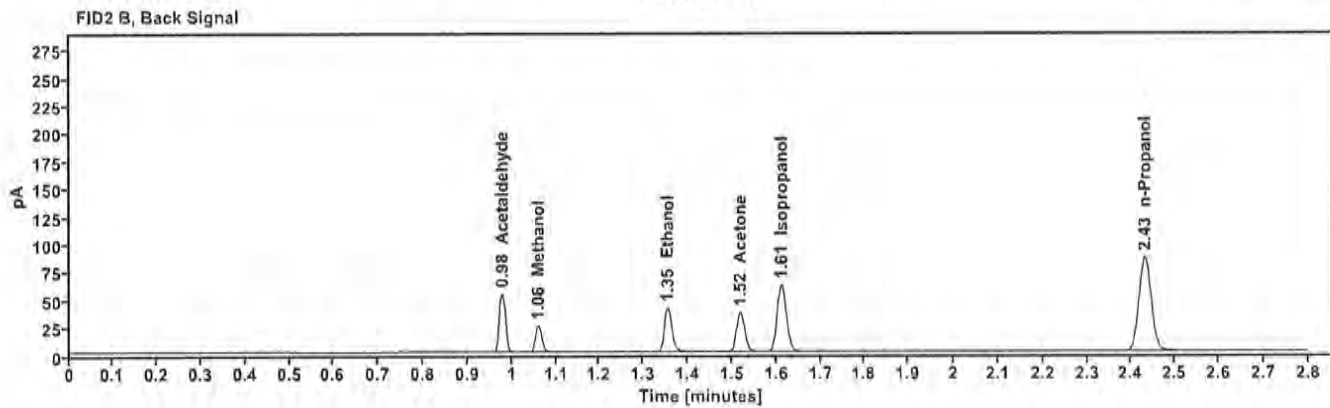
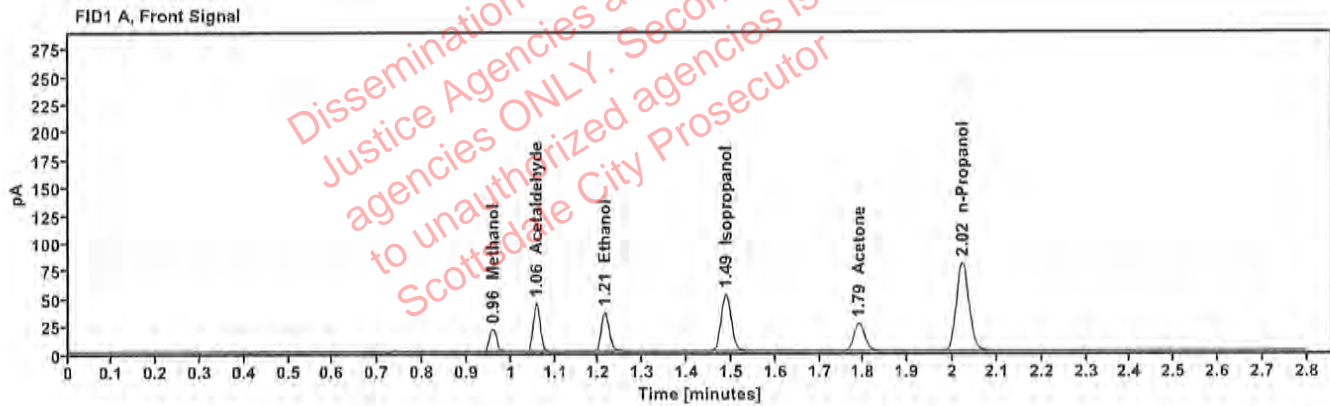


Table 1: FID 1 A (column DB-ALC1)

Compound	Amount (g/100mL)	Time (min)	Peak Area
Methanol	---	0.959	23.154
Acetaldehyde	---	1.058	48.134
>Ethanol	0.0750	1.214	45.395
Isopropanol	----	1.488	82.650
Acetone	----	1.789	43.120
n-Propanol	----	2.021	158.911

Table 2: FID 2 B (column DB-ALC2)

Compound	Time (min)	Peak Area
Acetaldehyde	0.978	52.454
Methanol	1.060	25.056
Ethanol	1.354	48.141
Acetone	1.518	46.681
Isopropanol	1.612	89.705
n-Propanol	2.431	168.906

Scottsdale Police Department Crime Lab Volatiles Analysis

Sample:	30012020-A	Vial:	7
Description:	0.400	LIMS ID:	
Method:	ethanol quant.M	Sequence:	20Jul23
Instrument:	US14173023 CN14160045	Injection date:	7/20/2023 12:04:56 PM
Data file:	C:\Chem32\1\Data\20Jul23\7.D	Analyst:	Canonico <i>EC</i>

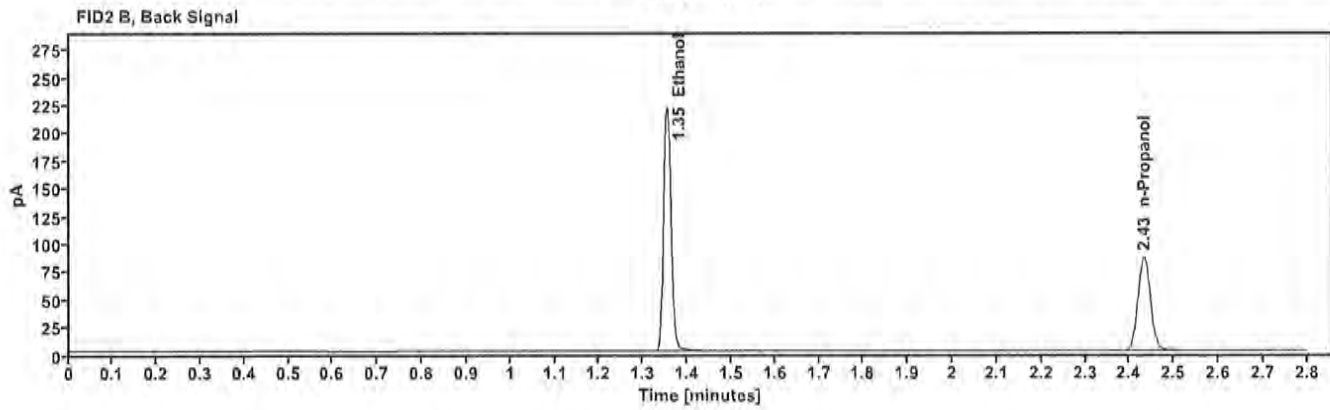
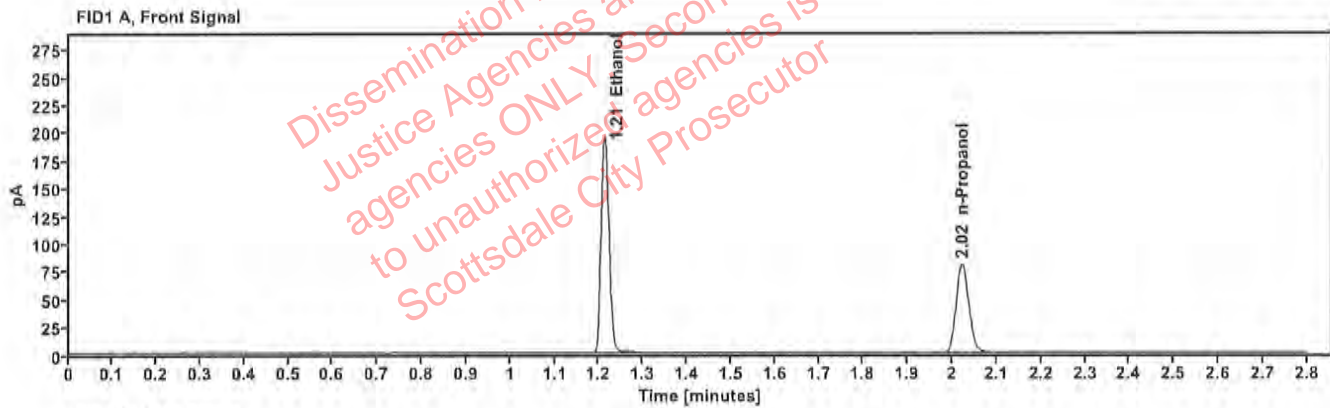


Table 1: FID 1 A (column DB-ALC1)

Compound	Amount (g/100mL)	Time (min)	Peak Area
>Ethanol	0.4031	1.212	247.363
n-Propanol	-----	2.022	158.925

Table 2: FID 2 B (column DB-ALC2)

Compound	Time (min)	Peak Area
Ethanol	1.354	264.982
n-Propanol	2.432	168.958

Scottsdale Police Department Crime Lab Volatiles Analysis

Sample: 14082019-B	Vial: 8
Description: 0.040	LIMS ID:
Method: ethanol quant.M	Sequence: 20Jul23
Instrument: US14173023 CN14160045	Injection date: 7/20/2023 12:08:54 PM
Data file: C:\Chem32\1\Data\20Jul23\8.D	Analyst: Canonico <i>EC</i>

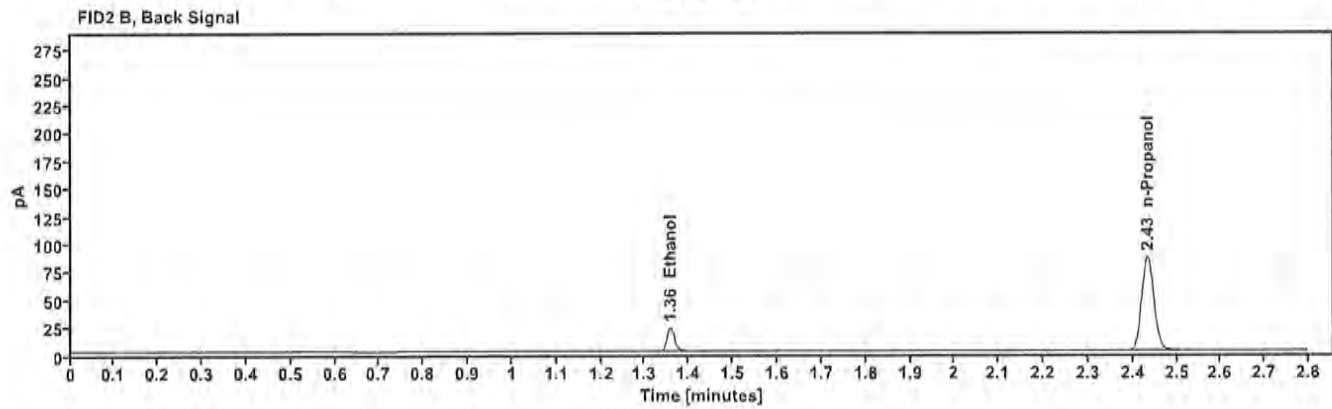
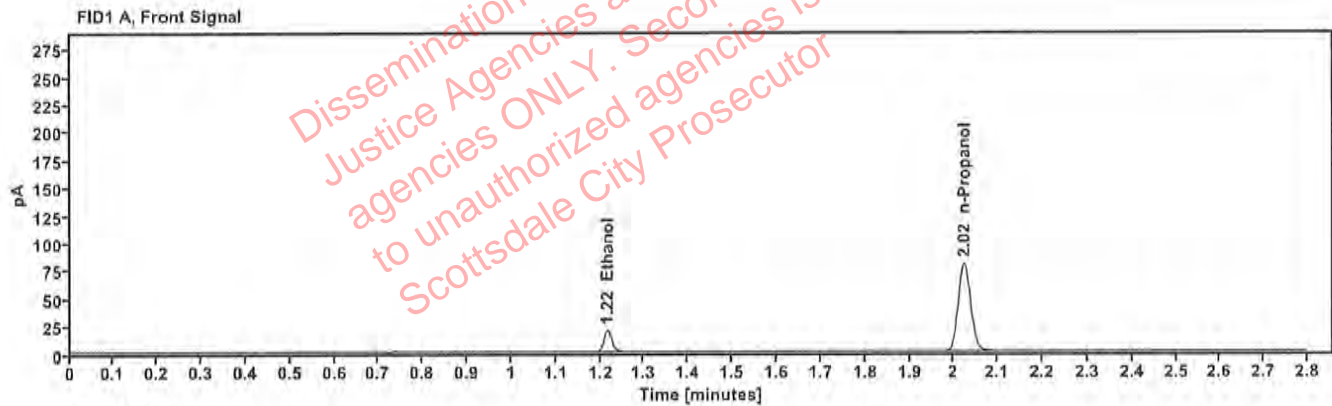


Table 1: FID 1 A (column DB-ALC1)

Compound	Amount (g/100mL)	Time (min)	Peak Area
>Ethanol	0.0415	1.216	24.661
n-Propanol	---	2.023	158.247

Table 2: FID 2 B (column DB-ALC2)

Compound	Time (min)	Peak Area
Ethanol	1.357	26.109
n-Propanol	2.434	168.211

Scottsdale Police Department Crime Lab Volatiles Analysis

Sample:	4110320133/10	Vial:	9
Description:	0.199	LIMS ID:	
Method:	ethanol quant.M	Sequence:	20Jul23
Instrument:	US14173023 CN14160045	Injection date:	7/20/2023 12:12:55 PM
Data file:	C:\Chem32\1\Data\20Jul23\9.D	Analyst:	Canonico <i>ec</i>

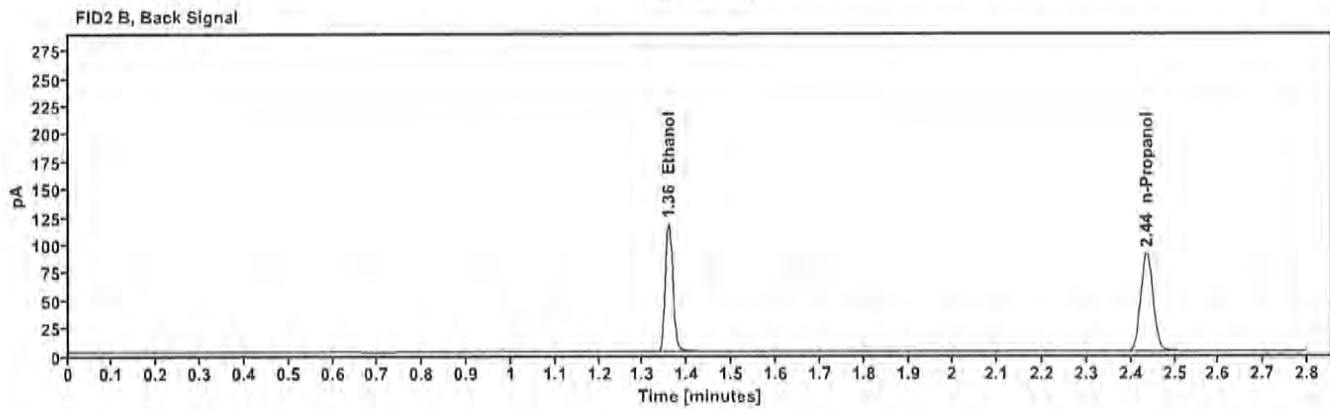
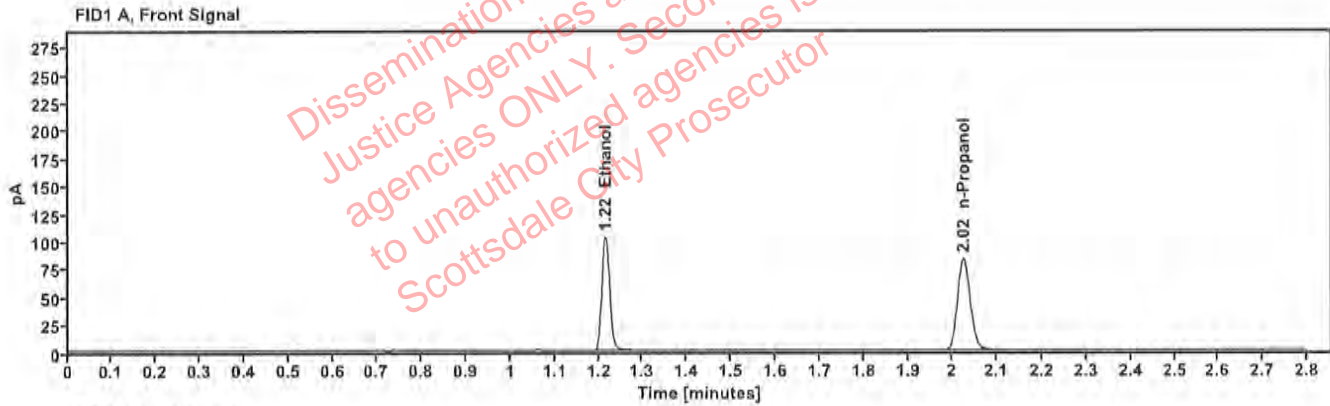


Table 1: FID 1 A (column DB-ALC1)

Compound	Amount (g/100mL)	Time (min)	Peak Area
>Ethanol	0.2052	1.215	130.535
n-Propanol	---	2.024	165.222

Table 2: FID 2 B (column DB-ALC2)

Compound	Time (min)	Peak Area
Ethanol	1.358	139.253
n-Propanol	2.435	175.663

Scottsdale Police Department Crime Lab Volatiles Analysis

Sample:	20012020-B	Vial:	20
Description:	0.080	LIMS ID:	
Method:	ethanol quant.M	Sequence:	20Jul23
Instrument:	US14173023 CN14160045	Injection date:	7/20/2023 12:57:25 PM
Data file:	C:\Chem32\1\Data\20Jul23\20.D	Analyst:	Canonico <i>EC</i>

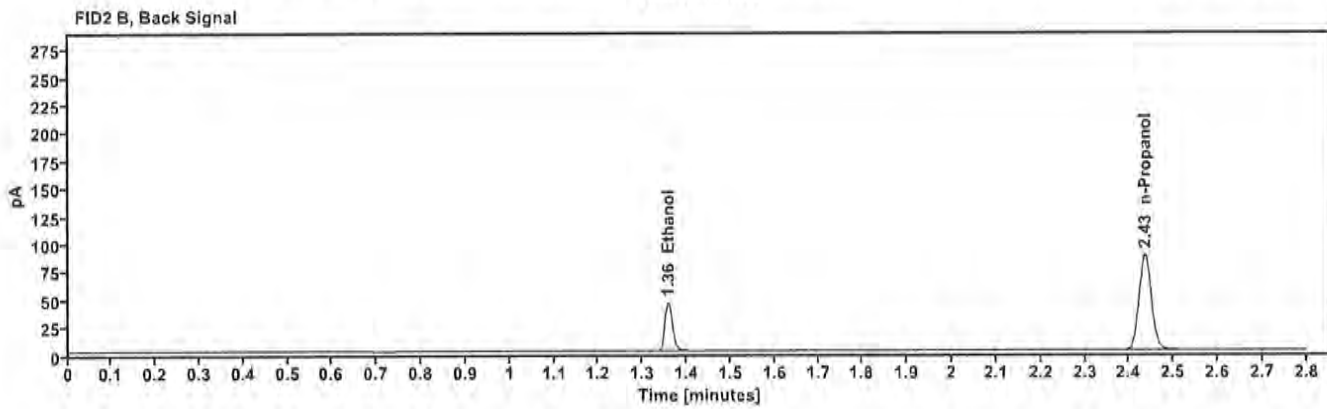
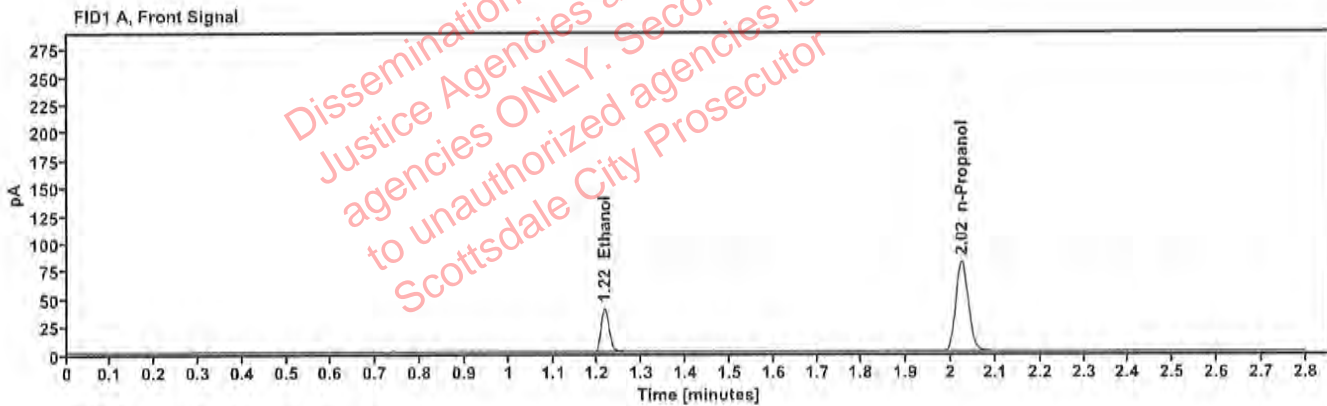


Table 1: FID 1 A (column DB-ALC1)

Compound	Amount (g/100mL)	Time (min)	Peak Area
>Ethanol	0.0815	1.216	50.150
n-Propanol	-----	2.024	161.308

Table 2: FID 2 B (column DB-ALC2)

Compound	Time (min)	Peak Area
Ethanol	1.358	53.409
n-Propanol	2.435	171.617

Scottsdale Police Department Crime Lab Volatiles Analysis

Sample: 4110320133/10	Vial: 31
Description: 0.199	LIMS ID:
Method: ethanol quant.M	Sequence: 20Jul23
Instrument: US14173023 CN14160045	Injection date: 7/20/2023 1:41:56 PM
Data file: C:\Chem32\1\Data\20Jul23\31.D	Analyst: Canonico <i>EC</i>

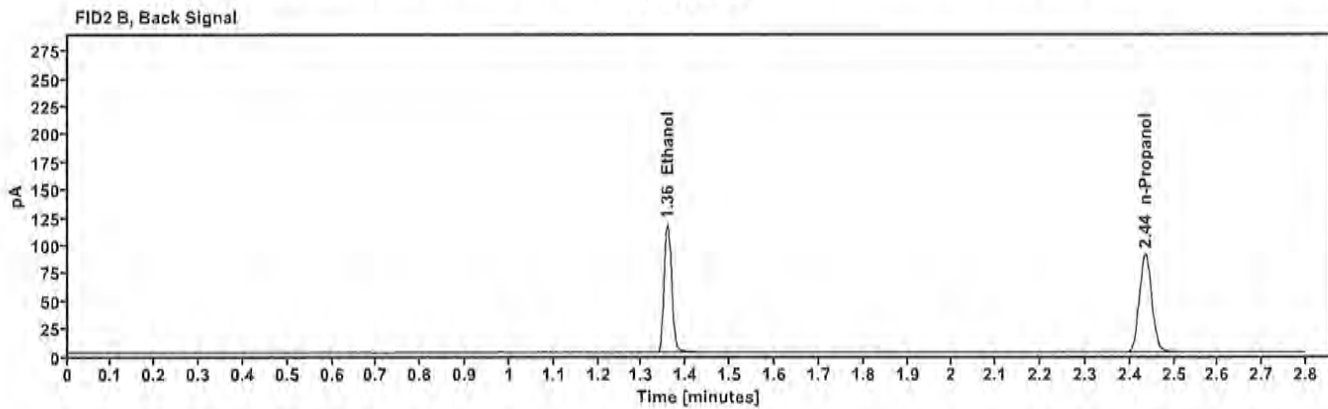
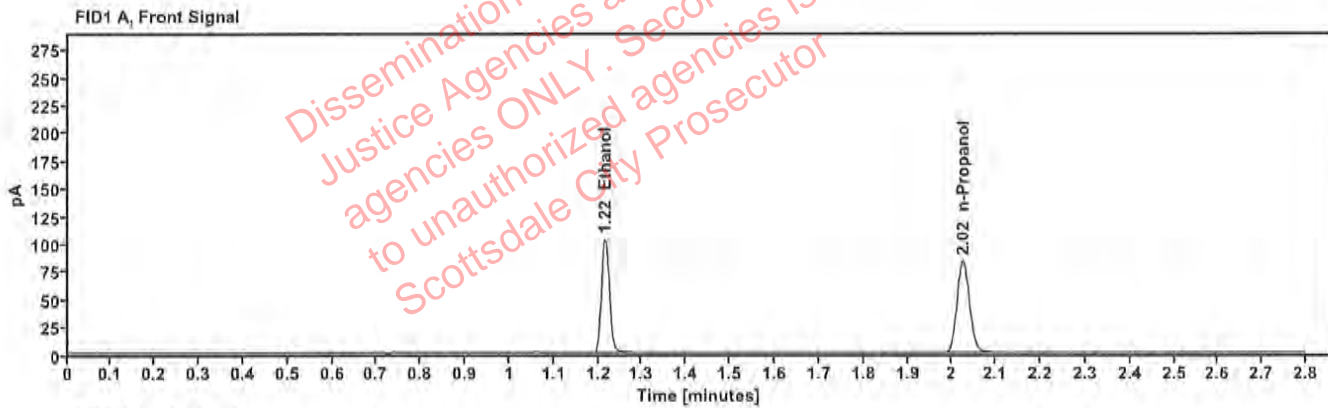


Table 1: FID 1 A (column DB-ALC1)

Compound	Amount (g/100mL)	Time (min)	Peak Area
>Ethanol	0.2055	1.215	130.836
n-Propanol	---	2.024	165.392

Table 2: FID 2 B (column DB-ALC2)

Compound	Time (min)	Peak Area
Ethanol	1.358	139.779
n-Propanol	2.435	176.154

Scottsdale Police Department Crime Lab Volatiles Analysis

Sample: 20012020-B	Vial: 42
Description: 0.080	LIMS ID:
Method: ethanol quant.M	Sequence: 20Jul23
Instrument: US14173023 CN14160045	Injection date: 7/20/2023 2:26:10 PM
Data file: C:\Chem32\1\Data\20Jul23\42.D	Analyst: Canonico <i>EC</i>

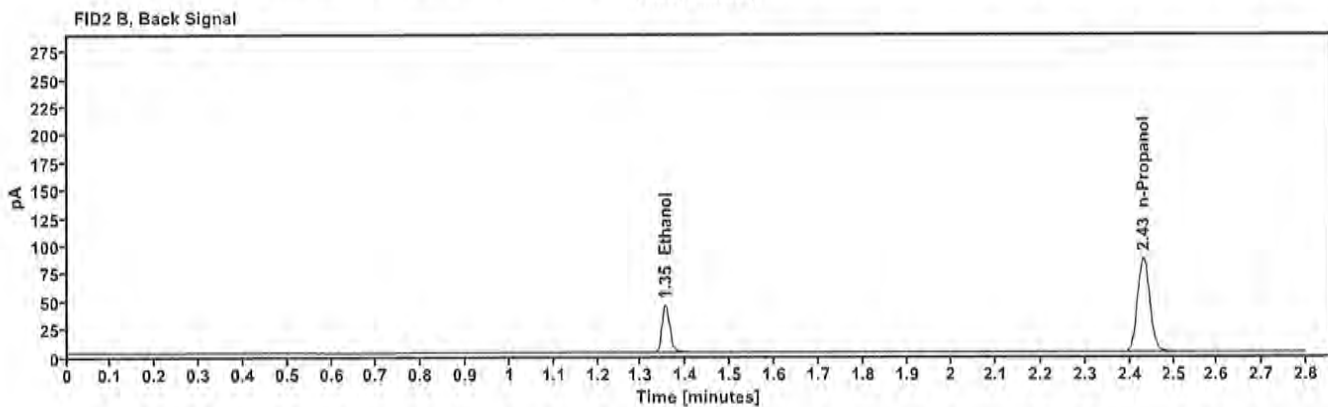
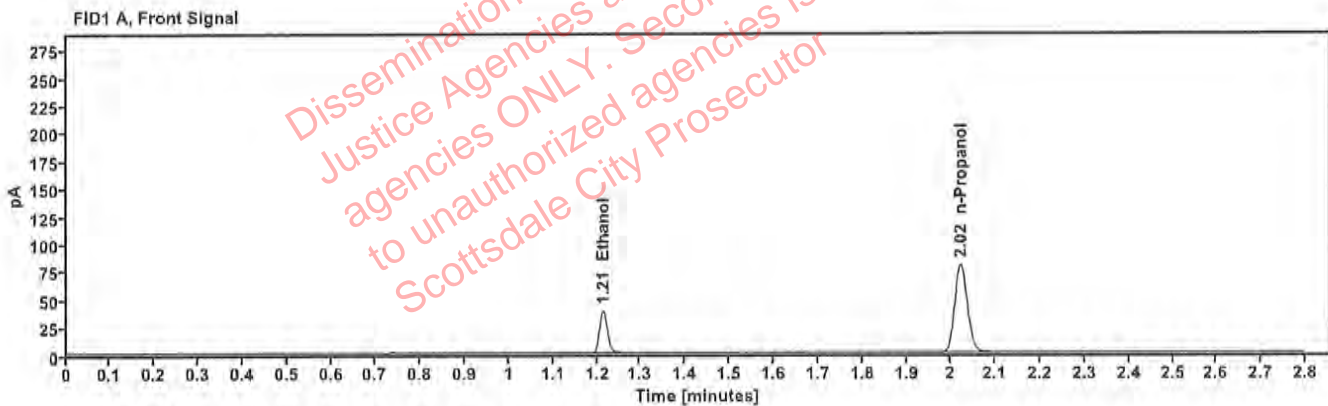


Table 1: FID 1 A (column DB-ALC1)

Compound	Amount (g/100mL)	Time (min)	Peak Area
>Ethanol	0.0807	1.214	49.106
n-Propanol	-----	2.022	159.510

Table 2: FID 2 B (column DB-ALC2)

Compound	Time (min)	Peak Area
Ethanol	1.354	52.460
n-Propanol	2.431	169.961

Scottsdale Police Department Crime Lab Volatiles Analysis

Sample: 30012020-A	Vial: 53
Description: 0.400	LIMS ID:
Method: ethanol quant.M	Sequence: 20Jul23
Instrument: US14173023 CN14160045	Injection date: 7/20/2023 3:10:40 PM
Data file: C:\Chem32\1\Data\20Jul23\53.D	Analyst: Canonico <i>RC</i>

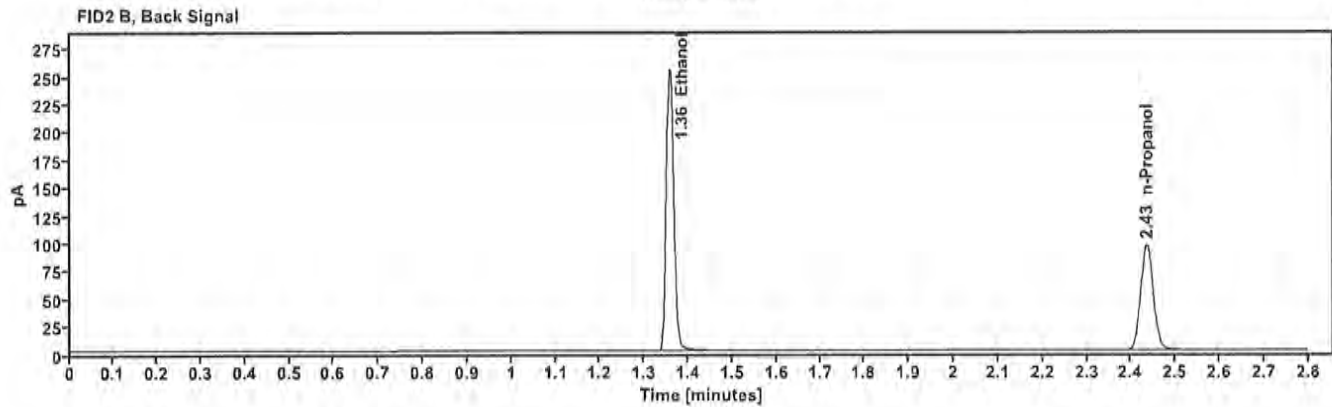
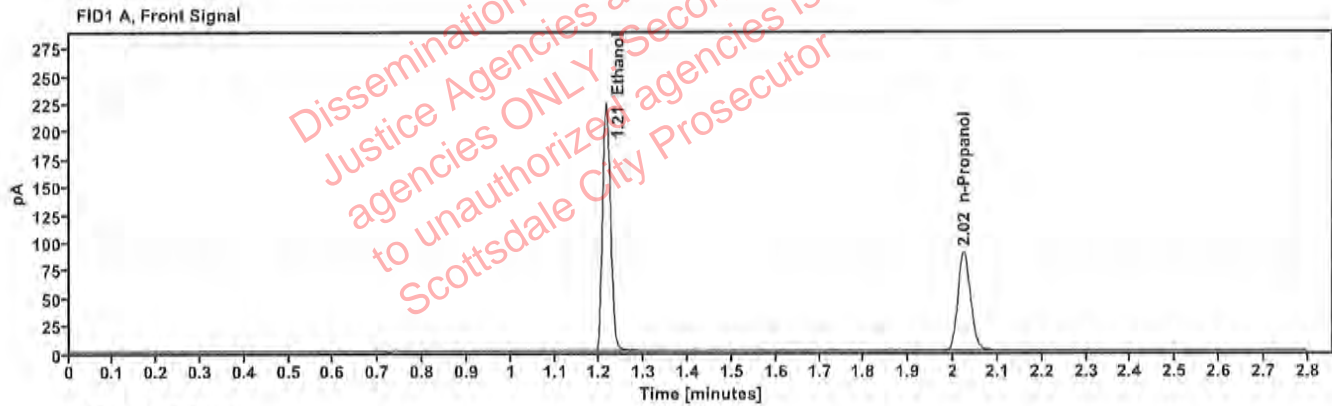


Table 1: FID 1 A (column DB-ALC1)

Compound	Amount (g/100mL)	Time (min)	Peak Area
>Ethanol	0.4157	1.214	284.521
n-Propanol	---	2.024	177.235

Table 2: FID 2 B (column DB-ALC2)

Compound	Time (min)	Peak Area
Ethanol	1.357	305.791
n-Propanol	2.435	189.073

Scottsdale Police Department Crime Lab Volatiles Analysis

Sample: 14082019-B	Vial: 54
Description: 0.040	LIMS ID:
Method: ethanol quant.M	Sequence: 20Jul23
Instrument: US14173023 CN14160045	Injection date: 7/20/2023 3:14:41 PM
Data file: C:\Chem32\1\Data\20Jul23\54.D	Analyst: Canonico <i>EC</i>

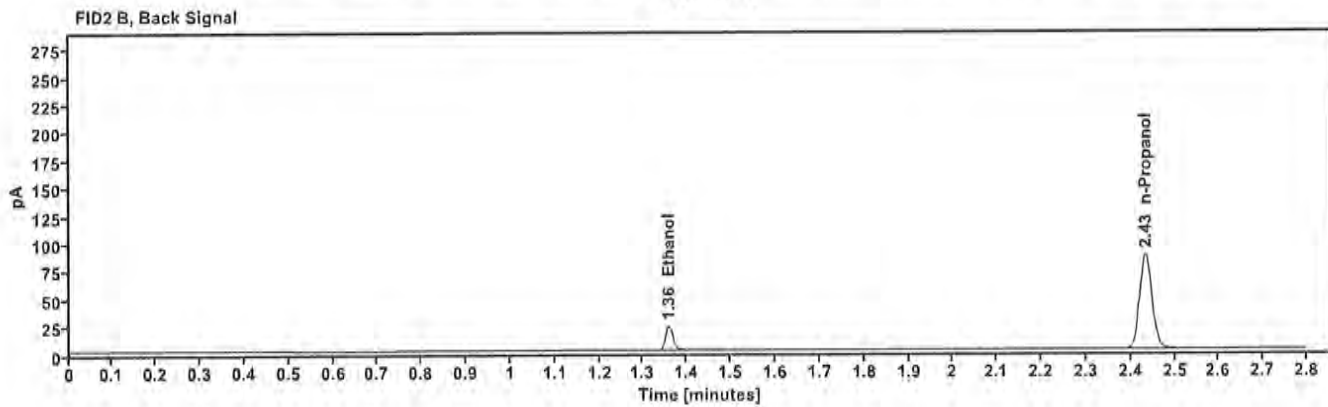
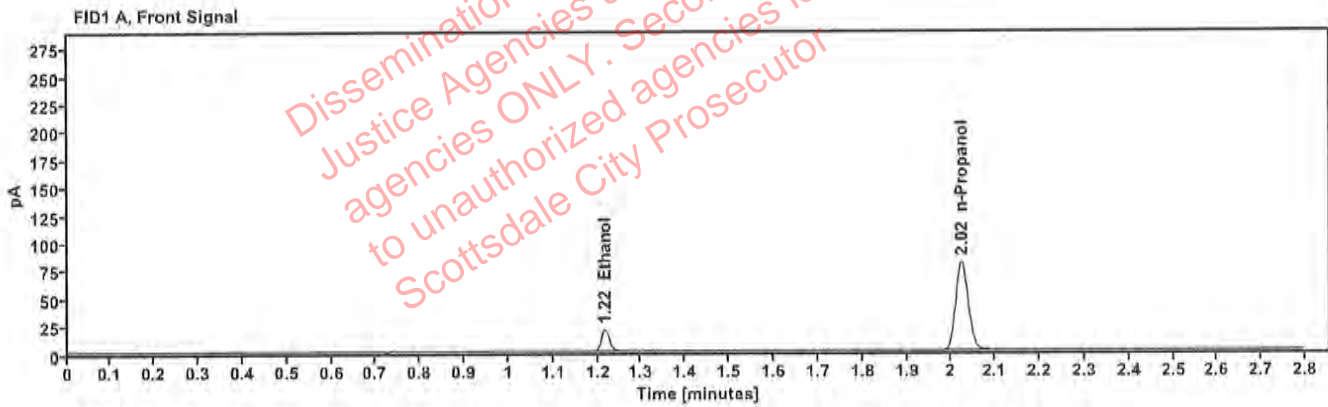


Table 1: FID 1 A (column DB-ALC1)

Compound	Amount (g/100mL)	Time (min)	Peak Area
>Ethanol	0.0417	1.216	25.072
n-Propanol	-----	2.024	159.902

Table 2: FID 2 B (column DB-ALC2)

Compound	Time (min)	Peak Area
Ethanol	1.358	26.806
n-Propanol	2.434	170.382

Scottsdale Police Department Crime Lab Volatiles Analysis

Sample:	4110320133/10	Vial:	55
Description:	0.199	LIMS ID:	
Method:	ethanol quant.M	Sequence:	20Jul23
Instrument:	US14173023 CN14160045	Injection date:	7/20/2023 3:18:56 PM
Data file:	C:\Chem32\1\Data\20Jul23\55.D	Analyst:	Canonico <i>EC</i>

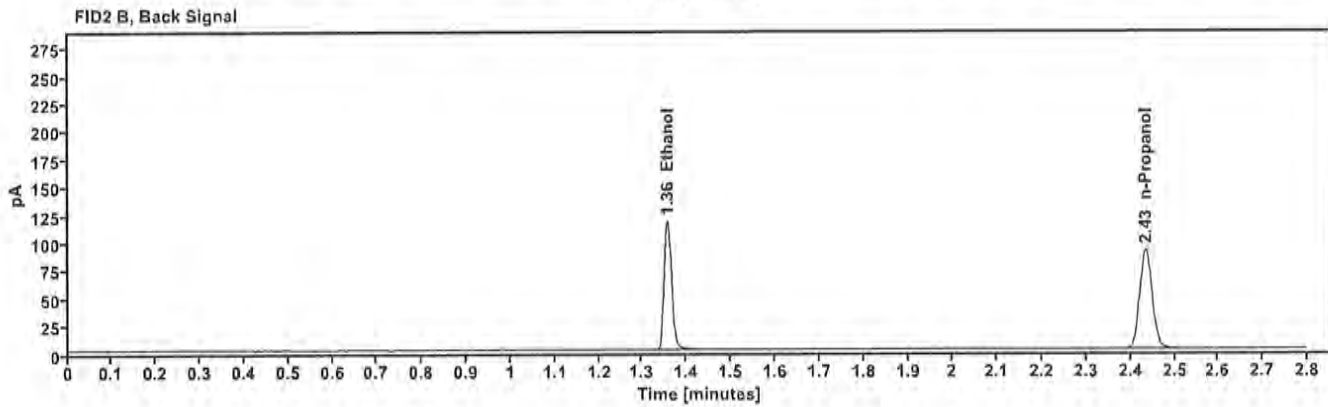
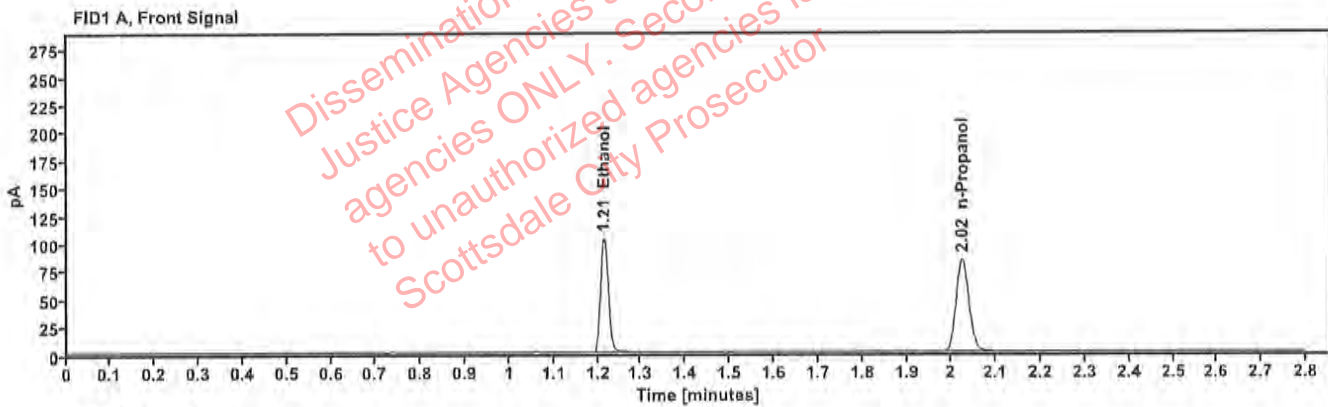


Table 1: FID 1 A (column DB-ALC1)

Compound	Amount (g/100mL)	Time (min)	Peak Area
>Ethanol	0.2041	1.215	131.110
n-Propanol	-----	2.024	166.863

Table 2: FID 2 B (column DB-ALC2)

Compound	Time (min)	Peak Area
Ethanol	1.357	140.230
n-Propanol	2.434	177.819

Scottsdale Police Department Crime Lab Volatiles Analysis

Sample:	060223AQ	Vial:	56
Description:	Negative	LIMS ID:	
Method:	ethanol quant.M	Sequence:	20Jul23
Instrument:	US14173023 CN14160045	Injection date:	7/20/2023 3:22:55 PM
Data file:	C:\Chem32\1\Data\20Jul23\56.D	Analyst:	Canonico <i>EC</i>

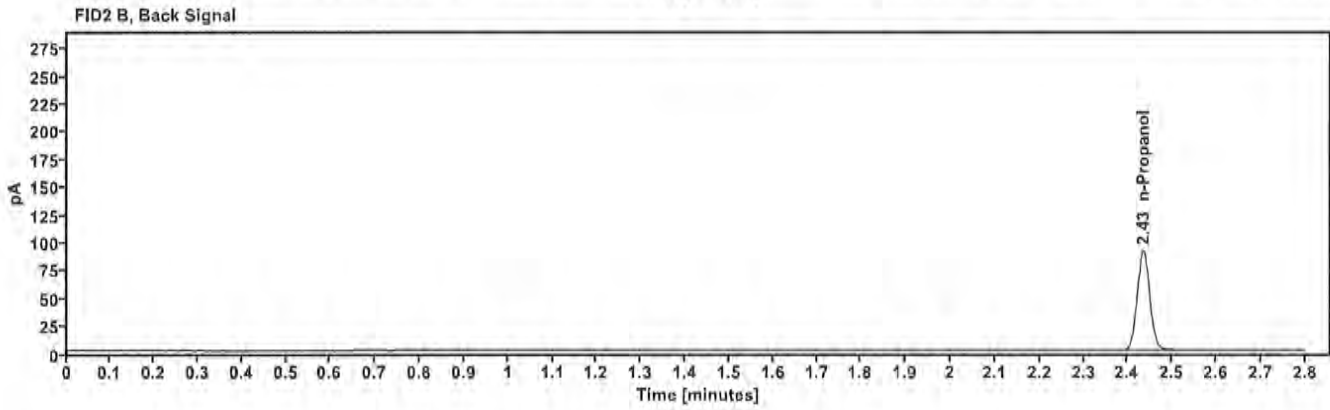
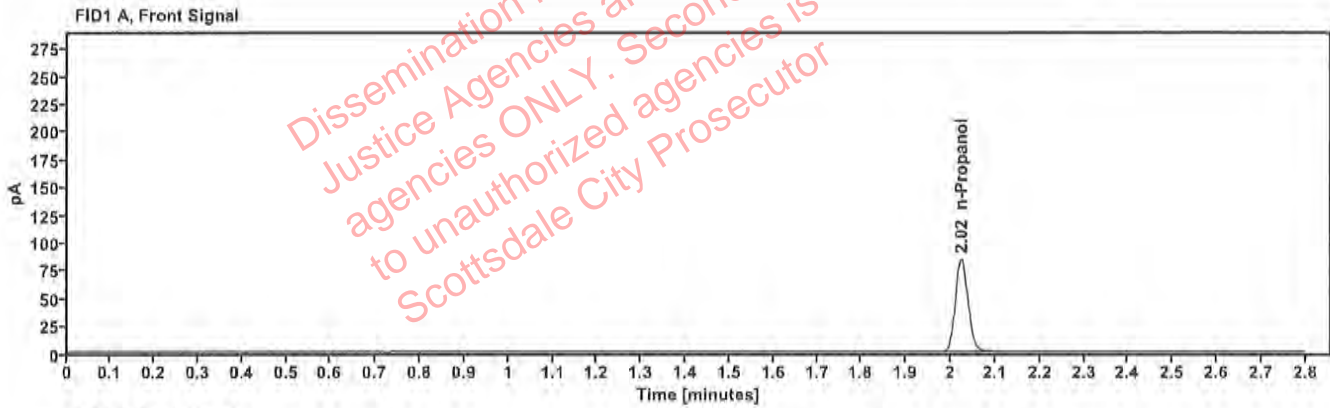


Table 1: FID 1 A (column DB-ALC1)

Compound	Amount (g/100mL)	Time (min)	Peak Area
n-Propanol	-----	2.024	166.930

Table 2: FID 2 B (column DB-ALC2)

Compound	Time (min)	Peak Area
n-Propanol	2.434	177.958

Sequence Summary

Sequence name: 20Jul23 Instrument: US14173023 CN14160045 Analyst: Canonico *ec*

Vial	Sample	Description	Type	LIMS ID	Method
1	FN10051909	0.020 calibrator	Calibration		ethanol quant.M
2	FN05311902	0.100 calibrator	Calibration		ethanol quant.M
3	FN02052101	0.200 calibrator	Calibration		ethanol quant.M
4	FN03052102	0.400 calibrator	Calibration		ethanol quant.M
5	011823WB	Negative	Control		ethanol quant.M
6	050721MIX	Volatiles mix	Control		ethanol quant.M
7	30012020-A	0.400	Control		ethanol quant.M
8	14082019-B	0.040	Control		ethanol quant.M
9	4110320133/10	0.199	Control		ethanol quant.M
10	2313857-2		Sample		ethanol quant.M
11	2313857-2		Sample		ethanol quant.M
12	2314005-1		Sample		ethanol quant.M
13	2314005-1		Sample		ethanol quant.M
14	2313790-1		Sample		ethanol quant.M
15	2313790-1		Sample		ethanol quant.M
16	2313780-2		Sample		ethanol quant.M
17	2313780-2		Sample		ethanol quant.M
18	2313852-2		Sample		ethanol quant.M
19	2313852-2		Sample		ethanol quant.M
20	20012020-B	0.080	Control		ethanol quant.M
21	2313880-4		Sample		ethanol quant.M
22	2313880-4		Sample		ethanol quant.M
23	2314062-1		Sample		ethanol quant.M
24	2314062-1		Sample		ethanol quant.M
25	2314067-1		Sample		ethanol quant.M
26	2314067-1		Sample		ethanol quant.M
27	2314139-1		Sample		ethanol quant.M
28	2314139-1		Sample		ethanol quant.M
29	2314218-2		Sample		ethanol quant.M
30	2314218-2		Sample		ethanol quant.M
31	4110320133/10	0.199	Control		ethanol quant.M
32	2313853-2		Sample		ethanol quant.M
33	2313853-2		Sample		ethanol quant.M
34	2314143-3		Sample		ethanol quant.M
35	2314143-3		Sample		ethanol quant.M
36	2314286-1		Sample		ethanol quant.M
37	2314286-1		Sample		ethanol quant.M
38	2314293-1		Sample		ethanol quant.M
39	2314293-1		Sample		ethanol quant.M
40	425-01S.E.		Sample		ethanol quant.M
41	425-01S.E.		Sample		ethanol quant.M
42	20012020-B	0.080	Control		ethanol quant.M
43	353-01J.P.		Sample		ethanol quant.M
44	353-01J.P.		Sample		ethanol quant.M
45	408-01I.R.		Sample		ethanol quant.M
46	408-01I.R.		Sample		ethanol quant.M
47	414-01M.M.		Sample		ethanol quant.M

Dissemination is restricted to Criminal Justice Agencies and authorized agencies ONLY. Secondary dissemination to unauthorized agencies is PROHIBITED. Scottsdale City Prosecutor

Sequence Summary

EE

48	414-01M.M.		Sample		ethanol quant.M
49	423-01K.H.		Sample		ethanol quant.M
50	423-01K.H.		Sample		ethanol quant.M
51	390-01J.S.		Sample		ethanol quant.M
52	390-01J.S.		Sample		ethanol quant.M
53	30012020-A	0.400	Control		ethanol quant.M
54	14082019-B	0.040	Control		ethanol quant.M
55	4110320133/10	0.199	Control		ethanol quant.M
56	060223AQ	Negative	Control		ethanol quant.M

Dissemination is restricted to Criminal Justice Agencies and authorized agencies ONLY. Secondary dissemination to unauthorized agencies is PROHIBITED.
Scottsdale City Prosecutor

Scottsdale Police Department Crime Laboratory Summary of Cases

SEQUENCE NAME: 20Jul23

ANALYST: Canonico

Vials	Test 1 (g/dL)	Test 2 (g/dL)	Mean (g/dL)	Percent Difference*	Absolute Difference (g/dL)*
10 11	0.1212	0.1204	0.12080	0.33	0.00040
12 13	0.1553	0.1557	0.15550	0.13	0.00020
14 15	0.1683	0.1692	0.16875	0.27	0.00045
16 17	0.0885	0.0890	0.08875	0.28	0.00025
18 19	0.0715	0.0720	0.07175	0.35	0.00025
21 22	0.1662	0.1658	0.16600	0.12	0.00020
23 24	0.0000	0.0000	0.00000	0.00	0.00000
25 26	0.1952	0.1970	0.19610	0.46	0.00090
27 28	0.2370	0.2356	0.23630	0.30	0.00070
29 30	0.1196	0.1191	0.11935	0.21	0.00025
32 33	0.2008	0.2024	0.20160	0.40	0.00080
34 35	0.1263	0.1264	0.12635	0.04	0.00005
36 37	0.2559	0.2544	0.25515	0.29	0.00075
38 39	0.0881	0.0869	0.08750	0.69	0.00060
40 41	0.1288	0.1298	0.12930	0.39	0.00050
43 44	0.0000	0.0000	0.00000	0.00	0.00000
45 46	0.1494	0.1476	0.14850	0.61	0.00090
47 48	0.0835	0.0829	0.08320	0.36	0.00030
49 50	0.0901	0.0902	0.09015	0.06	0.00005
51 52	0.1425	0.1440	0.14325	0.52	0.00075

*Calculated differences are differences from the mean of the two results.

Scottsdale Police Department Crime Lab Volatiles Analysis

Sample:	2313857-2	Vial:	10
Description:	██████████	LIMS ID:	██████████
Method:	ethanol quant.M	Sequence:	20Jul23
Instrument:	US14173023 CN14160045	Injection date:	7/20/2023 12:16:55 PM
Data file:	C:\Chem32\1\Data\20Jul23\10.D	Analyst:	Canonico

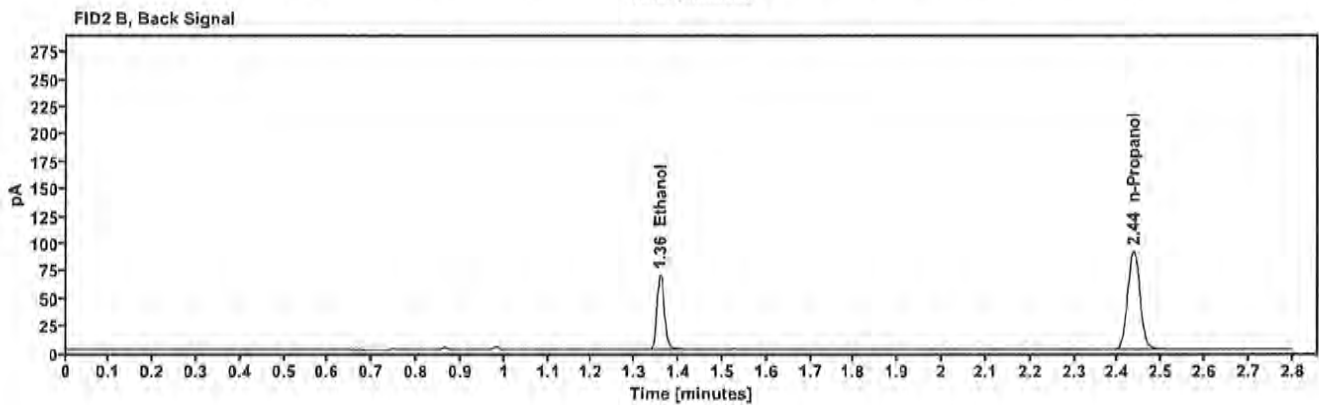
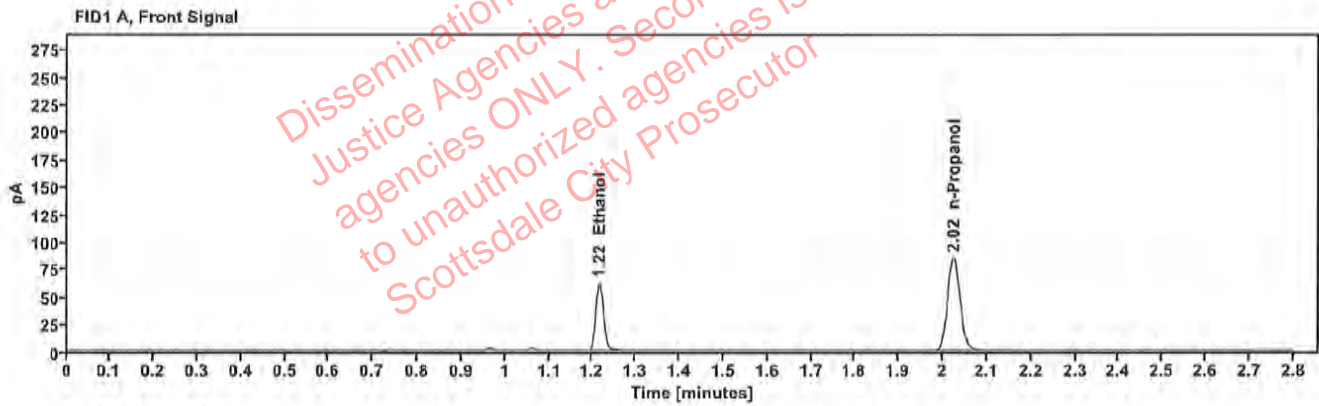


Table 1: FID 1 A (column DB-ALC1)

Compound	Amount (g/100mL)	Time (min)	Peak Area
>Ethanol	0.1212	1.216	77.927
n-Propanol	—	2.024	167.780

Table 2: FID 2 B (column DB-ALC2)

Compound	Time (min)	Peak Area
Ethanol	1.358	82.807
n-Propanol	2.435	178.317

Scottsdale Police Department Crime Lab Volatiles Analysis

Sample:	2313857-2	Vial:	11
Description:	██████████	LIMS ID:	██████████
Method:	ethanol quant.M	Sequence:	20Jul23
Instrument:	US14173023 CN14160045	Injection date:	7/20/2023 12:20:56 PM
Data file:	C:\Chem32\1\Data\20Jul23\11.D	Analyst:	Canonico

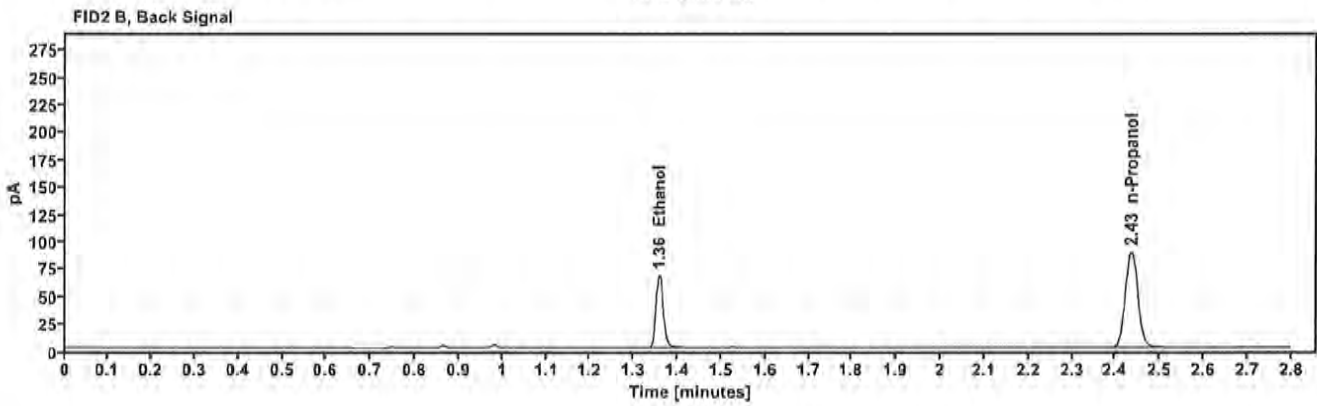
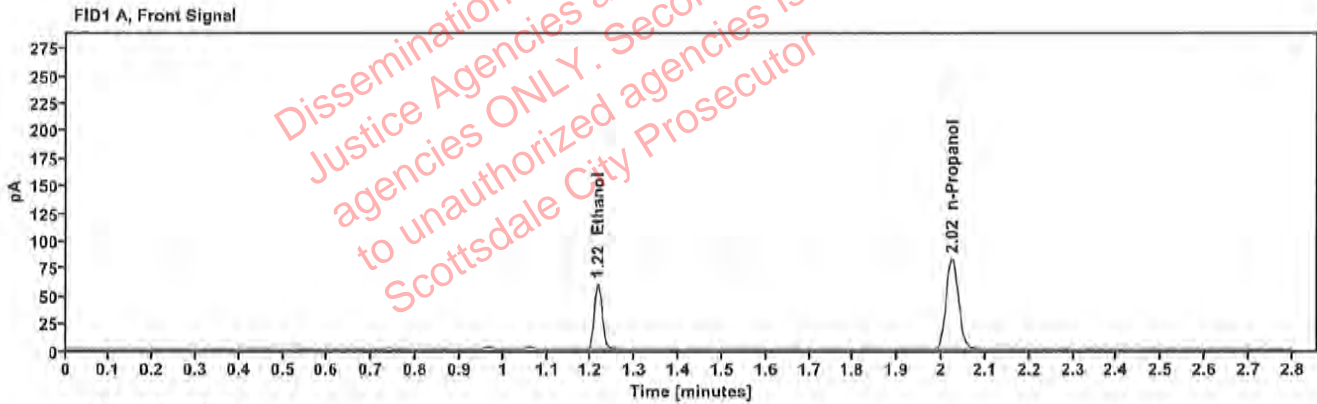


Table 1: FID 1 A (column DB-ALC1)

Compound	Amount (g/100mL)	Time (min)	Peak Area
>Ethanol	0.1204	1.215	75.388
n-Propanol	-----	2.024	163.401

Table 2: FID 2 B (column DB-ALC2)

Compound	Time (min)	Peak Area
Ethanol	1.358	80.175
n-Propanol	2.435	173.778

Scottsdale Police Department Crime Lab Volatiles Analysis

Sample:	2314005-1	Vial:	12
Description:	[REDACTED]	LIMS ID:	[REDACTED]
Method:	ethanol quant.M	Sequence:	20Jul23
Instrument:	US14173023 CN14160045	Injection date:	7/20/2023 12:24:56 PM
Data file:	C:\Chem32\1\Data\20Jul23\12.D	Analyst:	Canonico

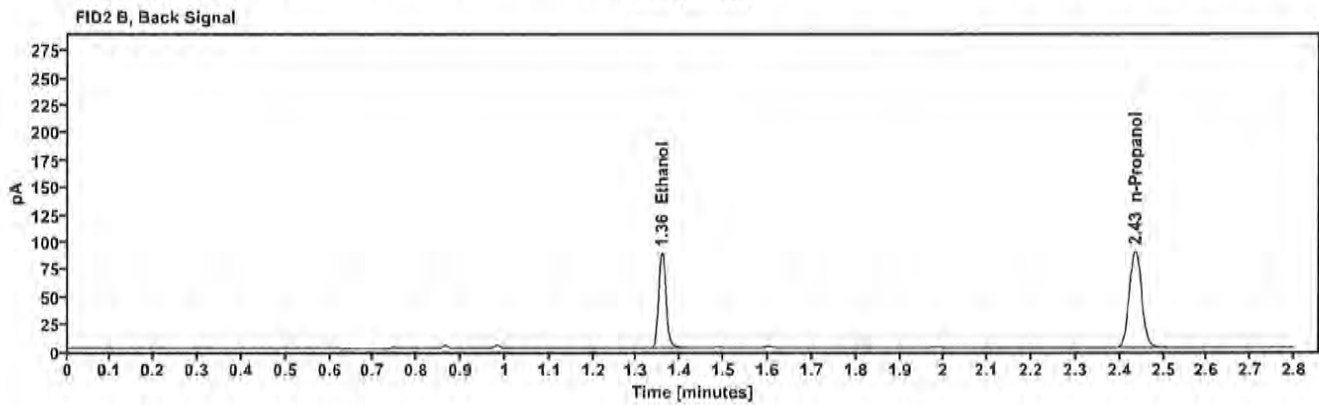
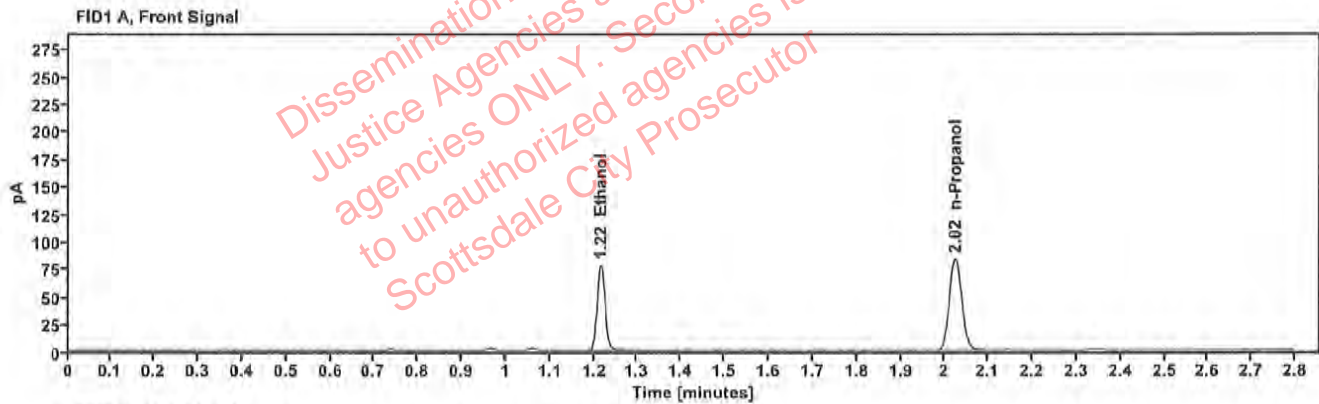


Table 1: FID 1 A (column DB-ALC1)

Compound	Amount (g/100mL)	Time (min)	Peak Area
>Ethanol	0.1553	1.215	98.999
n-Propanol	---	2.024	165.942

Table 2: FID 2 B (column DB-ALC2)

Compound	Time (min)	Peak Area
Ethanol	1.358	105.698
n-Propanol	2.435	175.902

[REDACTED]: Canonico, Erika - (21-Jul-2023)

Case: [REDACTED] User: ecanonico 7/21/2023

Scottsdale Police Department Crime Lab Volatiles Analysis

Sample:	2314005-1	Vial:	13
Description:	[REDACTED]	LIMS ID:	[REDACTED]
Method:	ethanol quant.M	Sequence:	20Jul23
Instrument:	US14173023 CN14160045	Injection date:	7/20/2023 12:29:10 PM
Data file:	C:\Chem32\1\Data\20Jul23\13.D	Analyst:	Canonico

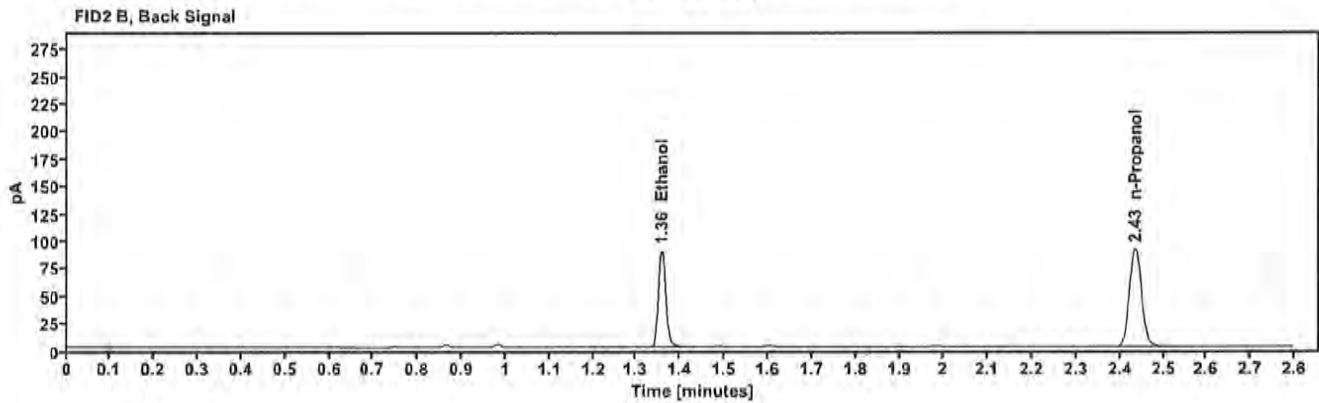
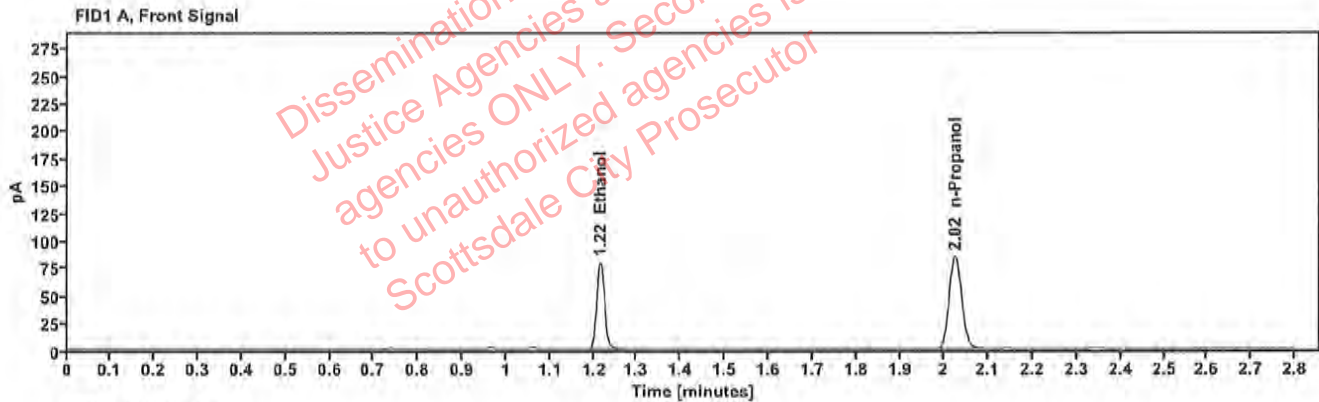


Table 1: FID 1 A (column DB-ALC1)

Compound	Amount (g/100mL)	Time (min)	Peak Area
>Ethanol	0.1557	1.215	100.571
n-Propanol	—	2.024	168.168

Table 2: FID 2 B (column DB-ALC2)

Compound	Time (min)	Peak Area
Ethanol	1.358	107.415
n-Propanol	2.435	178.316

██████████: Canonico, Erika - (21-Jul-2023)

Case: ██████████ User: ecanonico 7/21/2023

Scottsdale Police Department Crime Lab Volatiles Analysis

Sample:	2313790-1	Vial:	14
Description:	██████████	LIMS ID:	██████████
Method:	ethanol quant.M	Sequence:	20Jul23
Instrument:	US14173023 CN14160045	Injection date:	7/20/2023 12:33:10 PM
Data file:	C:\Chem32\1\Data\20Jul23\14.D	Analyst:	Canonico

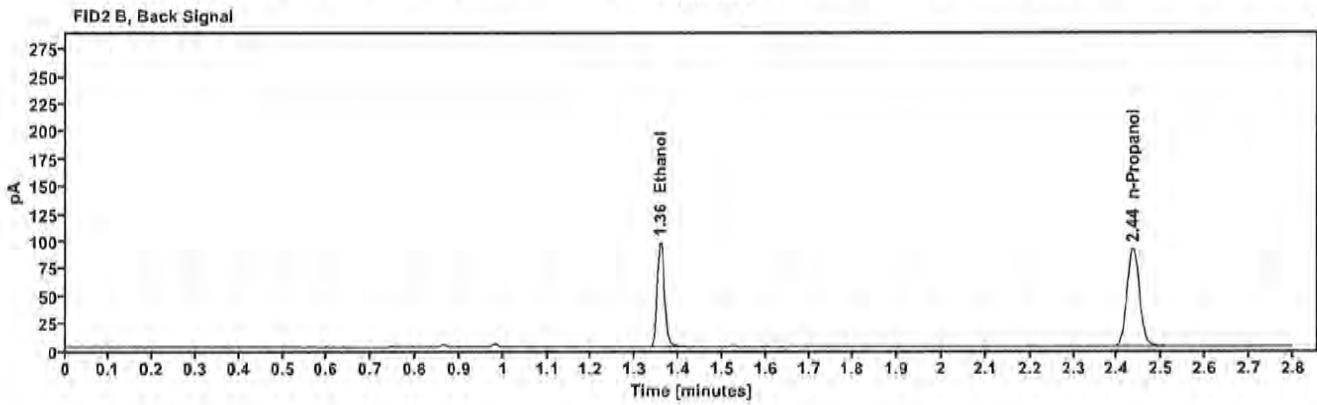
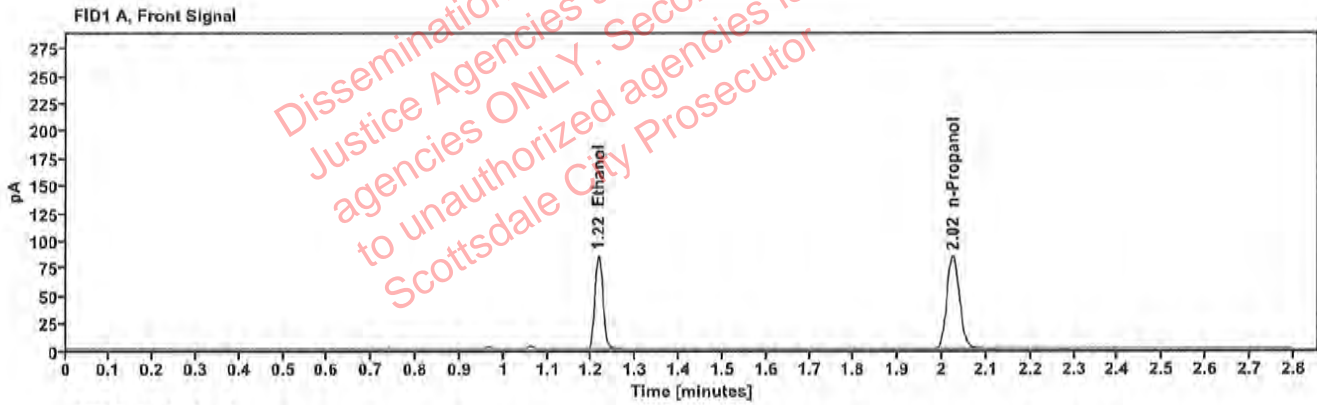


Table 1: FID 1 A (column DB-ALC1)

Compound	Amount (g/100mL)	Time (min)	Peak Area
>Ethanol	0.1683	1.215	108.513
n-Propanol	—	2.024	167.720

Table 2: FID 2 B (column DB-ALC2)

Compound	Time (min)	Peak Area
Ethanol	1.358	115.825
n-Propanol	2.435	178.328

██████████: Canonico, Erika - (21-Jul-2023)

Case: ██████████ User: econonico 7/21/2023

Scottsdale Police Department Crime Lab Volatiles Analysis

Sample:	2313790-1	Vial:	15
Description:	██████████	LIMS ID:	██████████
Method:	ethanol quant.M	Sequence:	20Jul23
Instrument:	US14173023 CN14160045	Injection date:	7/20/2023 12:37:10 PM
Data file:	C:\Chem32\1\Data\20Jul23\15.D	Analyst:	Canonico

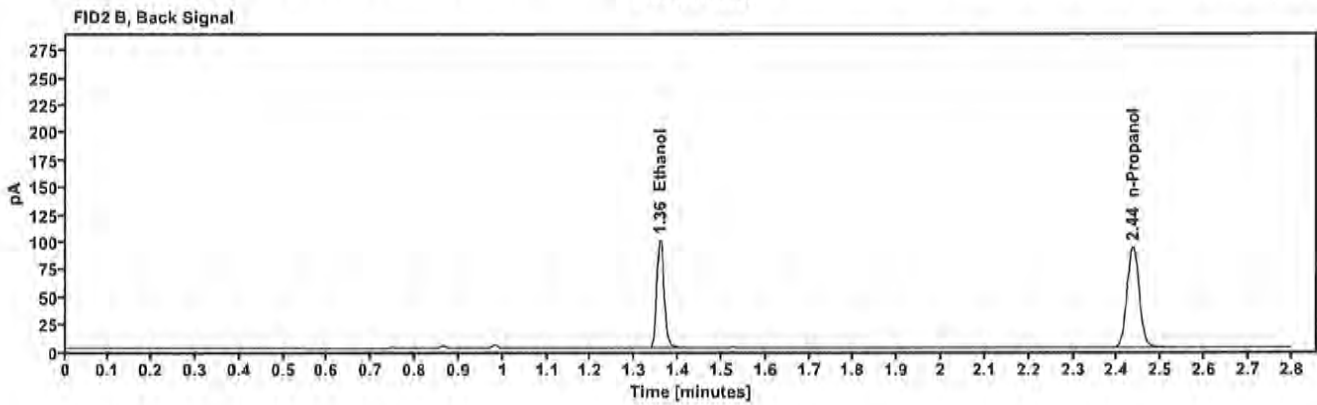
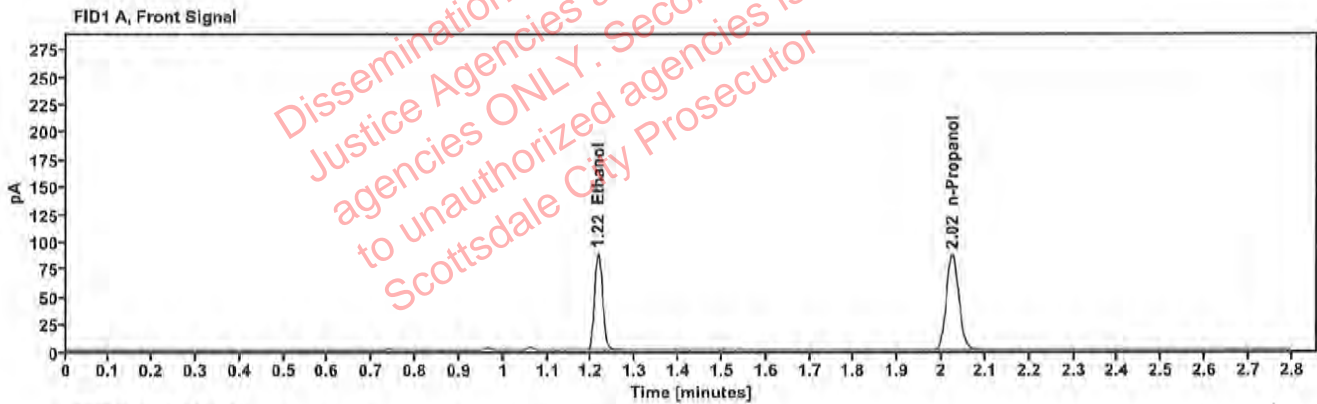


Table 1: FID 1 A (column DB-ALC1)

Compound	Amount (g/100mL)	Time (min)	Peak Area
>Ethanol	0.1692	1.215	111.981
n-Propanol	-----	2.024	172.190

Table 2: FID 2 B (column DB-ALC2)

Compound	Time (min)	Peak Area
Ethanol	1.358	119.432
n-Propanol	2.435	182.977

██████████: Canonico, Erika - (21-Jul-2023)

Case: ██████████ User: ecanonico 7/21/2023

Scottsdale Police Department Crime Lab Volatiles Analysis

Sample:	2313780-2	Vial:	16
Description:	██████████	LIMS ID:	██████████
Method:	ethanol quant.M	Sequence:	20Jul23
Instrument:	US14173023 CN14160045	Injection date:	7/20/2023 12:41:10 PM
Data file:	C:\Chem32\1\Data\20Jul23\16.D	Analyst:	Canonico

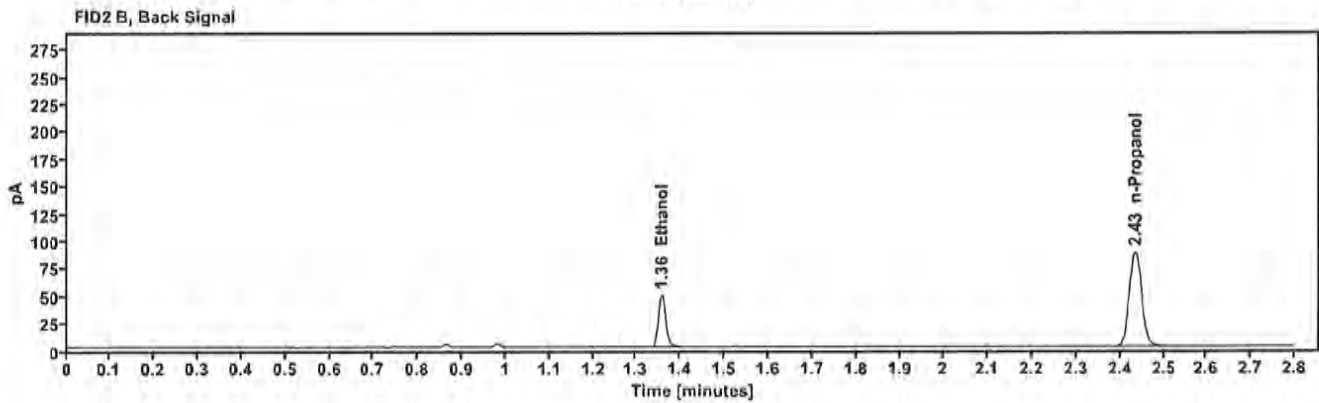
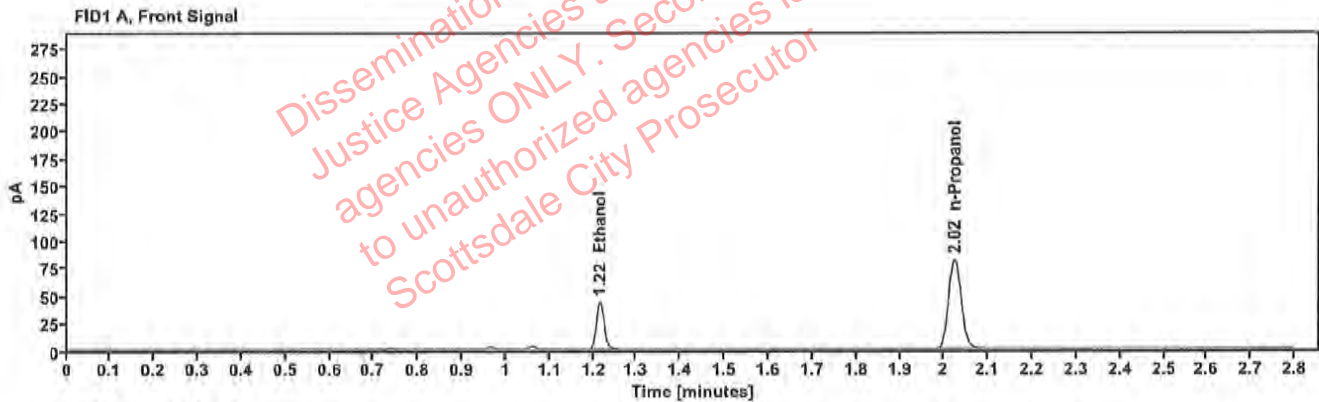


Table 1: FID 1 A (column DB-ALC1)

Compound	Amount (g/100mL)	Time (min)	Peak Area
>Etanol	0.0885	1.216	54.492
n-Propanol	—	2.024	161.259

Table 2: FID 2 B (column DB-ALC2)

Compound	Time (min)	Peak Area
Ethanol	1.357	57.693
n-Propanol	2.434	171.334

██████████: Canonico, Erika - (21-Jul-2023)

Case: ██████████ User: ecanonico 7/21/2023

Scottsdale Police Department Crime Lab Volatiles Analysis

Sample:	2313780-2	Vial:	17
Description:	██████████	LIMS ID:	██████████
Method:	ethanol quant.M	Sequence:	20Jul23
Instrument:	US14173023 CN14160045	Injection date:	7/20/2023 12:45:10 PM
Data file:	C:\Chem32\1\Data\20Jul23\17.D	Analyst:	Canonico

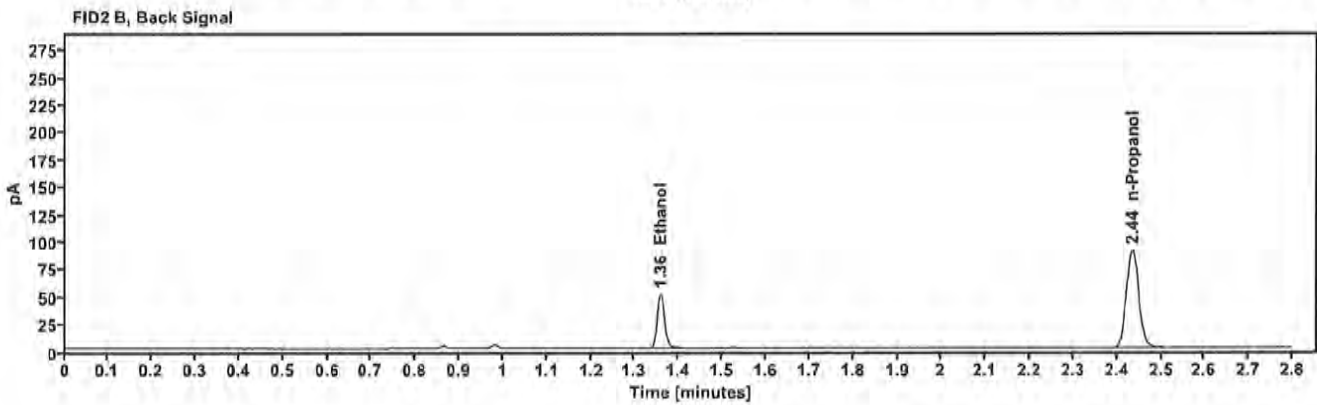
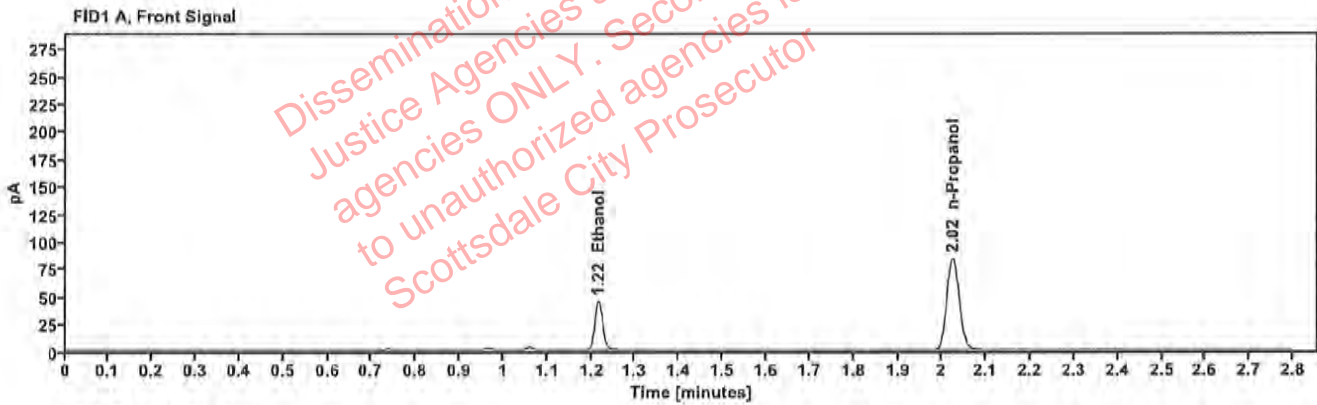


Table 1: FID 1 A (column DB-ALC1)

Compound	Amount (g/100mL)	Time (min)	Peak Area
>Ethanol	0.0890	1.216	56.579
n-Propanol	-----	2.024	166.515

Table 2: FID 2 B (column DB-ALC2)

Compound	Time (min)	Peak Area
Ethanol	1.358	60.124
n-Propanol	2.435	177.186

██████████ : Canonico, Erika - (21-Jul-2023)

Case: ██████████ User: ecanonico 7/21/2023

Scottsdale Police Department Crime Lab Volatiles Analysis

Sample:	2313852-2	Vial:	18
Description:	██████████	LIMS ID:	██████████
Method:	ethanol quant.M	Sequence:	20Jul23
Instrument:	US14173023 CN14160045	Injection date:	7/20/2023 12:49:10 PM
Data file:	C:\Chem32\1\Data\20Jul23\18.D	Analyst:	Canonico

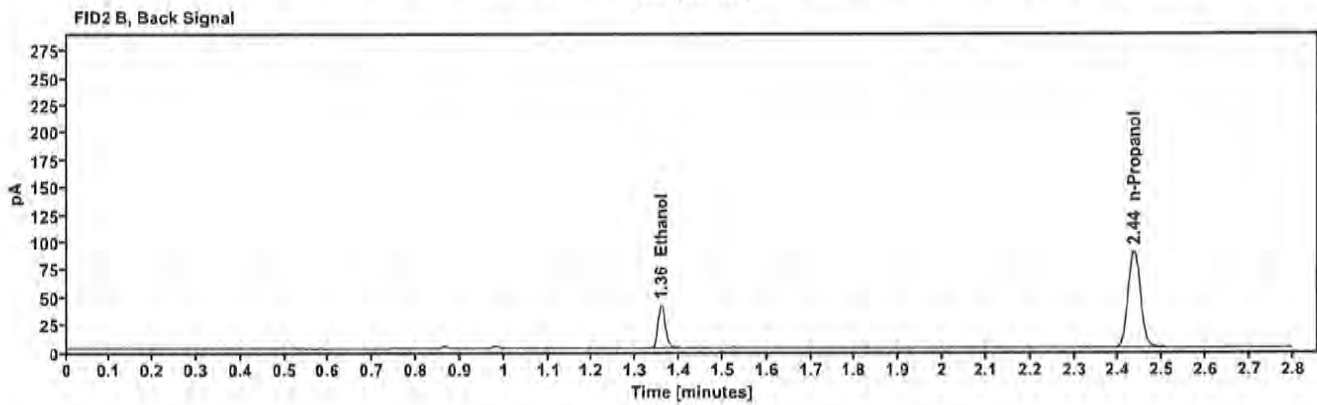
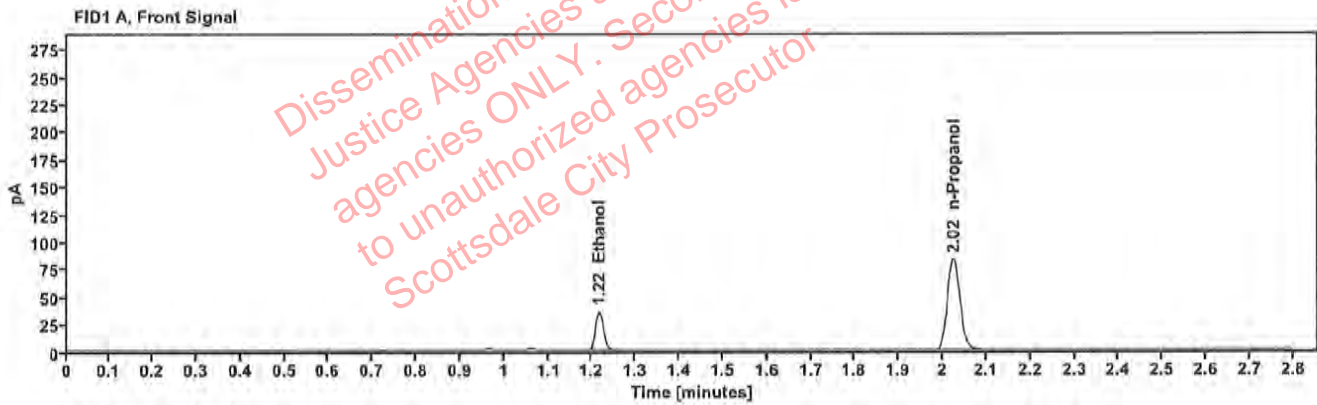


Table 1: FID 1 A (column DB-ALC1)

Compound	Amount (g/100mL)	Time (min)	Peak Area
>Ethanol	0.0715	1.216	44.965
n-Propanol	-----	2.024	165.203

Table 2: FID 2 B (column DB-ALC2)

Compound	Time (min)	Peak Area
Ethanol	1.358	47.896
n-Propanol	2.435	175.869

██████████: Canonico, Erika - (21-Jul-2023)

Case: ██████████ User: ecanonico 7/21/2023

Scottsdale Police Department Crime Lab Volatiles Analysis

Sample:	2313852-2	Vial:	19
Description:	██████████	LIMS ID:	██████████
Method:	ethanol quant.M	Sequence:	20Jul23
Instrument:	US14173023 CN14160045	Injection date:	7/20/2023 12:53:25 PM
Data file:	C:\Chem32\1\Data\20Jul23\19.D	Analyst:	Canonico

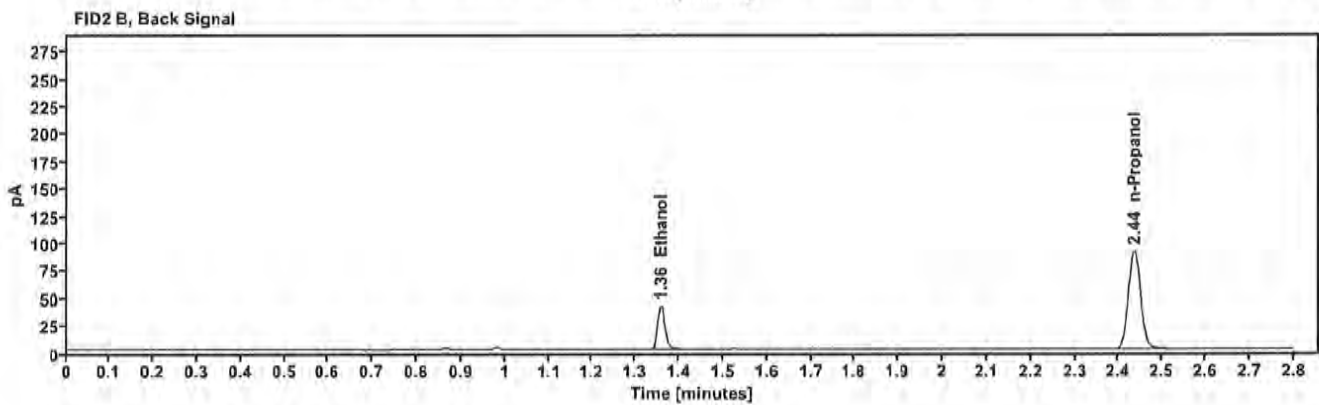
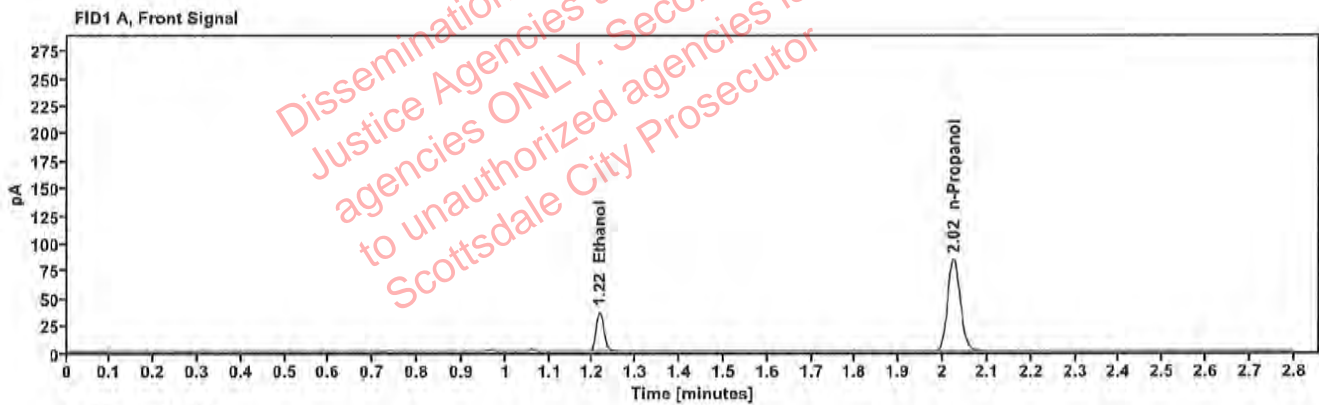


Table 1: FID 1 A (column DB-ALC1)

Compound	Amount (g/100mL)	Time (min)	Peak Area
>Ethanol	0.0720	1.216	45.833
n-Propanol	-----	2.024	167.288

Table 2: FID 2 B (column DB-ALC2)

Compound	Time (min)	Peak Area
Ethanol	1.358	48.712
n-Propanol	2.435	178.121

██████████: Canonico, Erika - (21-Jul-2023)

Case: ██████████ User: ecanonico 7/21/2023

Scottsdale Police Department Crime Lab Volatiles Analysis

Sample:	2313880-4	Vial:	21
Description:	██████████	LIMS ID:	██████████
Method:	ethanol quant.M	Sequence:	20Jul23
Instrument:	US14173023 CN14160045	Injection date:	7/20/2023 1:01:26 PM
Data file:	C:\Chem32\1\Data\20Jul23\21.D	Analyst:	Canonico

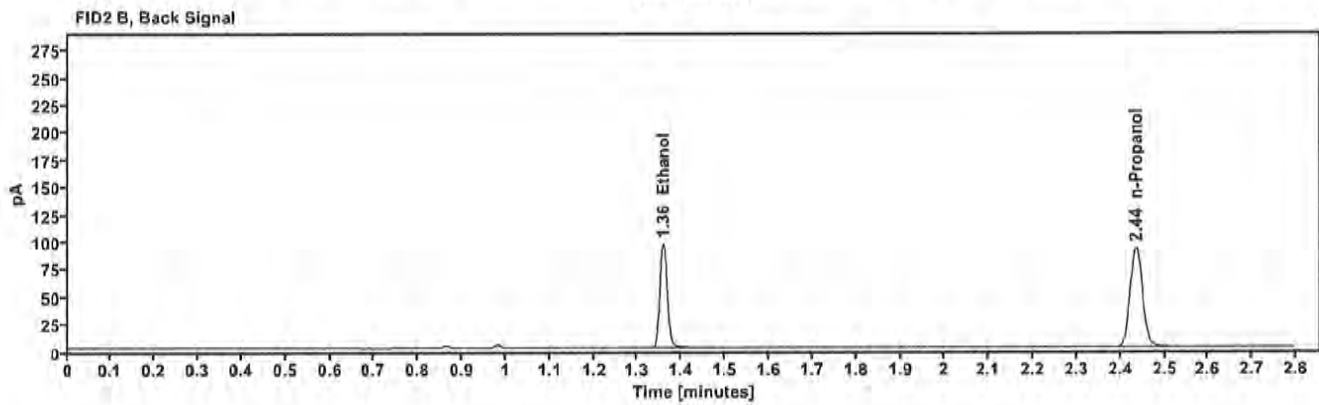
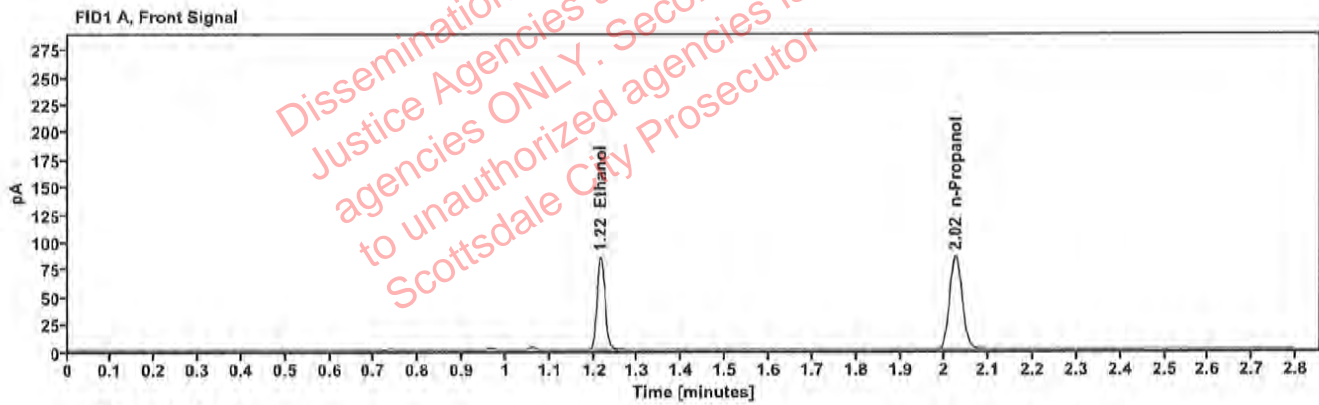


Table 1: FID 1 A (column DB-ALC1)

Compound	Amount (g/100mL)	Time (min)	Peak Area
>Ethanol	0.1662	1.215	108.011
n-Propanol	—	2.024	169.115

Table 2: FID 2 B (column DB-ALC2)

Compound	Time (min)	Peak Area
Ethanol	1.358	115.114
n-Propanol	2.435	180.084

[REDACTED] : Canonico, Erika - (21-Jul-2023)

Case: [REDACTED] User: ecanonico 7/21/2023

Scottsdale Police Department Crime Lab Volatiles Analysis

Sample:	2313880-4	Vial:	22
Description:	[REDACTED]	LIMS ID:	[REDACTED]
Method:	ethanol quant.M	Sequence:	20Jul23
Instrument:	US14173023 CN14160045	Injection date:	7/20/2023 1:05:25 PM
Data file:	C:\Chem32\1\Data\20Jul23\22.D	Analyst:	Canonico

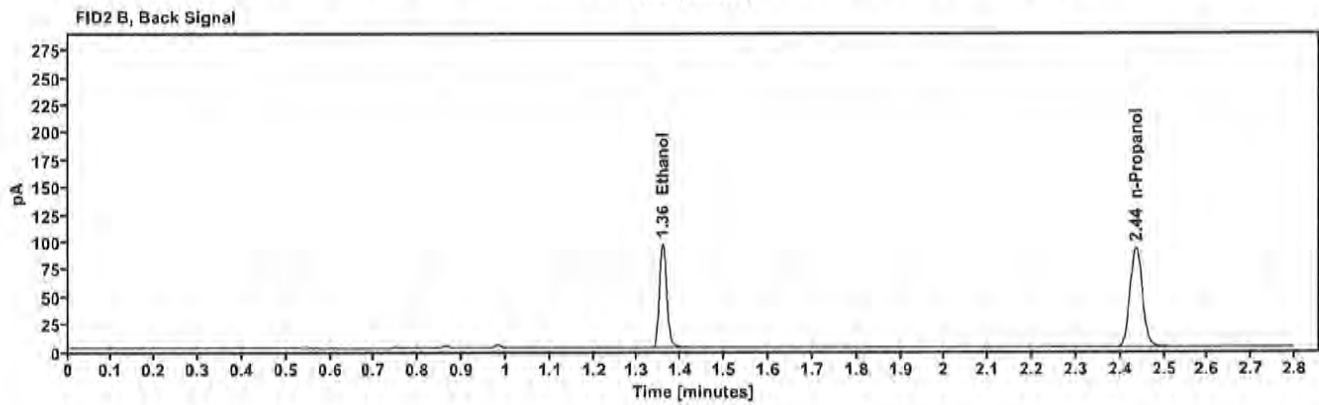
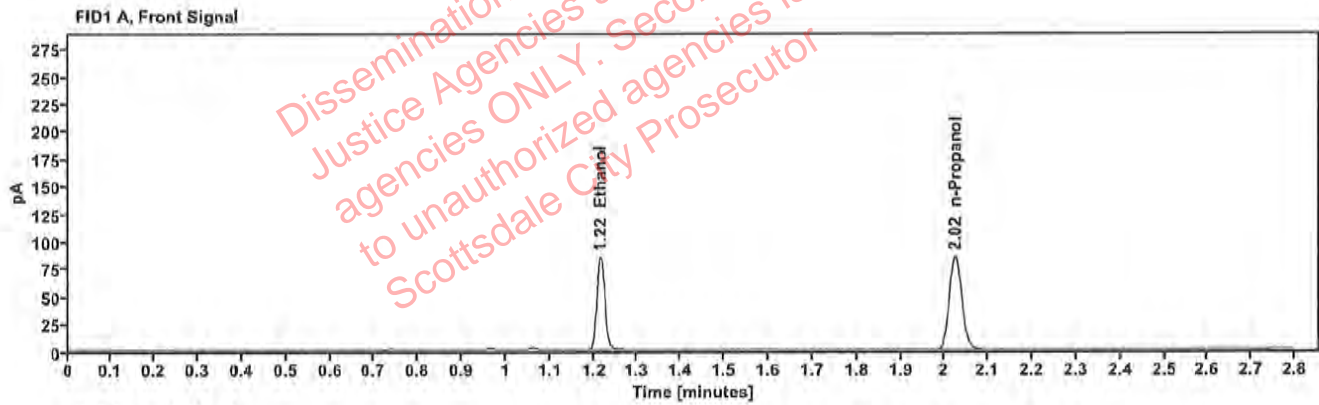


Table 1: FID 1 A (column DB-ALC1)

Compound	Amount (g/100mL)	Time (min)	Peak Area
>Ethanol	0.1658	1.215	107.803
n-Propanol	-----	2.024	169.148

Table 2: FID 2 B (column DB-ALC2)

Compound	Time (min)	Peak Area
Ethanol	1.358	114.981
n-Propanol	2.435	180.082

[REDACTED] : Canonico, Erika - (21-Jul-2023)

Case: [REDACTED] User: ecanonico 7/21/2023

Scottsdale Police Department Crime Lab Volatiles Analysis

Sample:	2314062-1	Vial:	23
Description:	[REDACTED]	LIMS ID:	[REDACTED]
Method:	ethanol quant.M	Sequence:	20Jul23
Instrument:	US14173023 CN14160045	Injection date:	7/20/2023 1:09:26 PM
Data file:	C:\Chem32\1\Data\20Jul23\23.D	Analyst:	Canonico

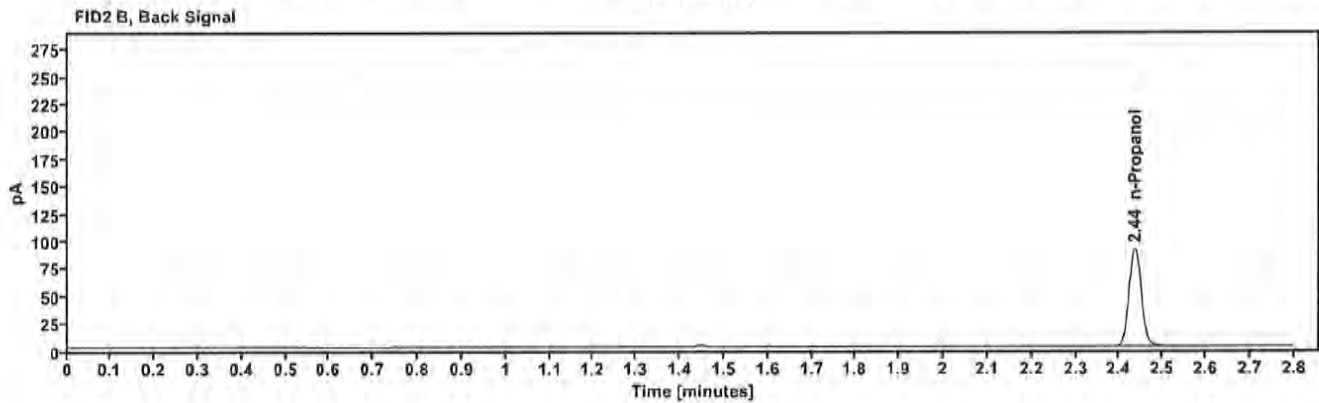
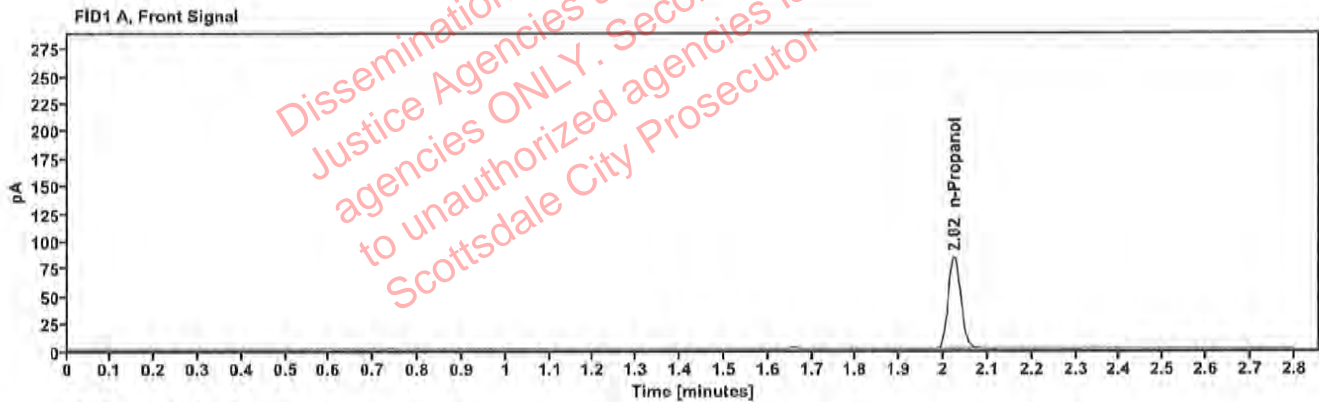


Table 1: FID 1 A (column DB-ALC1)

Compound	Amount (g/100mL)	Time (min)	Peak Area
n-Propanol	—	2.024	166.029

Table 2: FID 2 B (column DB-ALC2)

Compound	Time (min)	Peak Area
n-Propanol	2.435	177.329

[REDACTED] : Canonico, Erika - (21-Jul-2023)

Case: [REDACTED] User: ecanonico 7/21/2023

Scottsdale Police Department Crime Lab Volatiles Analysis

Sample:	2314062-1	Vial:	24
Description:	[REDACTED]	LIMS ID:	[REDACTED]
Method:	ethanol quant.M	Sequence:	20Jul23
Instrument:	US14173023 CN14160045	Injection date:	7/20/2023 1:13:25 PM
Data file:	C:\Chem32\1\Data\20Jul23\24.D	Analyst:	Canonico

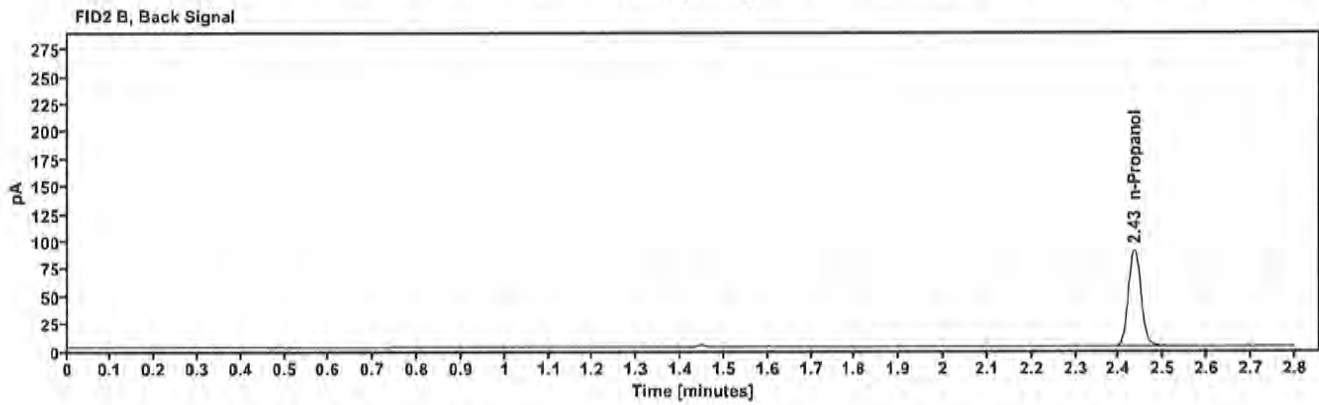
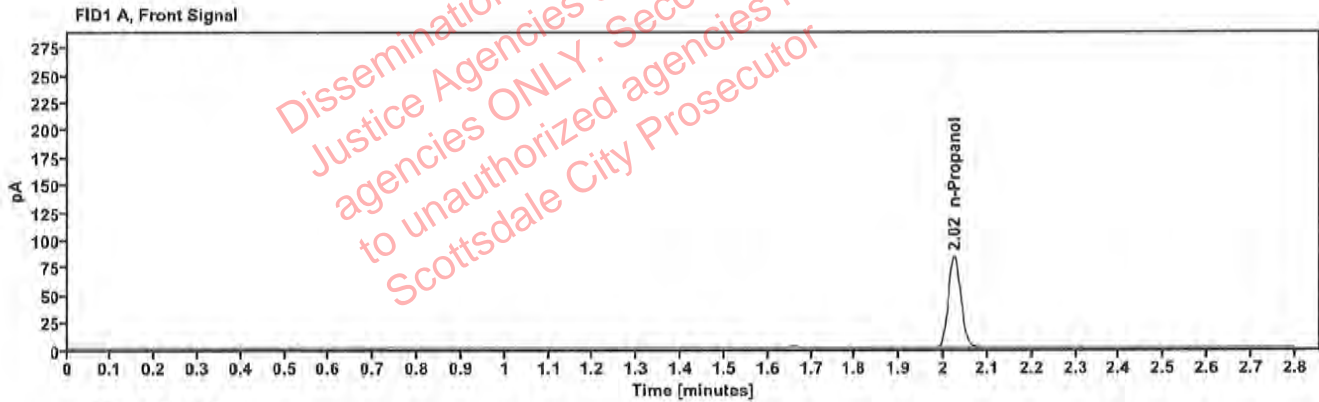


Table 1: FID 1 A (column DB-ALC1)

Compound	Amount (g/100mL)	Time (min)	Peak Area
n-Propanol	—	2.024	165.631

Table 2: FID 2 B (column DB-ALC2)

Compound	Time (min)	Peak Area
n-Propanol	2.435	176.923

[REDACTED] : Canonico, Erika - (21-Jul-2023)

Case: [REDACTED] User: ecanonico 7/21/2023

Scottsdale Police Department Crime Lab Volatiles Analysis

Sample:	2314067-1	Vial:	25
Description:	[REDACTED]	LIMS ID:	[REDACTED]
Method:	ethanol quant.M	Sequence:	20Jul23
Instrument:	US14173023 CN14160045	Injection date:	7/20/2023 1:17:40 PM
Data file:	C:\Chem32\1\Data\20Jul23\25.D	Analyst:	Canonico

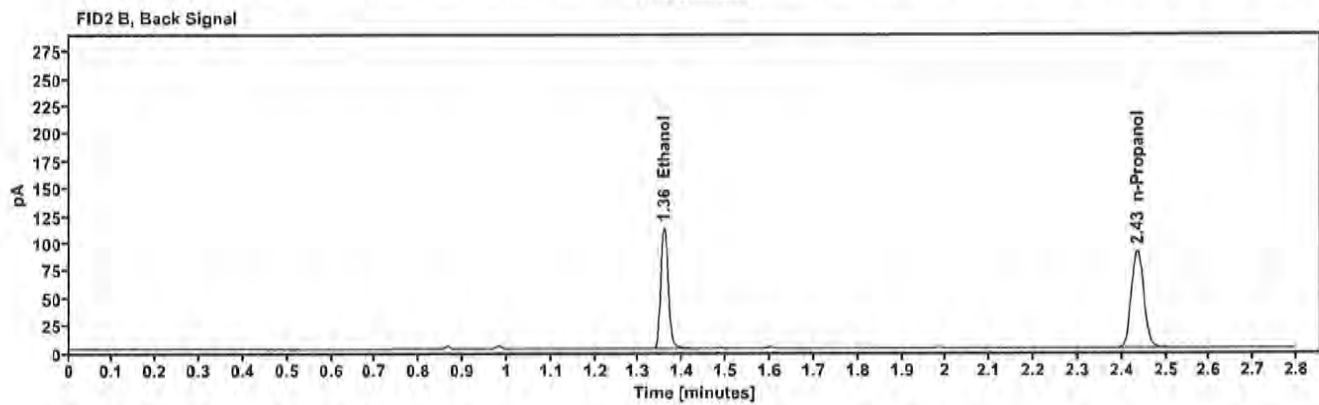
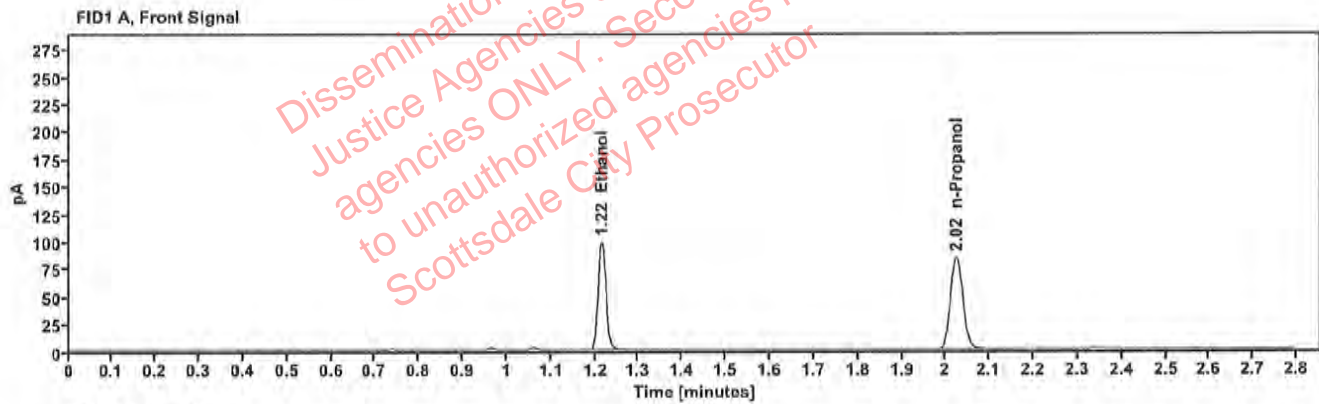


Table 1: FID 1 A (column DB-ALC1)

Compound	Amount (g/100mL)	Time (min)	Peak Area
>Ethanol	0.1952	1.215	125.570
n-Propanol	—	2.024	167.140

Table 2: FID 2 B (column DB-ALC2)

Compound	Time (min)	Peak Area
Ethanol	1.358	134.622
n-Propanol	2.435	177.581

[REDACTED] : Canonico, Erika - (21-Jul-2023)

Case: [REDACTED] User: ecanonico 7/21/2023

Scottsdale Police Department Crime Lab Volatiles Analysis

Sample:	2314067-1	Vial:	26
Description:	[REDACTED]	LIMS ID:	[REDACTED]
Method:	ethanol quant.M	Sequence:	20Jul23
Instrument:	US14173023 CN14160045	Injection date:	7/20/2023 1:21:40 PM
Data file:	C:\Chem32\1\Data\20Jul23\26.D	Analyst:	Canonico

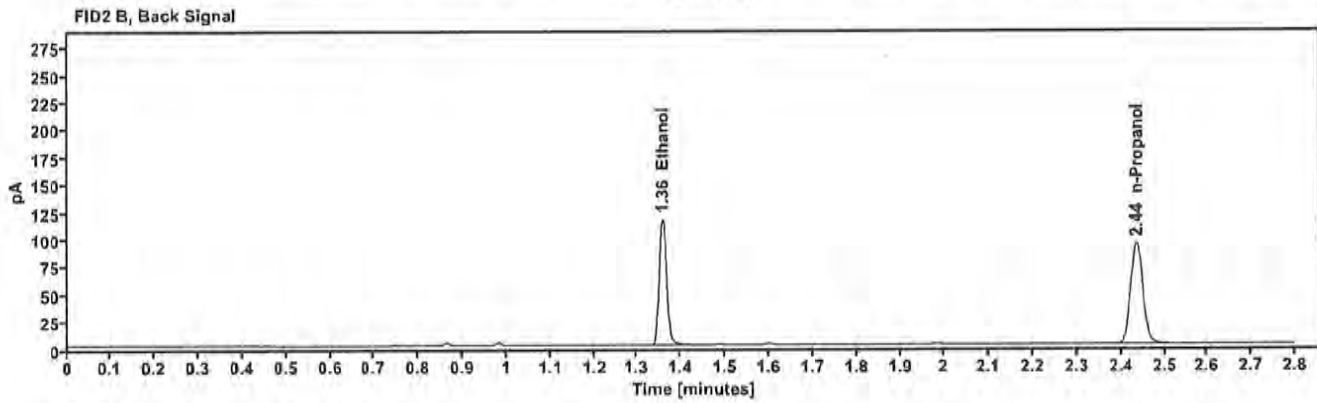
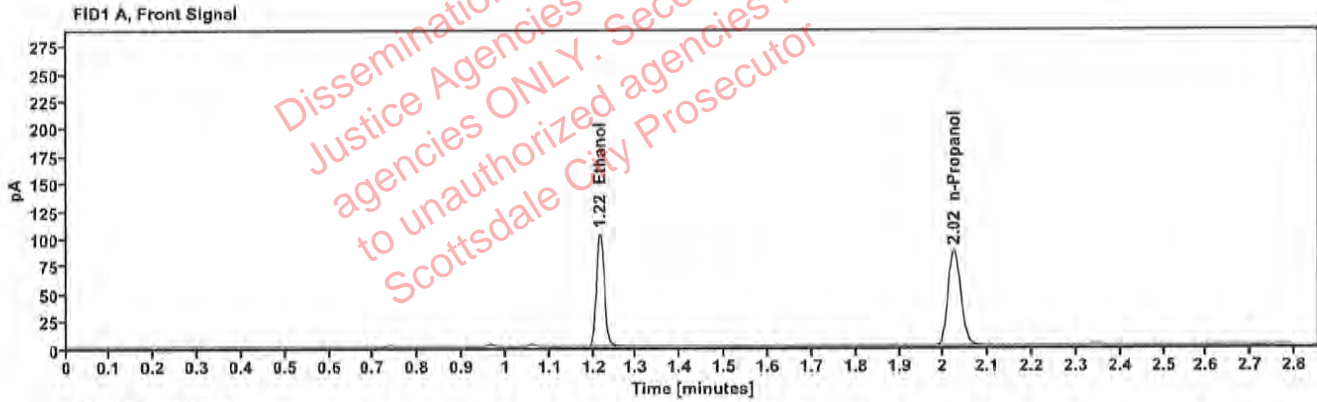


Table 1: FID 1 A (column DB-ALC1)

Compound	Amount (g/100mL)	Time (min)	Peak Area
>Ethanol	0.1970	1.215	130.794
n-Propanol	—	2.024	172.516

Table 2: FID 2 B (column DB-ALC2)

Compound	Time (min)	Peak Area
Ethanol	1.358	139.941
n-Propanol	2.435	183.248

Case: [REDACTED] : Canonico, Erika - (21-Jul-2023)

User: ecanonico 7/21/2023

Scottsdale Police Department Crime Lab Volatiles Analysis

Sample:	2314139-1	Vial:	27
Description:	[REDACTED]	LIMS ID:	[REDACTED]
Method:	ethanol quant.M	Sequence:	20Jul23
Instrument:	US14173023 CN14160045	Injection date:	7/20/2023 1:25:40 PM
Data file:	C:\Chem32\1\Data\20Jul23\27.D	Analyst:	Canonico

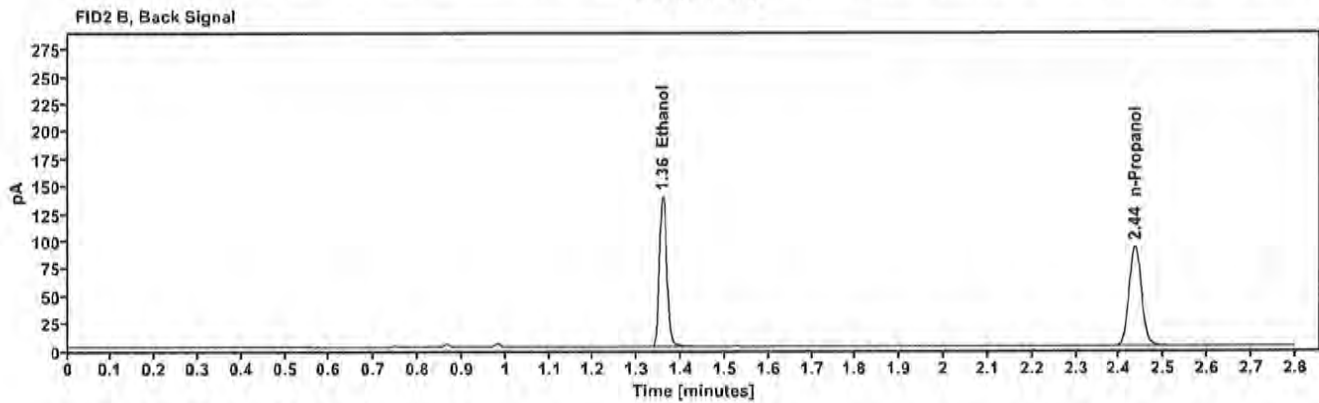
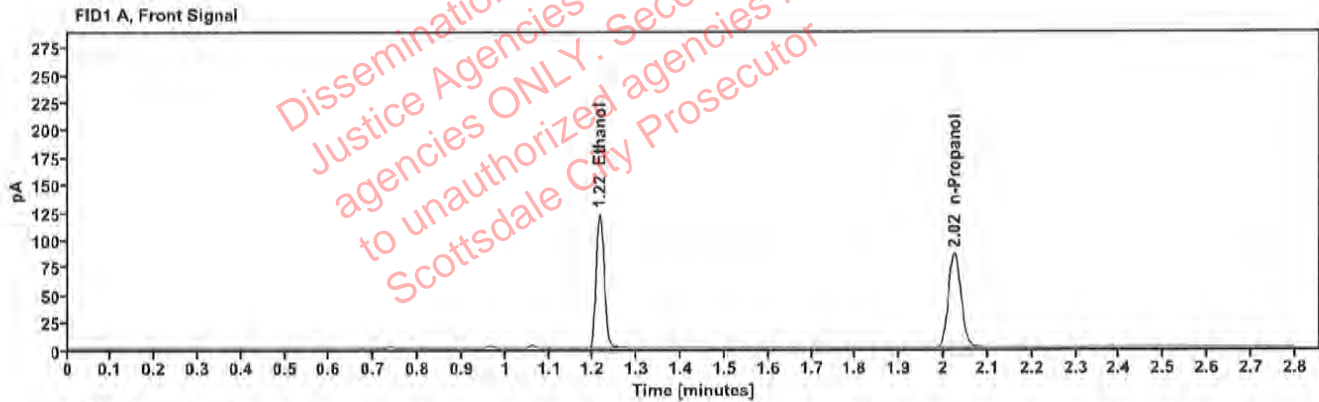


Table 1: FID 1 A (column DB-ALC1)

Compound	Amount (g/100mL)	Time (min)	Peak Area
>Ethanol	0.2370	1.215	155.299
n-Propanol	—	2.024	170.054

Table 2: FID 2 B (column DB-ALC2)

Compound	Time (min)	Peak Area
Ethanol	1.358	166.217
n-Propanol	2.435	181.040

Case: [REDACTED]: Canonico, Erika - (21-Jul-2023)

User: ecanonico 7/21/2023

Scottsdale Police Department Crime Lab Volatiles Analysis

Sample:	2314139-1	Vial:	28
Description:	[REDACTED]	LIMS ID:	[REDACTED]
Method:	ethanol quant.M	Sequence:	20Jul23
Instrument:	US14173023 CN14160045	Injection date:	7/20/2023 1:29:40 PM
Data file:	C:\Chem32\1\Data\20Jul23\28.D	Analyst:	Canonico

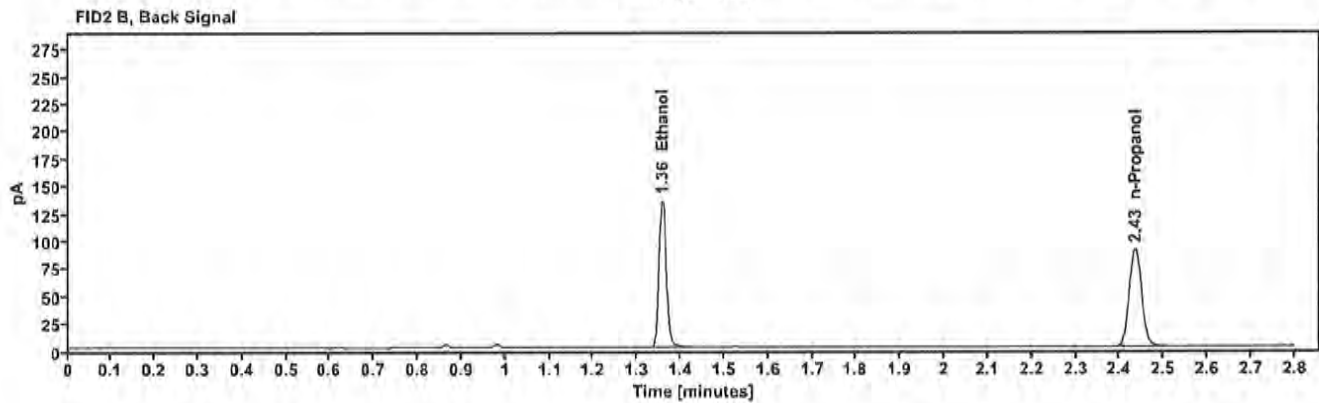
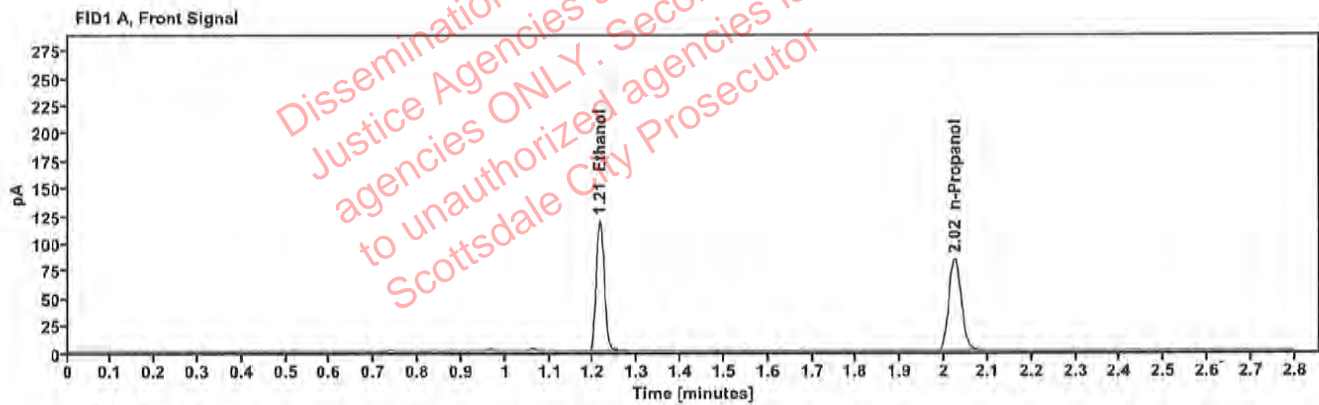


Table 1: FID 1 A (column DB-ALC1)

Compound	Amount (g/100mL)	Time (min)	Peak Area
>Ethanol	0.2356	1.215	151.374
n-Propanol	---	2.024	166.773

Table 2: FID 2 B (column DB-ALC2)

Compound	Time (min)	Peak Area
Ethanol	1.357	162.152
n-Propanol	2.435	177.525

[REDACTED]: Canonico, Erika - (21-Jul-2023)

Case: [REDACTED] User: ecanonico 7/21/2023

Scottsdale Police Department Crime Lab Volatiles Analysis

Sample:	2314218-2	Vial:	29
Description:	[REDACTED]	LIMS ID:	[REDACTED]
Method:	ethanol quant.M	Sequence:	20Jul23
Instrument:	US14173023 CN14160045	Injection date:	7/20/2023 1:33:40 PM
Data file:	C:\Chem32\1\Data\20Jul23\29.D	Analyst:	Canonico

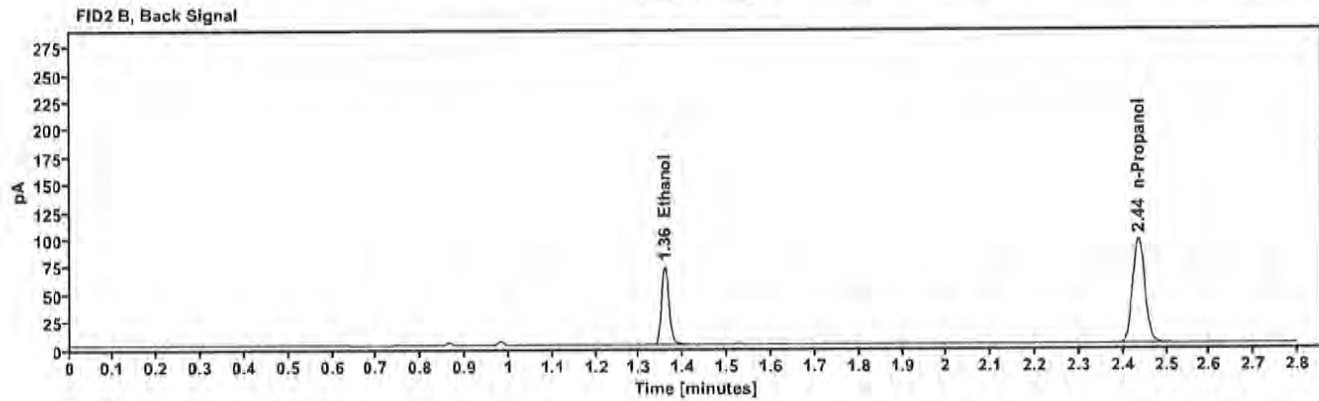
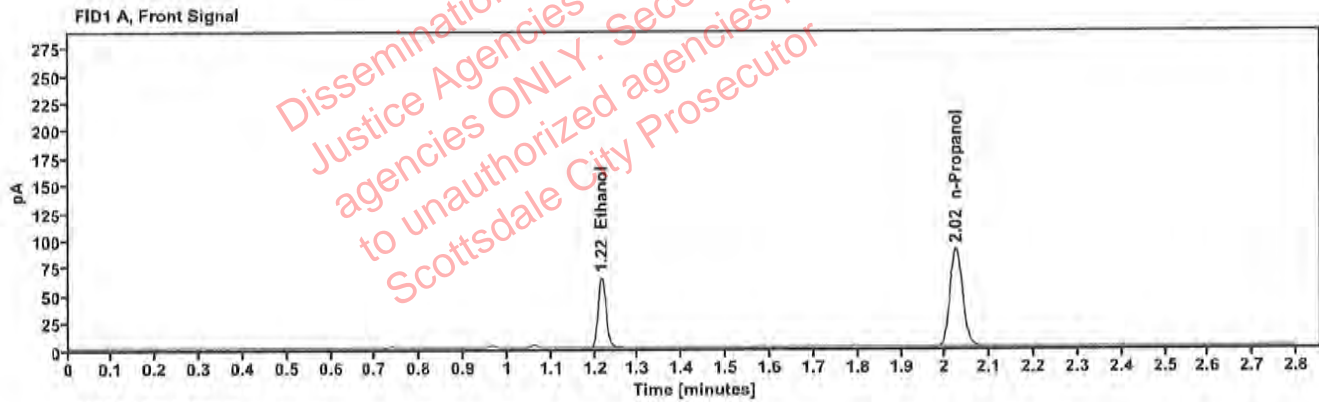


Table 1: FID 1 A (column DB-ALC1)

Compound	Amount (g/100mL)	Time (min)	Peak Area
>Ethanol	0.1196	1.216	81.276
n-Propanol	—	2.024	177.337

Table 2: FID 2 B (column DB-ALC2)

Compound	Time (min)	Peak Area
Ethanol	1.358	86.516
n-Propanol	2.435	188.951

Case: [REDACTED]: Canonico, Erika - (21-Jul-2023)

User: ecanonico 7/21/2023

Scottsdale Police Department Crime Lab Volatiles Analysis

Sample:	2314218-2	Vial:	30
Description:	[REDACTED]	LIMS ID:	[REDACTED]
Method:	ethanol quant.M	Sequence:	20Jul23
Instrument:	US14173023 CN14160045	Injection date:	7/20/2023 1:37:40 PM
Data file:	C:\Chem32\1\Data\20Jul23\30.D	Analyst:	Canonico

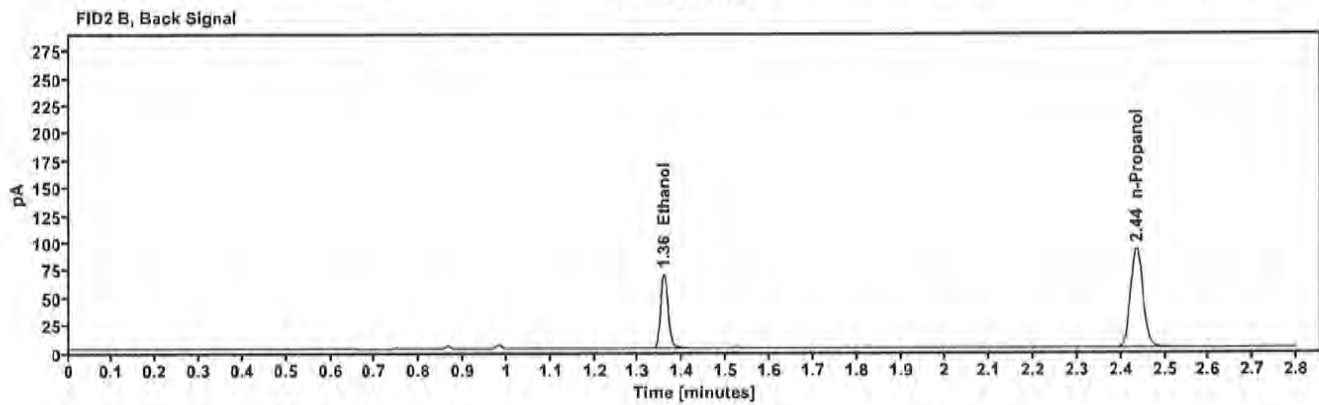
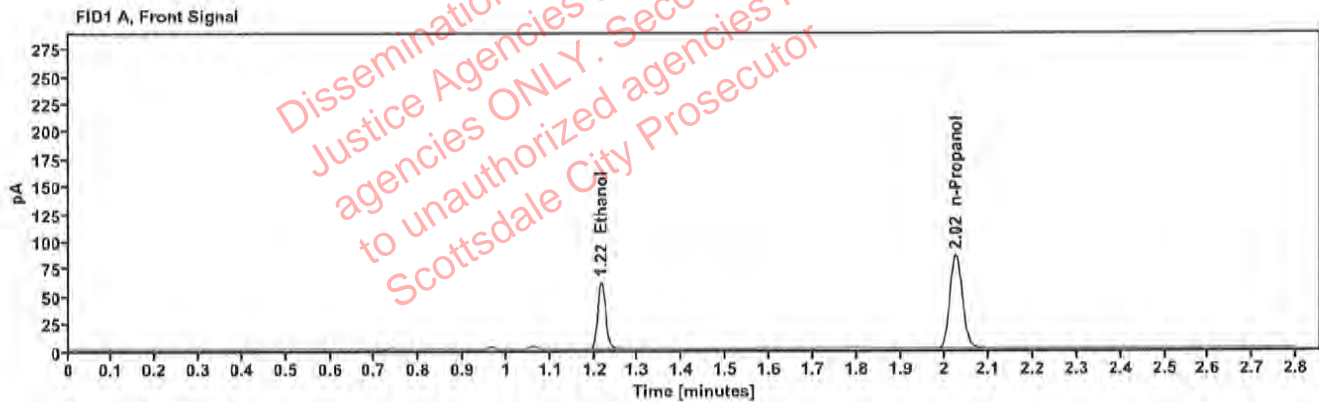


Table 1: FID 1 A (column DB-ALC1)

Compound	Amount (g/100mL)	Time (min)	Peak Area
>Ethanol	0.1191	1.216	77.144
n-Propanol	---	2.024	168.998

Table 2: FID 2 B (column DB-ALC2)

Compound	Time (min)	Peak Area
Ethanol	1.358	82.276
n-Propanol	2.435	179.973

[REDACTED] : Canonico, Erika - (21-Jul-2023)

Case: [REDACTED] User: ecanonico 7/21/2023

Scottsdale Police Department Crime Lab Volatiles Analysis

Sample:	2313853-2	Vial:	32
Description:	[REDACTED]	LIMS ID:	[REDACTED]
Method:	ethanol quant.M	Sequence:	20Jul23
Instrument:	US14173023 CN14160045	Injection date:	7/20/2023 1:45:55 PM
Data file:	C:\Chem32\1\Data\20Jul23\32.D	Analyst:	Canonico

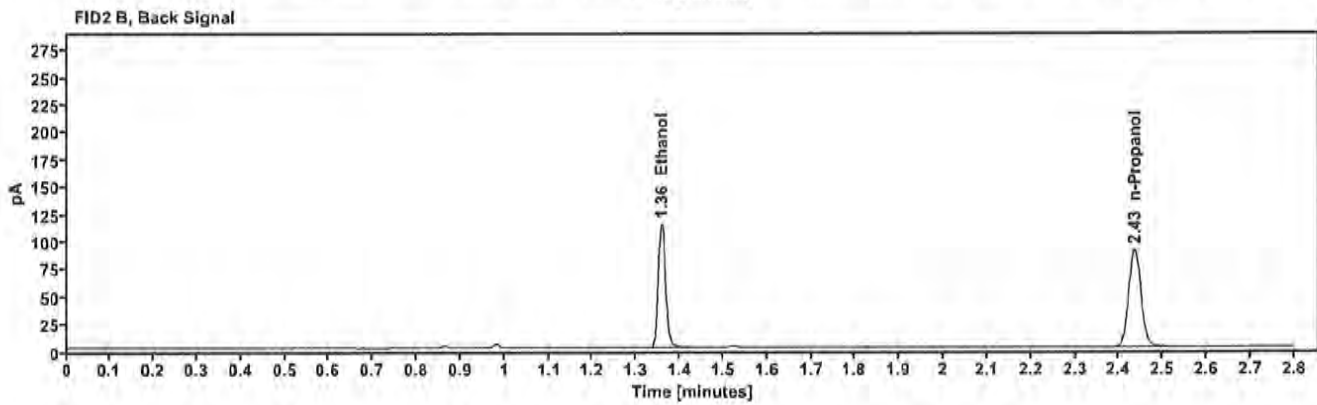
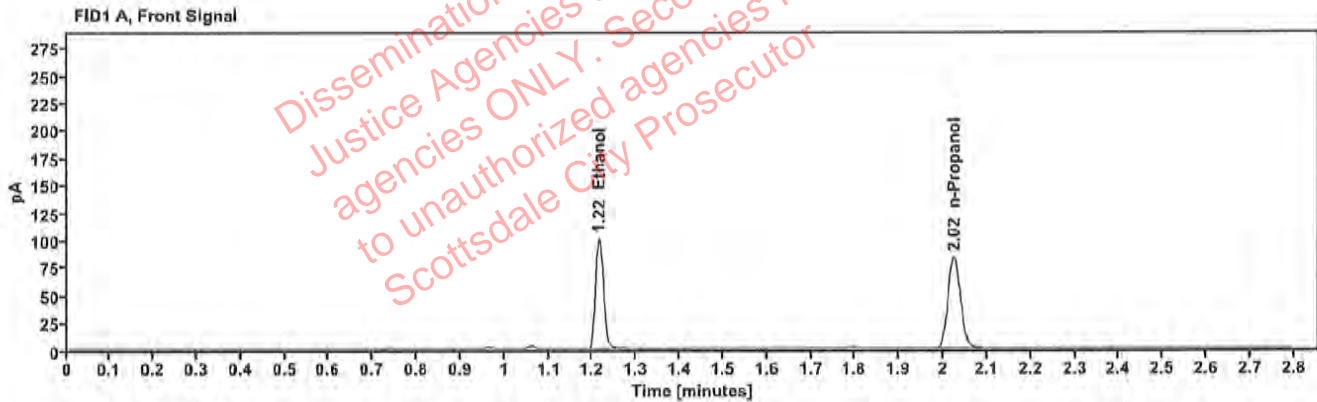


Table 1: FID 1 A (column DB-ALC1)

Compound	Amount (g/100mL)	Time (min)	Peak Area
>Ethanol	0.2008	1.215	127.644
n-Propanol	—	2.024	165.152

Table 2: FID 2 B (column DB-ALC2)

Compound	Time (min)	Peak Area
Ethanol	1.358	136.500
n-Propanol	2.435	175.885

[REDACTED]: Canonico, Erika - (21-Jul-2023)

Case: [REDACTED] User: ecanonico 7/21/2023

Scottsdale Police Department Crime Lab Volatiles Analysis

Sample:	2313853-2	Vial:	33
Description:	[REDACTED]	LIMS ID:	[REDACTED]
Method:	ethanol quant.M	Sequence:	20Jul23
Instrument:	US14173023 CN14160045	Injection date:	7/20/2023 1:49:55 PM
Data file:	C:\Chem32\1\Data\20Jul23\33.D	Analyst:	Canonico

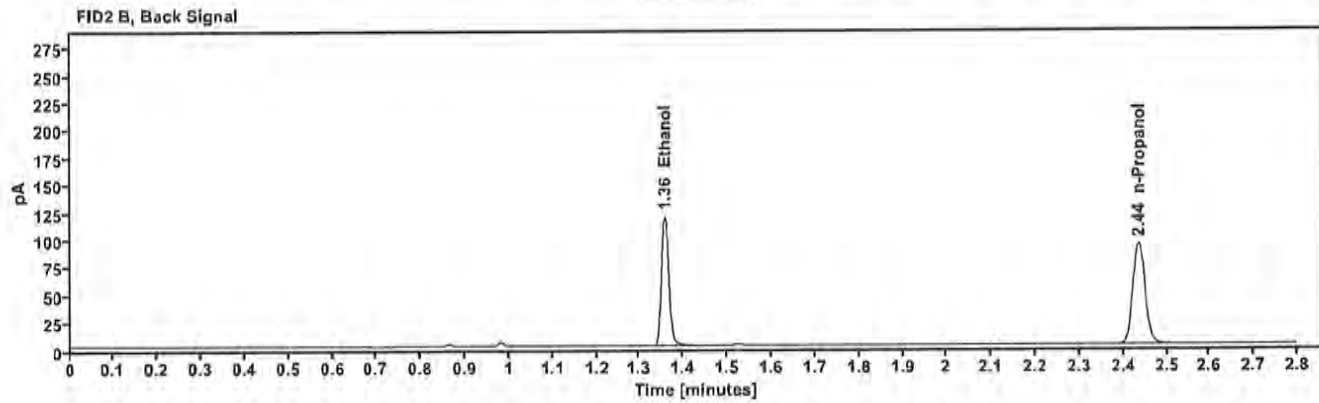
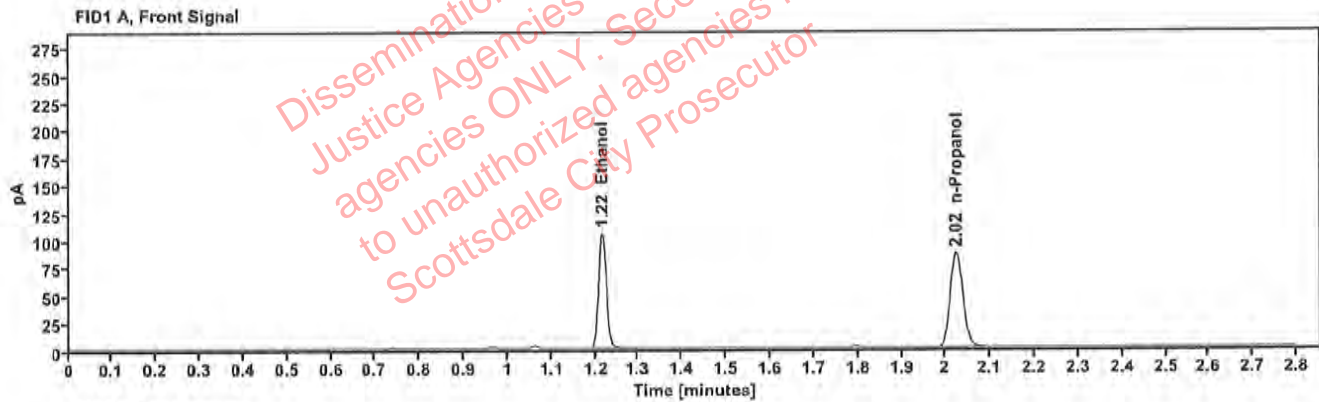


Table 1: FID 1 A (column DB-ALC1)

Compound	Amount (g/100mL)	Time (min)	Peak Area
>Ethanol	0.2024	1.215	133.623
n-Propanol	—	2.024	171.498

Table 2: FID 2 B (column DB-ALC2)

Compound	Time (min)	Peak Area
Ethanol	1.358	142.988
n-Propanol	2.435	182.549

[REDACTED]: Canonico, Erika - (21-Jul-2023)

Case: [REDACTED] User: ecanonico 7/21/2023

Scottsdale Police Department Crime Lab Volatiles Analysis

Sample:	2314143-3	Vial:	34
Description:	[REDACTED]	LIMS ID:	[REDACTED]
Method:	ethanol quant.M	Sequence:	20Jul23
Instrument:	US14173023 CN14160045	Injection date:	7/20/2023 1:53:55 PM
Data file:	C:\Chem32\1\Data\20Jul23\34.D	Analyst:	Canonico

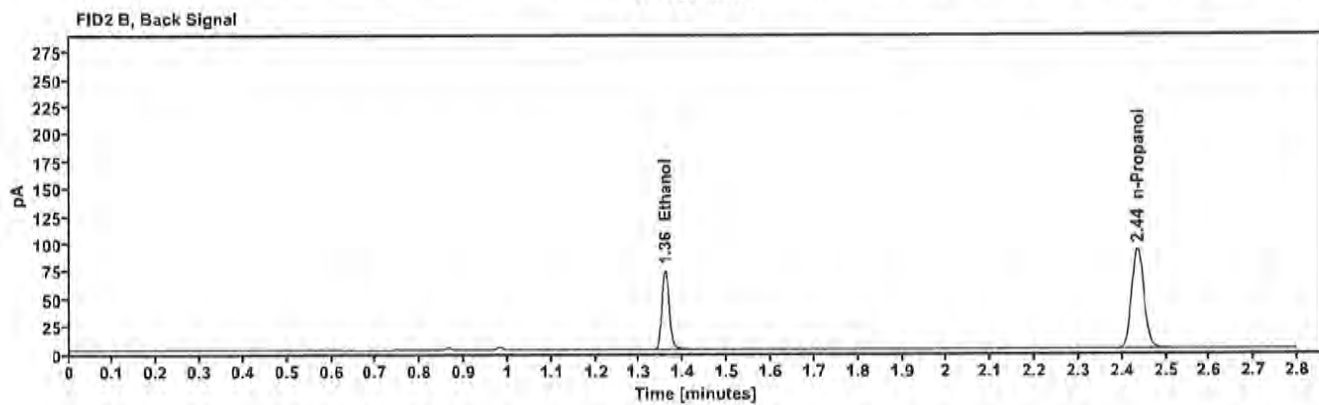
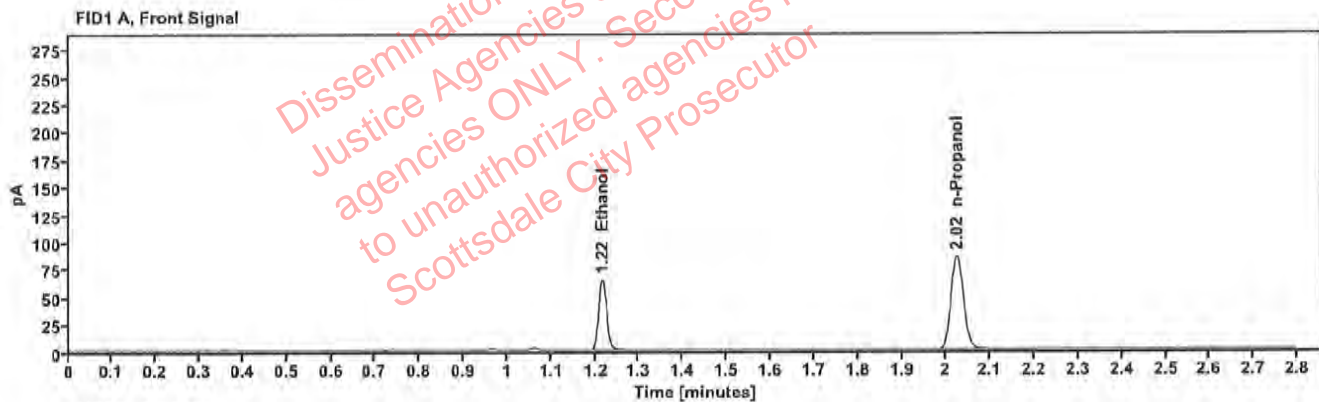


Table 1: FID 1 A (column DB-ALC1)

Compound	Amount (g/100mL)	Time (min)	Peak Area
>Ethanol	0.1263	1.216	82.194
n-Propanol	—	2.024	169.694

Table 2: FID 2 B (column DB-ALC2)

Compound	Time (min)	Peak Area
Ethanol	1.358	88.078
n-Propanol	2.435	180.642

[REDACTED] : Canonico, Erika - (21-Jul-2023)

Case: [REDACTED] User: ecanonico 7/21/2023

Scottsdale Police Department Crime Lab Volatiles Analysis

Sample:	2314143-3	Vial:	35
Description:	[REDACTED]	LIMS ID:	[REDACTED]
Method:	ethanol quant.M	Sequence:	20Jul23
Instrument:	US14173023 CN14160045	Injection date:	7/20/2023 1:57:56 PM
Data file:	C:\Chem32\1\Data\20Jul23\35.D	Analyst:	Canonico

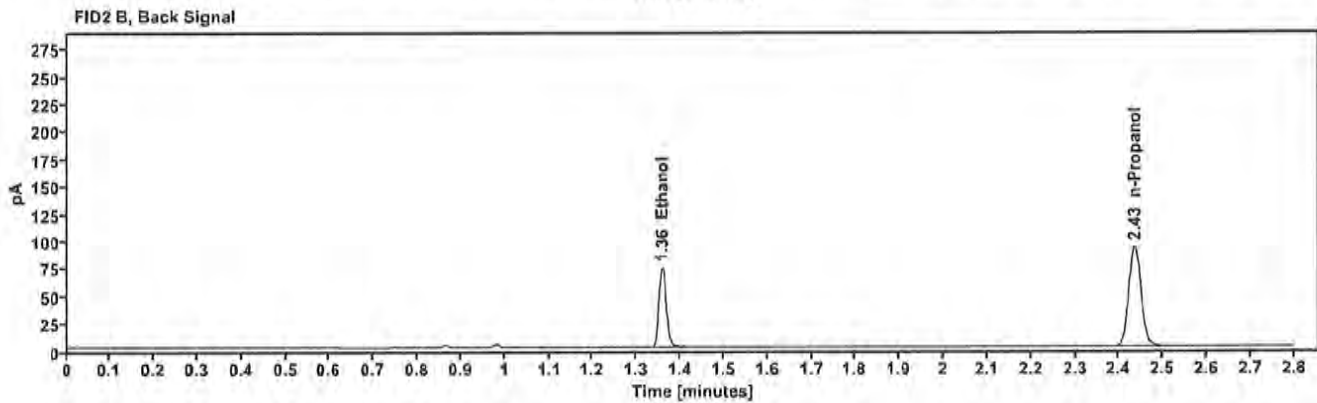
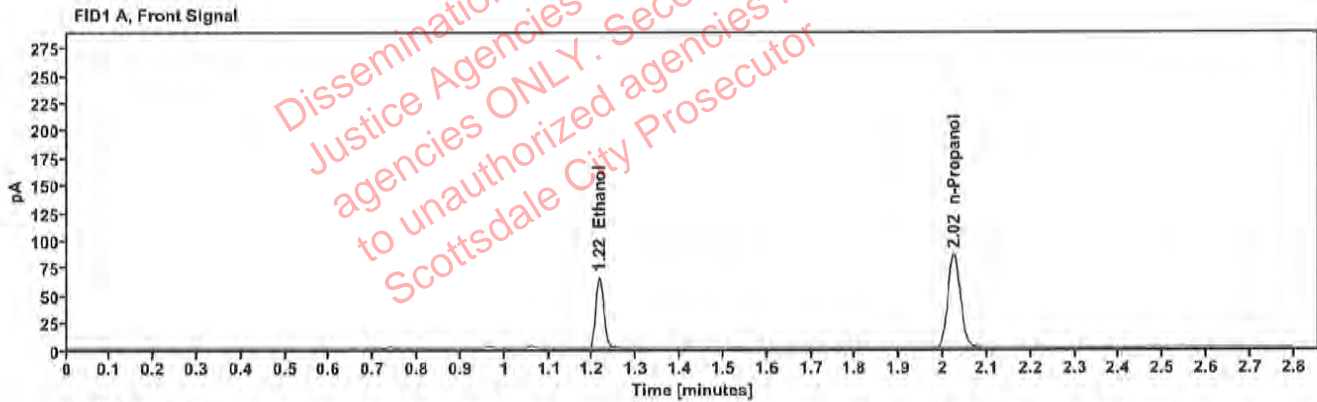


Table 1: FID 1 A (column DB-ALC1)

Compound	Amount (g/100mL)	Time (min)	Peak Area
>Ethanol	0.1264	1.216	82.697
n-Propanol	—	2.024	170.601

Table 2: FID 2 B (column DB-ALC2)

Compound	Time (min)	Peak Area
Ethanol	1.358	87.930
n-Propanol	2.435	181.775

[REDACTED] : Canonico, Erika - (21-Jul-2023)

Case: [REDACTED] User: ecanonico 7/21/2023

Scottsdale Police Department Crime Lab Volatiles Analysis

Sample:	2314286-1	Vial:	36
Description:	[REDACTED]	LIMS ID:	[REDACTED]
Method:	ethanol quant.M	Sequence:	20Jul23
Instrument:	US14173023 CN14160045	Injection date:	7/20/2023 2:01:55 PM
Data file:	C:\Chem32\1\Data\20Jul23\36.D	Analyst:	Canonico

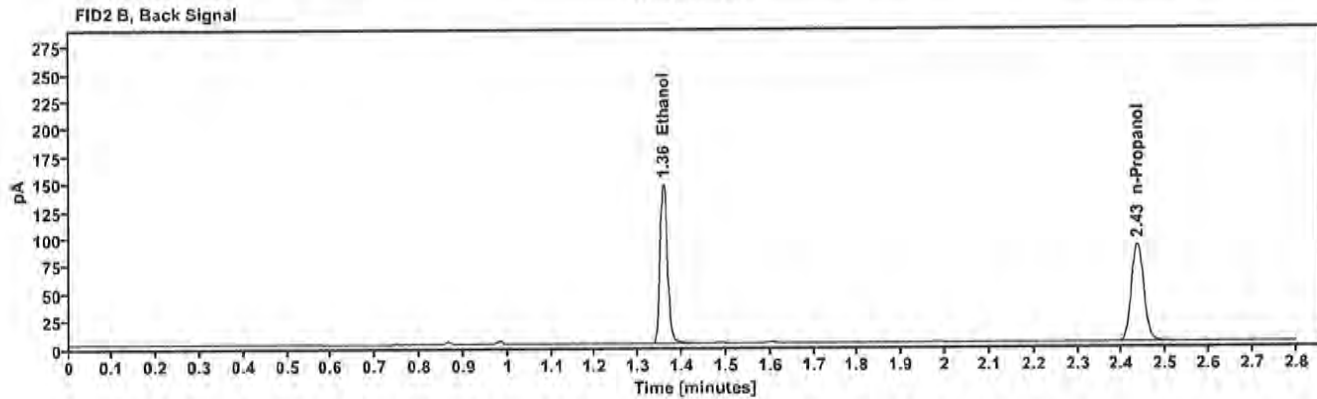
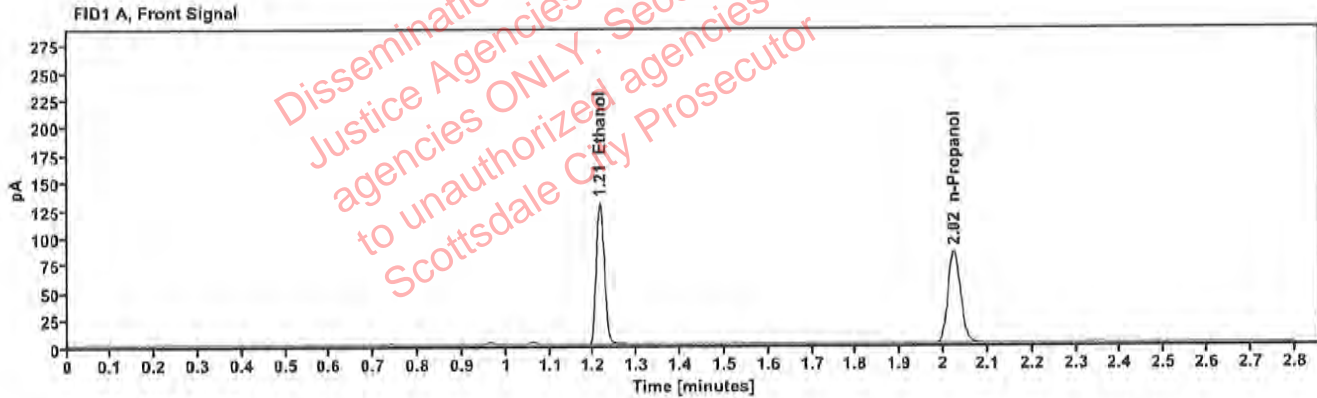


Table 1: FID 1 A (column DB-ALC1)

Compound	Amount (g/100mL)	Time (min)	Peak Area
>Ethanol	0.2559	1.215	164.545
n-Propanol	---	2.024	166.808

Table 2: FID 2 B (column DB-ALC2)

Compound	Time (min)	Peak Area
Ethanol	1.357	176.363
n-Propanol	2.435	177.153

[REDACTED] : Canonico, Erika - (21-Jul-2023)

Case: [REDACTED] User: ecanonico 7/21/2023

Scottsdale Police Department Crime Lab Volatiles Analysis

Sample:	2314286-1	Vial:	37
Description:	[REDACTED]	LIMS ID:	[REDACTED]
Method:	ethanol quant.M	Sequence:	20Jul23
Instrument:	US14173023 CN14160045	Injection date:	7/20/2023 2:06:11 PM
Data file:	C:\Chem32\1\Data\20Jul23\37.D	Analyst:	Canonico

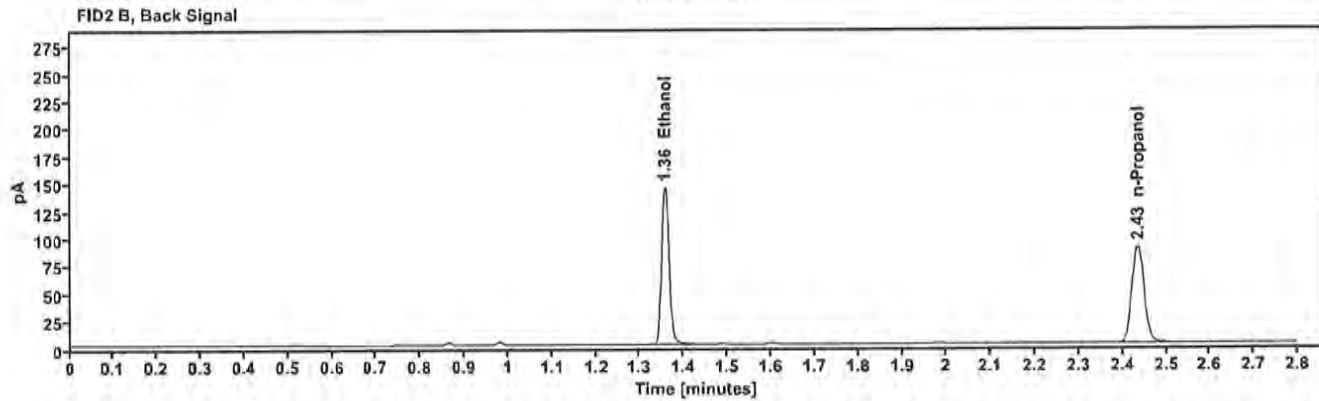
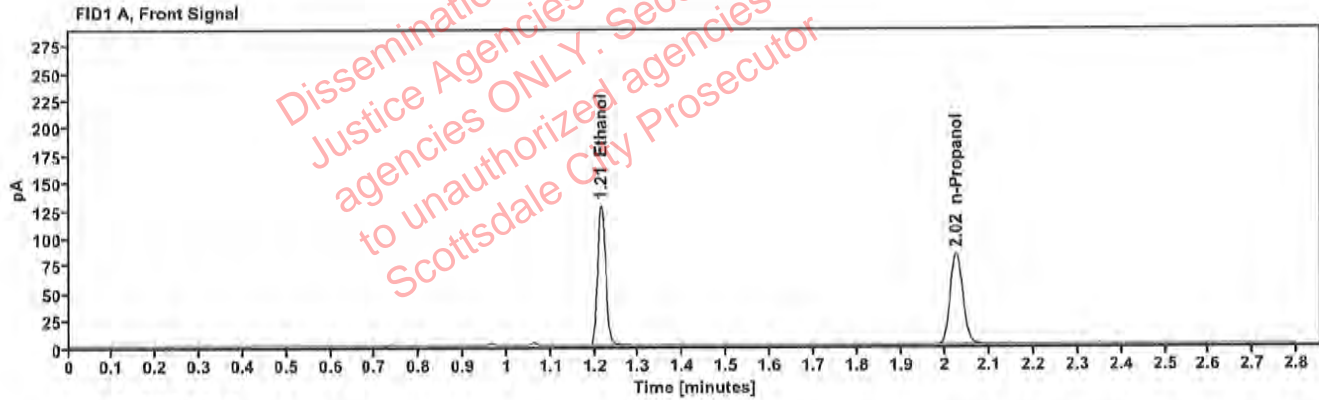


Table 1: FID 1 A (column DB-ALC1)

Compound	Amount (g/100mL)	Time (min)	Peak Area
>Ethanol	0.2544	1.215	162.028
n-Propanol	---	2.024	165.259

Table 2: FID 2 B (column DB-ALC2)

Compound	Time (min)	Peak Area
Ethanol	1.357	174.815
n-Propanol	2.435	175.455

[REDACTED]: Canonico, Erika - (21-Jul-2023)

Case: [REDACTED] User: ecanonico 7/21/2023

Scottsdale Police Department Crime Lab Volatiles Analysis

Sample:	2314293-1	Vial:	38
Description:	[REDACTED]	LIMS ID:	[REDACTED]
Method:	ethanol quant.M	Sequence:	20Jul23
Instrument:	US14173023 CN14160045	Injection date:	7/20/2023 2:10:11 PM
Data file:	C:\Chem32\1\Data\20Jul23\38.D	Analyst:	Canonico

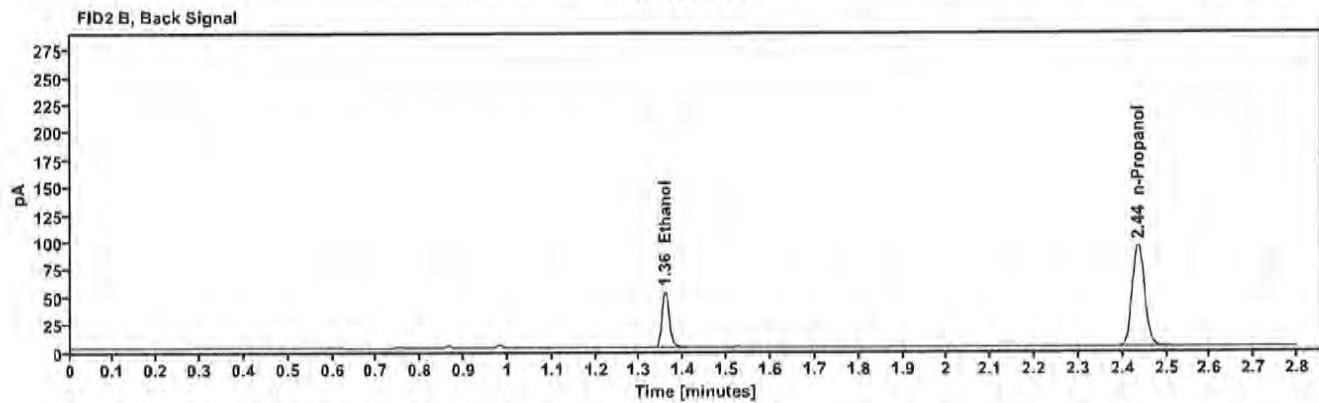
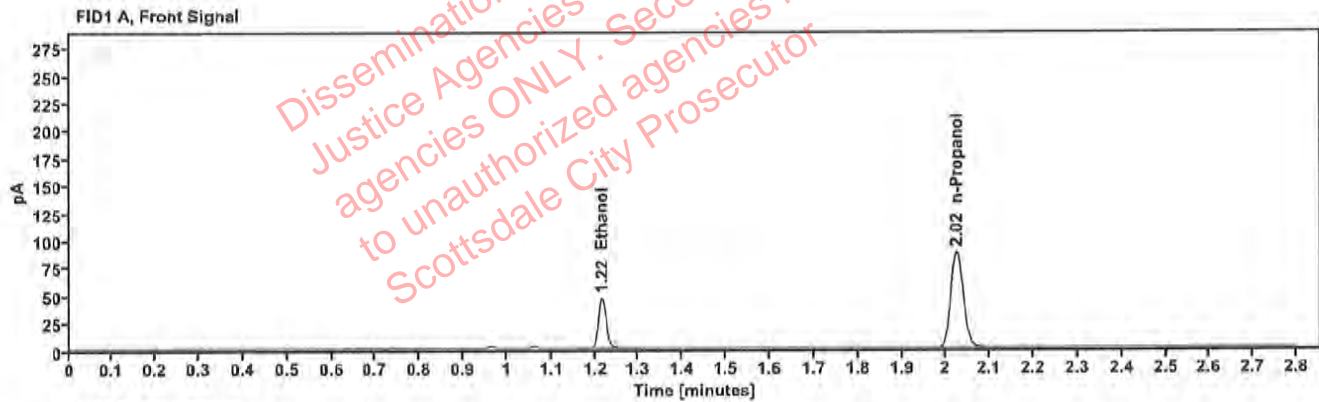


Table 1: FID 1 A (column DB-ALC1)

Compound	Amount (g/100mL)	Time (min)	Peak Area
>Ethanol	0.0881	1.216	57.992
n-Propanol	—	2.024	172.452

Table 2: FID 2 B (column DB-ALC2)

Compound	Time (min)	Peak Area
Ethanol	1.358	61.693
n-Propanol	2.435	183.596

[REDACTED]: Canonico, Erika - (21-Jul-2023)

Case: [REDACTED] User: ecanonico 7/21/2023

Scottsdale Police Department Crime Lab Volatiles Analysis

Sample:	2314293-1	Vial:	39
Description:	[REDACTED]	LIMS ID:	[REDACTED]
Method:	ethanol quant.M	Sequence:	20Jul23
Instrument:	US14173023 CN14160045	Injection date:	7/20/2023 2:14:11 PM
Data file:	C:\Chem32\1\Data\20Jul23\39.D	Analyst:	Canonico

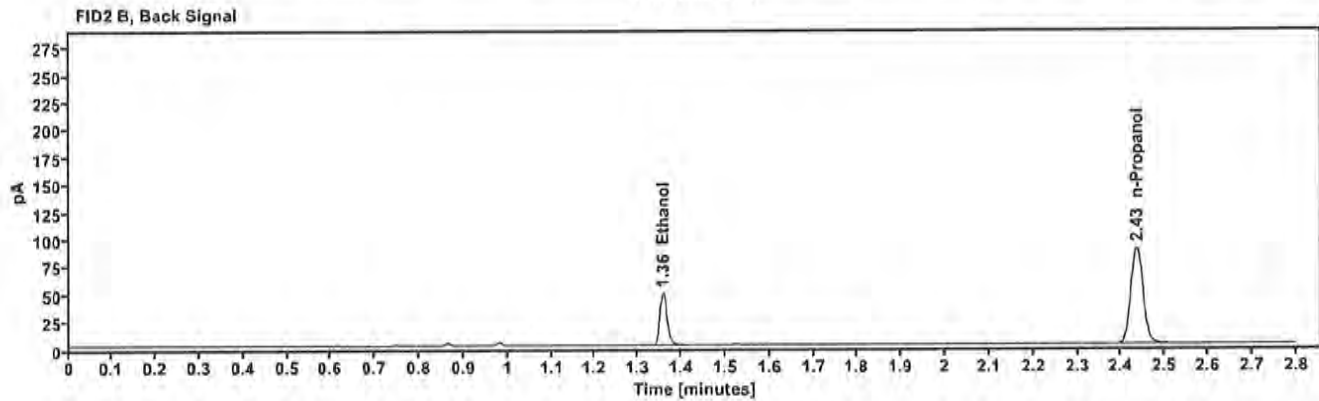
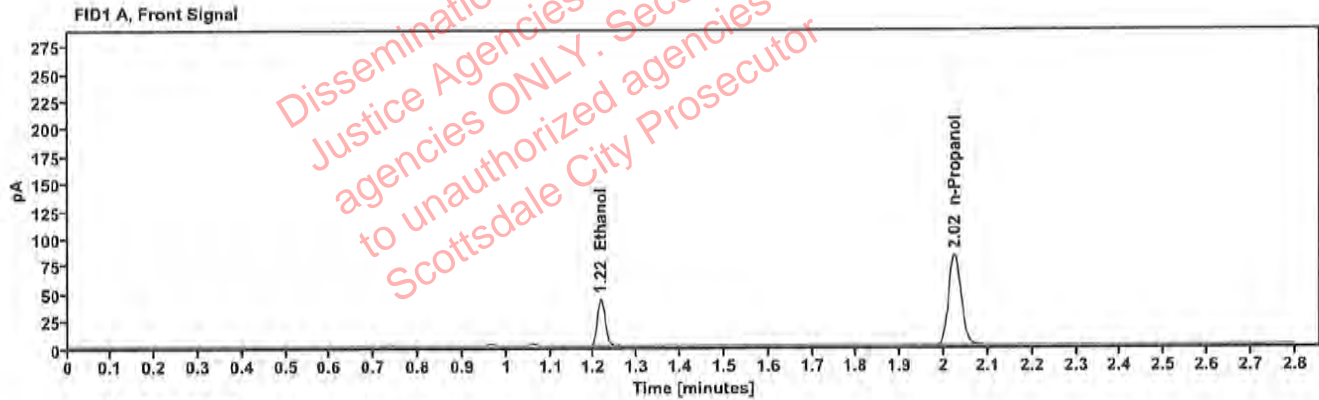


Table 1: FID 1 A (column DB-ALC1)

Compound	Amount (g/100mL)	Time (min)	Peak Area
>Ethanol	0.0869	1.216	54.336
n-Propanol	-----	2.024	163.841

Table 2: FID 2 B (column DB-ALC2)

Compound	Time (min)	Peak Area
Ethanol	1.358	57.747
n-Propanol	2.435	174.592

[REDACTED]: Canonico, Erika - (21-Jul-2023)

Case: [REDACTED] User: ecanonico 7/21/2023

Scottsdale Police Department Crime Lab Volatiles Analysis

Sample:	425-01S.E.	Vial:	40
Description:	[REDACTED]	LIMS ID:	[REDACTED]
Method:	ethanol quant.M	Sequence:	20Jul23
Instrument:	US14173023 CN14160045	Injection date:	7/20/2023 2:18:11 PM
Data file:	C:\Chem32\1\Data\20Jul23\40.D	Analyst:	Canonico

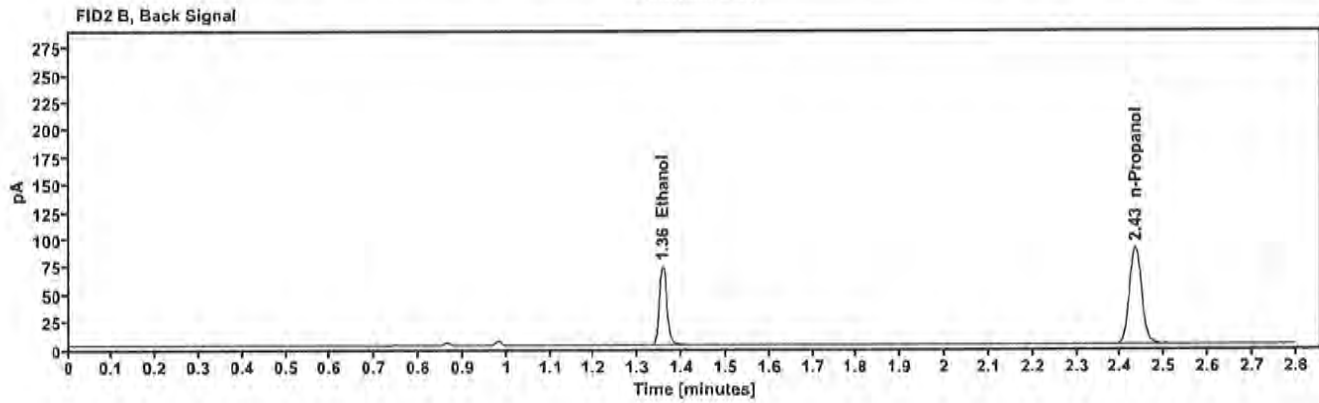
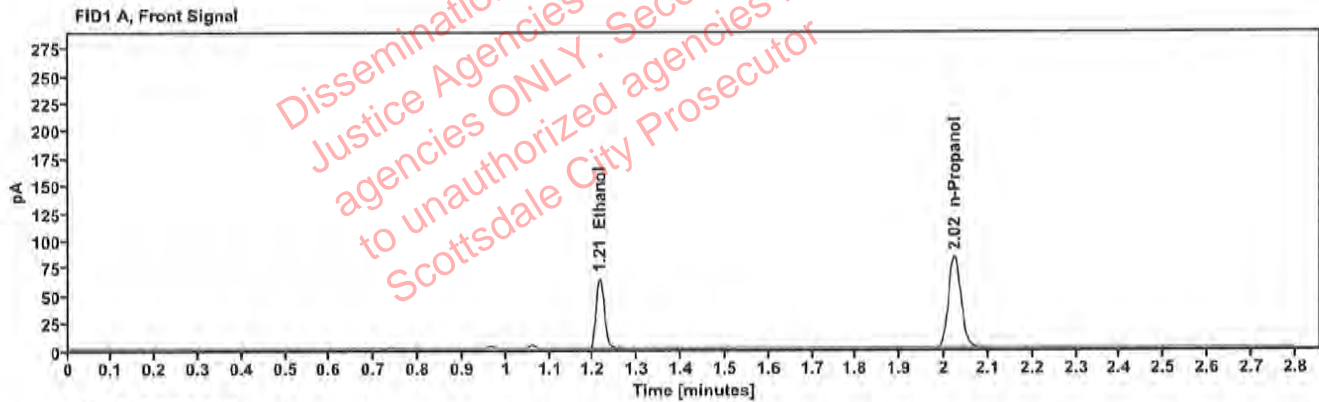


Table 1: FID 1 A (column DB-ALC1)

Compound	Amount (g/100mL)	Time (min)	Peak Area
>Ethanol	0.1288	1.215	81.492
n-Propanol	---	2.023	164.944

Table 2: FID 2 B (column DB-ALC2)

Compound	Time (min)	Peak Area
Ethanol	1.356	86.862
n-Propanol	2.434	175.886

[REDACTED]: Canonico, Erika - (21-Jul-2023)

Case: [REDACTED] User: ecanonico 7/21/2023

Scottsdale Police Department Crime Lab Volatiles Analysis

Sample:	425-01S.E.	Vial:	41
Description:	[REDACTED]	LIMS ID:	[REDACTED]
Method:	ethanol quant.M	Sequence:	20Jul23
Instrument:	US14173023 CN14160045	Injection date:	7/20/2023 2:22:11 PM
Data file:	C:\Chem3211\Data\20Jul23\41.D	Analyst:	Canonico

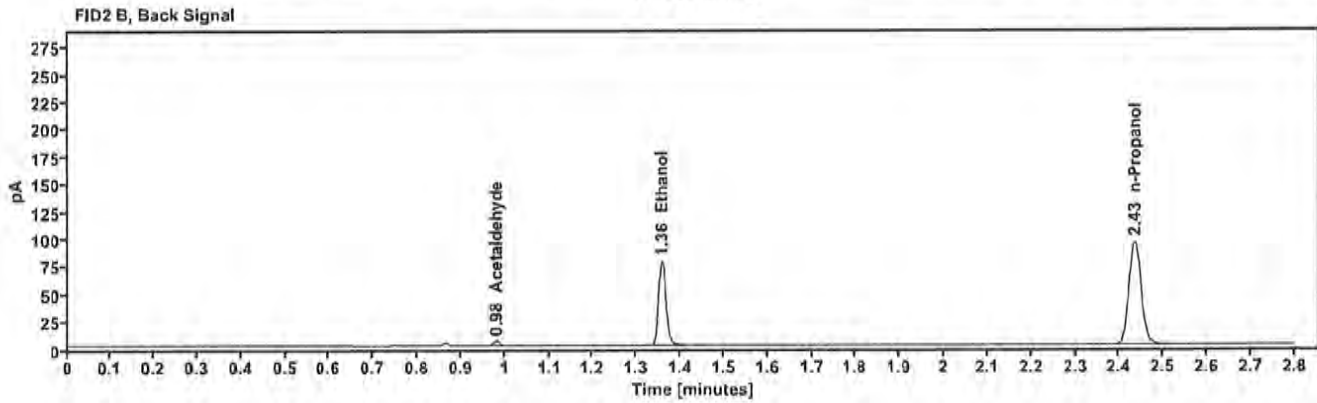
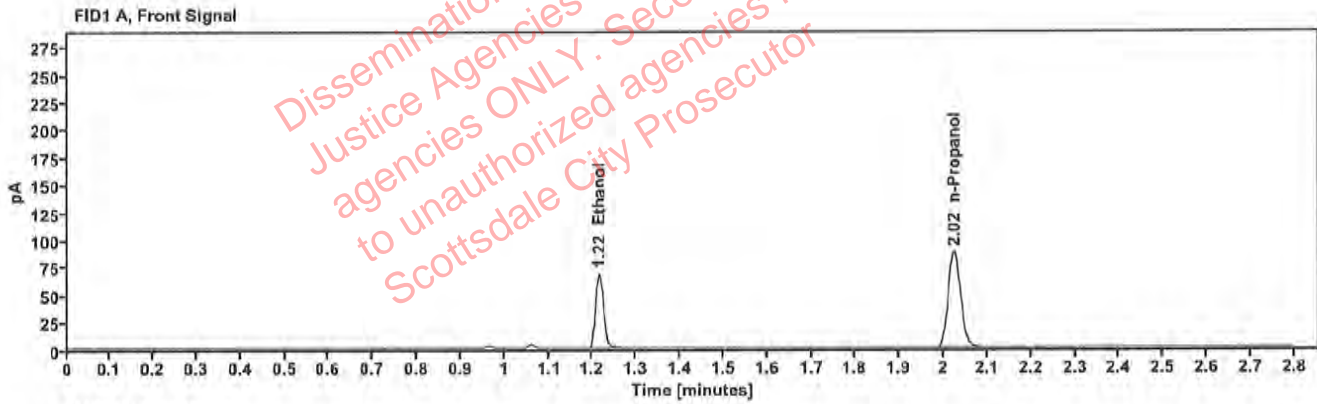


Table 1: FID 1 A (column DB-ALC1)

Compound	Amount (g/100mL)	Time (min)	Peak Area
>Ethanol	0.1298	1.215	86.484
n-Propanol	—	2.024	173.711

Table 2: FID 2 B (column DB-ALC2)

Compound	Time (min)	Peak Area
Acetaldehyde	0.981	3.856
Ethanol	1.358	92.341
n-Propanol	2.435	185.225

[REDACTED]: Canonico, Erika - (21-Jul-2023)

Case: [REDACTED] User: ecanonico 7/21/2023

Scottsdale Police Department Crime Lab Volatiles Analysis

Sample:	353-01J.P.	Vial:	43
Description:	[REDACTED]	LIMS ID:	[REDACTED]
Method:	ethanol quant.M	Sequence:	20Jul23
Instrument:	US14173023 CN14160045	Injection date:	7/20/2023 2:30:26 PM
Data file:	C:\Chem32\1\Data\20Jul23\43.D	Analyst:	Canonico

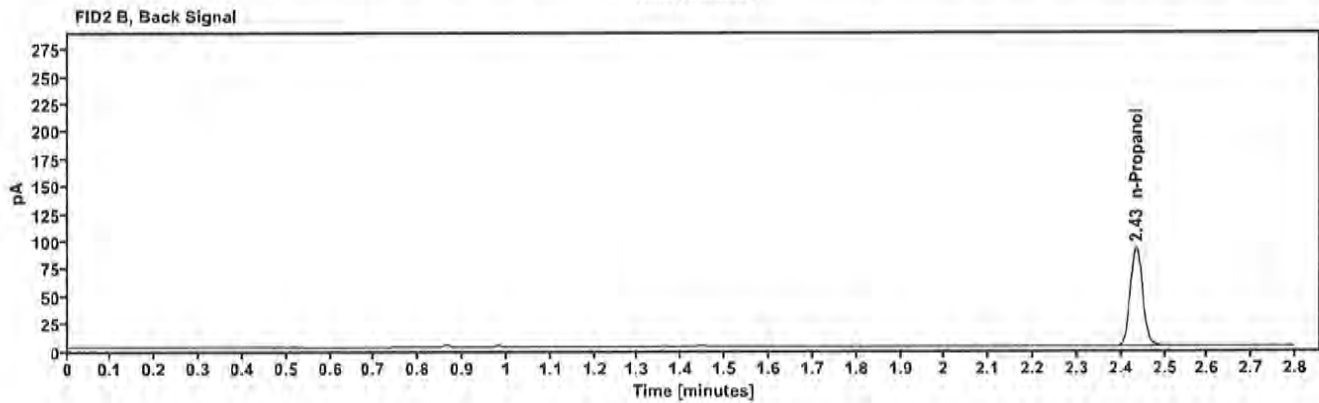
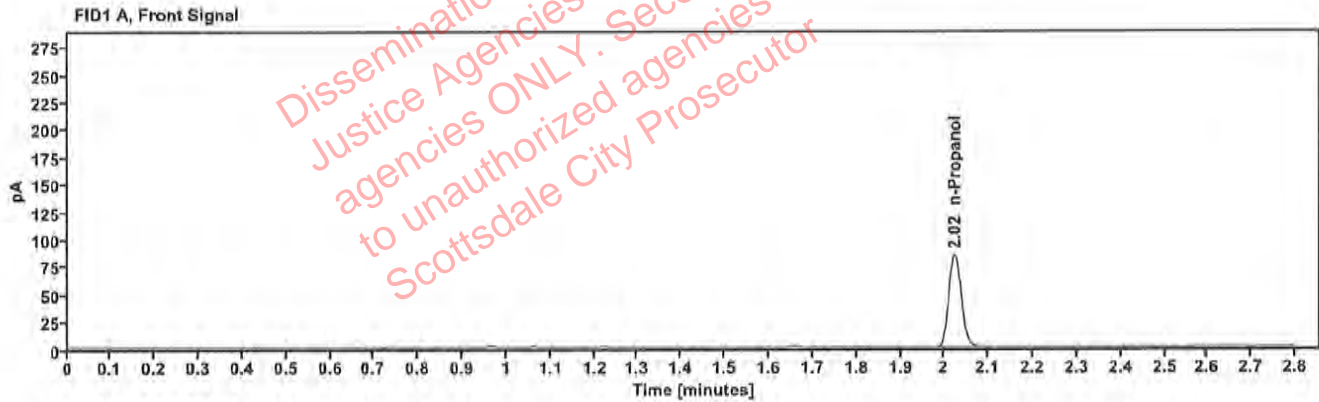


Table 1: FID 1 A (column DB-ALC1)

Compound	Amount (g/100mL)	Time (min)	Peak Area
n-Propanol	—	2.024	167.274

Table 2: FID 2 B (column DB-ALC2)

Compound	Time (min)	Peak Area
n-Propanol	2.435	178.532

[REDACTED]: Canonico, Erika - (21-Jul-2023)

Case: [REDACTED] User: ecanonico 7/21/2023

Scottsdale Police Department Crime Lab Volatiles Analysis

Sample:	353-01J.P.	Vial:	44
Description:	[REDACTED]	LIMS ID:	[REDACTED]
Method:	ethanol quant.M	Sequence:	20Jul23
Instrument:	US14173023 CN14160045	Injection date:	7/20/2023 2:34:25 PM
Data file:	C:\Chem32\1\Data\20Jul23\44.D	Analyst:	Canonico

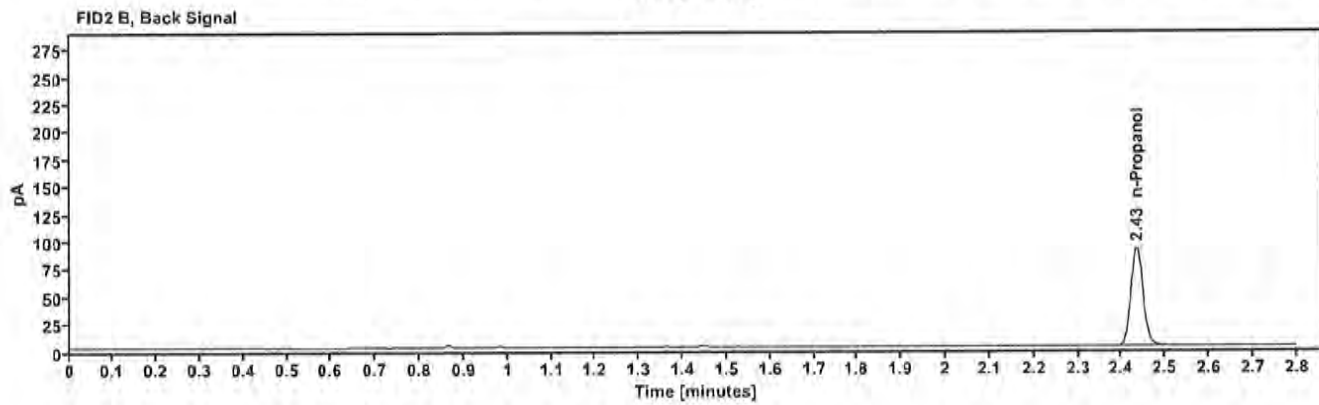
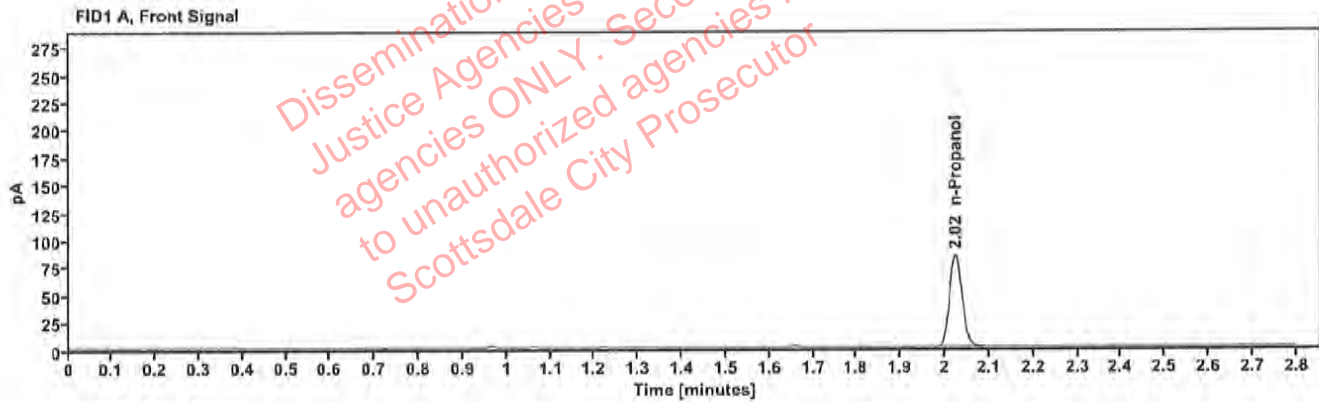


Table 1: FID 1 A (column DB-ALC1)

Compound	Amount (g/100mL)	Time (min)	Peak Area
n-Propanol	-----	2.024	167.188

Table 2: FID 2 B (column DB-ALC2)

Compound	Time (min)	Peak Area
n-Propanol	2.435	178.466

[REDACTED] : Canonico, Erika - (21-Jul-2023)

Case: [REDACTED] User: ecanonico 7/21/2023

Scottsdale Police Department Crime Lab Volatiles Analysis

Sample:	408-011.R.	Vial:	45
Description:	[REDACTED]	LIMS ID:	[REDACTED]
Method:	ethanol quant.M	Sequence:	20Jul23
Instrument:	US14173023 CN14160045	Injection date:	7/20/2023 2:38:26 PM
Data file:	C:\Chem32\1\Data\20Jul23\45.D	Analyst:	Canonico

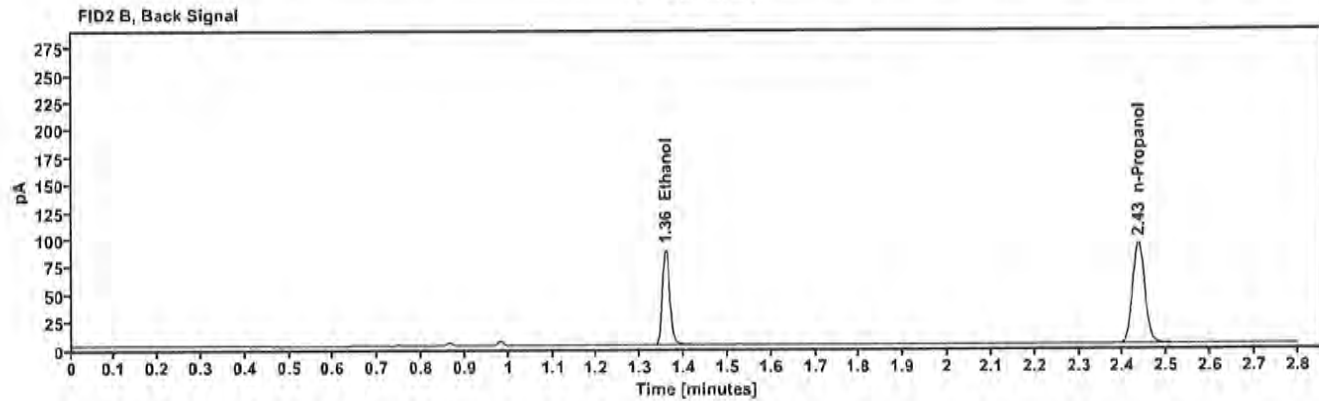
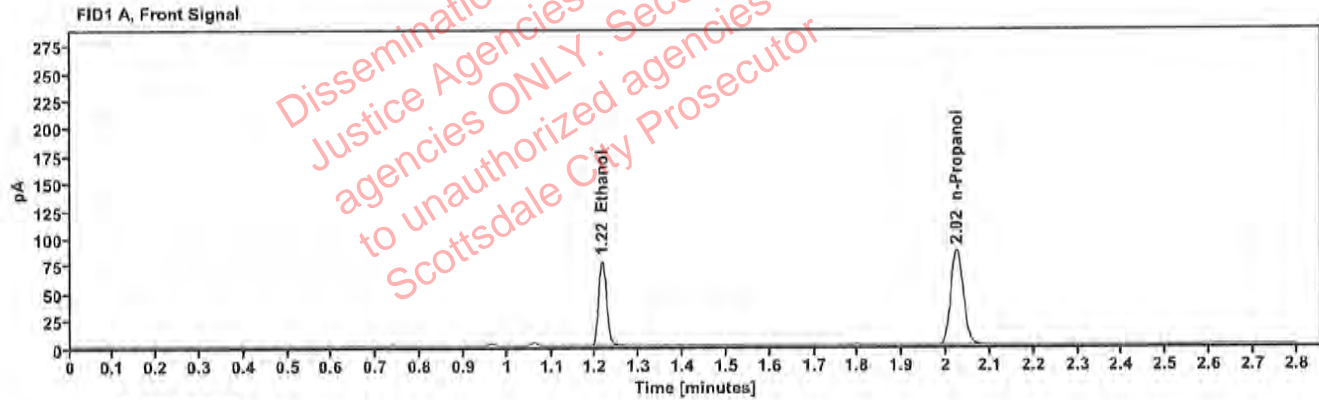


Table 1: FID 1 A (column DB-ALC1)

Compound	Amount (g/100mL)	Time (min)	Peak Area
>Ethanol	0.1494	1.215	98.652
n-Propanol	-----	2.024	171.916

Table 2: FID 2 B (column DB-ALC2)

Compound	Time (min)	Peak Area
Ethanol	1.358	105.348
n-Propanol	2.435	183.432

[REDACTED] : Canonico, Erika - (21-Jul-2023)

Case: [REDACTED] User: ecanonico 7/21/2023

Scottsdale Police Department Crime Lab Volatiles Analysis

Sample:	408-011.R.	Vial:	46
Description:	[REDACTED]	LIMS ID:	[REDACTED]
Method:	ethanol quant.M	Sequence:	20Jul23
Instrument:	US14173023 CN14160045	Injection date:	7/20/2023 2:42:26 PM
Data file:	C:\Chem32\1\Data\20Jul23\46.D	Analyst:	Canonico

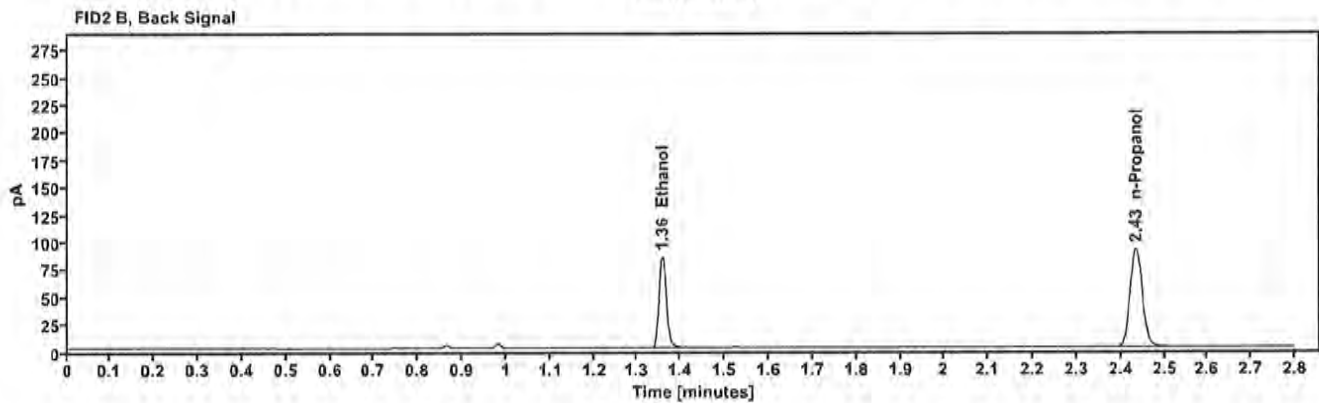
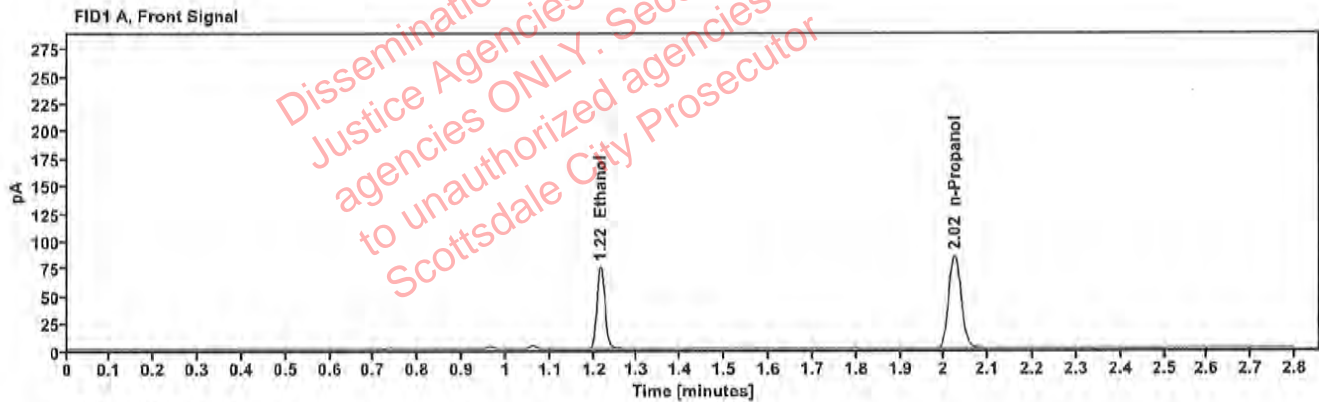


Table 1: FID 1 A (column DB-ALC1)

Compound	Amount (g/100mL)	Time (min)	Peak Area
>Ethanol	0.1476	1.215	95.487
n-Propanol	-----	2.024	168.451

Table 2: FID 2 B (column DB-ALC2)

Compound	Time (min)	Peak Area
Ethanol	1.358	101.780
n-Propanol	2.435	179.723

[REDACTED]: Canonico, Erika - (21-Jul-2023)

Case: [REDACTED] User: ecanonico 7/21/2023

Scottsdale Police Department Crime Lab Volatiles Analysis

Sample:	414-01M.M.	Vial:	47
Description:	[REDACTED]	LIMS ID:	[REDACTED]
Method:	ethanol quant.M	Sequence:	20Jul23
Instrument:	US14173023 CN14160045	Injection date:	7/20/2023 2:46:25 PM
Data file:	C:\Chem32\1\Data\20Jul23\47.D	Analyst:	Canonico

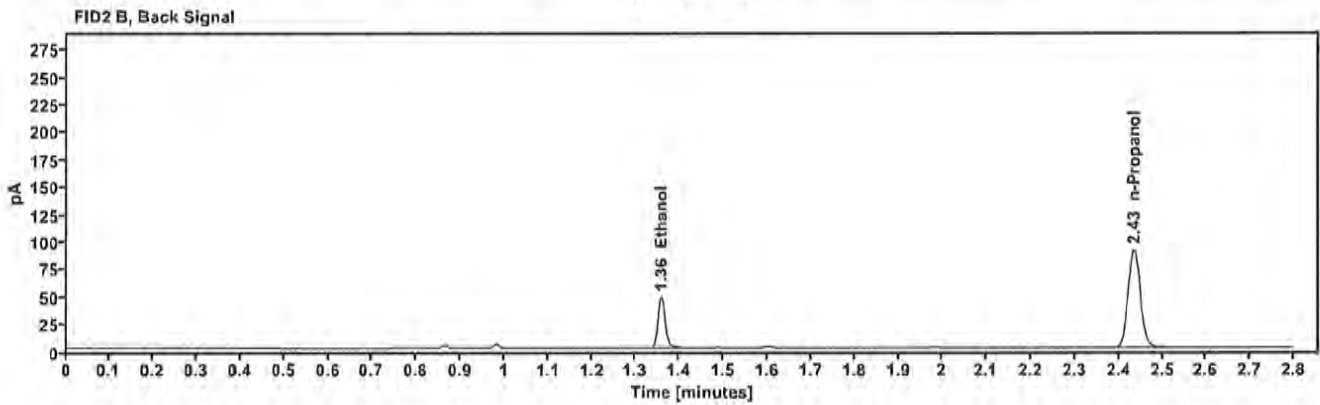
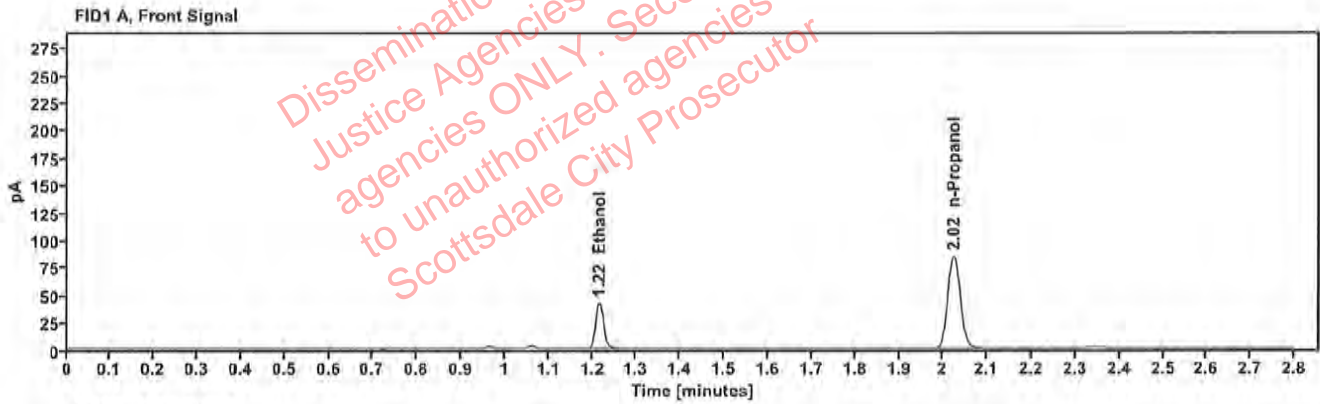


Table 1: FID 1 A (column DB-ALC1)

Compound	Amount (g/100mL)	Time (min)	Peak Area
>Ethanol	0.0835	1.216	53.445
n-Propanol	---	2.024	167.856

Table 2: FID 2 B (column DB-ALC2)

Compound	Time (min)	Peak Area
Ethanol	1.358	57.096
n-Propanol	2.435	178.431

[REDACTED]: Canonico, Erika - (21-Jul-2023)

Case: [REDACTED] User: ecanonico 7/21/2023

Scottsdale Police Department Crime Lab Volatiles Analysis

Sample:	414-01M.M.	Vial:	48
Description:	[REDACTED]	LIMS ID:	[REDACTED]
Method:	ethanol quant.M	Sequence:	20Jul23
Instrument:	US14173023 CN14160045	Injection date:	7/20/2023 2:50:25 PM
Data file:	C:\Chem32\1\Data\20Jul23\48.D	Analyst:	Canonico

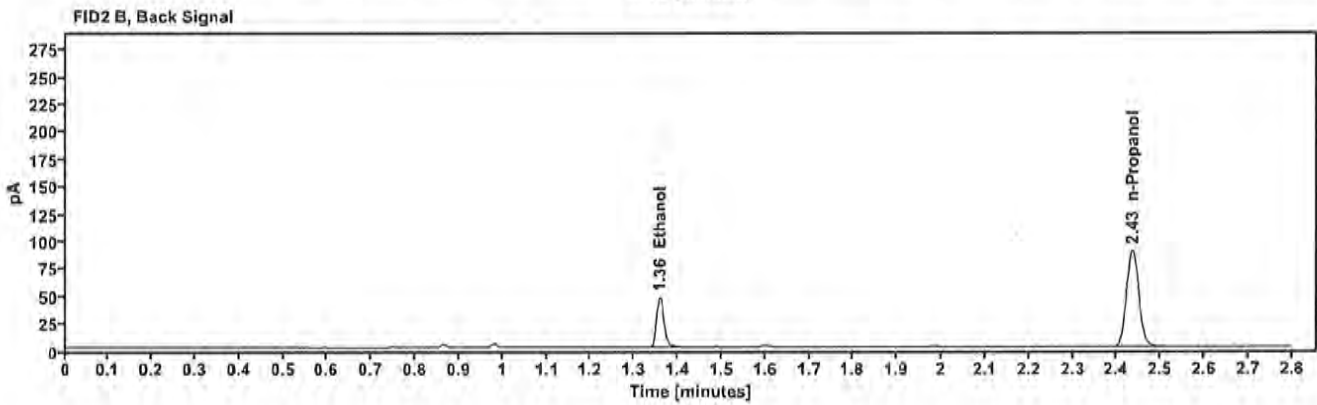
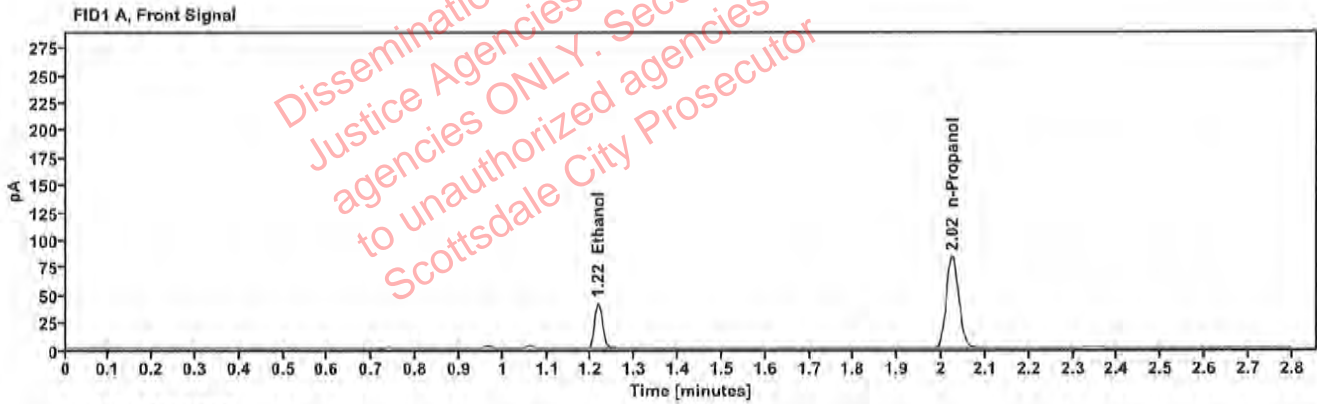


Table 1: FID 1 A (column DB-ALC1)

Compound	Amount (g/100mL)	Time (min)	Peak Area
>Ethanol	0.0829	1.216	52.458
n-Propanol	---	2.024	165.811

Table 2: FID 2 B (column DB-ALC2)

Compound	Time (min)	Peak Area
Ethanol	1.358	56.146
n-Propanol	2.435	176.226

Scottsdale Police Department Crime Lab Volatiles Analysis

Sample:	423-01K.H.	Vial:	49
Description:	██████████	LIMS ID:	██████████
Method:	ethanol quant.M	Sequence:	20Jul23
Instrument:	US14173023 CN14160045	Injection date:	7/20/2023 2:54:40 PM
Data file:	C:\Chem32\1\Data\20Jul23\49.D	Analyst:	Canonico

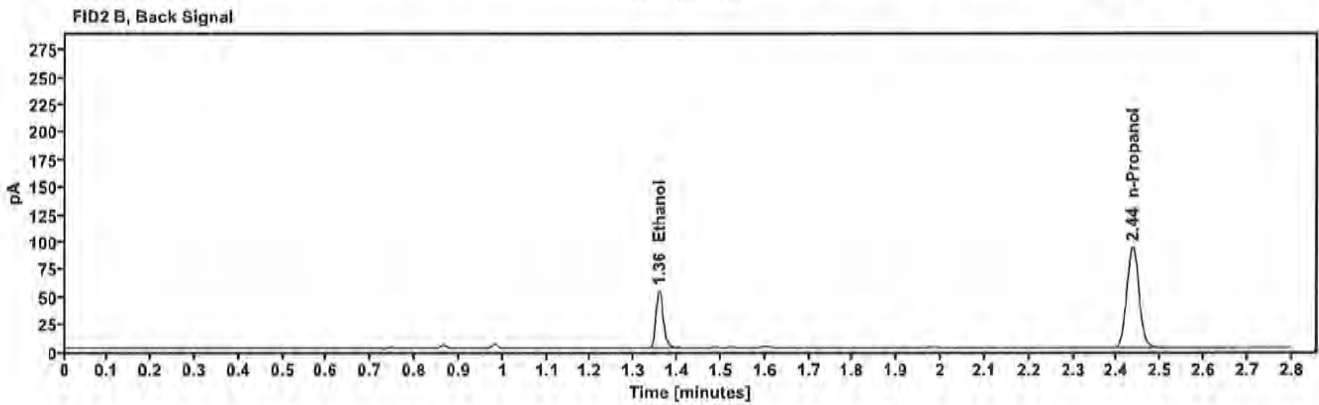
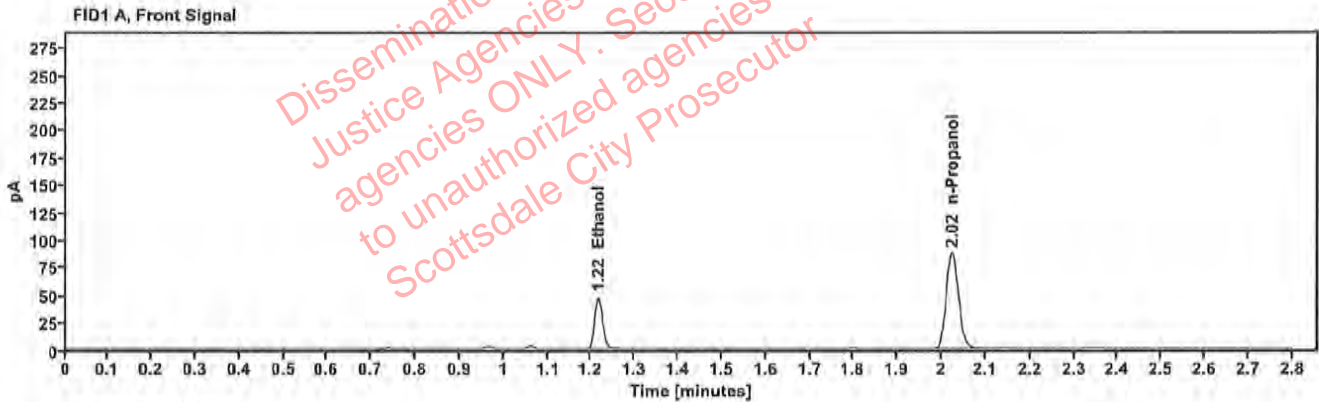


Table 1: FID 1 A (column DB-ALC1)

Compound	Amount (g/100mL)	Time (min)	Peak Area
>Ethanol	0.0901	1.216	59.476
n-Propanol	-----	2.024	172.876

Table 2: FID 2 B (column DB-ALC2)

Compound	Time (min)	Peak Area
Ethanol	1.358	63.579
n-Propanol	2.435	183.691

[REDACTED] : Canonico, Erika - (21-Jul-2023)

Case: [REDACTED] User: ecanonico 7/21/2023

Scottsdale Police Department Crime Lab Volatiles Analysis

Sample:	423-01K.H.	Vial:	50
Description:	[REDACTED]	LIMS ID:	[REDACTED]
Method:	ethanol quant.M	Sequence:	20Jul23
Instrument:	US14173023 CN14160045	Injection date:	7/20/2023 2:58:40 PM
Data file:	C:\Chem32\1\Data\20Jul23\50.D	Analyst:	Canonico

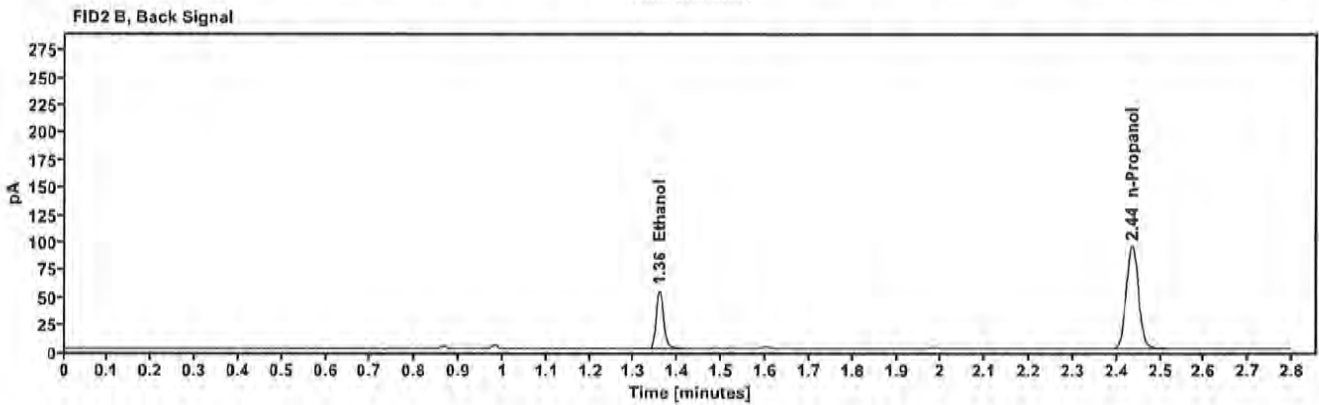
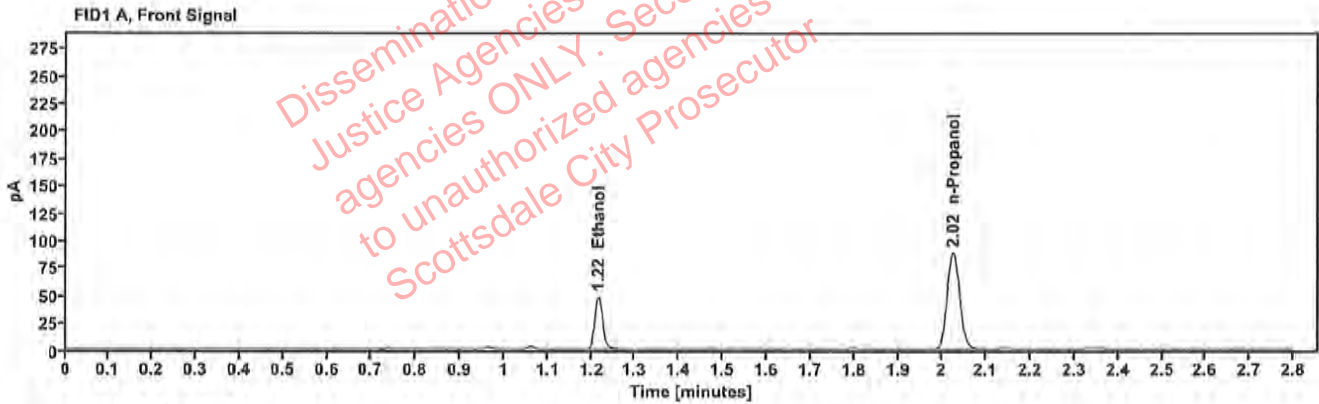


Table 1: FID 1 A (column DB-ALC1)

Compound	Amount (g/100mL)	Time (min)	Peak Area
>Ethanol	0.0902	1.216	60.548
n-Propanol	---	2.024	175.804

Table 2: FID 2 B (column DB-ALC2)

Compound	Time (min)	Peak Area
Ethanol	1.358	64.777
n-Propanol	2.435	186.820

[REDACTED]: Canonico, Erika - (21-Jul-2023)

Case: [REDACTED] User: ecanonico 7/21/2023

Scottsdale Police Department Crime Lab Volatiles Analysis

Sample:	390-01J.S.	Vial:	51
Description:	[REDACTED]	LIMS ID:	[REDACTED]
Method:	ethanol quant.M	Sequence:	20Jul23
Instrument:	US14173023 CN14160045	Injection date:	7/20/2023 3:02:40 PM
Data file:	C:\Chem32\1\Data\20Jul23\51.D	Analyst:	Canonico

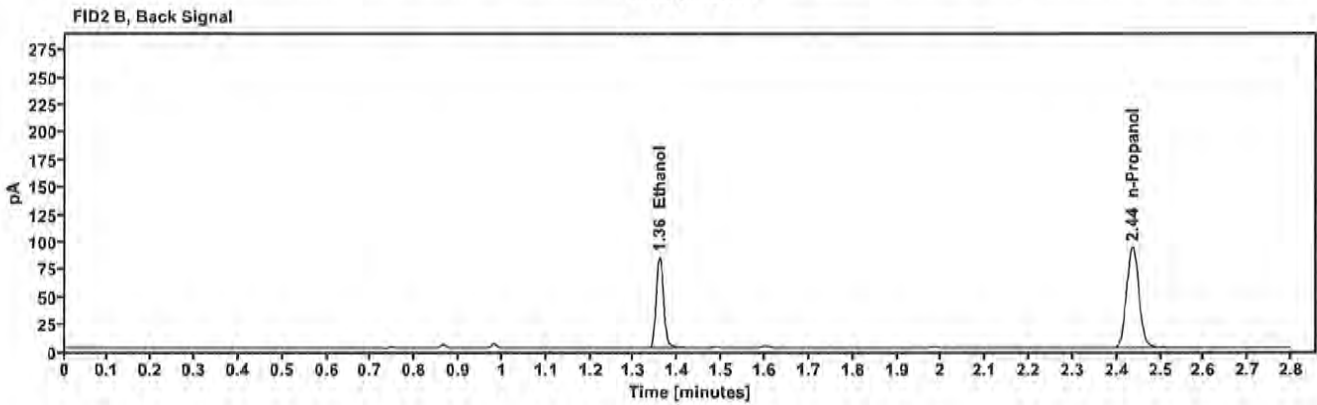
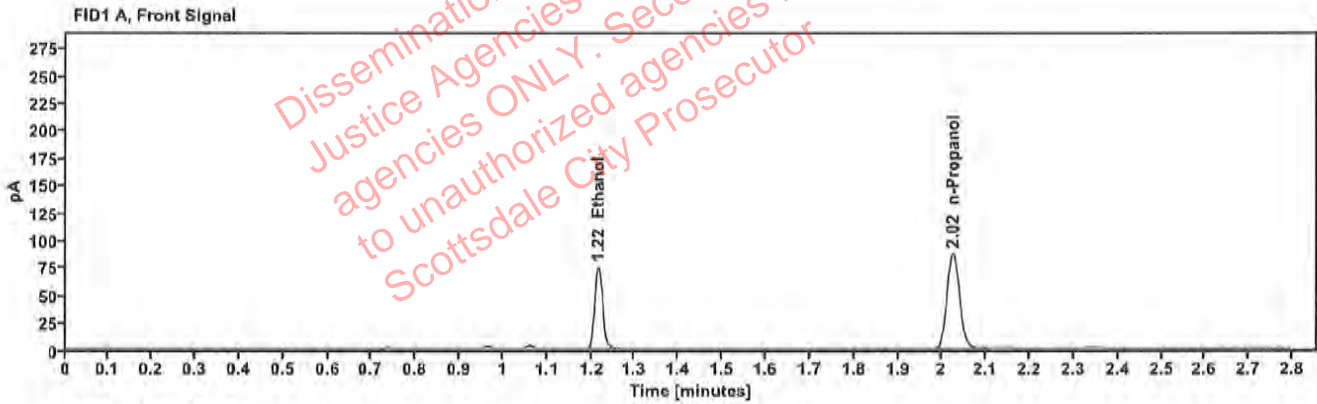


Table 1: FID 1 A (column DB-ALC1)

Compound	Amount (g/100mL)	Time (min)	Peak Area
>Ethanol	0.1425	1.216	94.550
n-Propanol	---	2.024	172.832

Table 2: FID 2 B (column DB-ALC2)

Compound	Time (min)	Peak Area
Ethanol	1.358	101.218
n-Propanol	2.435	183.508

[REDACTED]: Canonico, Erika - (21-Jul-2023)

Case: [REDACTED] User: ecanonico 7/21/2023

Scottsdale Police Department Crime Lab Volatiles Analysis

Sample:	390-01J.S.	Vial:	52
Description:	[REDACTED]	LIMS ID:	[REDACTED]
Method:	ethanol quant.M	Sequence:	20Jul23
Instrument:	US14173023 CN14160045	Injection date:	7/20/2023 3:06:40 PM
Data file:	C:\Chem32\1\Data\20Jul23\52.D	Analyst:	Canonico

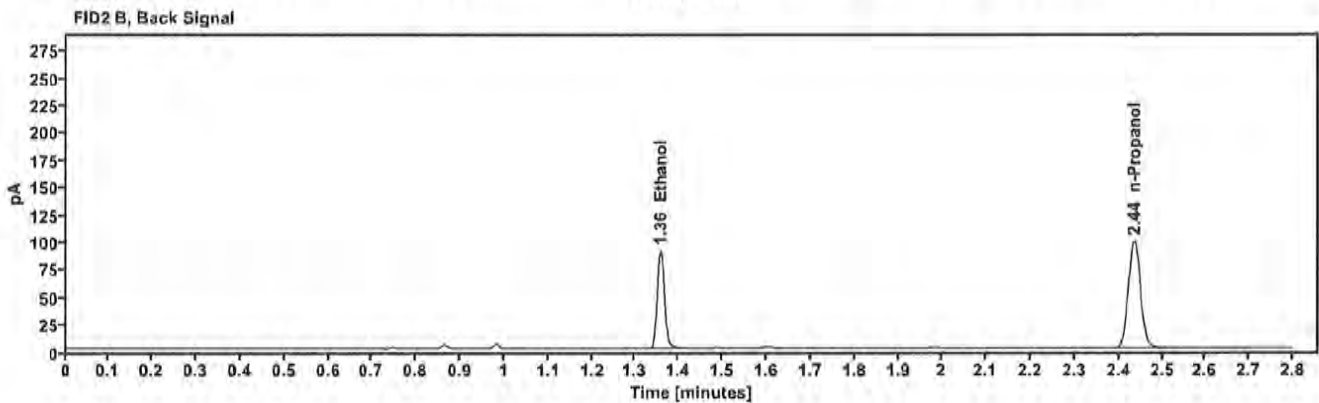
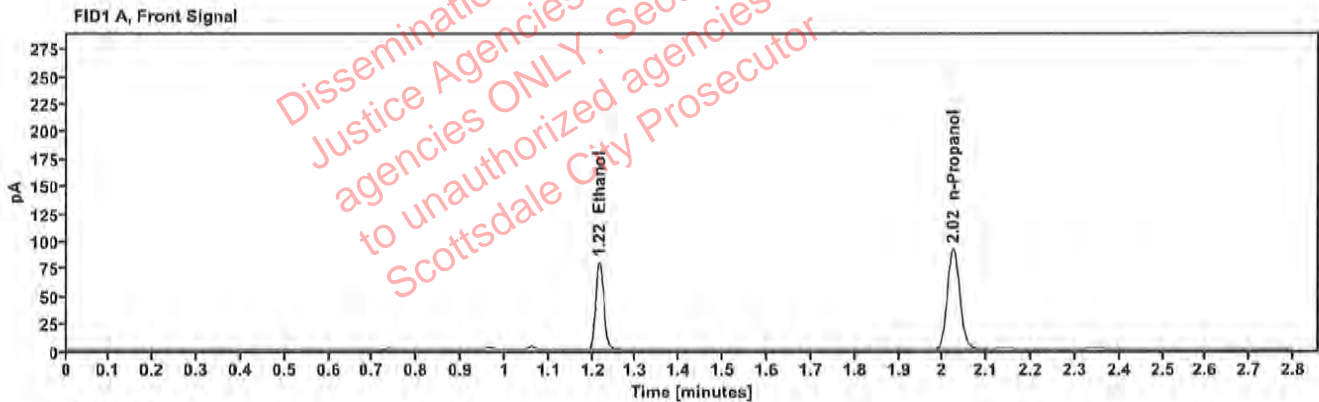


Table 1: FID 1 A (column DB-ALC1)

Compound	Amount (g/100mL)	Time (min)	Peak Area
>Ethanol	0.1440	1.215	101.051
n-Propanol	---	2.024	182.708

Table 2: FID 2 B (column DB-ALC2)

Compound	Time (min)	Peak Area
Ethanol	1.358	108.184
n-Propanol	2.435	194.092