

SCOTTSDALE POLICE DEPARTMENT CRIME LABORATORY BLOOD ALCOHOL FACE SHEET

ANALYSIS DATE 09/20/2023 SEQUENCE NAME 20Sep23

EQUIPMENT

Pipettor Hamilton ML600EH7497 Hamilton ML600GJ10749
 Gas Chromatograph Agilent US14173023

INSTRUMENT CALIBRATION

Vial 1 0.02 calibrator Lot FN03122113 Coefficient of determination (r²)
 Vial 2 0.10 calibrator Lot FN11172002 0.99998
 Vial 3 0.20 calibrator Lot FN03132302
 Vial 4 0.40 calibrator Lot FN03052102

CALIBRATION VERIFICATION AND RESOLUTION TEST

Vial	Sample	Expected result	Measured result	Manufacturer/lot
5	Blank	Not detected	Not detected	SPD lab 011823WB
6	Volatiles mixture	6 compounds	6 compounds	SPD lab 050721MIX
7	Aqueous control	0.400 g/dL	0.398 g/dL	Lipomed 30012020-A
8	Aqueous control	0.040 g/dL	0.041 g/dL	Lipomed 14082019-B
9	Blood control	0.199 g/dL	0.205 g/dL	ACQ 4110320133/11
20	Aqueous control	0.080 g/dL	0.081 g/dL	Lipomed 20012020-B
31	Aqueous control	0.080 g/dL	0.082 g/dL	Lipomed 20012020-B
42	Blood control	0.199 g/dL	0.205 g/dL	ACQ 4110320133/11
53	Aqueous control	0.400 g/dL	0.407 g/dL	Lipomed 30012020-A
54	Aqueous control	0.040 g/dL	0.042 g/dL	Lipomed 14082019-B
55	Blood control	0.199 g/dL	0.205 g/dL	ACQ 4110320133/11
56	Blank	Not detected	Not detected	SPD lab 060223AQ

SUBJECT SAMPLES

Subjects in the sequence 16 Subjects requiring reanalysis 0

ADDITIONAL NOTES: All testing proceeded as expected. This batch includes four proficiency test samples.

Run valid Run invalid [Signature] Analyst
 Run valid Run invalid [Signature] Technical Reviewer

Scottsdale Police Department Crime Laboratory Sequence Quality Assurance Summary

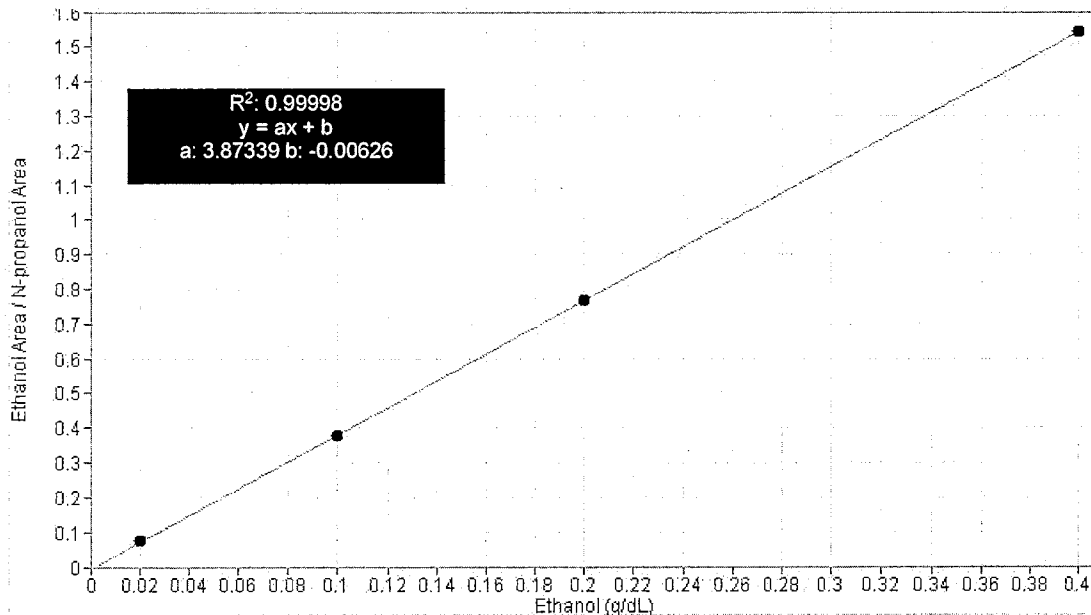
SEQUENCE NAME: 20Sep23

ANALYST: Abbott *de*

Sample Name	Vial	Measured Value (g/dL)	Expected Value (g/dL)	Percent Difference	Absolute Difference (g/dL)
blank 011823VWB	5	negative	negative	-	-
0.400 30012020-A	7	0.398	0.400	0.50	-0.002
0.040 14082019-B	8	0.041	0.040	2.50	0.001
0.199 4110320133/11	9	0.205	0.199	3.02	0.006
0.080 20012020-B	20	0.081	0.080	1.25	0.001
0.080 20012020-B	31	0.082	0.080	2.50	0.002
0.199 4110320133/11	42	0.205	0.199	3.02	0.006
0.400 30012020-A	53	0.407	0.400	1.75	0.007
0.040 14082019-B	54	0.042	0.040	5.00	0.002
0.199 4110320133/11	55	0.205	0.199	3.02	0.006
blank 060223AQ	56	negative	negative	-	-

Calibrator	Ethanol Area	N-propanol Area	Ratio
0.020	11.662	156.252	0.075
0.100	58.722	155.147	0.379
0.200	118.327	154.517	0.766
0.400	241.141	156.090	1.545

Calibration Line



Scottsdale Police Department Crime Lab Volatiles Analysis

Sample: FN03122113	Vial: 1
Description: 0.020 calibrator	Sequence: 20Sep23
Method: ethanol quant.M	Injection date: 9/20/2023 11:42:31 AM
Instrument: US14173023 CN14160045	Analyst: Abbott <i>PA</i>
Data file: C:\Chem32\1\Data\20Sep23\1.D	

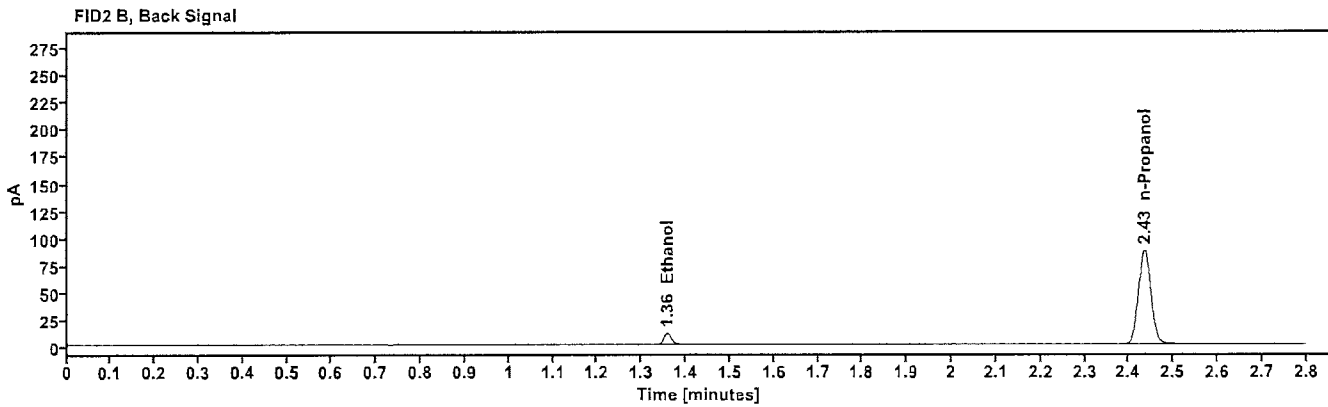
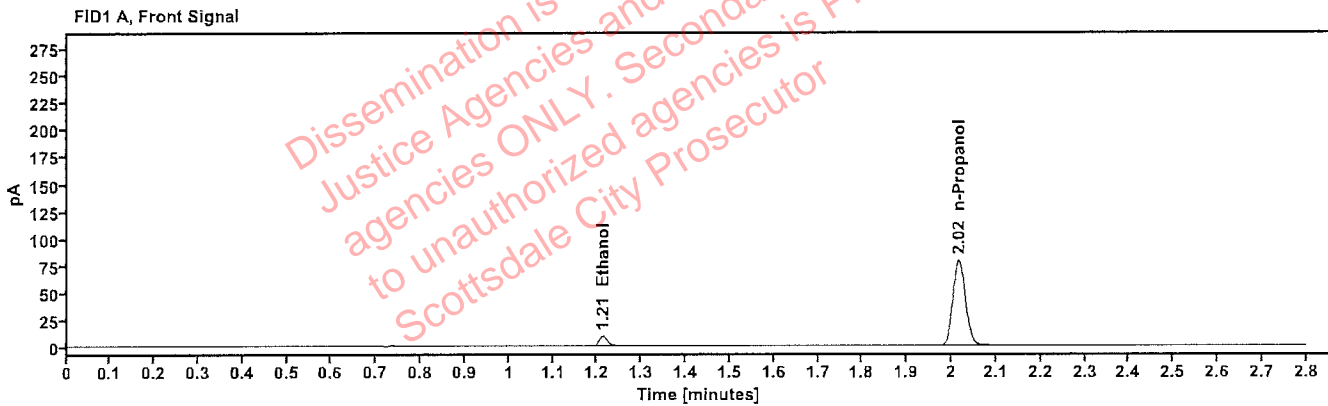


Table 1: FID 1 A (column DB-ALC1)

Compound	Time (min)	Peak Area
Ethanol	1.212	11.662
n-Propanol	2.016	156.252

Table 2: FID 2 B (column DB-ALC2)

Compound	Time (min)	Peak Area
Ethanol	1.358	12.775
n-Propanol	2.435	170.857

Scottsdale Police Department Crime Lab Volatiles Analysis

Sample: FN11172002	Vial: 2
Description: 0.100 calibrator	Sequence: 20Sep23
Method: ethanol quant.M	Injection date: 9/20/2023 11:46:30 AM
Instrument: US14173023 CN14160045	Analyst: Abbott <i>PA</i>
Data file: C:\Chem32\1\Data\20Sep23\2.D	

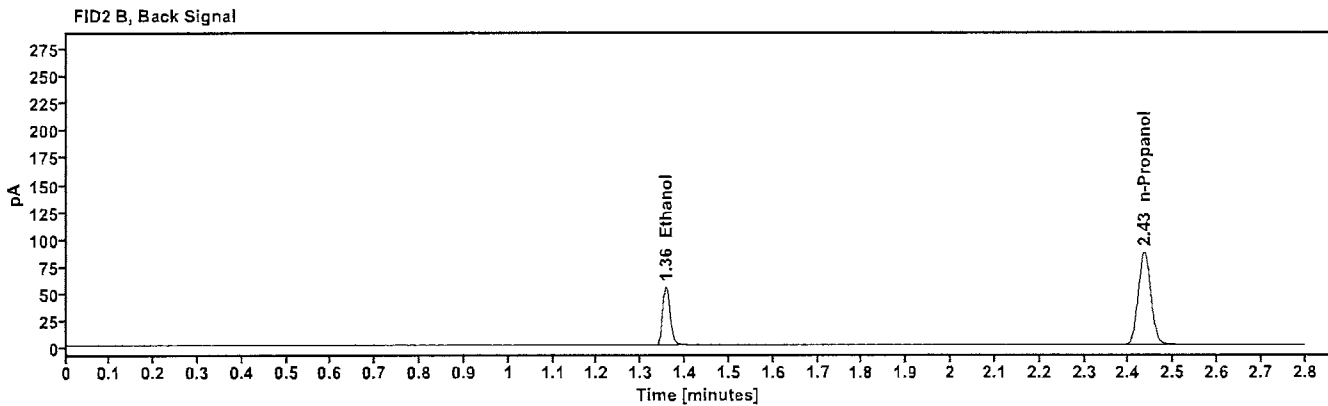
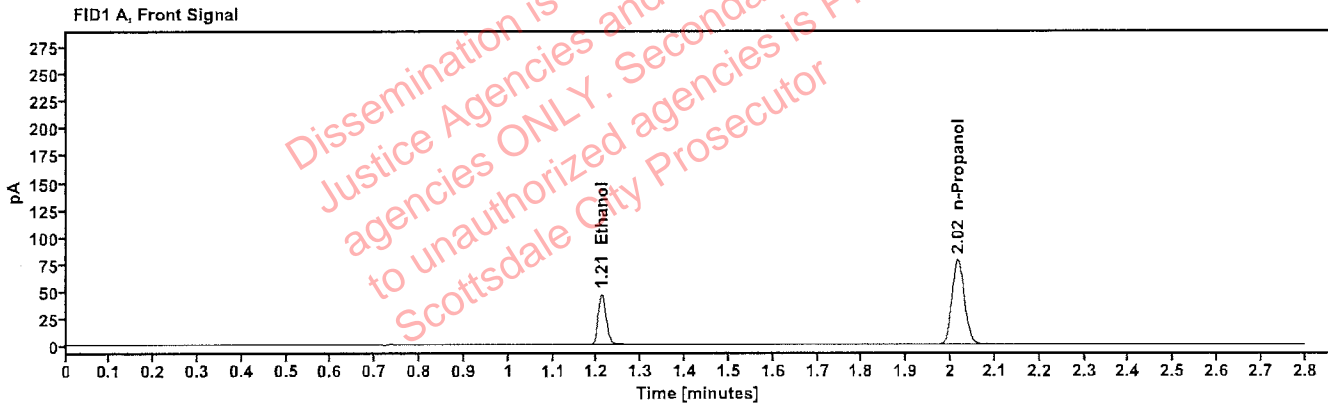


Table 1: FID 1 A (column DB-ALC1)

Compound	Time (min)	Peak Area
Ethanol	1.210	58.722
n-Propanol	2.016	155.147

Table 2: FID 2 B (column DB-ALC2)

Compound	Time (min)	Peak Area
Ethanol	1.356	64.511
n-Propanol	2.435	169.708

Scottsdale Police Department Crime Lab Volatiles Analysis

Sample: FN03132302	Vial: 3
Description: 0.200 calibrator	Sequence: 20Sep23
Method: ethanol quant.M	Injection date: 9/20/2023 11:50:30 AM
Instrument: US14173023 CN14160045	Analyst: Abbott
Data file: C:\Chem32\1\Data\20Sep23\3.D	

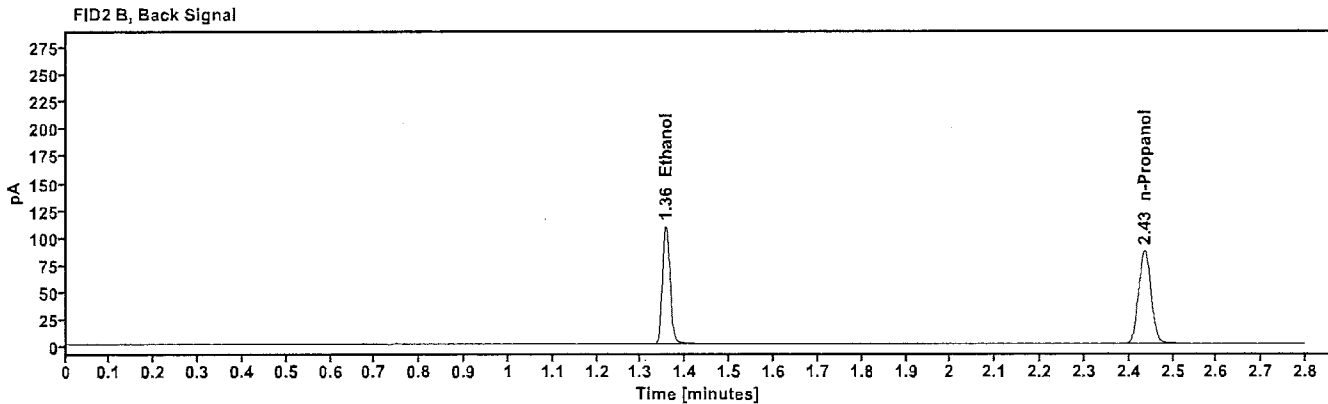
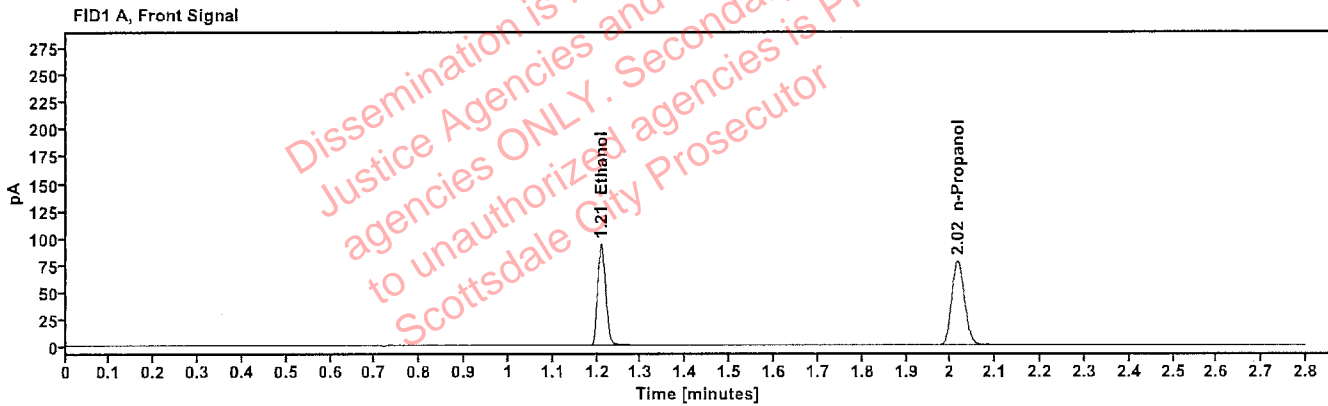


Table 1: FID 1 A (column DB-ALC1)

Compound	Time (min)	Peak Area
Ethanol	1.210	118.327
n-Propanol	2.016	154.517

Table 2: FID 2 B (column DB-ALC2)

Compound	Time (min)	Peak Area
Ethanol	1.356	130.130
n-Propanol	2.435	169.133

Scottsdale Police Department Crime Lab Volatiles Analysis

Sample: FN03052102	Vial: 4
Description: 0.400 calibrator	Sequence: 20Sep23
Method: ethanol quant.M	Injection date: 9/20/2023 11:54:30 AM
Instrument: US14173023 CN14160045	Analyst: Abbott <i>ph</i>
Data file: C:\Chem32\1\Data\20Sep23\4.D	

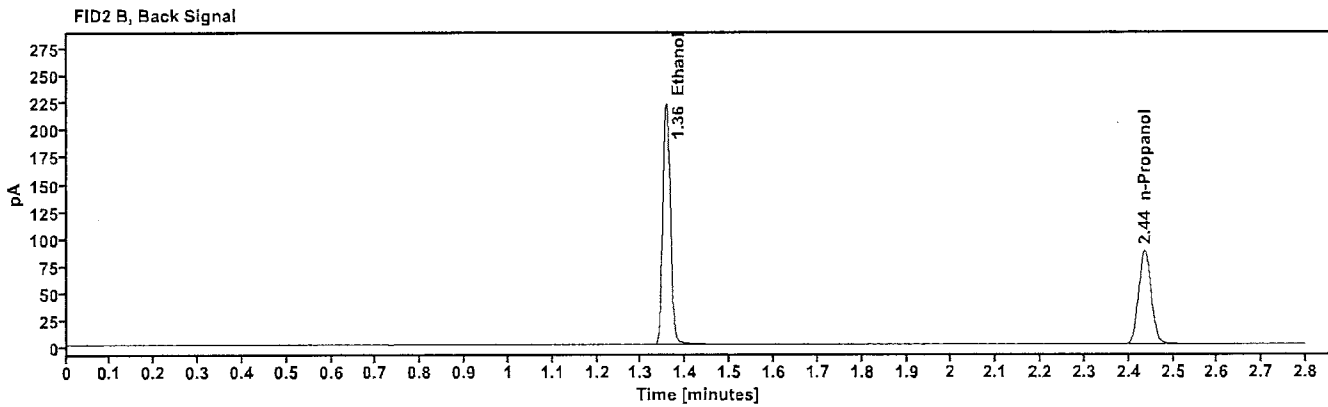
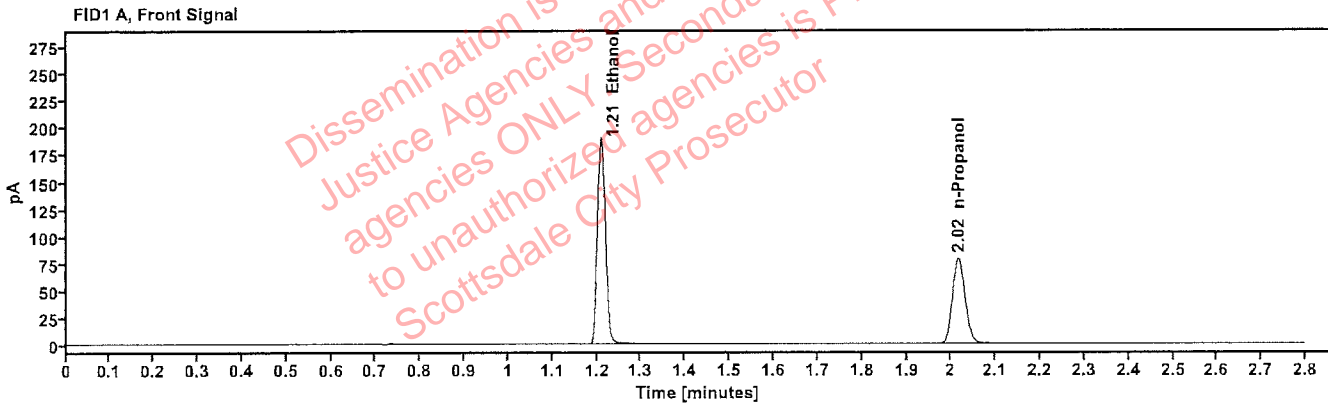


Table 1: FID 1 A (column DB-ALC1)

Compound	Time (min)	Peak Area
Ethanol	1.209	241.141
n-Propanol	2.017	156.090

Table 2: FID 2 B (column DB-ALC2)

Compound	Time (min)	Peak Area
Ethanol	1.356	266.183
n-Propanol	2.436	170.696

Scottsdale Police Department Crime Lab Volatiles Analysis

Sample: 011823WB	Vial: 5
Description: Negative	LIMS ID:
Method: ethanol quant.M	Sequence: 20Sep23
Instrument: US14173023 CN14160045	Injection date: 9/20/2023 11:58:29 AM
Data file: C:\Chem321\1\Data\20Sep23\5.D	Analyst: Abbott

Abbott

Dissemination is restricted to Criminal Justice Agencies and authorized agencies ONLY. Secondary dissemination to unauthorized agencies is PROHIBITED. Scottsdale City Prosecutor

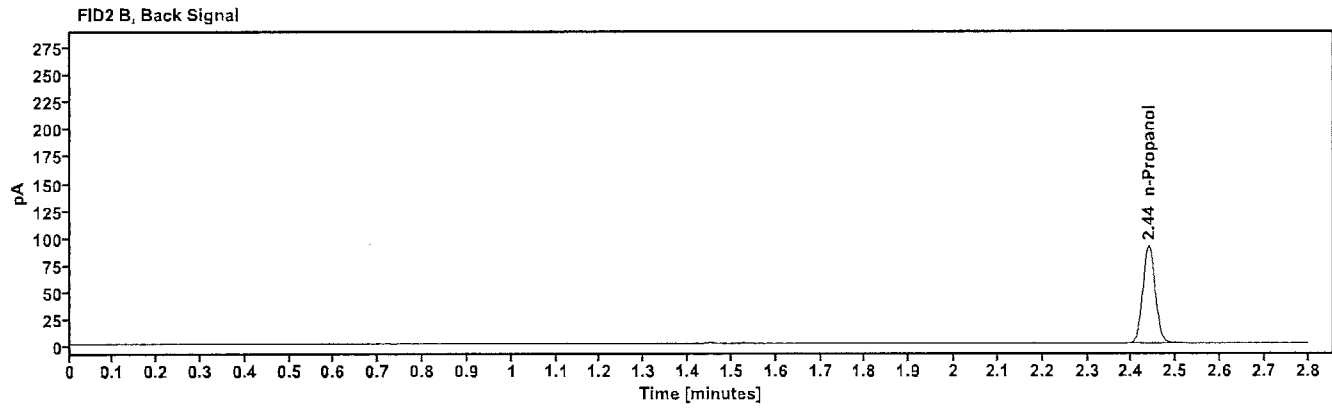
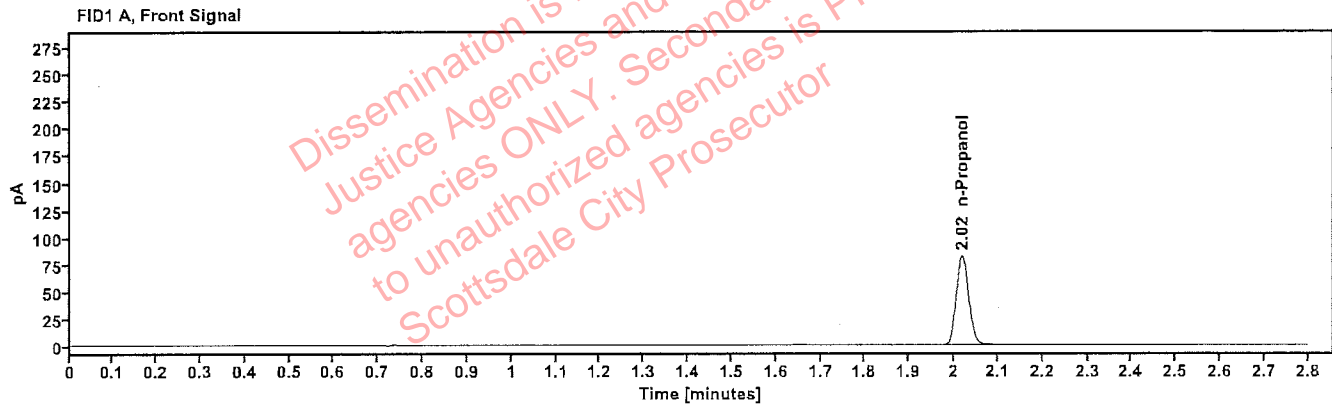


Table 1: FID 1 A (column DB-ALC1)

Compound	Amount (g/100mL)	Time (min)	Peak Area
n-Propanol	----	2.019	162.466

Table 2: FID 2 B (column DB-ALC2)

Compound	Time (min)	Peak Area
n-Propanol	2.439	177.811

Scottsdale Police Department Crime Lab Volatiles Analysis

Sample: 050721MIX	Vial: 6
Description: Volatiles mix	LIMS ID:
Method: ethanol quant.M	Sequence: 20Sep23
Instrument: US14173023 CN14160045	Injection date: 9/20/2023 12:02:29 PM
Data file: C:\Chem32\1\Data\20Sep23\6.D	Analyst: Abbott

DA

Dissemination is restricted to Criminal Justice Agencies and authorized agencies ONLY. Secondary dissemination to unauthorized agencies is PROHIBITED. Scottsdale City Prosecutor

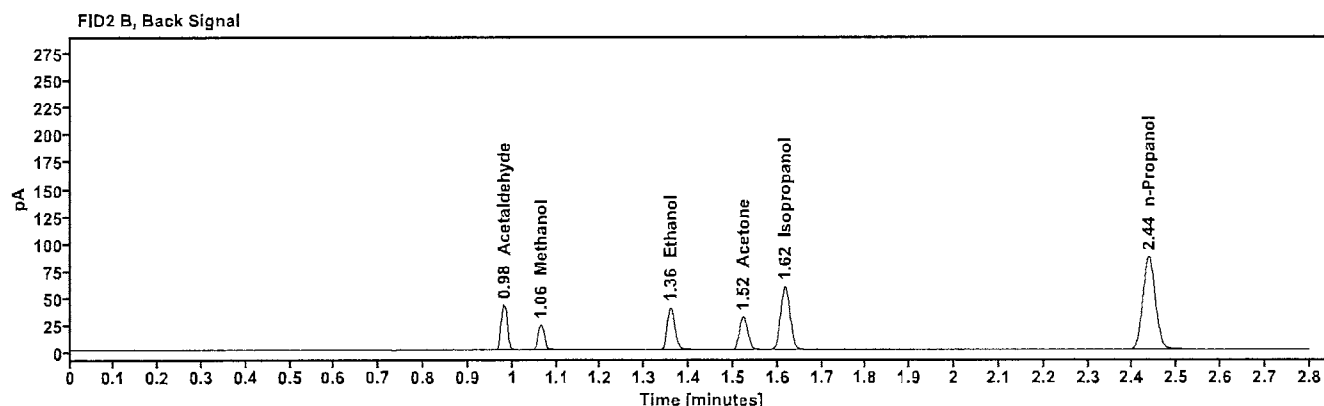
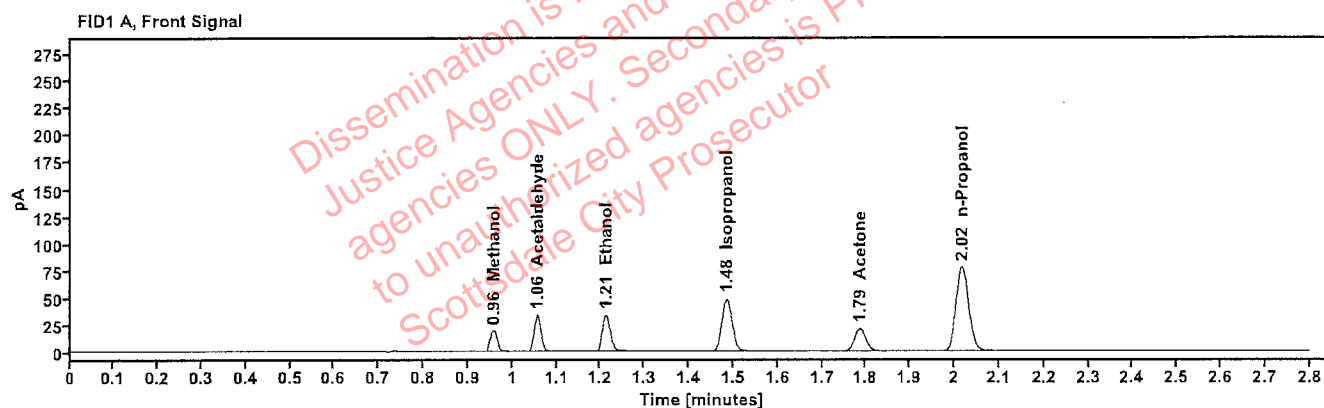


Table 1: FID 1 A (column DB-ALC1)

Compound	Amount (g/100mL)	Time (min)	Peak Area
Methanol	-----	0.958	21.874
Acetaldehyde	-----	1.056	36.454
>Ethanol	0.0730	1.212	42.787
Isopropanol	-----	1.485	77.567
Acetone	-----	1.786	36.101
n-Propanol	-----	2.017	154.651

Table 2: FID 2 B (column DB-ALC2)

Compound	Time (min)	Peak Area
Acetaldehyde	0.981	40.876
Methanol	1.064	24.332
Ethanol	1.358	47.096
Acetone	1.522	39.753
Isopropanol	1.617	86.116
n-Propanol	2.437	169.142

Scottsdale Police Department Crime Lab Volatiles Analysis

Sample: 30012020-A	Vial: 7
Description: 0.400	LIMS ID:
Method: ethanol quant.M	Sequence: 20Sep23
Instrument: US14173023 CN14160045	Injection date: 9/20/2023 12:06:44 PM
Data file: C:\Chem32\1\Data\20Sep23\7.D	Analyst: Abbott

Abbott

Dissemination is restricted to Criminal Justice Agencies and authorized agencies ONLY. Secondary dissemination to unauthorized agencies is PROHIBITED. Scottsdale City Prosecutor

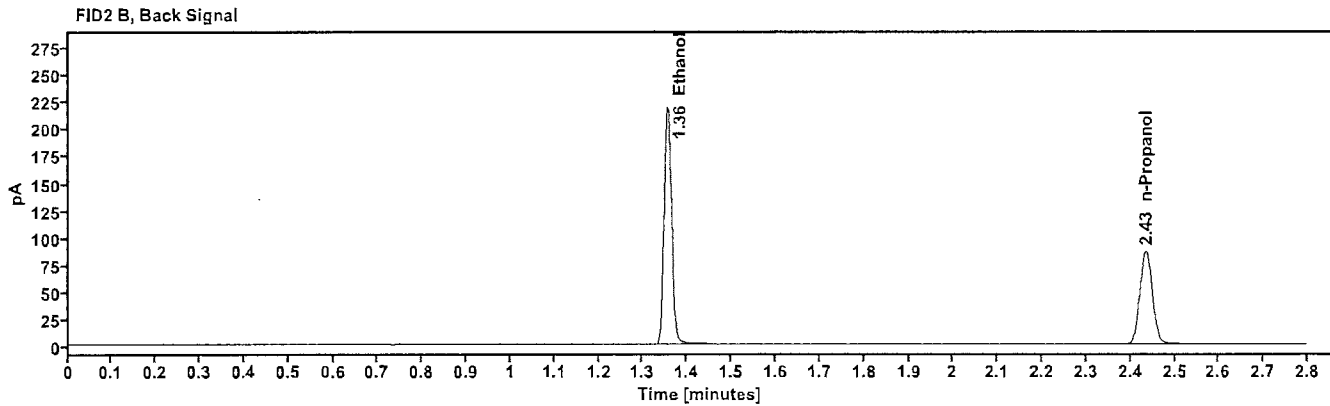
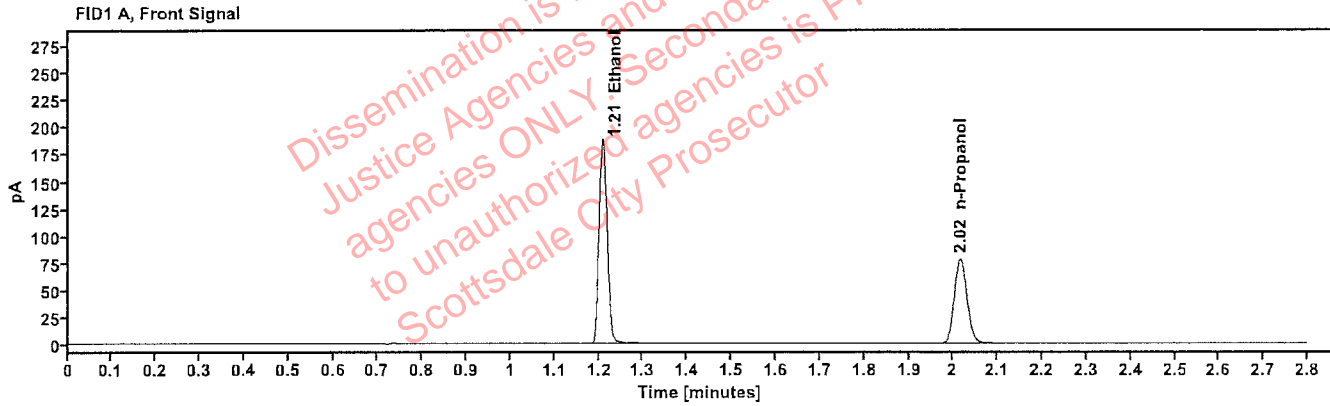


Table 1: FID 1 A (column DB-ALC1)

Compound	Amount (g/100mL)	Time (min)	Peak Area
>Ethanol	0.3989	1.209	238.366
n-Propanol	---	2.016	154.893

Table 2: FID 2 B (column DB-ALC2)

Compound	Time (min)	Peak Area
Ethanol	1.355	263.013
n-Propanol	2.435	169.477

Scottsdale Police Department Crime Lab Volatiles Analysis

Sample: 14082019-B	Vial: 8
Description: 0.040	LIMS ID:
Method: ethanol quant.M	Sequence: 20Sep23
Instrument: US14173023 CN14160045	Injection date: 9/20/2023 12:10:45 PM
Data file: C:\Chem32\1\Data\20Sep23\8.D	Analyst: Abbott

Abbott

Dissemination is restricted to Criminal Justice Agencies and authorized agencies ONLY. Secondary dissemination to unauthorized agencies is PROHIBITED. Scottsdale City Prosecutor

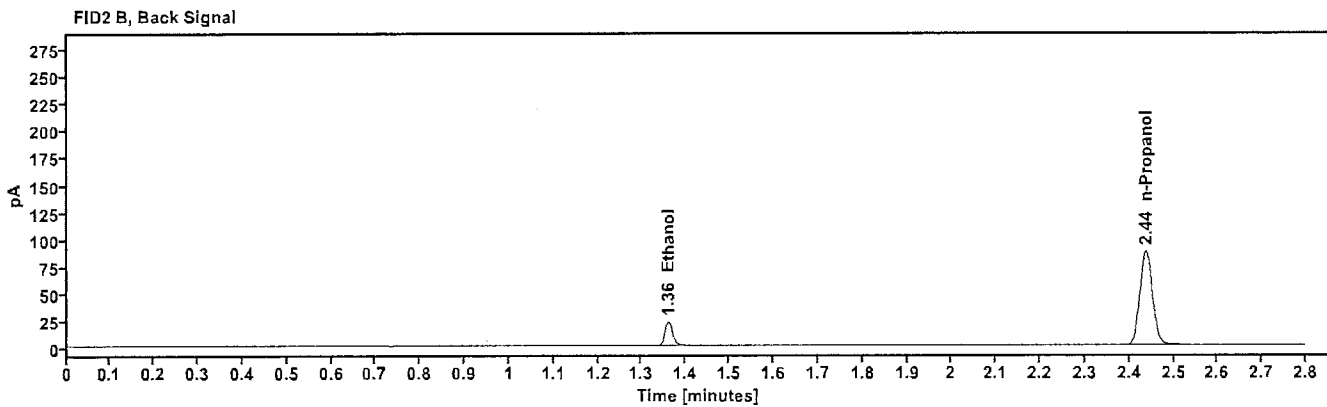
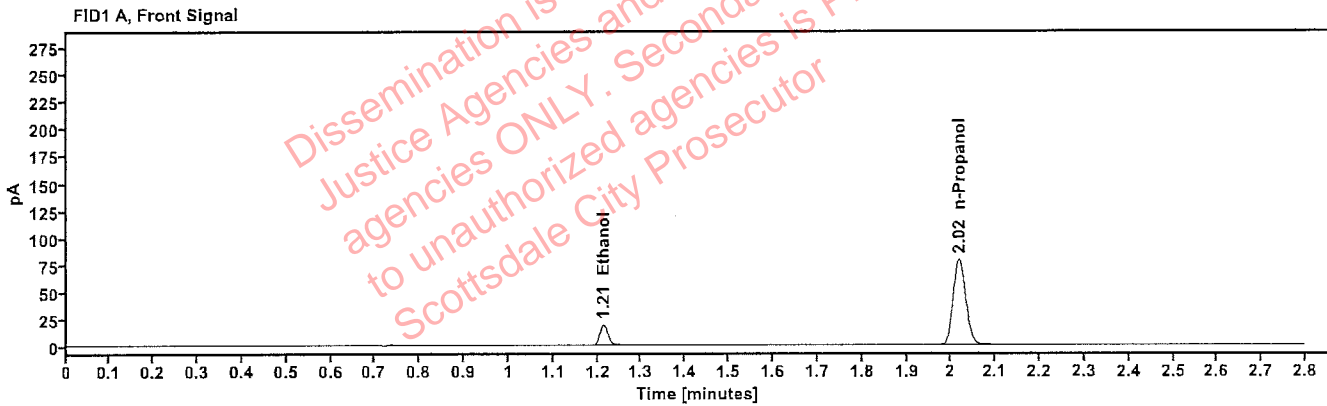


Table 1: FID 1 A (column DB-ALC1)

Compound	Amount (g/100mL)	Time (min)	Peak Area
>Ethanol	0.0418	1.213	24.409
n-Propanol	---	2.018	156.830

Table 2: FID 2 B (column DB-ALC2)

Compound	Time (min)	Peak Area
Ethanol	1.360	26.807
n-Propanol	2.438	171.624

Scottsdale Police Department Crime Lab Volatiles Analysis

Sample: 4110320133/11	Vial: 9
Description: 0.199	LIMS ID:
Method: ethanol quant.M	Sequence: 20Sep23
Instrument: US14173023 CN14160045	Injection date: 9/20/2023 12:14:45 PM
Data file: C:\Chem32\1\Data\20Sep23\9.D	Analyst: Abbott JH

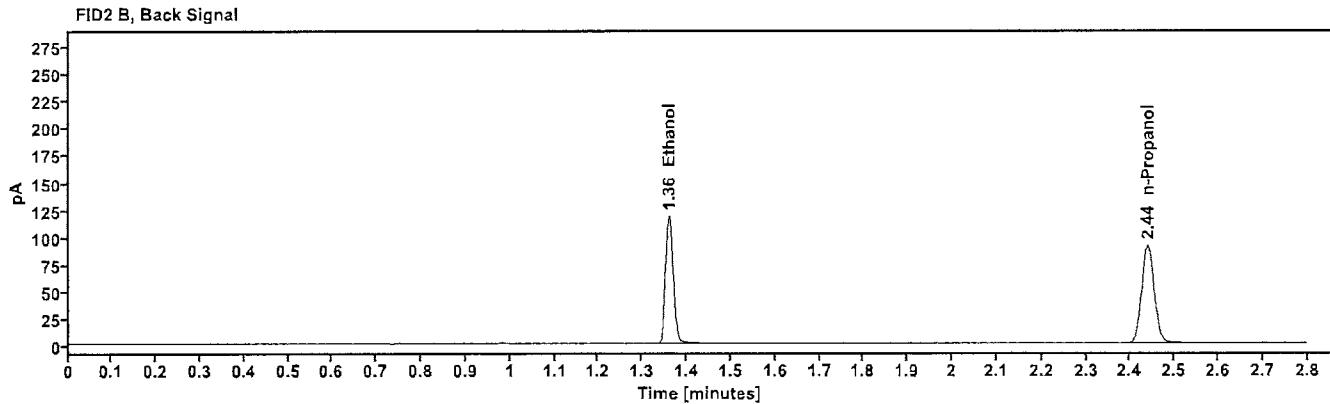
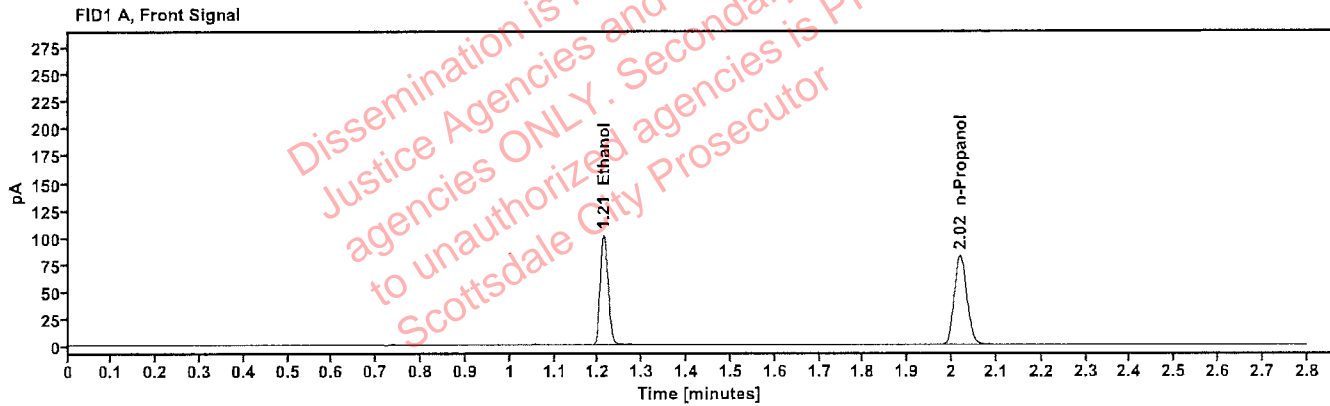


Table 1: FID 1 A (column DB-ALC1)

Compound	Amount (g/100mL)	Time (min)	Peak Area
>Ethanol	0.2052	1.212	128.854
n-Propanol	-----	2.019	163.385

Table 2: FID 2 B (column DB-ALC2)

Compound	Time (min)	Peak Area
Ethanol	1.360	141.750
n-Propanol	2.439	178.694

Scottsdale Police Department Crime Lab Volatiles Analysis

Sample: 20012020-B	Vial: 20
Description: 0.080	LIMS ID:
Method: ethanol quant.M	Sequence: 20Sep23
Instrument: US14173023 CN14160045	Injection date: 9/20/2023 12:59:14 PM
Data file: C:\Chem32\1\Data\20Sep23\20.D	Analyst: Abbott <i>JA</i>

Dissemination is restricted to Criminal Justice Agencies and authorized agencies ONLY. Secondary dissemination to unauthorized agencies is PROHIBITED. Scottsdale City Prosecutor

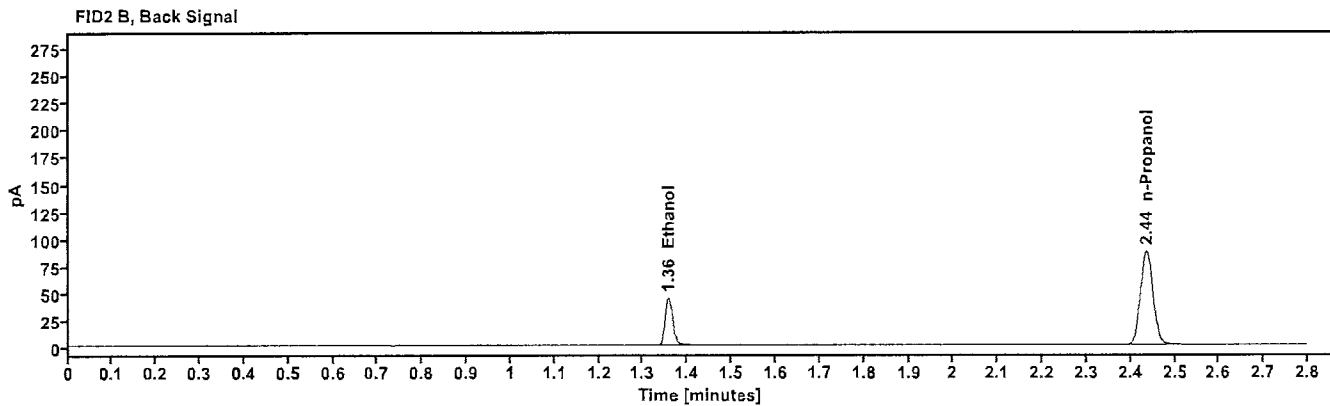
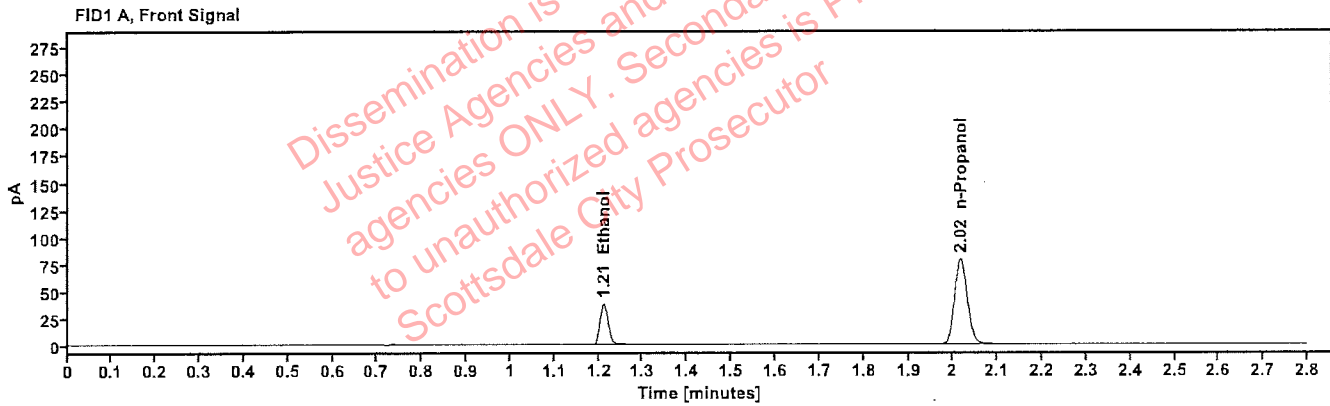


Table 1: FID 1 A (column DB-ALC1)

Compound	Amount (g/100mL)	Time (min)	Peak Area
>Ethanol	0.0812	1.211	48.336
n-Propanol	-----	2.017	156.805

Table 2: FID 2 B (column DB-ALC2)

Compound	Time (min)	Peak Area
Ethanol	1.357	53.066
n-Propanol	2.436	171.701

Scottsdale Police Department Crime Lab Volatiles Analysis

Sample: 20012020-B	Vial: 31
Description: 0.080	LIMS ID:
Method: ethanol quant.M	Sequence: 20Sep23
Instrument: US14173023 CN14160045	Injection date: 9/20/2023 1:43:45 PM
Data file: C:\Chem32\1\Data\20Sep23\31.D	Analyst: Abbott

Abbott

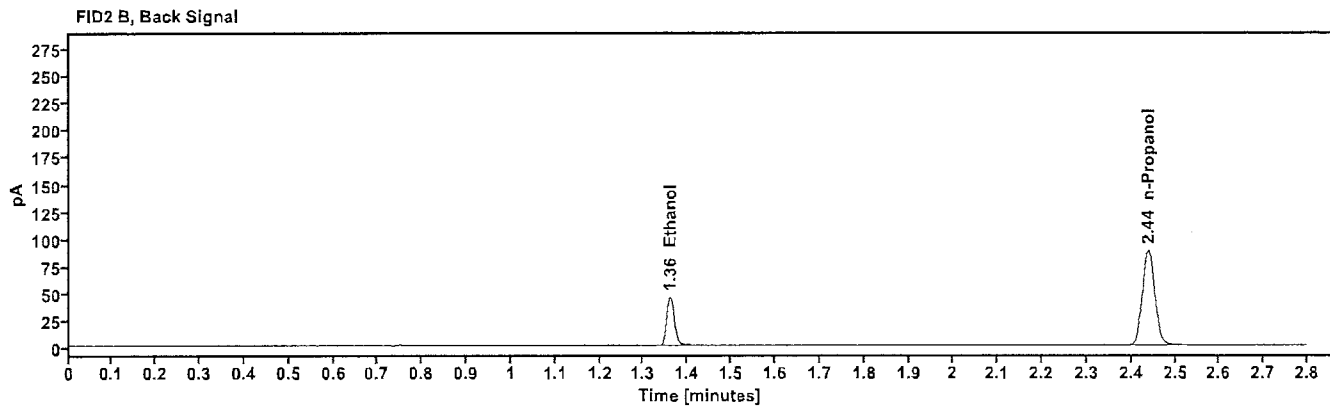
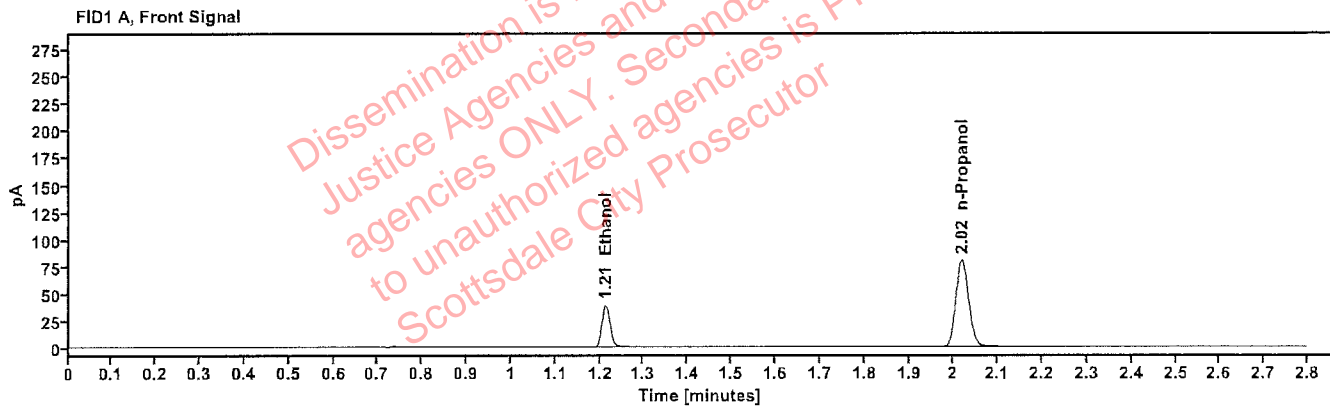


Table 1: FID 1 A (column DB-ALC1)

Compound	Amount (g/100mL)	Time (min)	Peak Area
>Ethanol	0.0820	1.213	49.683
n-Propanol	-----	2.019	159.614

Table 2: FID 2 B (column DB-ALC2)

Compound	Time (min)	Peak Area
Ethanol	1.360	54.312
n-Propanol	2.439	174.223

Scottsdale Police Department Crime Lab Volatiles Analysis

Sample: 4110320133/11	Vial: 42
Description: 0.199	LIMS ID:
Method: ethanol quant.M	Sequence: 20Sep23
Instrument: US14173023 CN14160045	Injection date: 9/20/2023 2:28:00 PM
Data file: C:\Chem32\1\Data\20Sep23\42.D	Analyst: Abbott

JA

Dissemination is restricted to Criminal Justice Agencies and authorized agencies ONLY. Secondary dissemination to unauthorized agencies is PROHIBITED. Scottsdale City Prosecutor

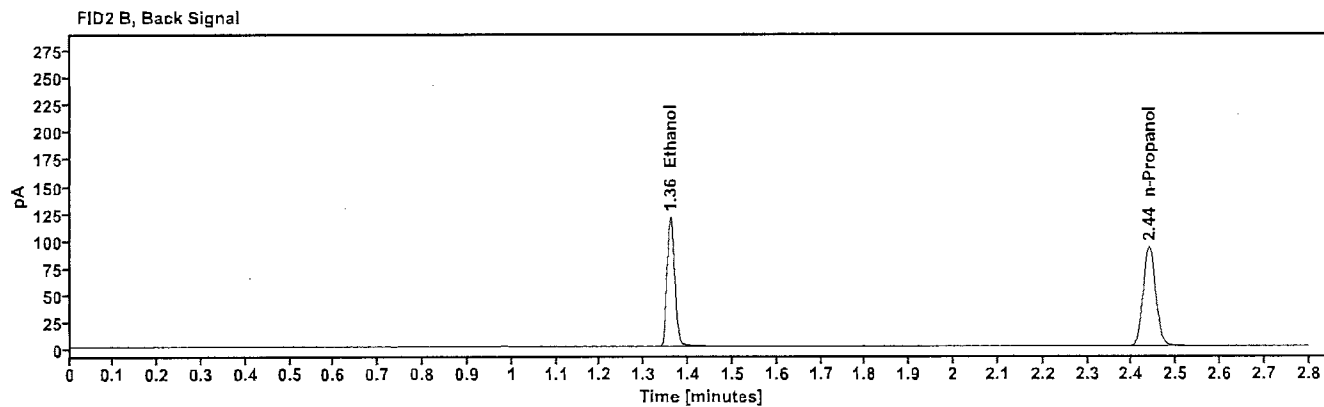
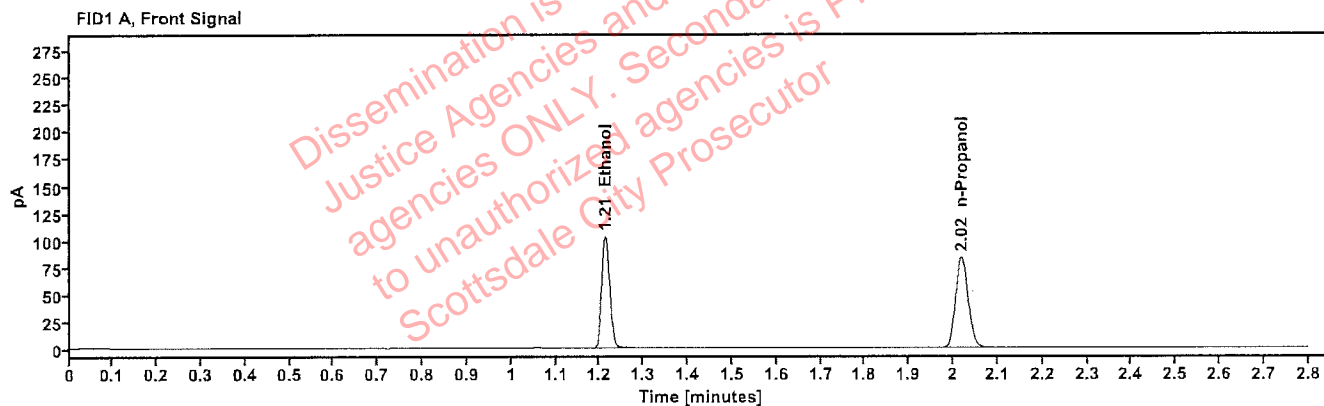


Table 1: FID 1 A (column DB-ALC1)

Compound	Amount (g/100mL)	Time (min)	Peak Area
>Ethanol	0.2056	1.212	131.115
n-Propanol	----	2.019	165.939

Table 2: FID 2 B (column DB-ALC2)

Compound	Time (min)	Peak Area
Ethanol	1.360	144.200
n-Propanol	2.439	181.539

Scottsdale Police Department Crime Lab Volatiles Analysis

Sample: 30012020-A	Vial: 53
Description: 0.400	LIMS ID:
Method: ethanol quant.M	Sequence: 20Sep23
Instrument: US14173023 CN14160045	Injection date: 9/20/2023 3:12:30 PM
Data file: C:\Chem32\1\Data\20Sep23\53.D	Analyst: Abbott

oh

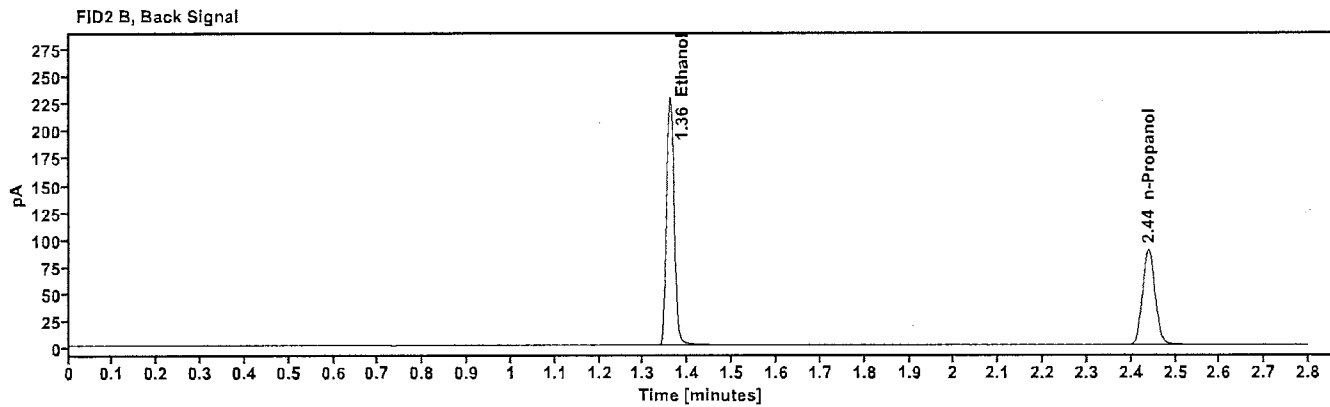
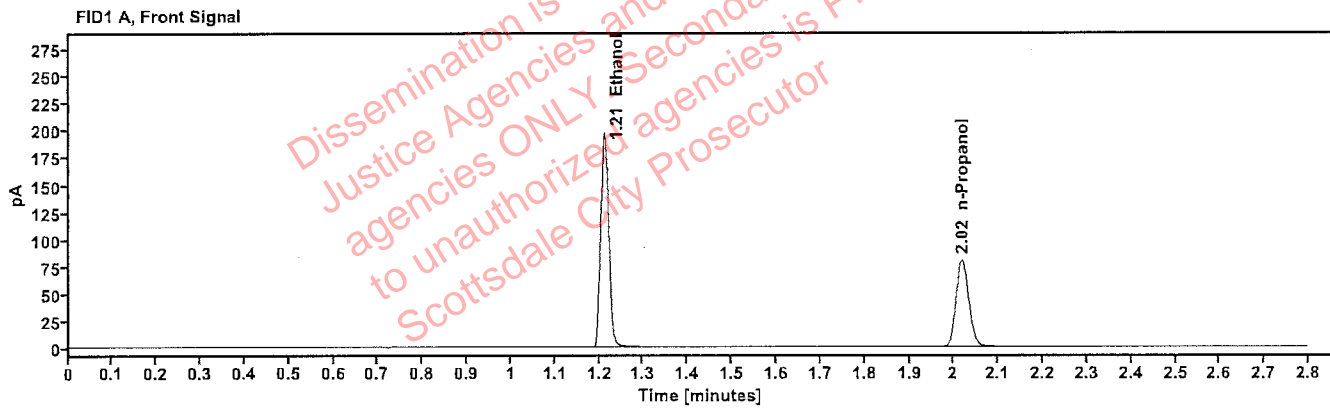


Table 1: FID 1 A (column DB-ALC1)

Compound	Amount (g/100mL)	Time (min)	Peak Area
>Ethanol	0.4073	1.211	251.177
n-Propanol	----	2.019	159.837

Table 2: FID 2 B (column DB-ALC2)

Compound	Time (min)	Peak Area
Ethanol	1.360	277.036
n-Propanol	2.439	174.927

Scottsdale Police Department Crime Lab Volatiles Analysis

Sample: 14082019-B	Vial: 54
Description: 0.040	LIMS ID:
Method: ethanol quant.M	Sequence: 20Sep23
Instrument: US14173023 CN14160045	Injection date: 9/20/2023 3:16:30 PM
Data file: C:\Chem32\1\Data\20Sep23\54.D	Analyst: Abbott

Abbott

Dissemination is restricted to Criminal Justice Agencies and authorized agencies ONLY. Secondary dissemination to unauthorized agencies is PROHIBITED. Scottsdale City Prosecutor

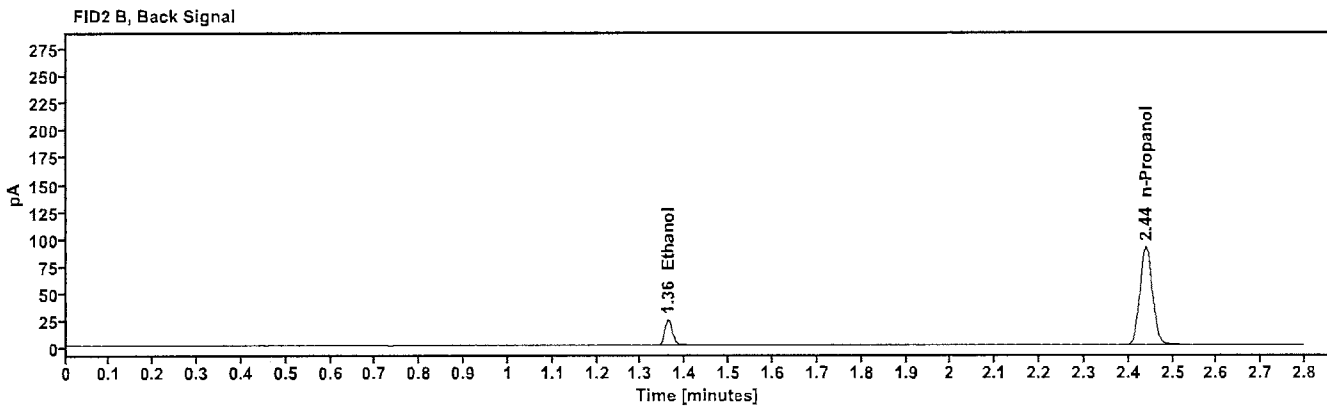
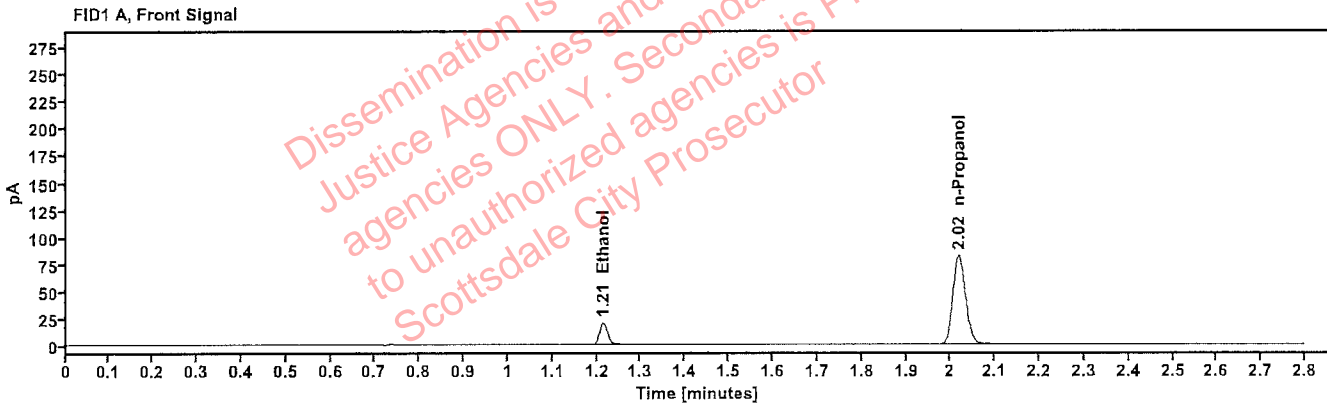


Table 1: FID 1 A (column DB-ALC1)

Compound	Amount (g/100mL)	Time (min)	Peak Area
>Ethanol	0.0426	1.214	25.941
n-Propanol	-----	2.019	163.563

Table 2: FID 2 B (column DB-ALC2)

Compound	Time (min)	Peak Area
Ethanol	1.361	28.398
n-Propanol	2.439	178.698

Scottsdale Police Department Crime Lab Volatiles Analysis

Sample: 4110320133/11	Vial: 55
Description: 0.199	LIMS ID:
Method: ethanol quant.M	Sequence: 20Sep23
Instrument: US14173023 CN14160045	Injection date: 9/20/2023 3:20:45 PM
Data file: C:\Chem32\1\Data\20Sep23\55.D	Analyst: Abbott

Abbott

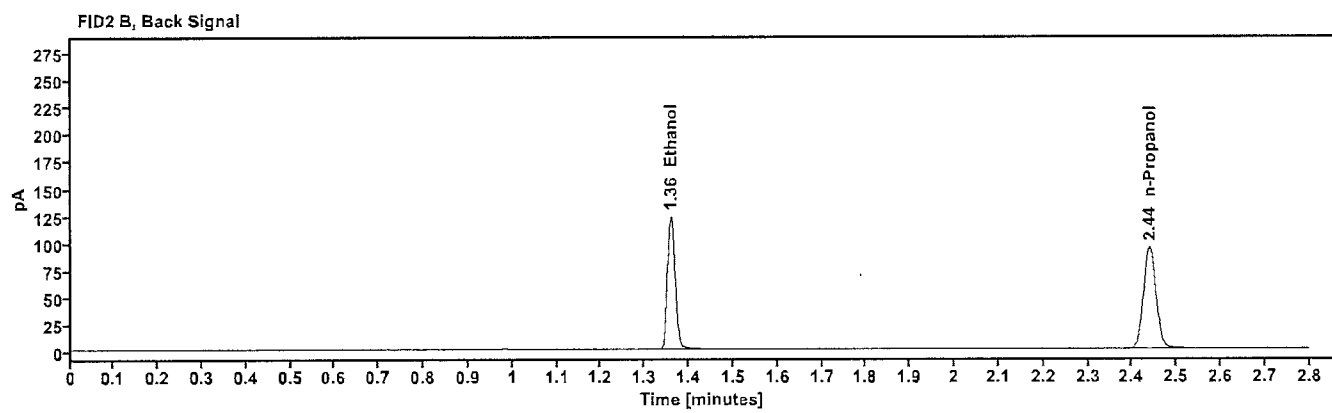
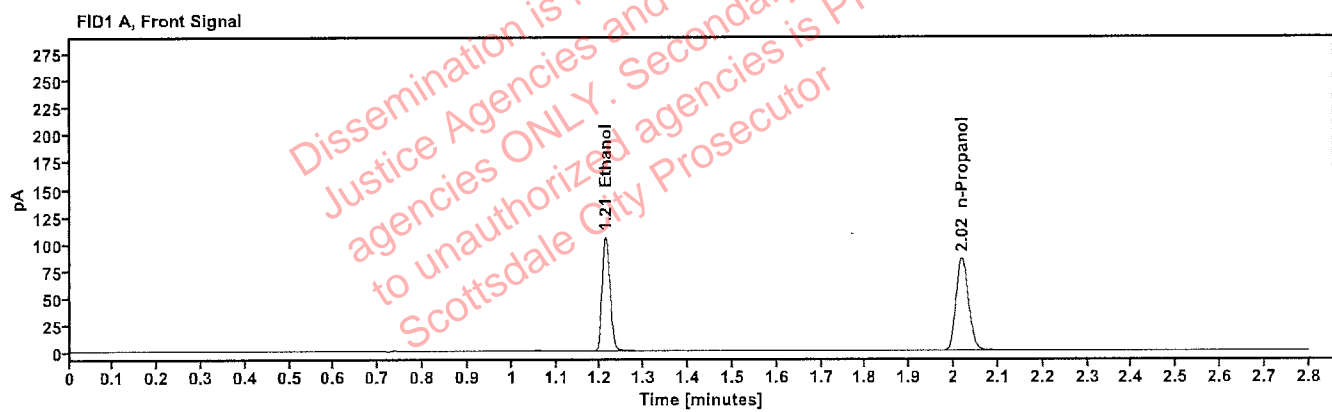


Table 1: FID 1 A (column DB-ALC1)

Compound	Amount (g/100mL)	Time (min)	Peak Area
>Ethanol	0.2057	1.212	134.614
n-Propanol	-----	2.019	170.256

Table 2: FID 2 B (column DB-ALC2)

Compound	Time (min)	Peak Area
Ethanol	1.360	147.835
n-Propanol	2.439	186.339

Scottsdale Police Department Crime Lab Volatiles Analysis

Sample: 060223AQ	Vial: 56
Description: Negative	LIMS ID:
Method: ethanol quant.M	Sequence: 20Sep23
Instrument: US14173023 CN14160045	Injection date: 9/20/2023 3:24:44 PM
Data file: C:\Chem32\1\Data\20Sep23\56.D	Analyst: Abbott

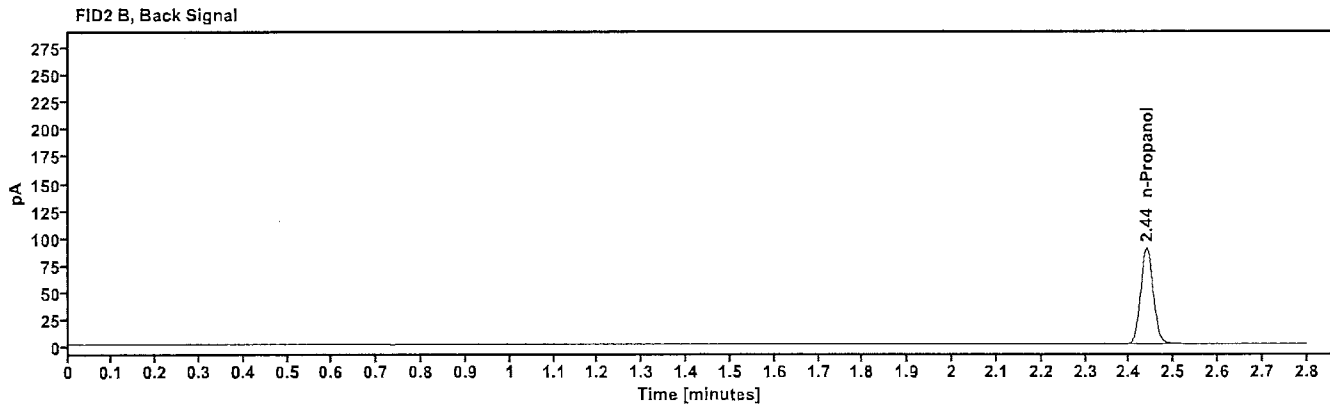
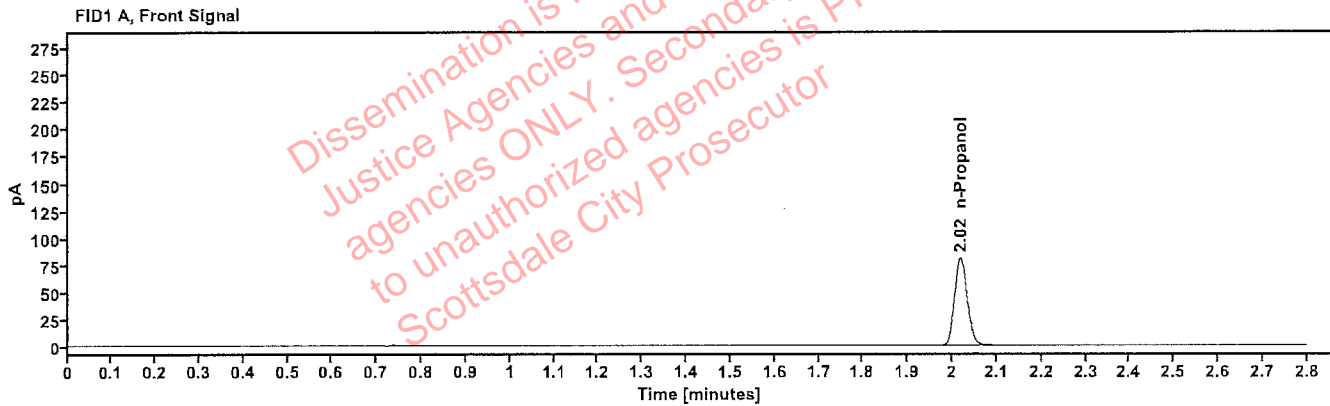


Table 1: FID 1 A (column DB-ALC1)

Compound	Amount (g/100mL)	Time (min)	Peak Area
n-Propanol	-----	2.019	160.314

Table 2: FID 2 B (column DB-ALC2)

Compound	Time (min)	Peak Area
n-Propanol	2.439	175.303

Sequence Summary

Sequence name: 20Sep23 Instrument: US14173023 CN14160045 Analyst: Abbott *RA*

Vial	Sample	Description	Type	LIMS ID	Method
1	FN03122113	0.020 calibrator	Calibration		ethanol quant.M
2	FN11172002	0.100 calibrator	Calibration		ethanol quant.M
3	FN03132302	0.200 calibrator	Calibration		ethanol quant.M
4	FN03052102	0.400 calibrator	Calibration		ethanol quant.M
5	011823WB	Negative	Control		ethanol quant.M
6	050721MIX	Volatiles mix	Control		ethanol quant.M
7	30012020-A	0.400	Control		ethanol quant.M
8	14082019-B	0.040	Control		ethanol quant.M
9	4110320133/11	0.199	Control		ethanol quant.M
10	ITEM0002				ethanol quant.M
11	ITEM0002				ethanol quant.M
12	ITEM0003				ethanol quant.M
13	ITEM0003				ethanol quant.M
14	ITEM0001				ethanol quant.M
15	ITEM0001				ethanol quant.M
16	ITEM0004				ethanol quant.M
17	ITEM0004				ethanol quant.M
18	415-01R.B.				ethanol quant.M
19	415-01R.B.				ethanol quant.M
20	20012020-B				ethanol quant.M
21	425-01H.Q.				ethanol quant.M
22	425-01H.Q.				ethanol quant.M
23	409-01J.M.				ethanol quant.M
24	409-01J.M.				ethanol quant.M
25	411-1B.A.				ethanol quant.M
26	411-1B.A.				ethanol quant.M
27	285-01E.P.				ethanol quant.M
28	285-01E.P.				ethanol quant.M
29	347-01K.L.				ethanol quant.M
30	347-01K.L.				ethanol quant.M
31	20012020-B				ethanol quant.M
32	176-01E.C.				ethanol quant.M
33	176-01E.C.				ethanol quant.M
34	353-01G.Y.				ethanol quant.M
35	353-01G.Y.				ethanol quant.M
36	394-01R.P.				ethanol quant.M
37	394-01R.P.				ethanol quant.M
38	425-01D.K.				ethanol quant.M
39	425-01D.K.				ethanol quant.M
40	2318704-1				ethanol quant.M
41	2318704-1				ethanol quant.M
42	4110320133/11				ethanol quant.M
43	2318334-2				ethanol quant.M
44	2318334-2				ethanol quant.M
45	2318654-2				ethanol quant.M
46	2318654-2				ethanol quant.M
47	2318806-1				ethanol quant.M

Dissemination of restricted criminal Justice Agencies and authorized agencies ONLY. Secondary dissemination to unauthorized agencies is PROHIBITED. Scottsdale City Prosecutor

Sequence Summary

48	2318806-1				ethanol quant.M
49	2318787-1				ethanol quant.M
50	2318787-1				ethanol quant.M
51	2318873-1				ethanol quant.M
52	2318873-1				ethanol quant.M
53	30012020-A	0.400	Control		ethanol quant.M
54	14082019-B	0.040	Control		ethanol quant.M
55	4110320133/11	0.199	Control		ethanol quant.M
56	060223AQ	Negative	Control		ethanol quant.M

Dissemination is restricted to Criminal Justice Agencies and authorized agencies ONLY. Secondary dissemination to unauthorized agencies is PROHIBITED
Scottsdale City Prosecutor

Scottsdale Police Department Crime Laboratory Summary of Cases


SEQUENCE NAME: 20Sep23

ANALYST: Abbott *AA*

Vials	Test 1 (g/dL)	Test 2 (g/dL)	Mean (g/dL)	Percent Difference*	Absolute Difference (g/dL)*
10 11	0.0563	0.0560	0.05615	0.27	0.00015
12 13	0.1975	0.1994	0.19845	0.48	0.00095
14 15	0.1290	0.1282	0.12860	0.31	0.00040
16 17	0.2680	0.2689	0.26845	0.17	0.00045
18 19	0.0919	0.0917	0.09180	0.11	0.00010
21 22	0.1264	0.1288	0.12760	0.94	0.00120
23 24	0.0931	0.0935	0.09330	0.21	0.00020
25 26	0.1407	0.1417	0.14120	0.35	0.00050
27 28	0.2184	0.2191	0.21875	0.16	0.00035
29 30	0.0916	0.0923	0.09195	0.38	0.00035
32 33	0.2110	0.2077	0.20935	0.79	0.00165
34 35	0.2179	0.2172	0.21755	0.16	0.00035
36 37	0.3045	0.3037	0.30410	0.13	0.00040
38 39	0.1289	0.1295	0.12920	0.23	0.00030
40 41	0.1195	0.1190	0.11925	0.21	0.00025
43 44	0.1309	0.1310	0.13095	0.04	0.00005
45 46	0.1838	0.1870	0.18540	0.86	0.00160
47 48	0.1159	0.1165	0.11620	0.26	0.00030
49 50	0.1284	0.1299	0.12915	0.58	0.00075
51 52	0.1813	0.1810	0.18115	0.08	0.00015

*Calculated differences are differences from the mean of the two results.

Scottsdale Forensic Lab
Blood Alcohol Pipetting Log

ANALYST: Abbott 

SEQUENCE: 20Sep23

Instrument Position	Headspace Vial 1	Headspace Vial 2	Blood Tube	Barcode Match
Vials 10 and 11	ITEM0002	ITEM0002	ITEM0002	Yes
Vials 12 and 13	ITEM0003	ITEM0003	ITEM0003	Yes
Vials 14 and 15	ITEM0001	ITEM0001	ITEM0001	Yes
Vials 16 and 17	ITEM0004	ITEM0004	ITEM0004	Yes
Vials 18 and 19	415-01R.B.	415-01R.B.	415-01R.B.	Yes
Vials 21 and 22	425-01H.Q.	425-01H.Q.	425-01H.Q.	Yes
Vials 23 and 24	409-01J.M.	409-01J.M.	409-01J.M.	Yes
Vials 25 and 26	411-1B.A.	411-1B.A.	411-1B.A.	Yes
Vials 27 and 28	285-01E.P.	285-01E.P.	285-01E.P.	Yes
Vials 29 and 30	347-01K.L.	347-01K.L.	347-01K.L.	Yes
Vials 32 and 33	176-01E.C.	176-01E.C.	176-01E.C.	Yes
Vials 34 and 35	353-01G.Y.	353-01G.Y.	353-01G.Y.	Yes
Vials 36 and 37	394-01R.P.	394-01R.P.	394-01R.P.	Yes
Vials 38 and 39	425-01D.K.	425-01D.K.	425-01D.K.	Yes
Vials 40 and 41	2318704-1	2318704-1	2318704-1	Yes
Vials 43 and 44	2318334-2	2318334-2	2318334-2	Yes
Vials 45 and 46	2318654-2	2318654-2	2318654-2	Yes
Vials 47 and 48	2318806-1	2318806-1	2318806-1	Yes
Vials 49 and 50	2318787-1	2318787-1	2318787-1	Yes
Vials 51 and 52	2318873-1	2318873-1	2318873-1	Yes

Scottsdale Police Department Crime Lab Volatiles Analysis

Sample:	ITEM0002	Vial:	10
Description:		LIMS ID:	
Method:	ethanol quant.M	Sequence:	20Sep23
Instrument:	US14173023 CN14160045	Injection date:	9/20/2023 12:18:45 PM
Data file:	C:\Chem32\1\Data\20Sep23\10.D	Analyst:	Abbott

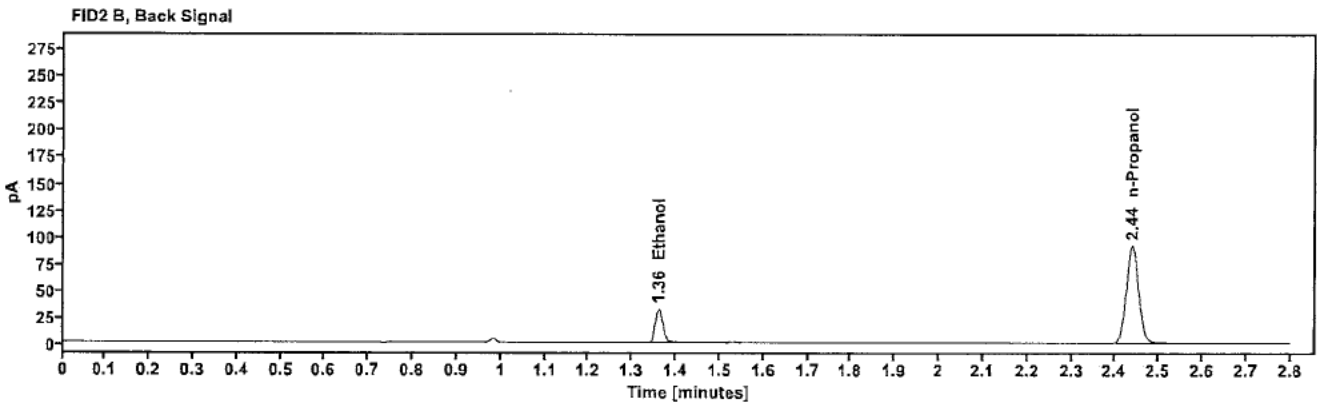
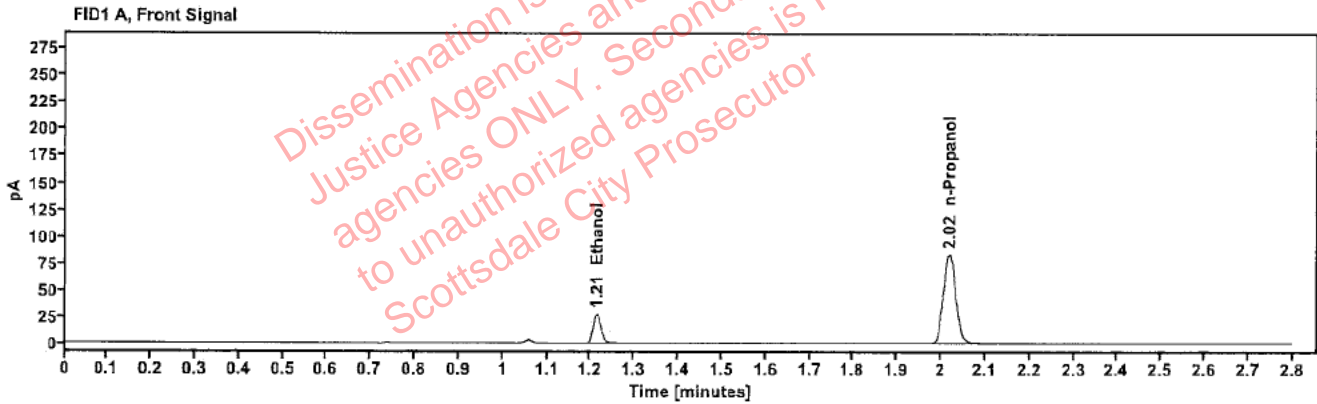


Table 1: FID 1 A (column DB-ALC1)

Compound	Amount (g/100mL)	Time (min)	Peak Area
>Ethanol	0.0563	1.213	35.070
n-Propanol	----	2.019	165.566

Table 2: FID 2 B (column DB-ALC2)

Compound	Time (min)	Peak Area
Ethanol	1.361	38.749
n-Propanol	2.439	181.312

Scottsdale Police Department Crime Lab Volatiles Analysis

Sample:	ITEM0002	Vial:	11
Description:	[REDACTED]	LIMS ID:	[REDACTED]
Method:	ethanol quant.M	Sequence:	20Sep23
Instrument:	US14173023 CN14160045	Injection date:	9/20/2023 12:22:45 PM
Data file:	C:\Chem32\1\Data\20Sep23\11.D	Analyst:	Abbott

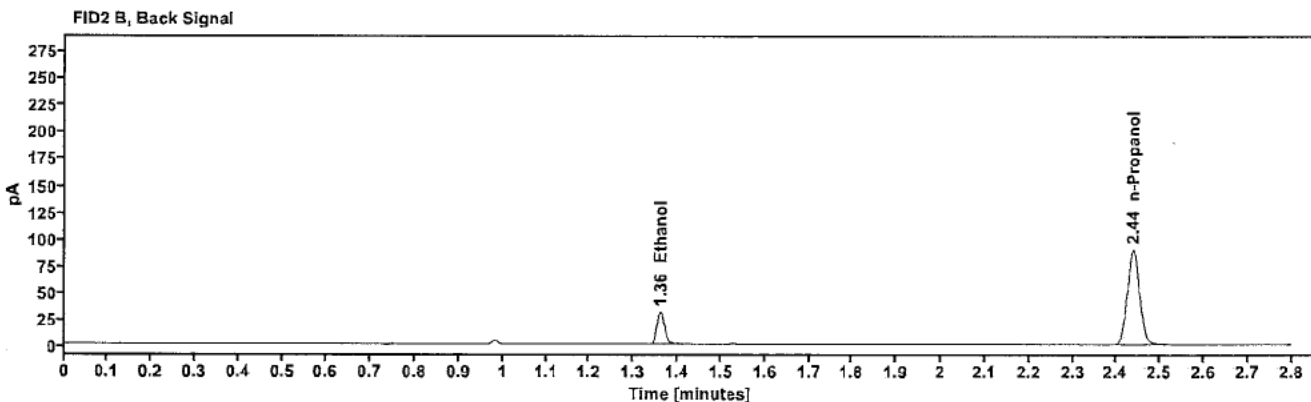
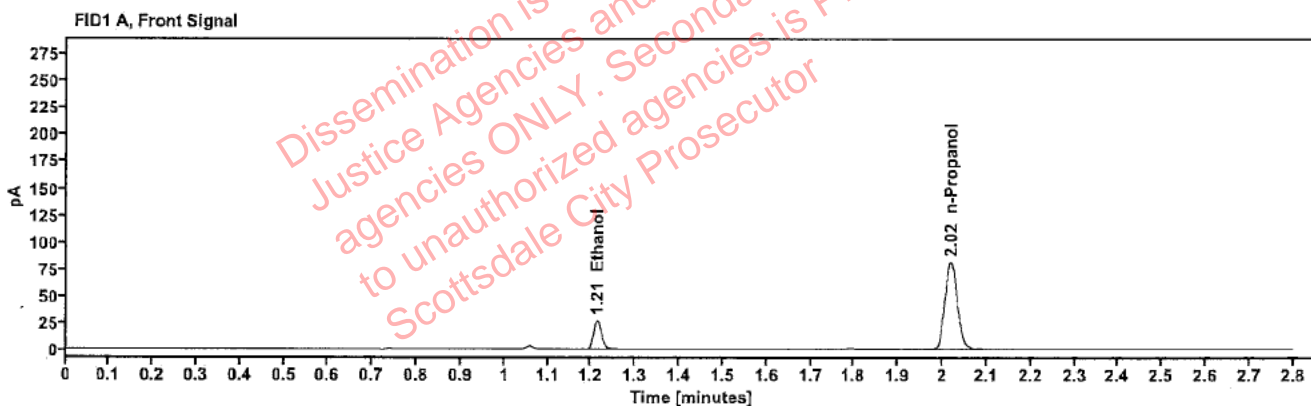


Table 1: FID 1 A (column DB-ALC1)

Compound	Amount (g/100mL)	Time (min)	Peak Area
>Ethanol	0.0560	1.213	33.954
n-Propanol	---	2.019	161.163

Table 2: FID 2 B (column DB-ALC2)

Compound	Time (min)	Peak Area
Ethanol	1.361	37.481
n-Propanol	2.439	176.460

Scottsdale Police Department Crime Lab Volatiles Analysis

Sample:	ITEM0003	Vial:	12
Description:	[REDACTED]	LIMS ID:	[REDACTED]
Method:	ethanol quant.M	Sequence:	20Sep23
Instrument:	US14173023 CN14160045	Injection date:	9/20/2023 12:26:45 PM
Data file:	C:\Chem32\1\Data\20Sep23\12.D	Analyst:	Abbott

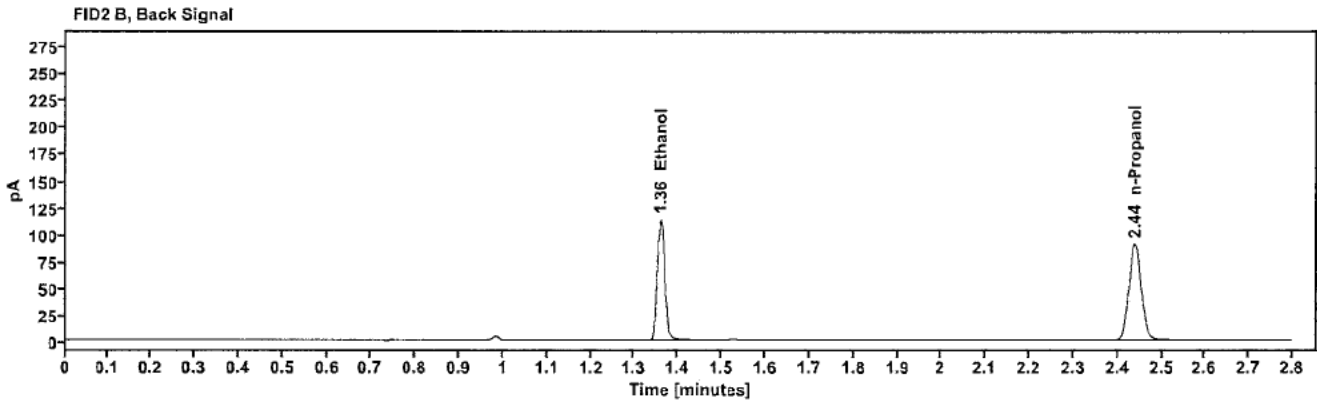
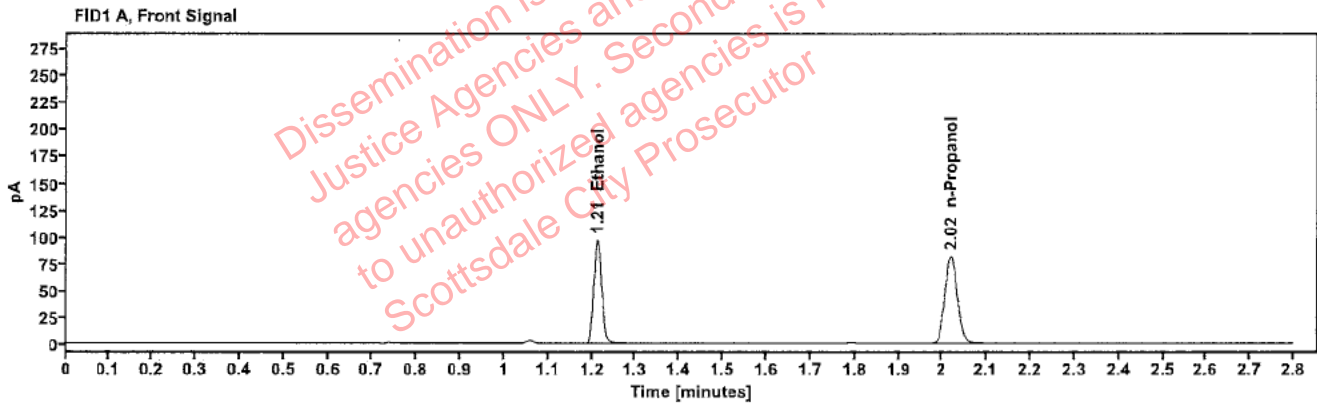


Table 1: FID 1 A (column DB-ALC1)

Compound	Amount (g/100mL)	Time (min)	Peak Area
>Ethanol	0.1975	1.212	123.567
n-Propanol	-----	2.019	162.827

Table 2: FID 2 B (column DB-ALC2)

Compound	Time (min)	Peak Area
Ethanol	1.360	135.917
n-Propanol	2.439	178.316

Scottsdale Police Department Crime Lab Volatiles Analysis

Sample:	ITEM0003	Vial:	13
Description:	[REDACTED]	LIMS ID:	[REDACTED]
Method:	ethanol quant.M	Sequence:	20Sep23
Instrument:	US14173023 CN14160045	Injection date:	9/20/2023 12:31:01 PM
Data file:	C:\Chem32\1\Data\20Sep23\13.D	Analyst:	Abbott

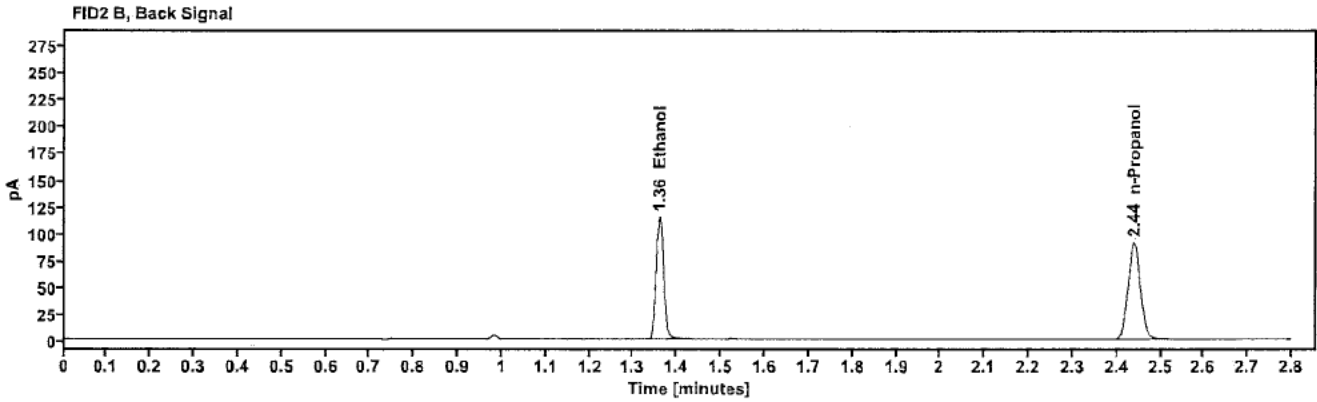
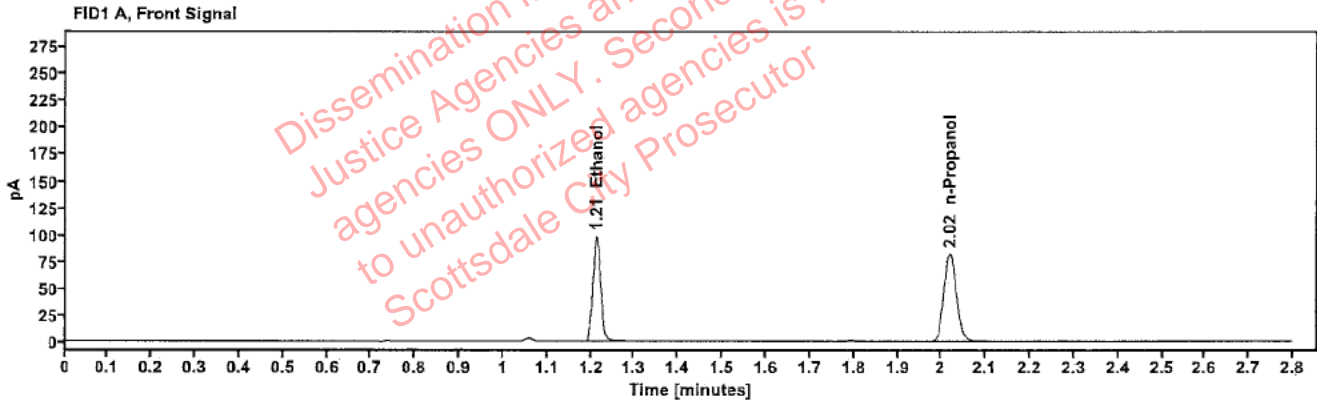


Table 1: FID 1 A (column DB-ALC1)

Compound	Amount (g/100mL)	Time (min)	Peak Area
>Ethanol	0.1994	1.212	125.068
n-Propanol	-----	2.019	163.244

Table 2: FID 2 B (column DB-ALC2)

Compound	Time (min)	Peak Area
Ethanol	1.360	137.487
n-Propanol	2.439	178.818

Scottsdale Police Department Crime Lab Volatiles Analysis

Sample:	ITEM0001	Vial:	14
Description:	[REDACTED]	LIMS ID:	[REDACTED]
Method:	ethanol quant.M	Sequence:	20Sep23
Instrument:	US14173023 CN14160045	Injection date:	9/20/2023 12:35:00 PM
Data file:	C:\Chem32\1\Data\20Sep23\14.D	Analyst:	Abbott

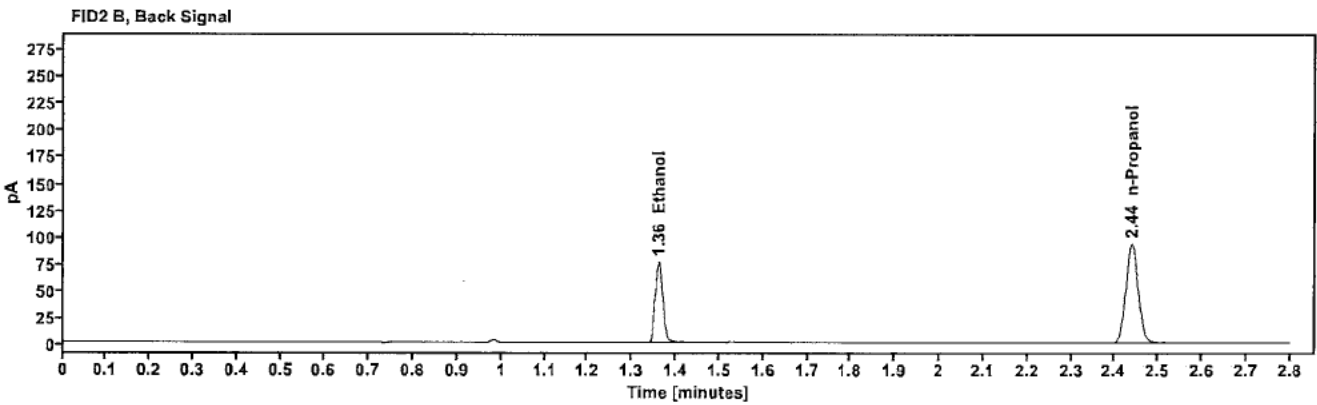
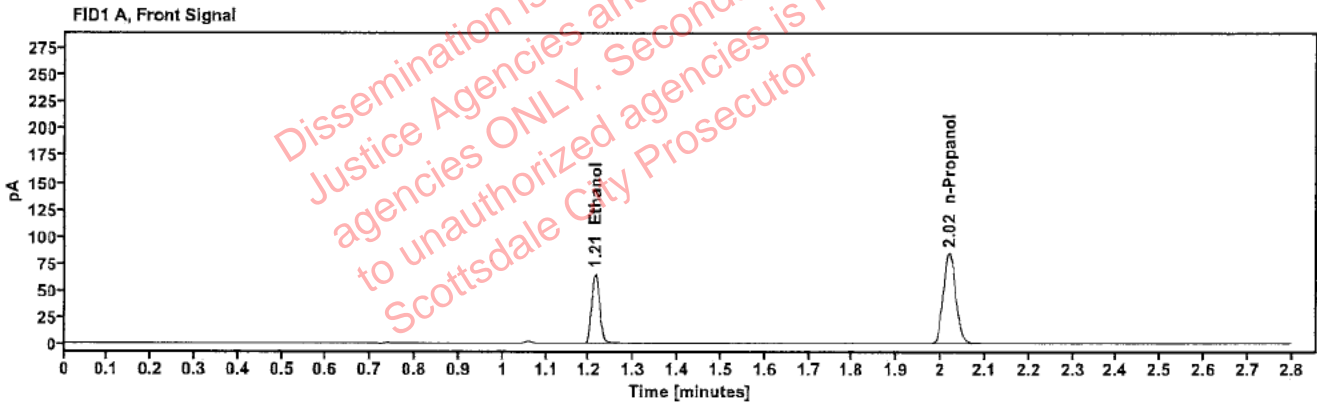


Table 1: FID 1 A (column DB-ALC1)

Compound	Amount (g/100mL)	Time (min)	Peak Area
>Ethanol	0.1290	1.213	82.866
n-Propanol	---	2.019	167.917

Table 2: FID 2 B (column DB-ALC2)

Compound	Time (min)	Peak Area
Ethanol	1.360	91.073
n-Propanol	2.439	183.884

Scottsdale Police Department Crime Lab Volatiles Analysis

Sample:	ITEM0001	Vial:	15
Description:	[REDACTED]	LIMS ID:	[REDACTED]
Method:	ethanol quant.M	Sequence:	20Sep23
Instrument:	US14173023 CN14160045	Injection date:	9/20/2023 12:39:00 PM
Data file:	C:\Chem32\1\Data\20Sep23\15.D	Analyst:	Abbott

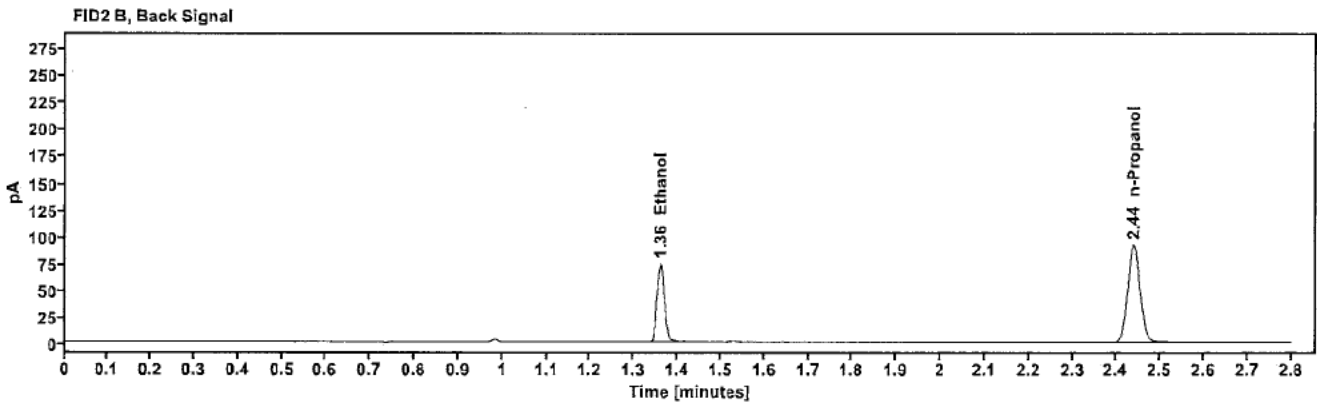
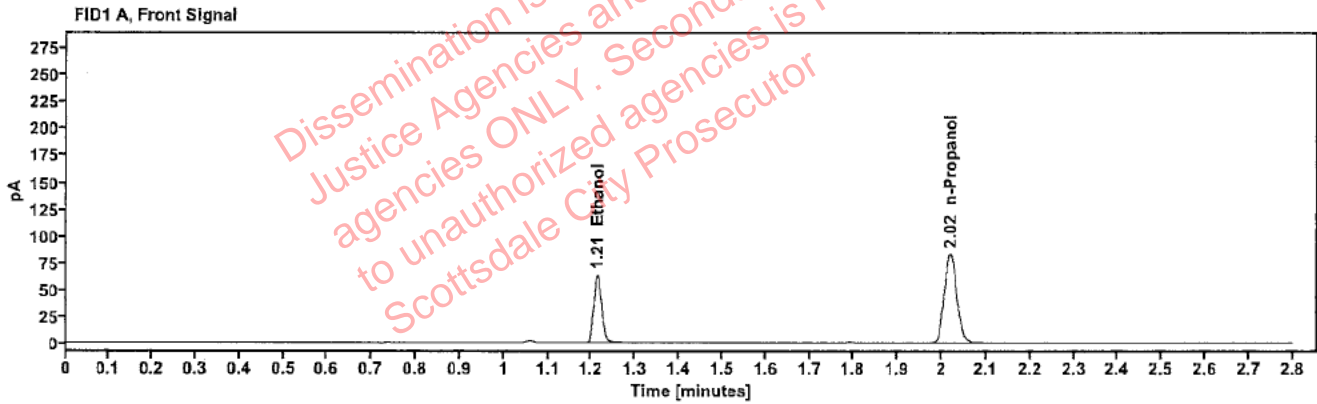


Table 1: FID 1 A (column DB-ALC1)

Compound	Amount (g/100mL)	Time (min)	Peak Area
>Ethanol	0.1282	1.213	80.867
n-Propanol	---	2.019	164.926

Table 2: FID 2 B (column DB-ALC2)

Compound	Time (min)	Peak Area
Ethanol	1.360	88.906
n-Propanol	2.439	180.735

Scottsdale Police Department Crime Lab Volatiles Analysis

Sample:	ITEM0004	Vial:	16
Description:	[REDACTED]	LIMS ID:	[REDACTED]
Method:	ethanol quant.M	Sequence:	20Sep23
Instrument:	US14173023 CN14160045	Injection date:	9/20/2023 12:42:59 PM
Data file:	C:\Chem32\1\Data\20Sep23\16.D	Analyst:	Abbott

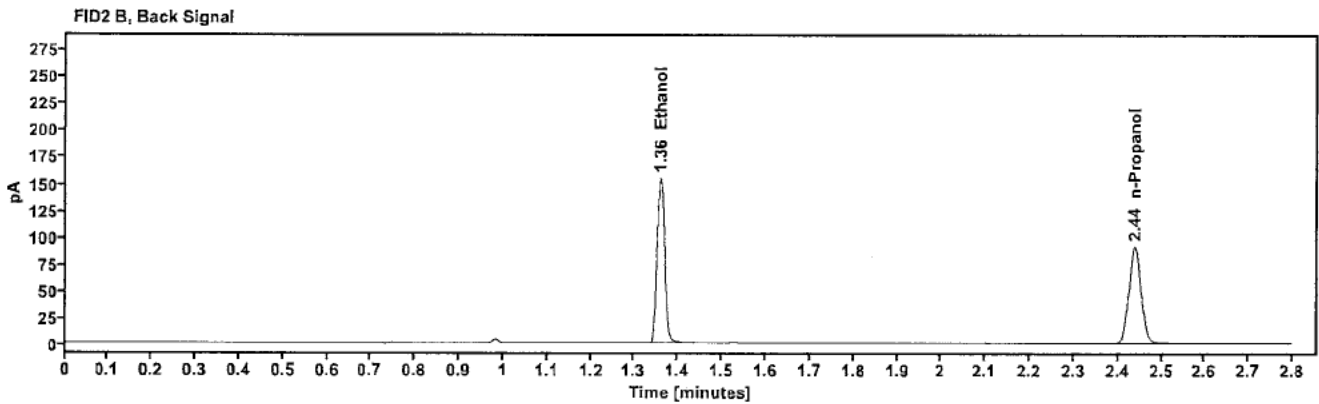
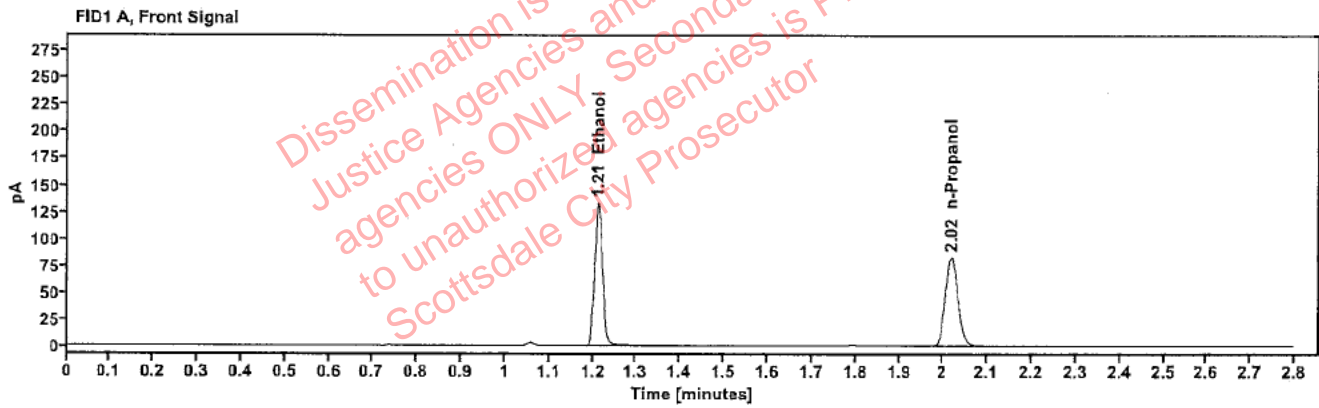


Table 1: FID 1 A (column DB-ALC1)

Compound	Amount (g/100mL)	Time (min)	Peak Area
>Ethanol	0.2680	1.212	168.912
n-Propanol	-----	2.019	163.713

Table 2: FID 2 B (column DB-ALC2)

Compound	Time (min)	Peak Area
Ethanol	1.360	186.056
n-Propanol	2.439	179.323

Scottsdale Police Department Crime Lab Volatiles Analysis

Sample:	ITEM0004	Vial:	17
Description:	[REDACTED]	LIMS ID:	[REDACTED]
Method:	ethanol quant.M	Sequence:	20Sep23
Instrument:	US14173023 CN14160045	Injection date:	9/20/2023 12:47:00 PM
Data file:	C:\Chem32\1\Data\20Sep23\17.D	Analyst:	Abbott

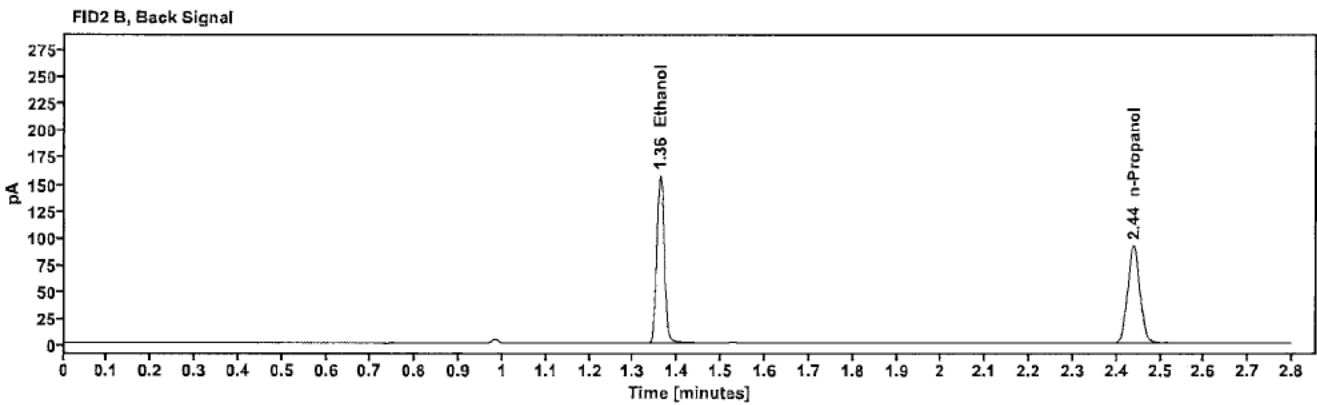
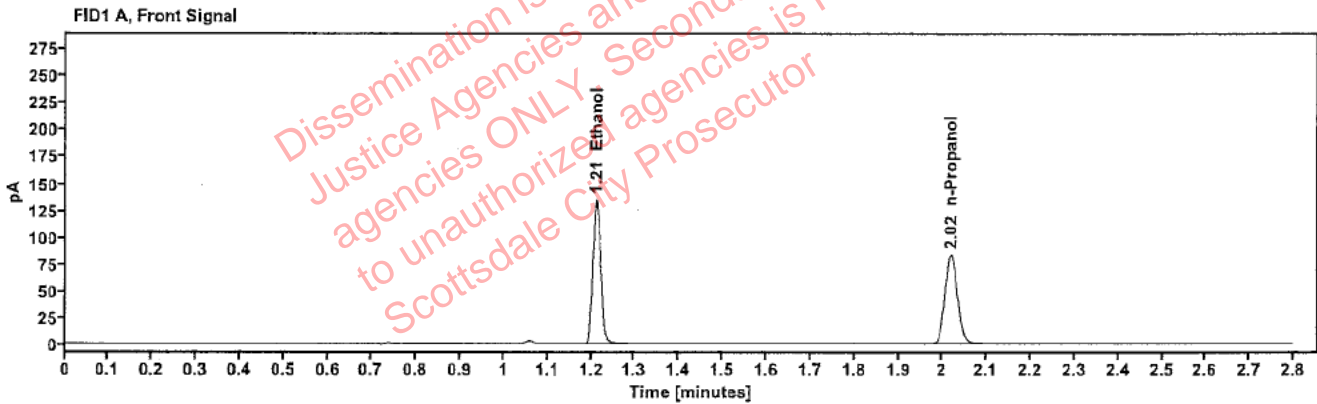


Table 1: FID 1 A (column DB-ALC1)

Compound	Amount (g/100mL)	Time (min)	Peak Area
>Ethanol	0.2689	1.212	171.460
n-Propanol	-----	2.019	165.641

Table 2: FID 2 B (column DB-ALC2)

Compound	Time (min)	Peak Area
Ethanol	1.360	188.682
n-Propanol	2.439	181.369

Scottsdale Police Department Crime Lab Volatiles Analysis

Sample:	415-01R.B.	Vial:	18
Description:	[REDACTED]	LIMS ID:	[REDACTED]
Method:	ethanol quant.M	Sequence:	20Sep23
Instrument:	US14173023 CN14160045	Injection date:	9/20/2023 12:51:00 PM
Data file:	C:\Chem32\1\Data\20Sep23\18.D	Analyst:	Abbott

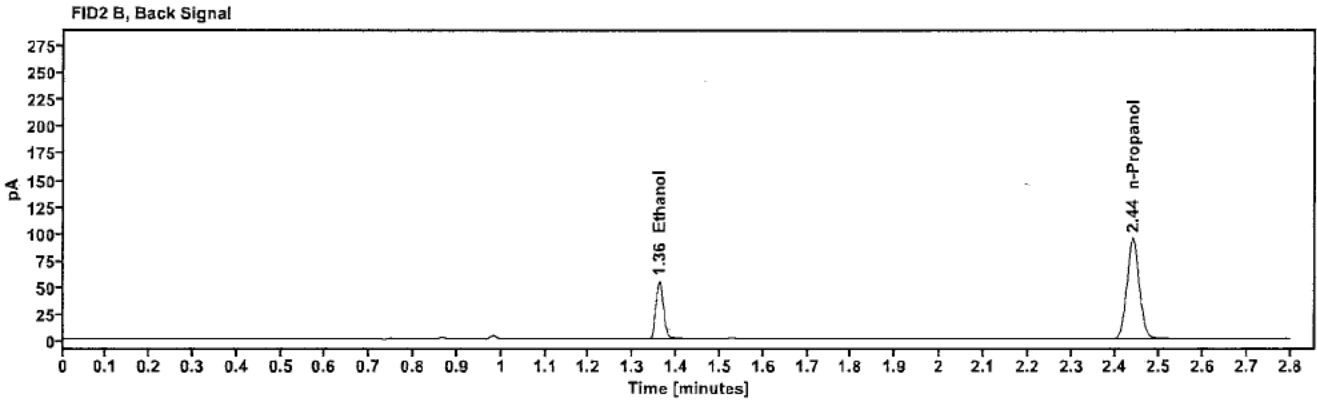
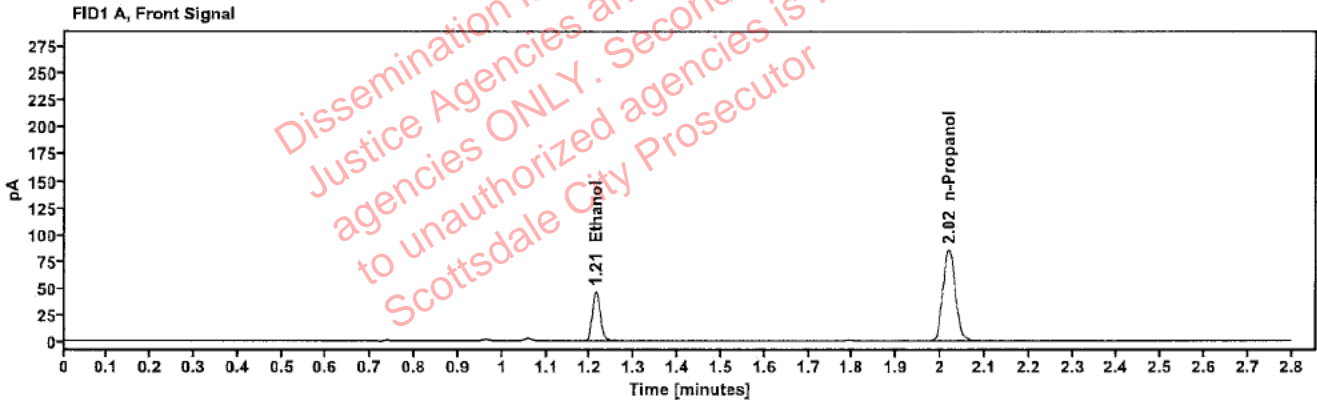


Table 1: FID 1 A (column DB-ALC1)

Compound	Amount (g/100mL)	Time (min)	Peak Area
>Ethanol	0.0919	1.213	59.276
n-Propanol	-----	2.019	169.564

Table 2: FID 2 B (column DB-ALC2)

Compound	Time (min)	Peak Area
Ethanol	1.360	65.043
n-Propanol	2.439	185.521

Scottsdale Police Department Crime Lab Volatiles Analysis

Sample:	415-01R.B.	Vial:	19
Description:	[REDACTED]	LIMS ID:	[REDACTED]
Method:	ethanol quant.M	Sequence:	20Sep23
Instrument:	US14173023 CN14160045	Injection date:	9/20/2023 12:55:14 PM
Data file:	C:\Chem32\1\Data\20Sep23\19.D	Analyst:	Abbott

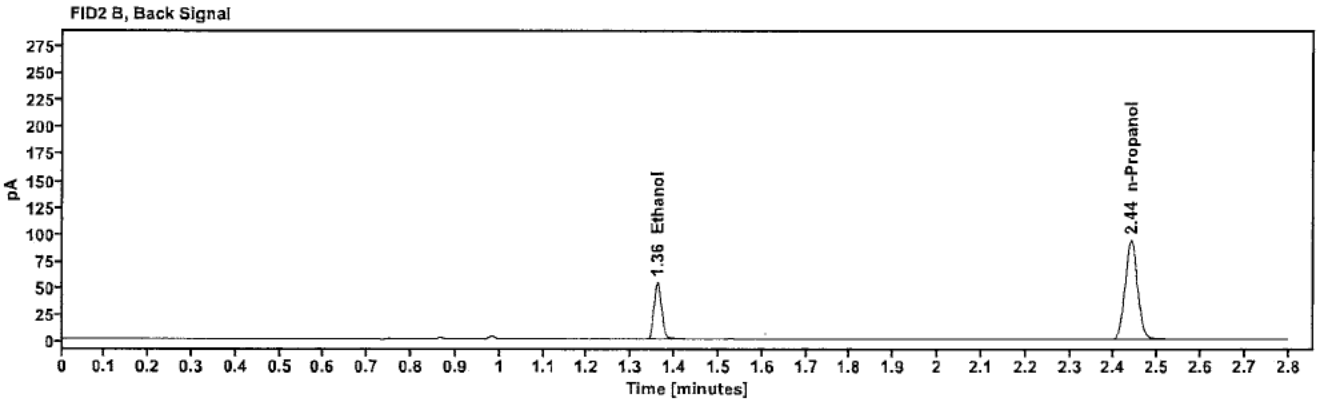
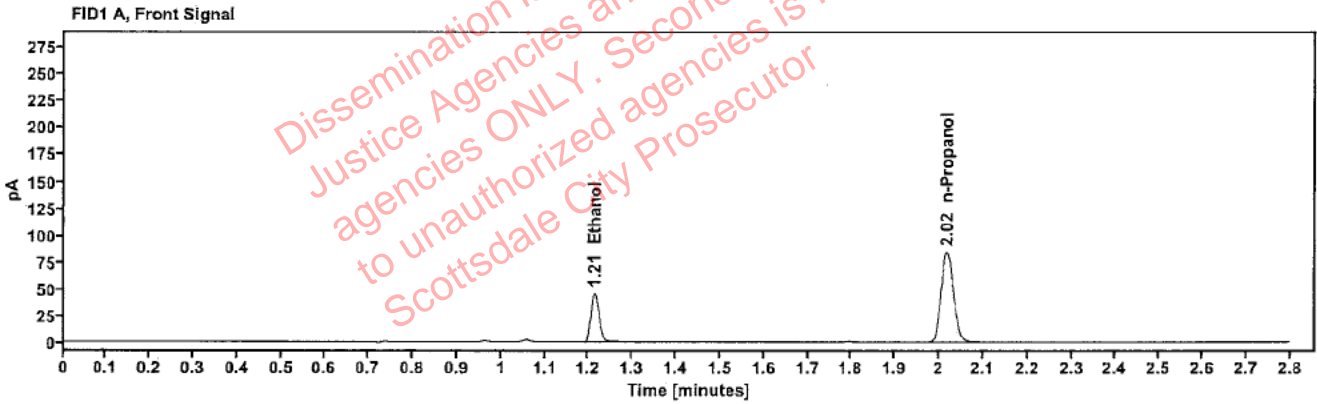


Table 1: FID 1 A (column DB-ALC1)

Compound	Amount (g/100mL)	Time (min)	Peak Area
>Ethanol	0.0917	1.213	58.523
n-Propanol	-----	2.019	167.682

Table 2: FID 2 B (column DB-ALC2)

Compound	Time (min)	Peak Area
Ethanol	1.360	64.049
n-Propanol	2.439	183.572

Scottsdale Police Department Crime Lab Volatiles Analysis

Sample:	425-01H.Q.	Vial:	21
Description:	[REDACTED]	LIMS ID:	[REDACTED]
Method:	ethanol quant.M	Sequence:	20Sep23
Instrument:	US14173023 CN14160045	Injection date:	9/20/2023 1:03:14 PM
Data file:	C:\Chem32\1\Data\20Sep23\21.D	Analyst:	Abbott

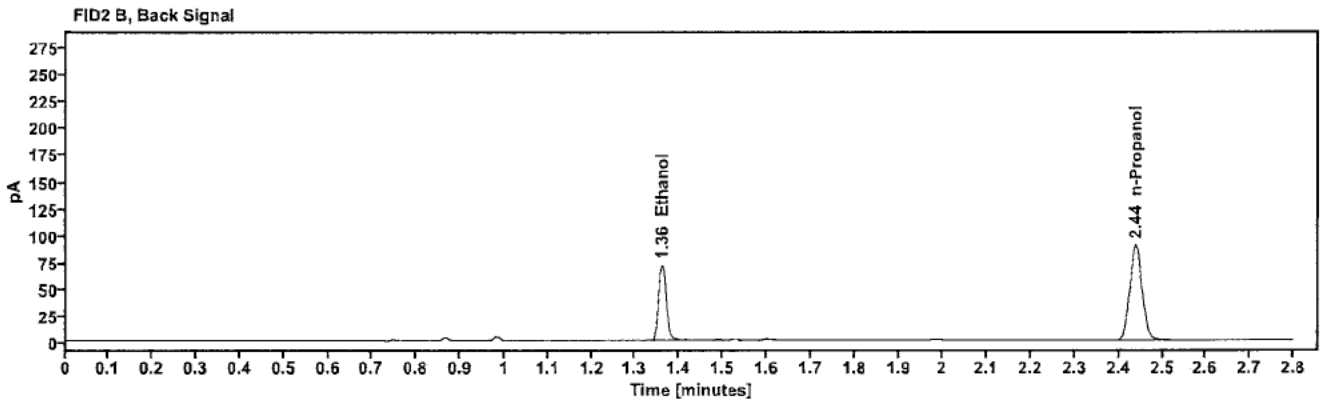
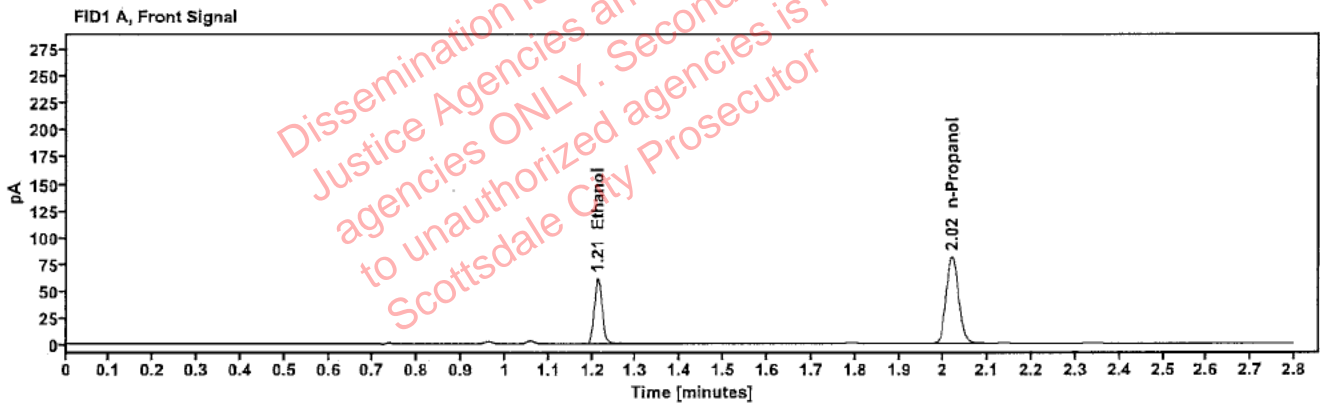


Table 1: FID 1 A (column DB-ALC1)

Compound	Amount (g/100mL)	Time (min)	Peak Area
>Ethanol	0.1264	1.213	78.042
n-Propanol	-----	2.019	161.520

Table 2: FID 2 B (column DB-ALC2)

Compound	Time (min)	Peak Area
Ethanol	1.361	85.981
n-Propanol	2.439	177.214

Scottsdale Police Department Crime Lab Volatiles Analysis

Sample:	425-01H.Q.	Vial:	22
Description:	[REDACTED]	LIMS ID:	[REDACTED]
Method:	ethanol quant.M	Sequence:	20Sep23
Instrument:	US14173023 CN14160045	Injection date:	9/20/2023 1:07:15 PM
Data file:	C:\Chem32\1\Data\20Sep23\22.D	Analyst:	Abbott

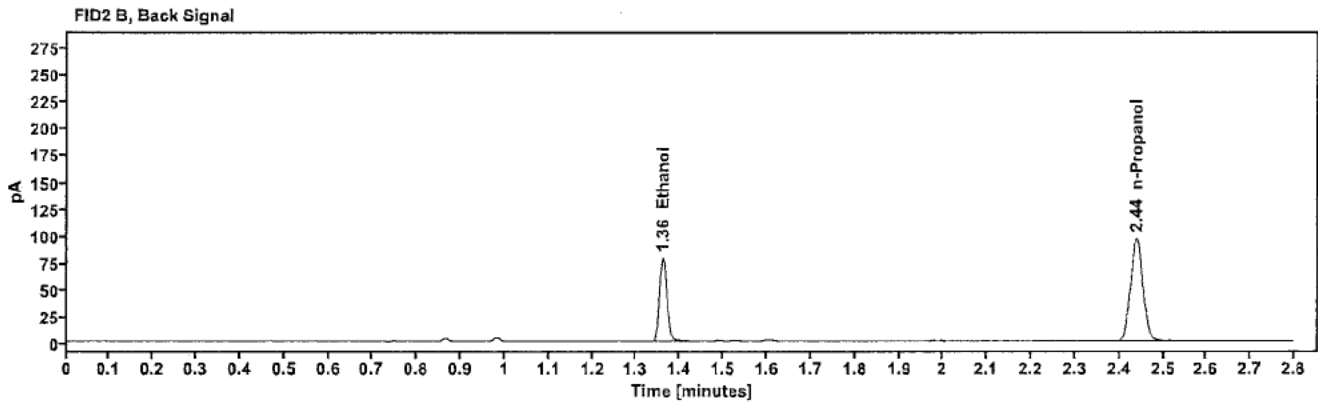
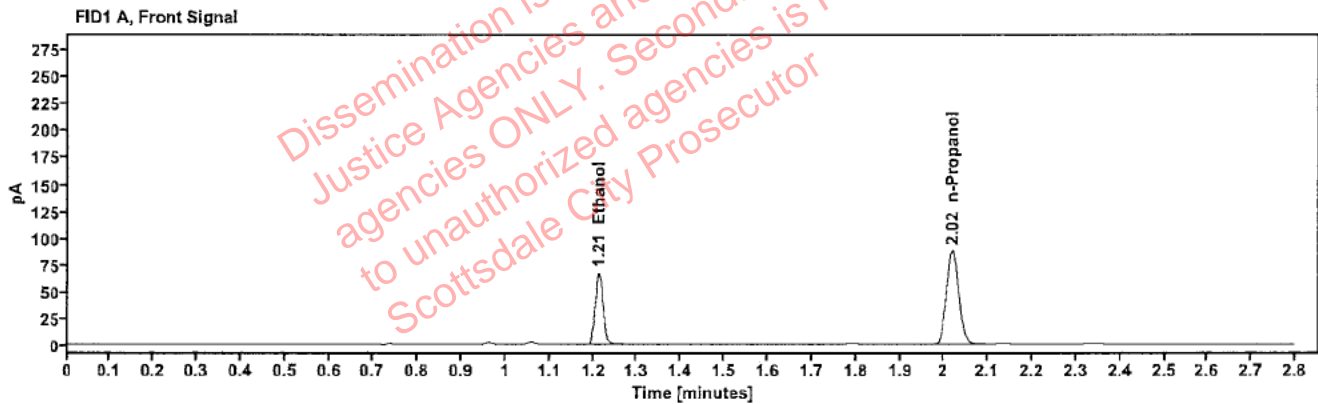


Table 1: FID 1 A (column DB-ALC1)

Compound	Amount (g/100mL)	Time (min)	Peak Area
>Ethanol	0.1288	1.213	85.797
n-Propanol	-----	2.019	174.128

Table 2: FID 2 B (column DB-ALC2)

Compound	Time (min)	Peak Area
Ethanol	1.360	94.521
n-Propanol	2.439	191.135

Scottsdale Police Department Crime Lab Volatiles Analysis

Sample:	409-01J.M.	Vial:	23
Description:	[redacted]	LIMS ID:	[redacted]
Method:	ethanol quant.M	Sequence:	20Sep23
Instrument:	US14173023 CN14160045	Injection date:	9/20/2023 1:11:15 PM
Data file:	C:\Chem32\1\Data\20Sep23\23.D	Analyst:	Abbott

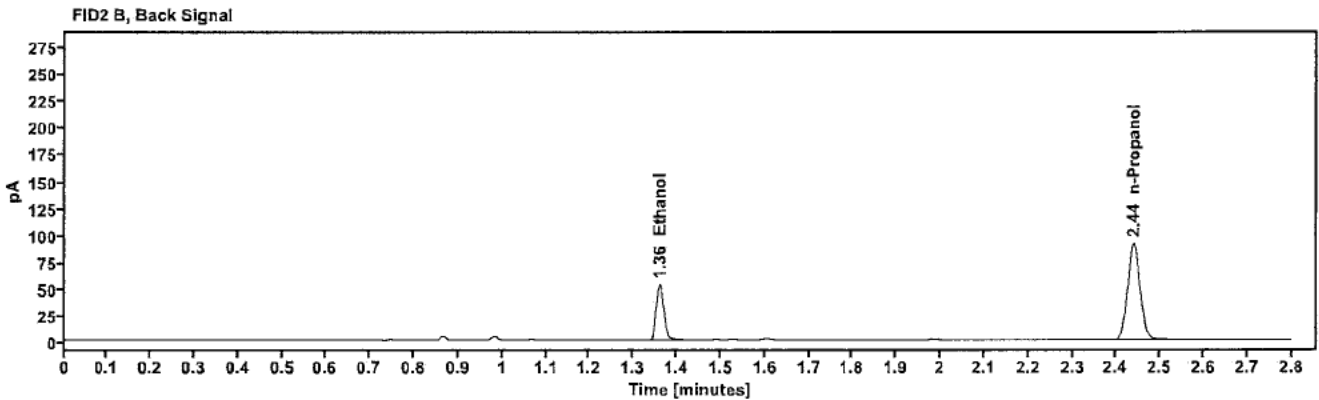
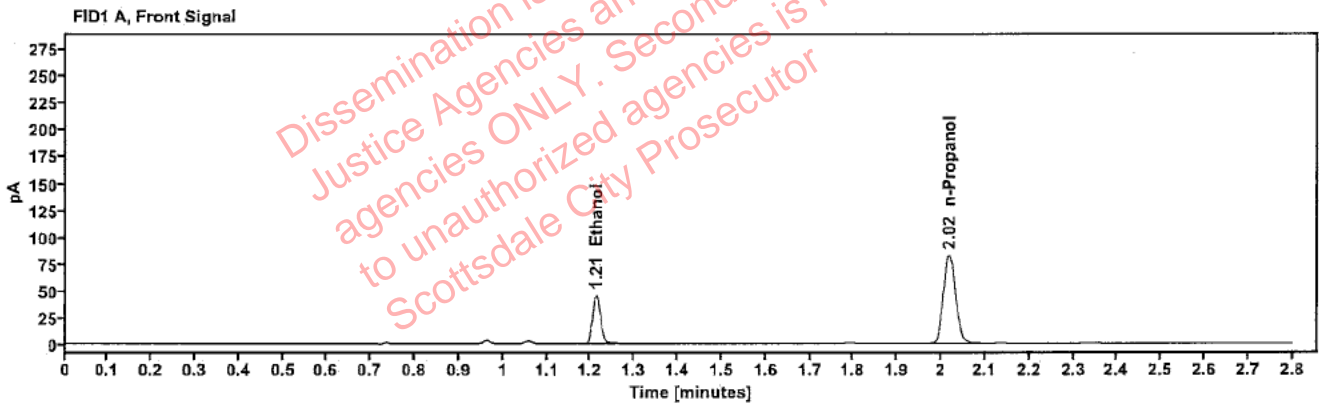


Table 1: FID 1 A (column DB-ALC1)

Compound	Amount (g/100mL)	Time (min)	Peak Area
>Ethanol	0.0931	1.213	57.991
n-Propanol	---	2.019	163.704

Table 2: FID 2 B (column DB-ALC2)

Compound	Time (min)	Peak Area
Ethanol	1.360	63.782
n-Propanol	2.439	179.711

Scottsdale Police Department Crime Lab Volatiles Analysis

Sample:	409-01J.M.	Vial:	24
Description:	[REDACTED]	LIMS ID:	[REDACTED]
Method:	ethanol quant.M	Sequence:	20Sep23
Instrument:	US14173023 CN14160045	Injection date:	9/20/2023 1:15:14 PM
Data file:	C:\Chem32\1\Data\20Sep23\24.D	Analyst:	Abbott

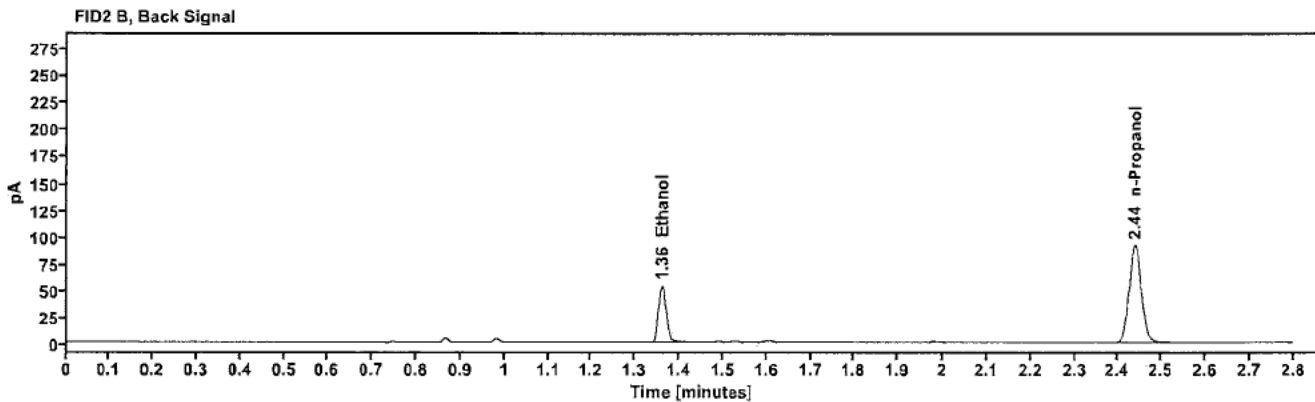
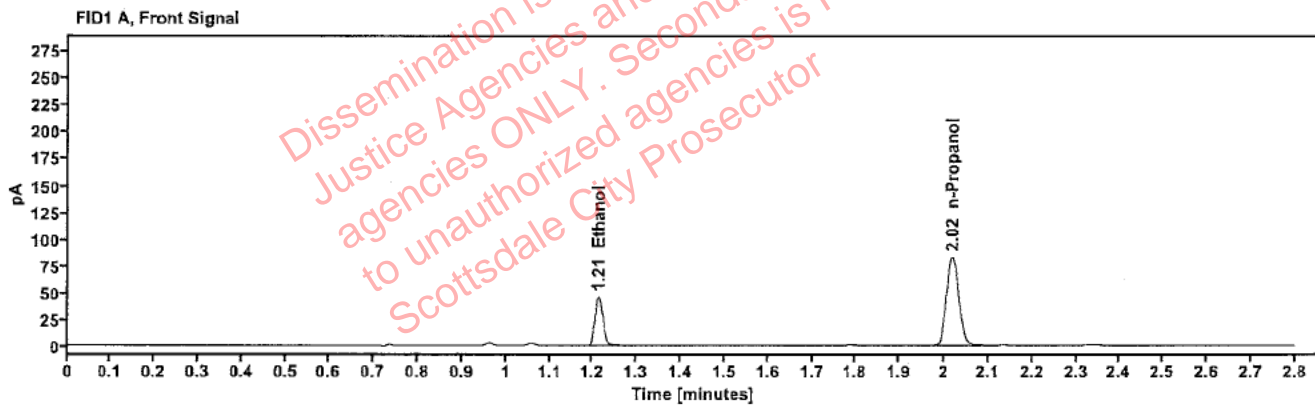


Table 1: FID 1 A (column DB-ALC1)

Compound	Amount (g/100mL)	Time (min)	Peak Area
>Ethanol	0.0935	1.213	58.609
n-Propanol	---	2.019	164.700

Table 2: FID 2 B (column DB-ALC2)

Compound	Time (min)	Peak Area
Ethanol	1.360	64.576
n-Propanol	2.439	180.897

Scottsdale Police Department Crime Lab Volatiles Analysis

Sample:	411-1B.A.	Vial:	25
Description:	[REDACTED]	LIMS ID:	[REDACTED]
Method:	ethanol quant.M	Sequence:	20Sep23
Instrument:	US14173023 CN14160045	Injection date:	9/20/2023 1:19:31 PM
Data file:	C:\Chem32\1\Data\20Sep23\25.D	Analyst:	Abbott

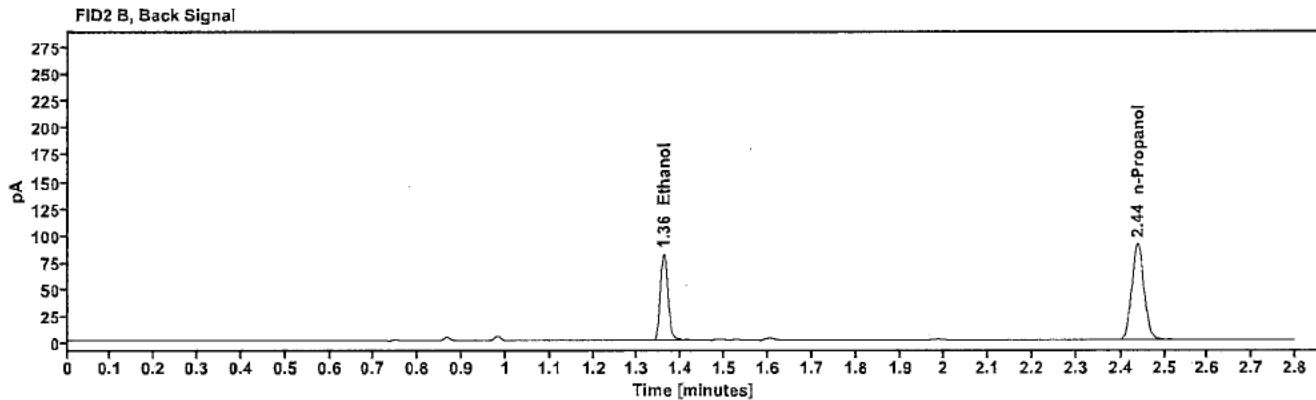
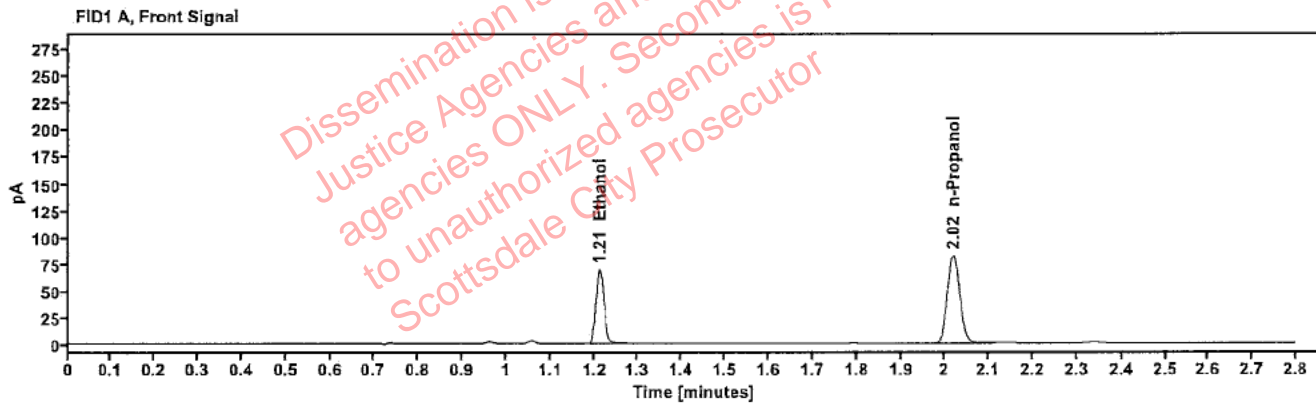


Table 1: FID 1 A (column DB-ALC1)

Compound	Amount (g/100mL)	Time (min)	Peak Area
>Ethanol	0.1407	1.212	88.835
n-Propanol	-----	2.019	164.949

Table 2: FID 2 B (column DB-ALC2)

Compound	Time (min)	Peak Area
Ethanol	1.360	97.930
n-Propanol	2.439	179.034

Scottsdale Police Department Crime Lab Volatiles Analysis

Sample:	411-1B.A.	Vial:	26
Description:	[REDACTED]	LIMS ID:	[REDACTED]
Method:	ethanol quant.M	Sequence:	20Sep23
Instrument:	US14173023 CN14160045	Injection date:	9/20/2023 1:23:29 PM
Data file:	C:\Chem32\1\Data\20Sep23\26.D	Analyst:	Abbott

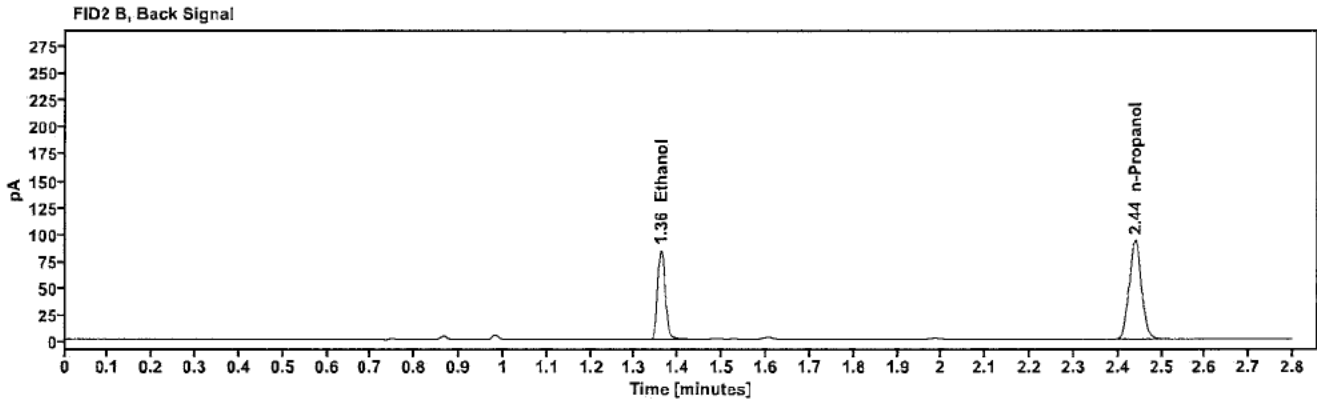
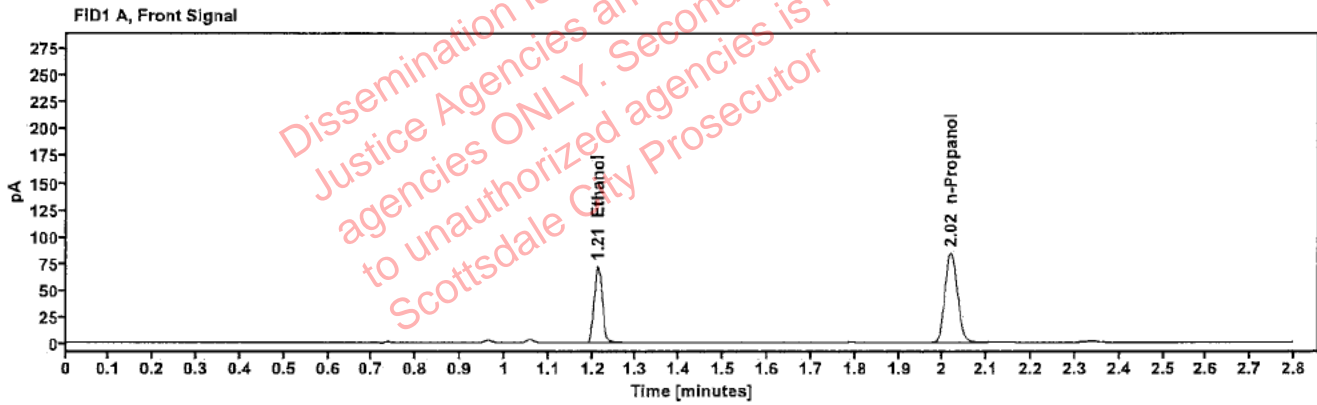


Table 1: FID 1 A (column DB-ALC1)

Compound	Amount (g/100mL)	Time (min)	Peak Area
>Ethanol	0.1417	1.212	91.606
n-Propanol	---	2.019	168.794

Table 2: FID 2 B (column DB-ALC2)

Compound	Time (min)	Peak Area
Ethanol	1.360	101.035
n-Propanol	2.439	183.375

Scottsdale Police Department Crime Lab Volatiles Analysis

Sample:	285-01E.P.	Vial:	27
Description:	[REDACTED]	LIMS ID:	[REDACTED]
Method:	ethanol quant.M	Sequence:	20Sep23
Instrument:	US14173023 CN14160045	Injection date:	9/20/2023 1:27:31 PM
Data file:	C:\Chem32\1\Data\20Sep23\27.D	Analyst:	Abbott

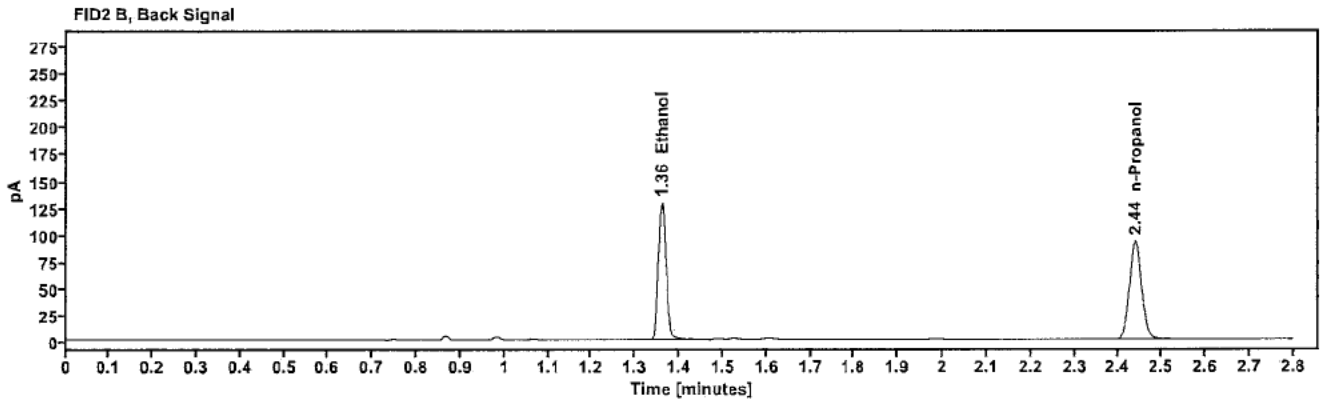
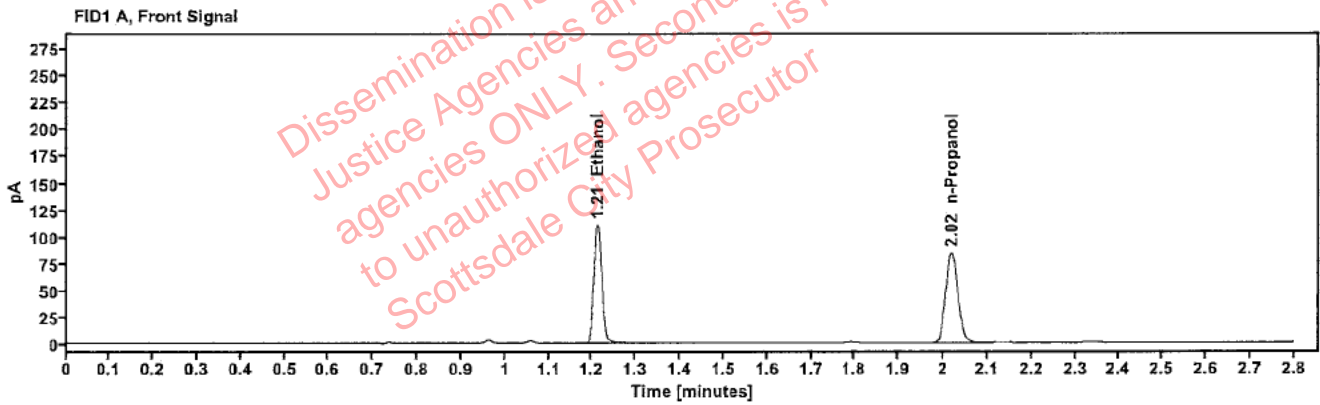


Table 1: FID 1 A (column DB-ALC1)

Compound	Amount (g/100mL)	Time (min)	Peak Area
>Ethanol	0.2184	1.212	140.840
n-Propanol	-----	2.019	167.729

Table 2: FID 2 B (column DB-ALC2)

Compound	Time (min)	Peak Area
Ethanol	1.360	155.034
n-Propanol	2.439	182.789

Scottsdale Police Department Crime Lab Volatiles Analysis

Sample:	285-01E.P.	Vial:	28
Description:	[REDACTED]	LIMS ID:	[REDACTED]
Method:	ethanol quant.M	Sequence:	20Sep23
Instrument:	US14173023 CN14160045	Injection date:	9/20/2023 1:31:29 PM
Data file:	C:\Chem32\1\Data\20Sep23\28.D	Analyst:	Abbott

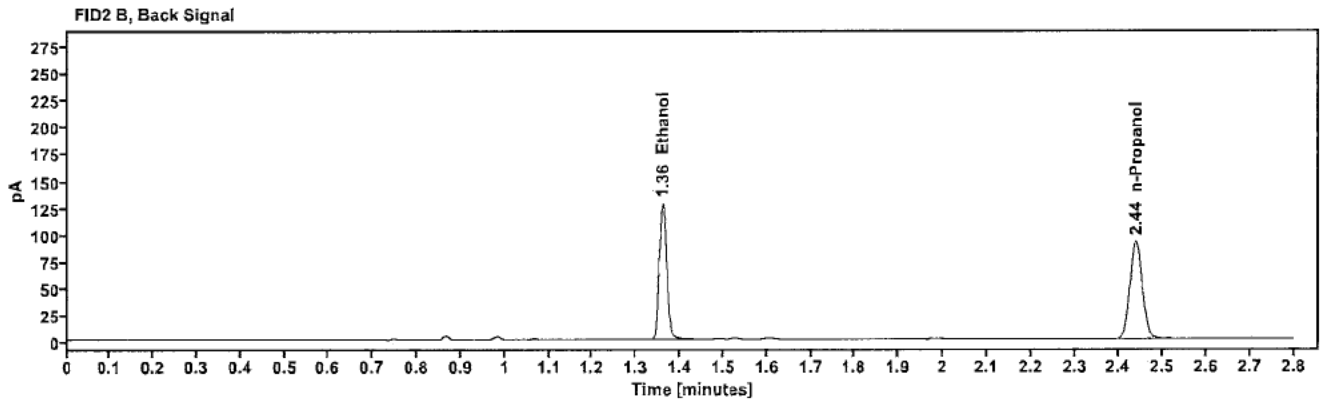
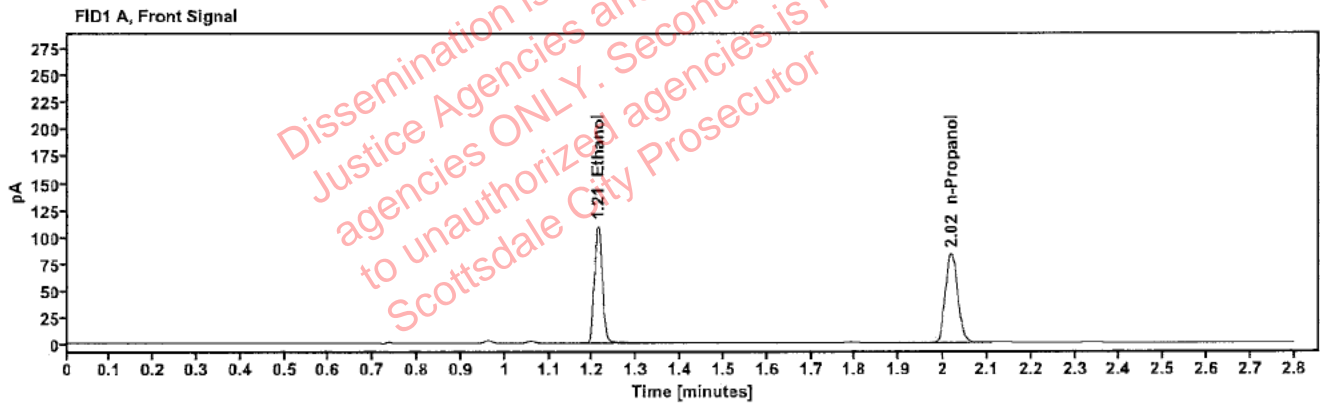


Table 1: FID 1 A (column DB-ALC1)

Compound	Amount (g/100mL)	Time (min)	Peak Area
>Ethanol	0.2191	1.212	140.112
n-Propanol	-----	2.018	166.348

Table 2: FID 2 B (column DB-ALC2)

Compound	Time (min)	Peak Area
Ethanol	1.360	154.105
n-Propanol	2.438	181.045

Scottsdale Police Department Crime Lab Volatiles Analysis

Sample:	347-01K.L.	Vial:	29
Description:	[REDACTED]	LIMS ID:	[REDACTED]
Method:	ethanol quant.M	Sequence:	20Sep23
Instrument:	US14173023 CN14160045	Injection date:	9/20/2023 1:35:29 PM
Data file:	C:\Chem32\1\Data\20Sep23\29.D	Analyst:	Abbott

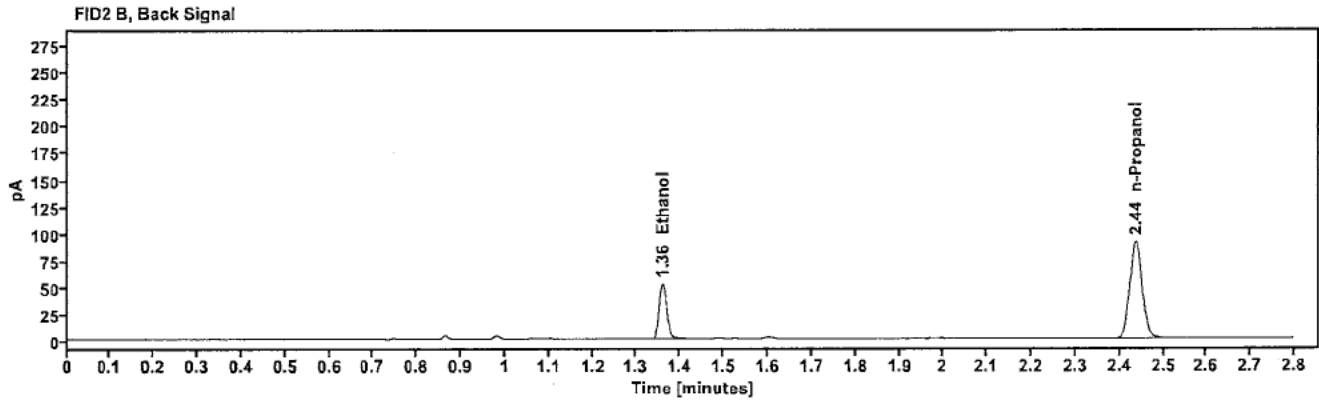
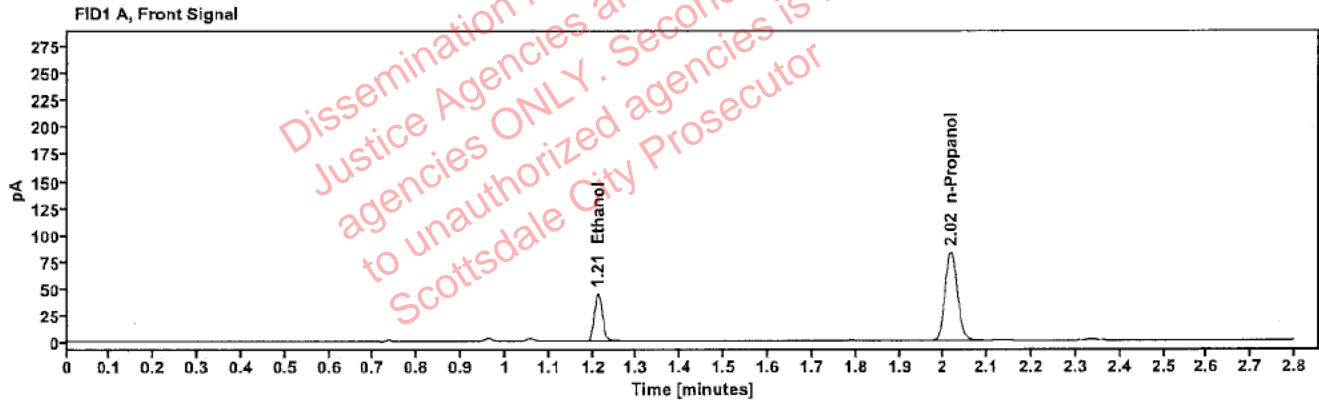


Table 1: FID 1 A (column DB-ALC1)

Compound	Amount (g/100mL)	Time (min)	Peak Area
>Ethanol	0.0916	1.212	57.687
n-Propanol	-----	2.017	165.439

Table 2: FID 2 B (column DB-ALC2)

Compound	Time (min)	Peak Area
Ethanol	1.359	63.302
n-Propanol	2.437	180.299

Scottsdale Police Department Crime Lab Volatiles Analysis

Sample:	347-01K.L.	Vial:	30
Description:	[REDACTED]	LIMS ID:	[REDACTED]
Method:	ethanol quant.M	Sequence:	20Sep23
Instrument:	US14173023 CN14160045	Injection date:	9/20/2023 1:39:30 PM
Data file:	C:\Chem32\1\Data\20Sep23\30.D	Analyst:	Abbott

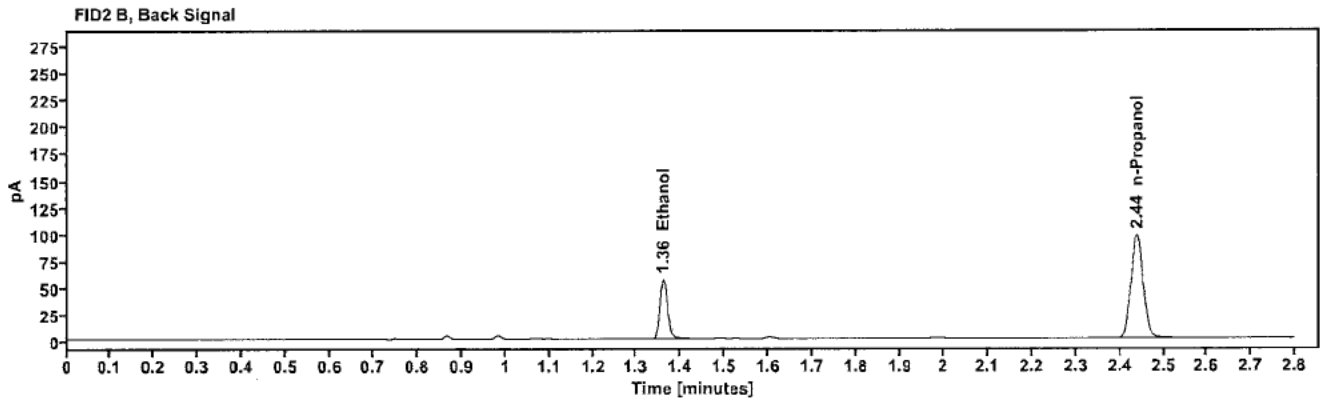
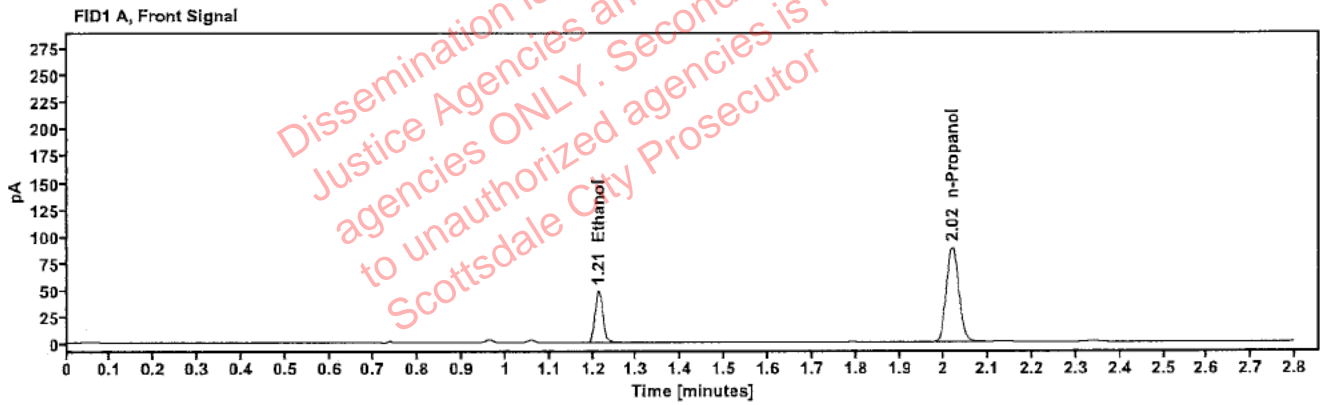


Table 1: FID 1 A (column DB-ALC1)

Compound	Amount (g/100mL)	Time (min)	Peak Area
>Ethanol	0.0923	1.213	61.831
n-Propanol	-----	2.018	176.057

Table 2: FID 2 B (column DB-ALC2)

Compound	Time (min)	Peak Area
Ethanol	1.360	68.202
n-Propanol	2.439	192.038

Scottsdale Police Department Crime Lab Volatiles Analysis

Sample:	176-01E.C.	Vial:	32
Description:	[REDACTED]	LIMS ID:	[REDACTED]
Method:	ethanol quant.M	Sequence:	20Sep23
Instrument:	US14173023 CN14160045	Injection date:	9/20/2023 1:47:45 PM
Data file:	C:\Chem32\1\Data\20Sep23\32.D	Analyst:	Abbott

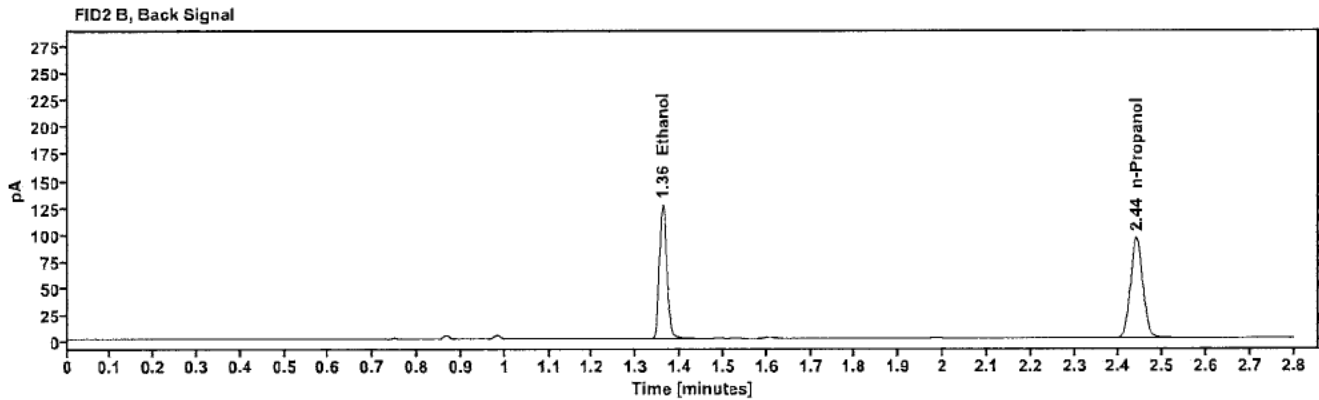
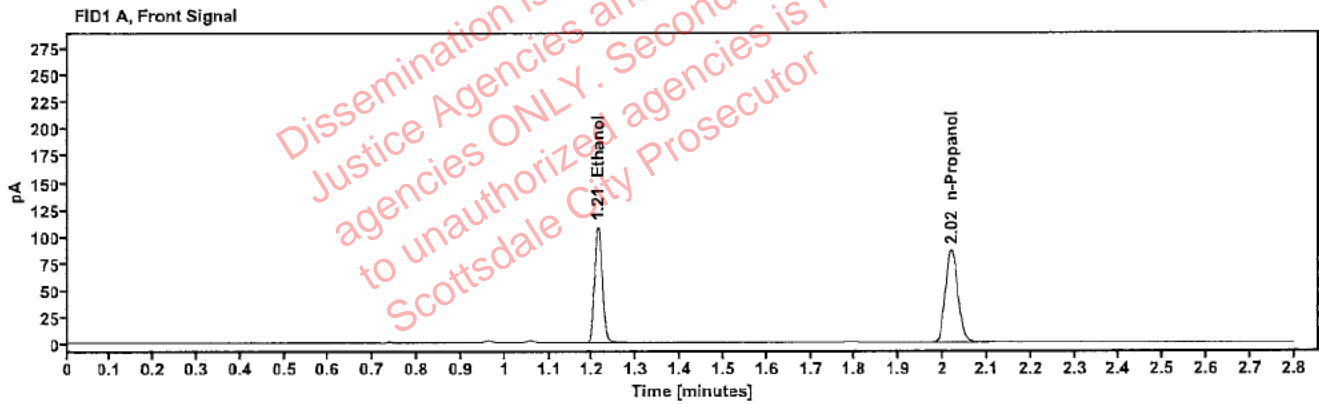


Table 1: FID 1 A (column DB-ALC1)

Compound	Amount (g/100mL)	Time (min)	Peak Area
>Ethanol	0.2110	1.212	138.511
n-Propanol	---	2.019	170.810

Table 2: FID 2 B (column DB-ALC2)

Compound	Time (min)	Peak Area
Ethanol	1.360	152.485
n-Propanol	2.439	187.108

Scottsdale Police Department Crime Lab Volatiles Analysis

Sample:	176-01E.C.	Vial:	33
Description:	[REDACTED]	LIMS ID:	[REDACTED]
Method:	ethanol quant.M	Sequence:	20Sep23
Instrument:	US14173023 CN14160045	Injection date:	9/20/2023 1:51:45 PM
Data file:	C:\Chem32\1\Data\20Sep23\33.D	Analyst:	Abbott

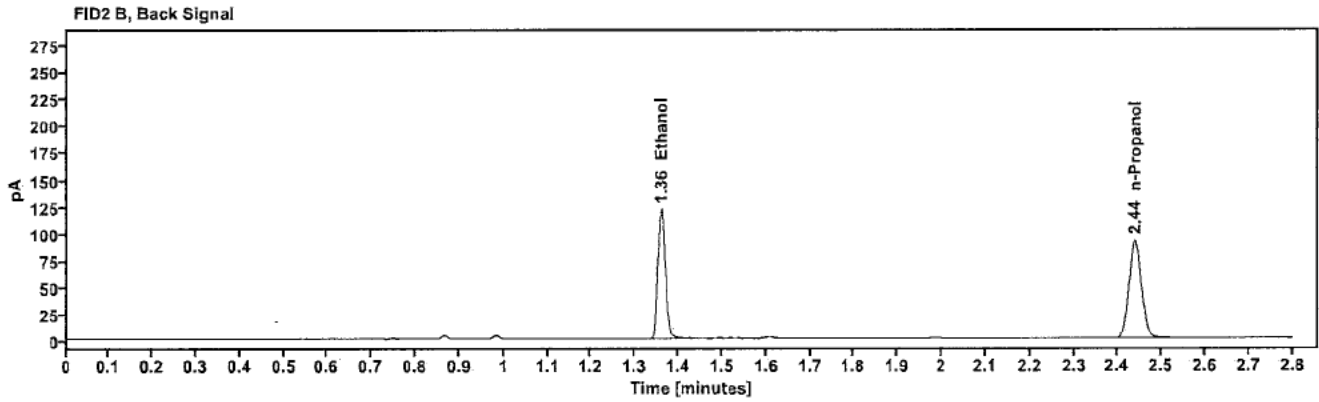
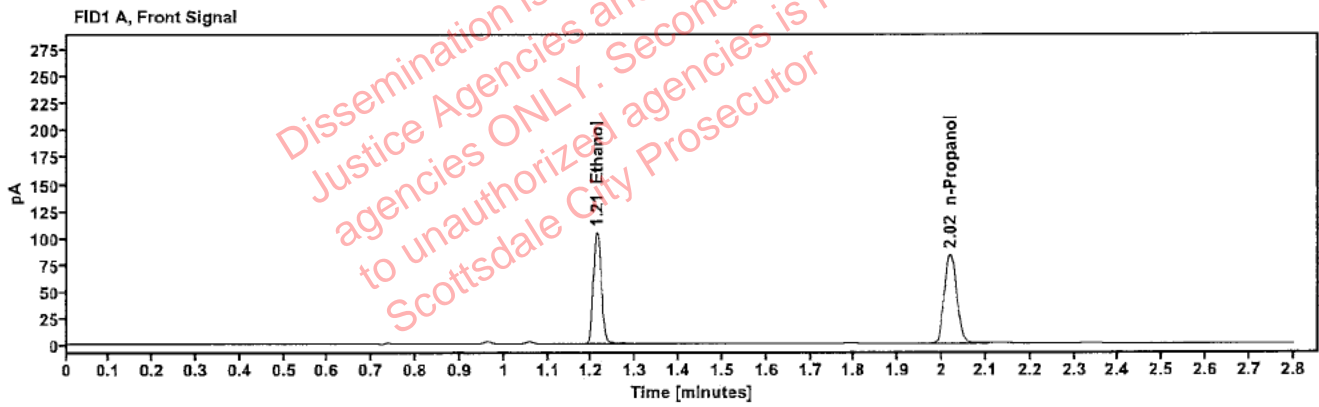


Table 1: FID 1 A (column DB-ALC1)

Compound	Amount (g/100mL)	Time (min)	Peak Area
>Ethanol	0.2077	1.212	133.019
n-Propanol	-----	2.019	166.632

Table 2: FID 2 B (column DB-ALC2)

Compound	Time (min)	Peak Area
Ethanol	1.360	146.413
n-Propanol	2.439	181.343

Scottsdale Police Department Crime Lab Volatiles Analysis

Sample:	353-01G.Y.	Vial:	34
Description:	[REDACTED]	LIMS ID:	[REDACTED]
Method:	ethanol quant.M	Sequence:	20Sep23
Instrument:	US14173023 CN14160045	Injection date:	9/20/2023 1:55:45 PM
Data file:	C:\Chem32\1\Data\20Sep23\34.D	Analyst:	Abbott

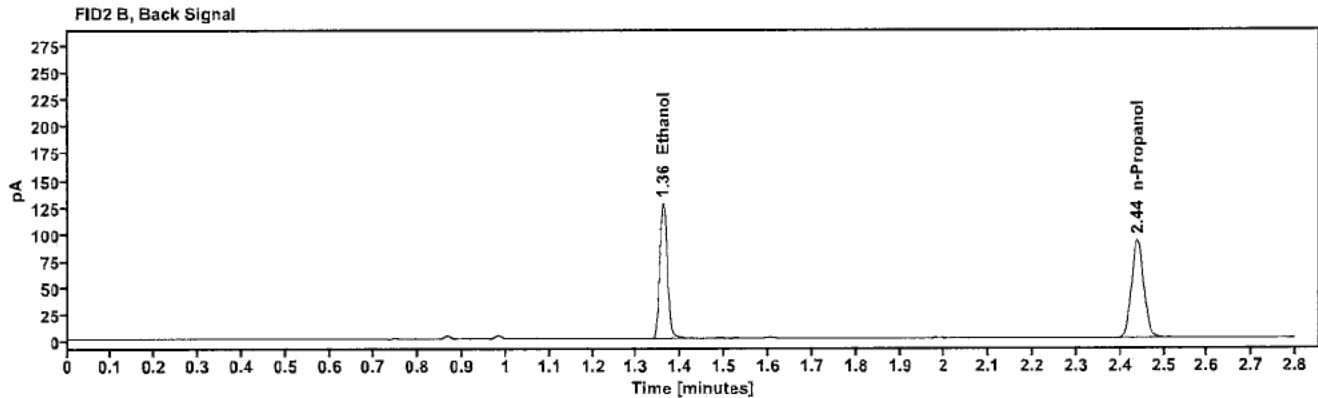
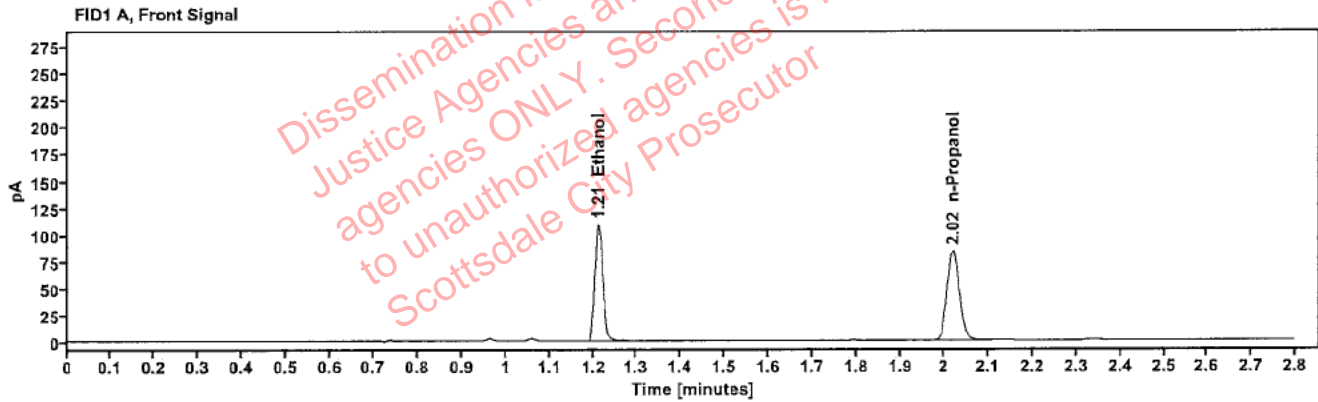


Table 1: FID 1 A (column DB-ALC1)

Compound	Amount (g/100mL)	Time (min)	Peak Area
>Ethanol	0.2179	1.212	138.986
n-Propanol	---	2.019	165.881

Table 2: FID 2 B (column DB-ALC2)

Compound	Time (min)	Peak Area
Ethanol	1.360	153.995
n-Propanol	2.439	181.663

Scottsdale Police Department Crime Lab Volatiles Analysis

Sample:	353-01G.Y.	Vial:	35
Description:	[REDACTED]	LIMS ID:	[REDACTED]
Method:	ethanol quant.M	Sequence:	20Sep23
Instrument:	US14173023 CN14160045	Injection date:	9/20/2023 1:59:45 PM
Data file:	C:\Chem32\1\Data\20Sep23\35.D	Analyst:	Abbott

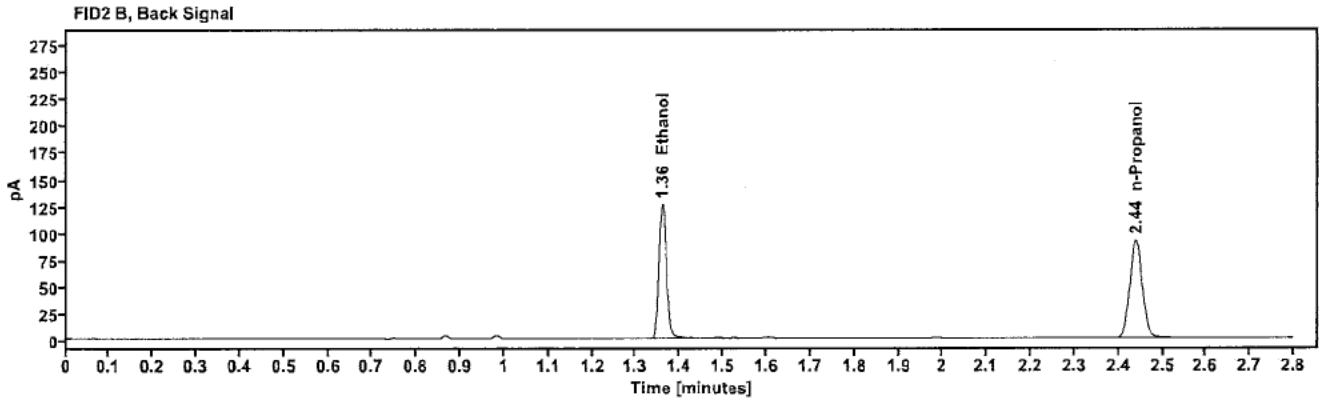
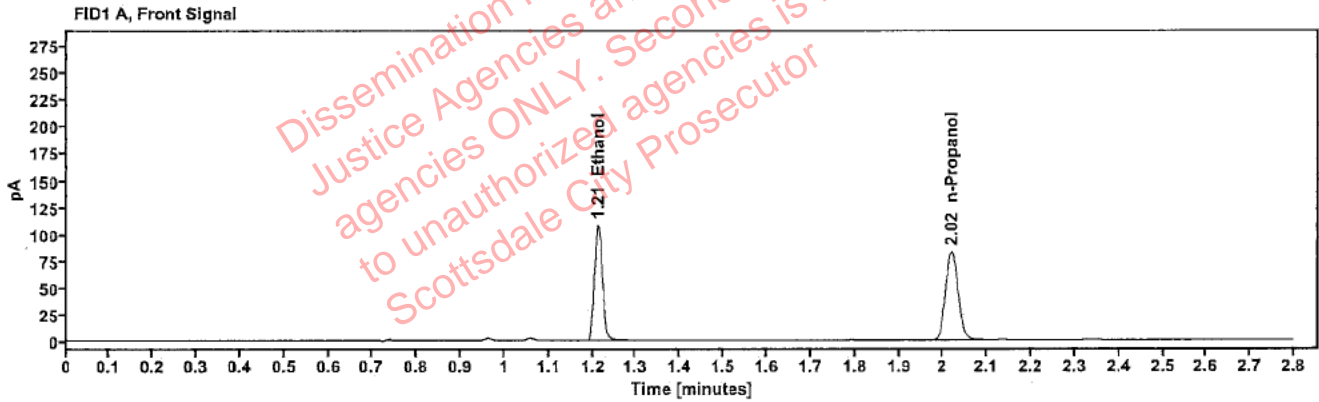


Table 1: FID 1 A (column DB-ALC1)

Compound	Amount (g/100mL)	Time (min)	Peak Area
>Ethanol	0.2172	1.212	137.982
n-Propanol	-----	2.019	165.215

Table 2: FID 2 B (column DB-ALC2)

Compound	Time (min)	Peak Area
Ethanol	1.360	152.132
n-Propanol	2.439	181.240

Scottsdale Police Department Crime Lab Volatiles Analysis

Sample:	394-01R.P.	Vial:	36
Description:	[REDACTED]	LIMS ID:	[REDACTED]
Method:	ethanol quant.M	Sequence:	20Sep23
Instrument:	US14173023 CN14160045	Injection date:	9/20/2023 2:03:45 PM
Data file:	C:\Chem32\1\Data\20Sep23\36.D	Analyst:	Abbott

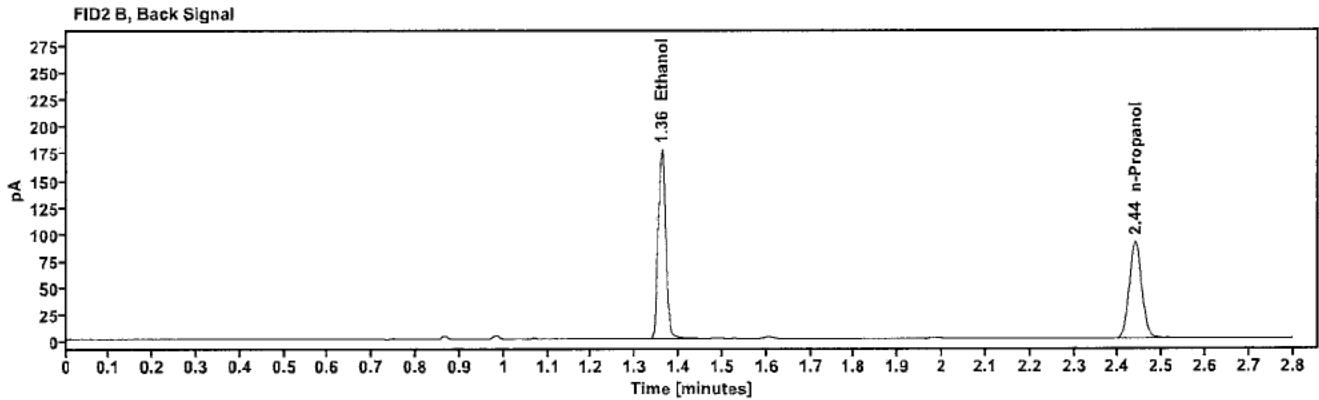
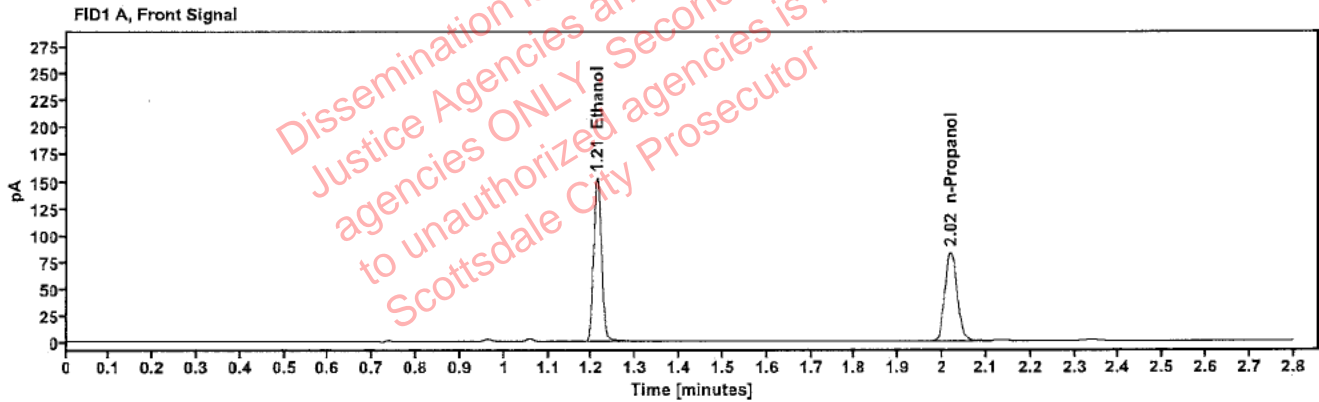


Table 1: FID 1 A (column DB-ALC1)

Compound	Amount (g/100mL)	Time (min)	Peak Area
>Ethanol	0.3045	1.212	194.070
n-Propanol	-----	2.019	165.400

Table 2: FID 2 B (column DB-ALC2)

Compound	Time (min)	Peak Area
Ethanol	1.360	214.886
n-Propanol	2.439	180.480

Scottsdale Police Department Crime Lab Volatiles Analysis

Sample:	394-01R.P.	Vial:	37
Description:	[REDACTED]	LIMS ID:	[REDACTED]
Method:	ethanol quant.M	Sequence:	20Sep23
Instrument:	US14173023 CN14160045	Injection date:	9/20/2023 2:08:00 PM
Data file:	C:\Chem32\1\Data\20Sep23\37.D	Analyst:	Abbott

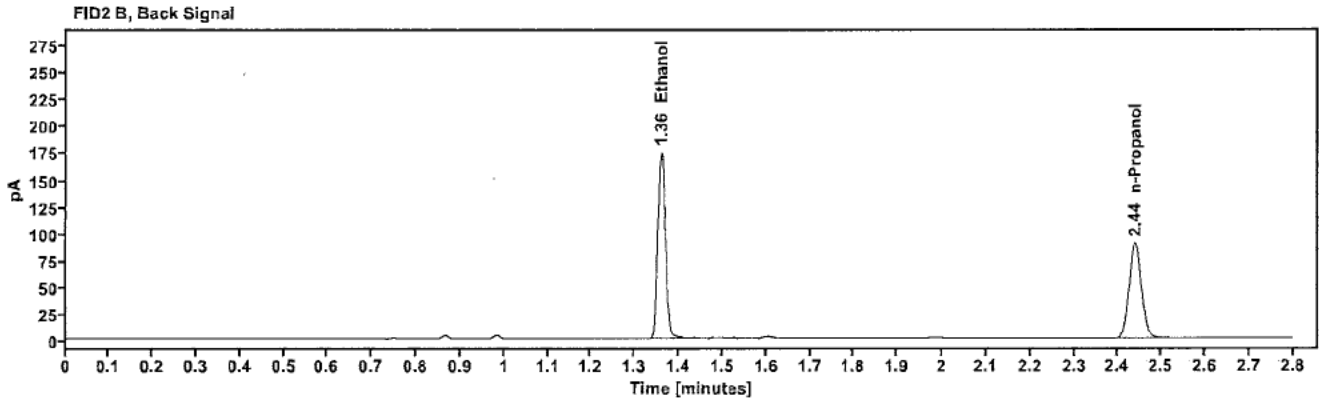
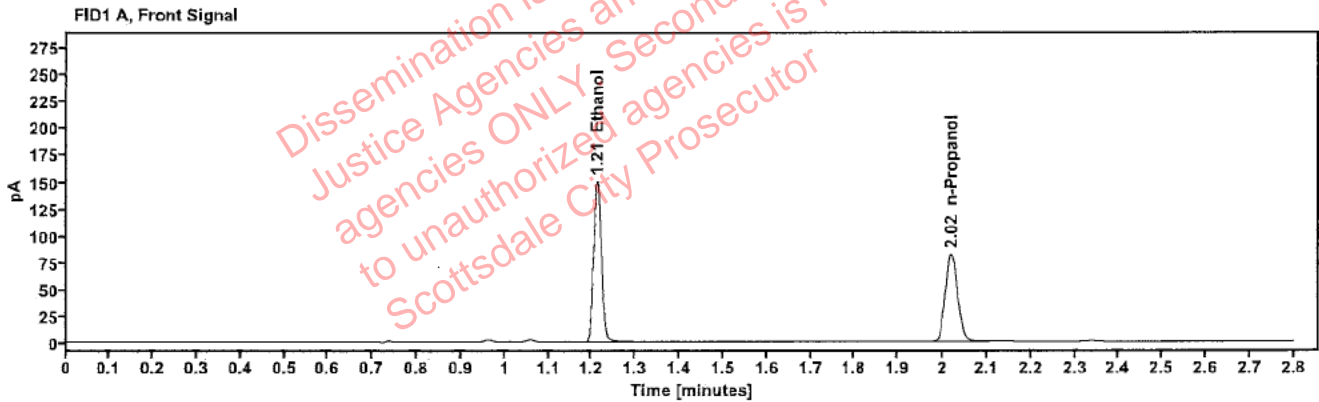


Table 1: FID 1 A (column DB-ALC1)

Compound	Amount (g/100mL)	Time (min)	Peak Area
>Ethanol	0.3037	1.212	191.421
n-Propanol	---	2.019	163.596

Table 2: FID 2 B (column DB-ALC2)

Compound	Time (min)	Peak Area
Ethanol	1.360	211.952
n-Propanol	2.439	177.868

Scottsdale Police Department Crime Lab Volatiles Analysis

Sample:	425-01D.K.	Vial:	38
Description:	[REDACTED]	LIMS ID:	[REDACTED]
Method:	ethanol quant.M	Sequence:	20Sep23
Instrument:	US14173023 CN14160045	Injection date:	9/20/2023 2:12:00 PM
Data file:	C:\Chem32\1\Data\20Sep23\38.D	Analyst:	Abbott

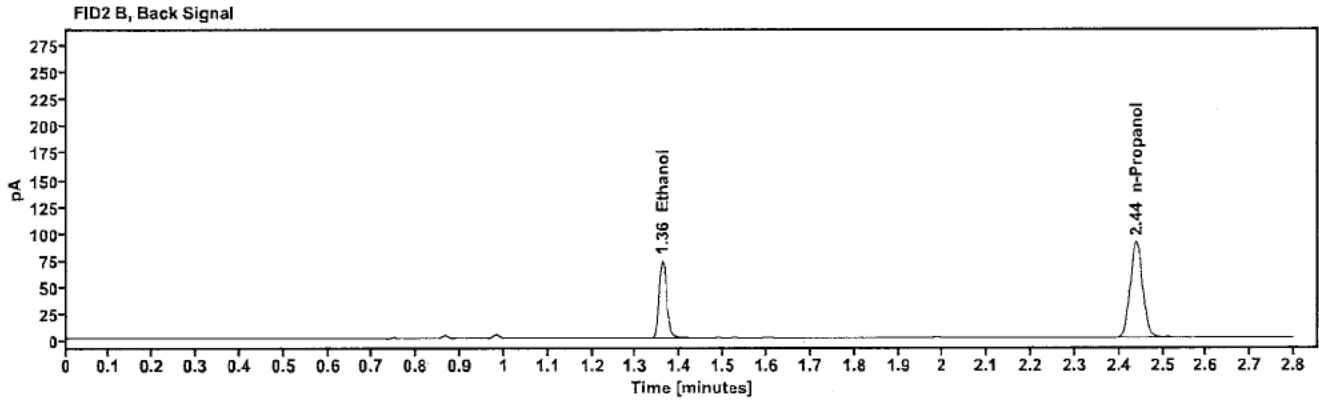
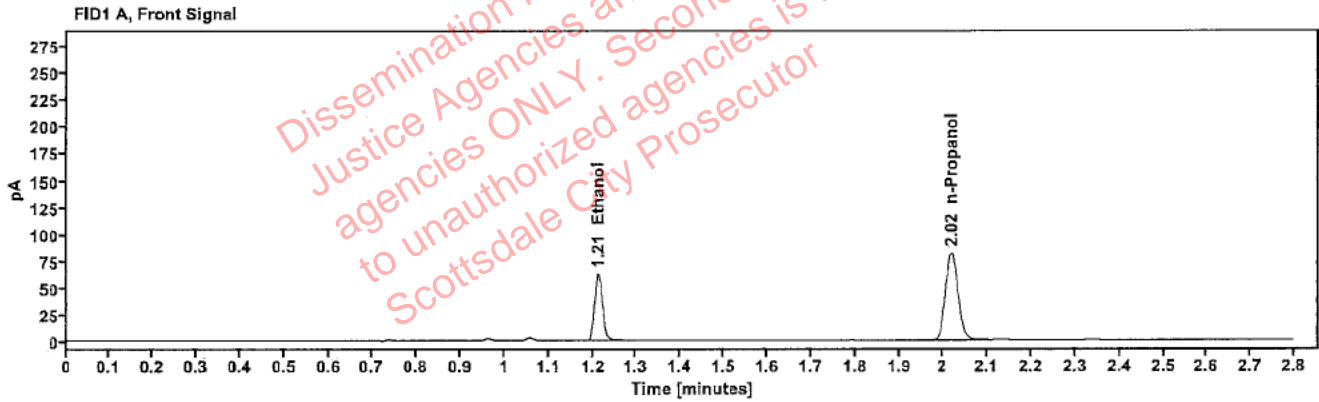


Table 1: FID 1 A (column DB-ALC1)

Compound	Amount (g/100mL)	Time (min)	Peak Area
>Ethanol	0.1289	1.212	80.131
n-Propanol	-----	2.018	162.493

Table 2: FID 2 B (column DB-ALC2)

Compound	Time (min)	Peak Area
Ethanol	1.360	88.062
n-Propanol	2.439	178.007

Scottsdale Police Department Crime Lab Volatiles Analysis

Sample:	425-01D.K.	Vial:	39
Description:	[REDACTED]	LIMS ID:	[REDACTED]
Method:	ethanol quant.M	Sequence:	20Sep23
Instrument:	US14173023 CN14160045	Injection date:	9/20/2023 2:16:00 PM
Data file:	C:\Chem32\1\Data\20Sep23\39.D	Analyst:	Abbott

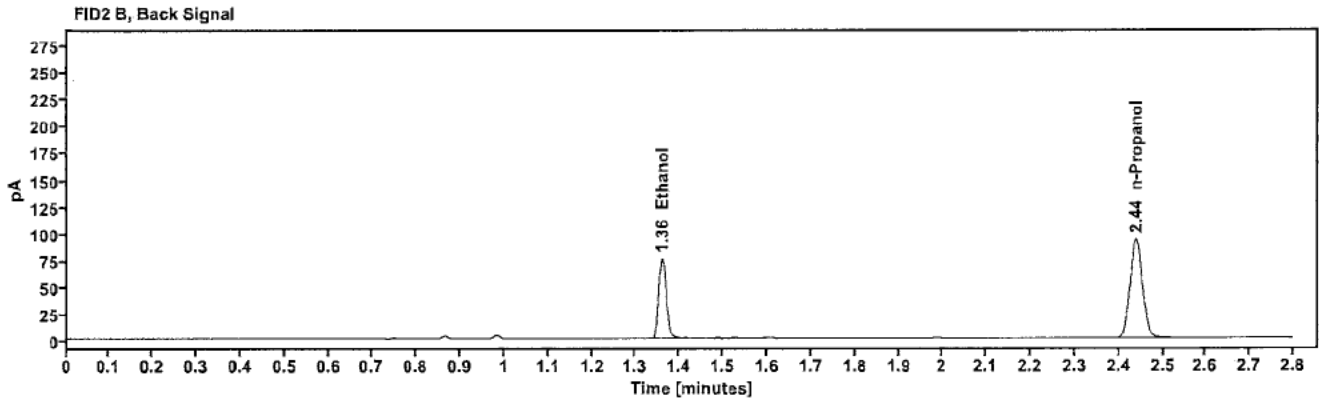
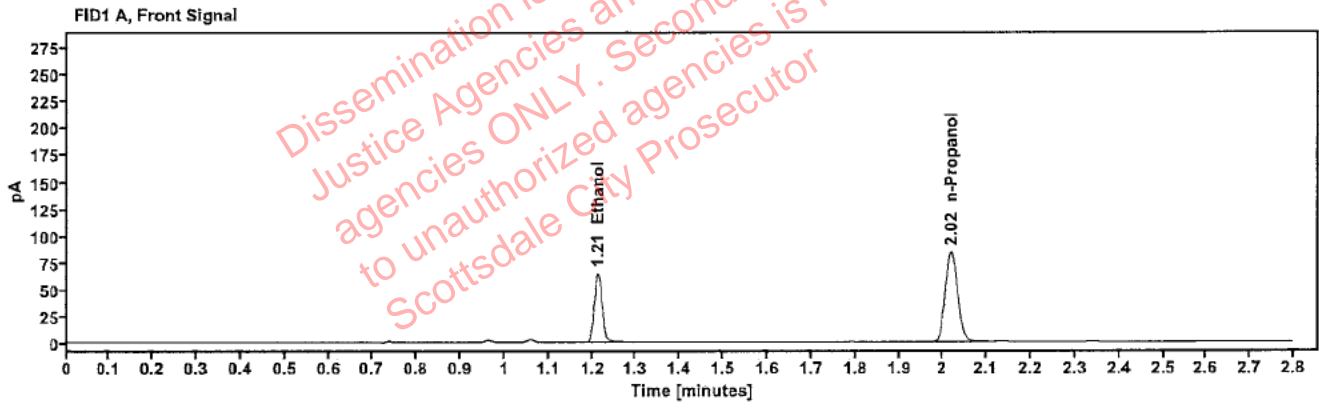


Table 1: FID 1 A (column DB-ALC1)

Compound	Amount (g/100mL)	Time (min)	Peak Area
>Ethanol	0.1295	1.213	83.011
n-Propanol	-----	2.019	167.629

Table 2: FID 2 B (column DB-ALC2)

Compound	Time (min)	Peak Area
Ethanol	1.360	91.275
n-Propanol	2.439	183.754

Scottsdale Police Department Crime Lab Volatiles Analysis

Sample:	2318704-1	Vial:	40
Description:	[REDACTED]	LIMS ID:	[REDACTED]
Method:	ethanol quant.M	Sequence:	20Sep23
Instrument:	US14173023 CN14160045	Injection date:	9/20/2023 2:20:00 PM
Data file:	C:\Chem32\1\Data\20Sep23\40.D	Analyst:	Abbott

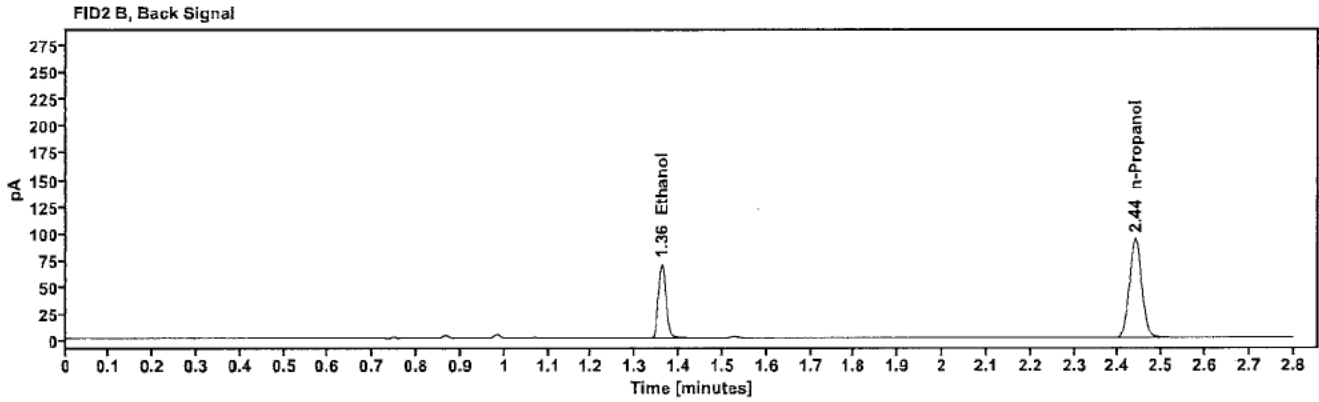
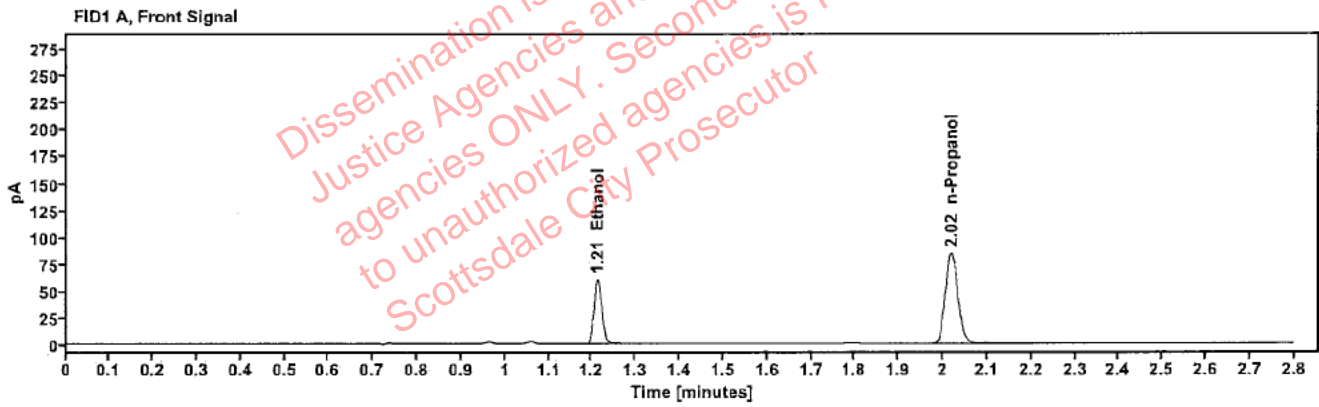


Table 1: FID 1 A (column DB-ALC1)

Compound	Amount (g/100mL)	Time (min)	Peak Area
>Ethanol	0.1195	1.213	76.687
n-Propanol	-----	2.019	167.926

Table 2: FID 2 B (column DB-ALC2)

Compound	Time (min)	Peak Area
Ethanol	1.360	84.120
n-Propanol	2.439	183.140

Scottsdale Police Department Crime Lab Volatiles Analysis

Sample:	2318704-1	Vial:	41
Description:		LIMS ID:	
Method:	ethanol quant.M	Sequence:	20Sep23
Instrument:	US14173023 CN14160045	Injection date:	9/20/2023 2:24:00 PM
Data file:	C:\Chem32\1\Data\20Sep23\41.D	Analyst:	Abbott

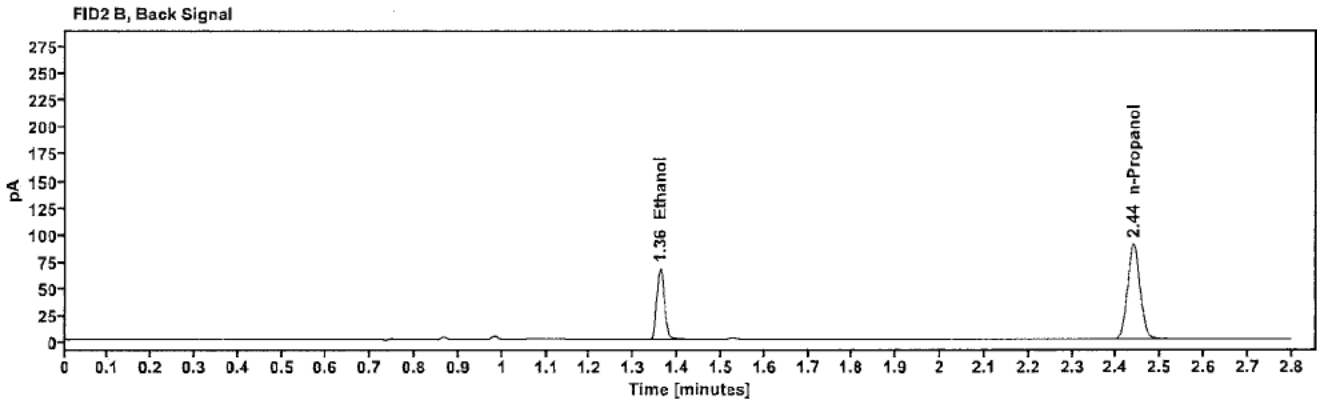
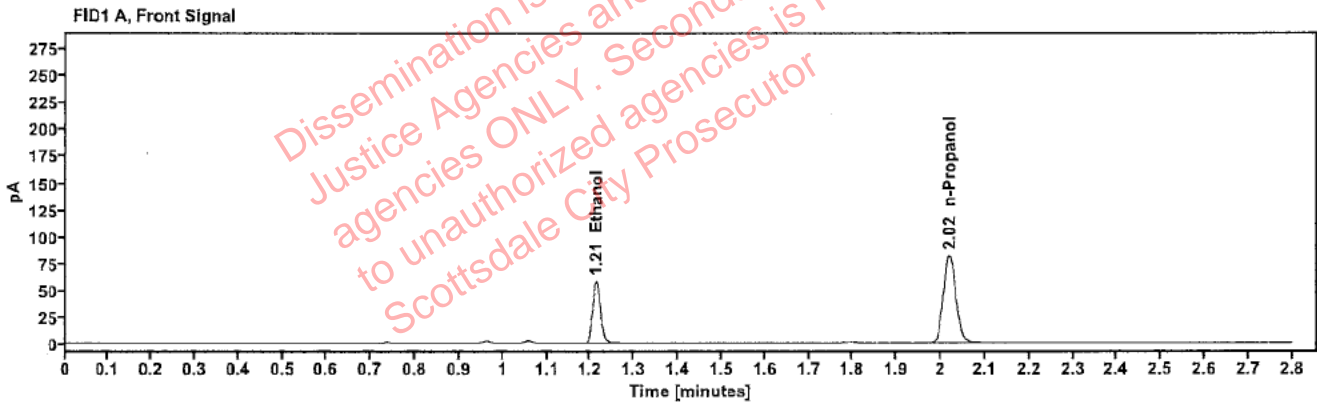


Table 1: FID 1 A (column DB-ALC1)

Compound	Amount (g/100mL)	Time (min)	Peak Area
>Ethanol	0.1190	1.213	73.795
n-Propanol	---	2.019	162.338

Table 2: FID 2 B (column DB-ALC2)

Compound	Time (min)	Peak Area
Ethanol	1.360	80.882
n-Propanol	2.439	177.373

Scottsdale Police Department Crime Lab Volatiles Analysis

Sample:	2318334-2	Vial:	43
Description:	[REDACTED]	LIMS ID:	[REDACTED]
Method:	ethanol quant.M	Sequence:	20Sep23
Instrument:	US14173023 CN14160045	Injection date:	9/20/2023 2:32:15 PM
Data file:	C:\Chem32\1\Data\20Sep23\43.D	Analyst:	Abbott

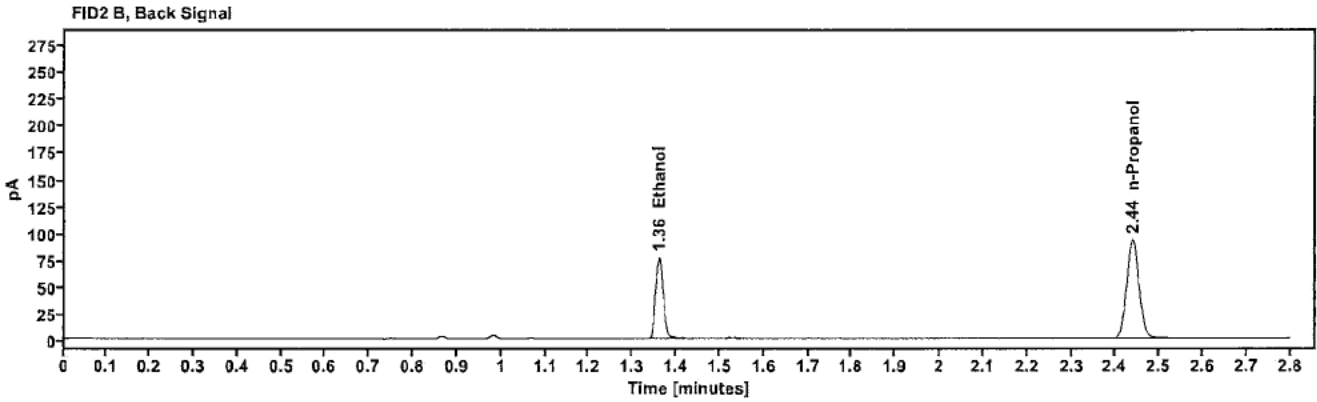
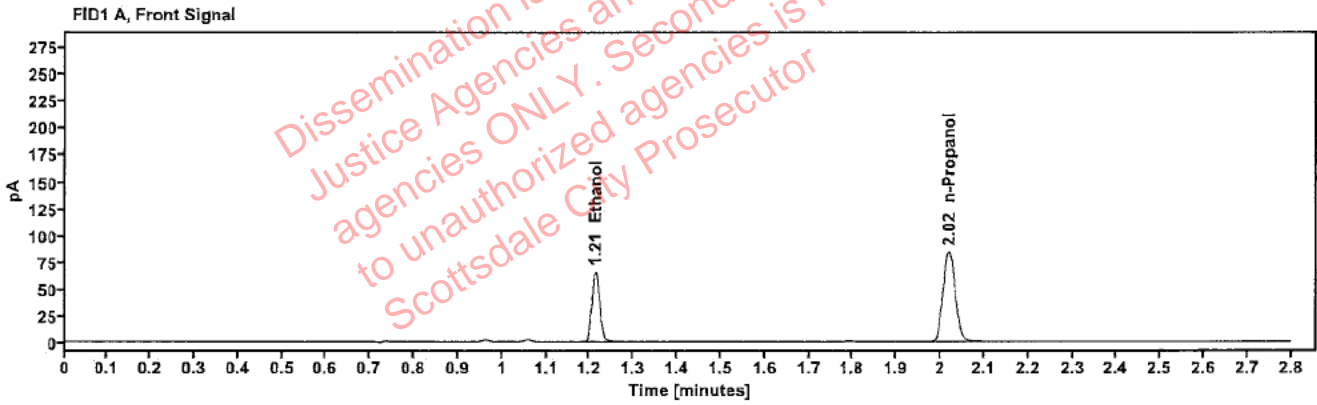


Table 1: FID 1 A (column DB-ALC1)

Compound	Amount (g/100mL)	Time (min)	Peak Area
>Ethanol	0.1309	1.213	84.088
n-Propanol	---	2.019	167.938

Table 2: FID 2 B (column DB-ALC2)

Compound	Time (min)	Peak Area
Ethanol	1.360	92.381
n-Propanol	2.439	183.435

Scottsdale Police Department Crime Lab Volatiles Analysis

Sample:	2318334-2	Vial:	44
Description:	[REDACTED]	LIMS ID:	[REDACTED]
Method:	ethanol quant.M	Sequence:	20Sep23
Instrument:	US14173023 CN14160045	Injection date:	9/20/2023 2:36:15 PM
Data file:	C:\Chem32\1\Data\20Sep23\44.D	Analyst:	Abbott

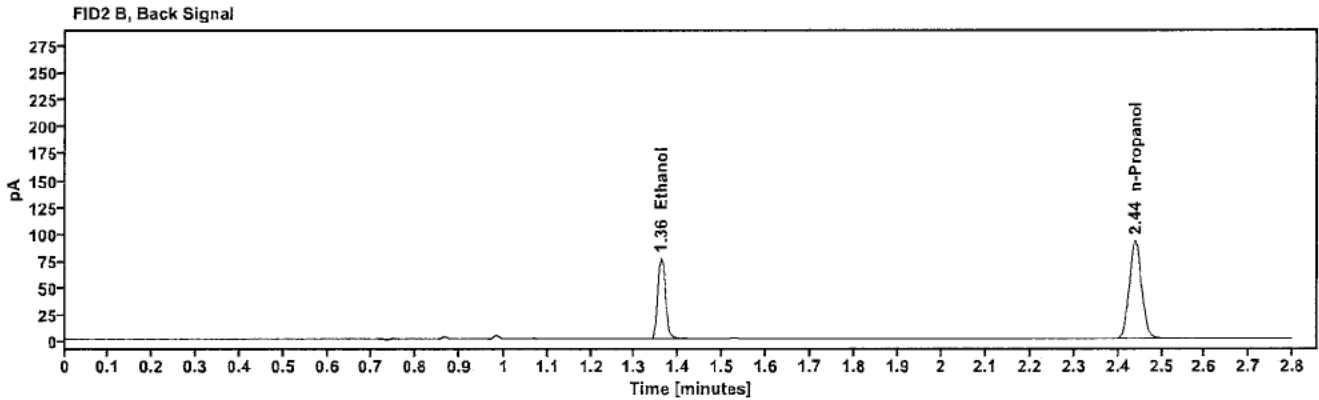
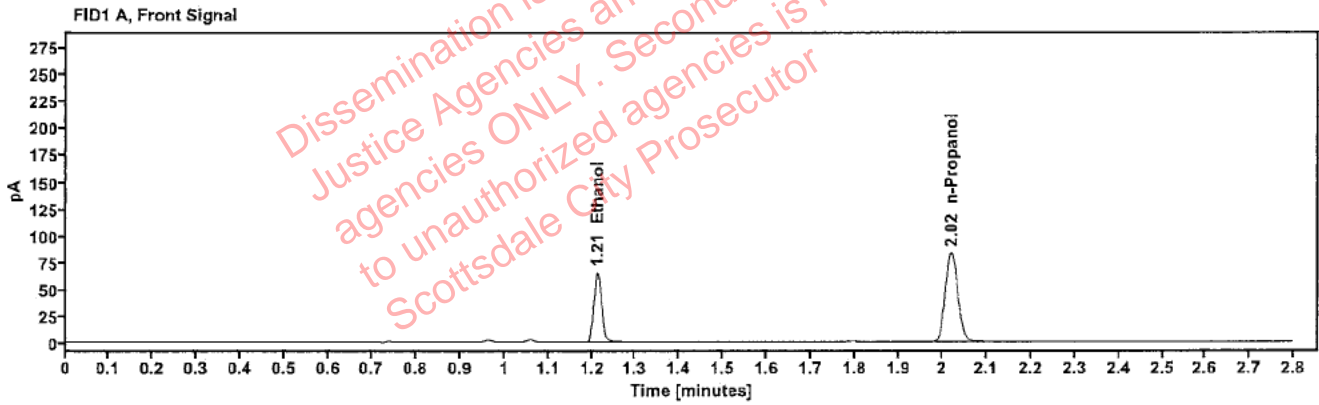


Table 1: FID 1 A (column DB-ALC1)

Compound	Amount (g/100mL)	Time (min)	Peak Area
>Ethanol	0.1310	1.212	83.176
n-Propanol	-----	2.019	166.013

Table 2: FID 2 B (column DB-ALC2)

Compound	Time (min)	Peak Area
Ethanol	1.360	91.354
n-Propanol	2.439	181.346

Scottsdale Police Department Crime Lab Volatiles Analysis

Sample:	2318654-2	Vial:	45
Description:		LIMS ID:	
Method:	ethanol quant.M	Sequence:	20Sep23
Instrument:	US14173023 CN14160045	Injection date:	9/20/2023 2:40:15 PM
Data file:	C:\Chem32\1\Data\20Sep23\45.D	Analyst:	Abbott

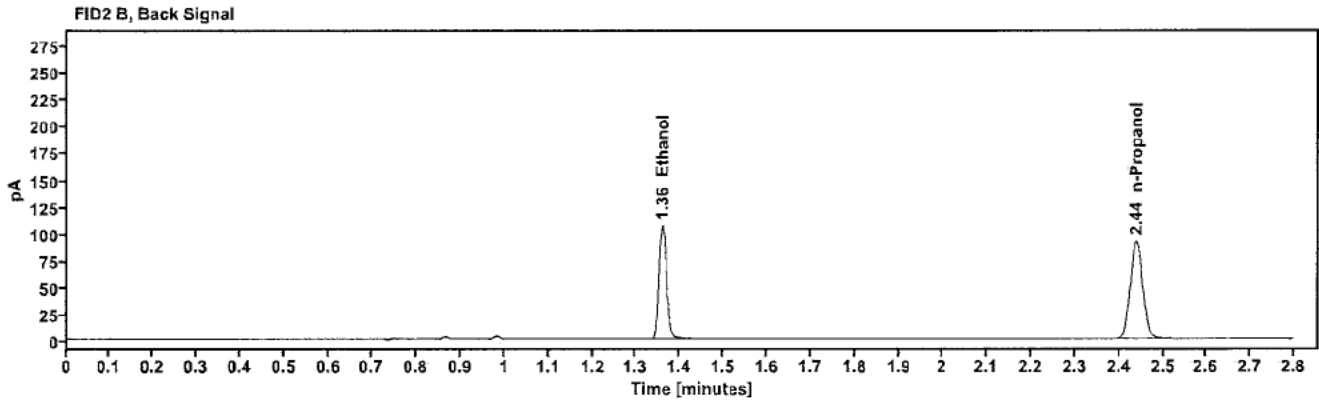
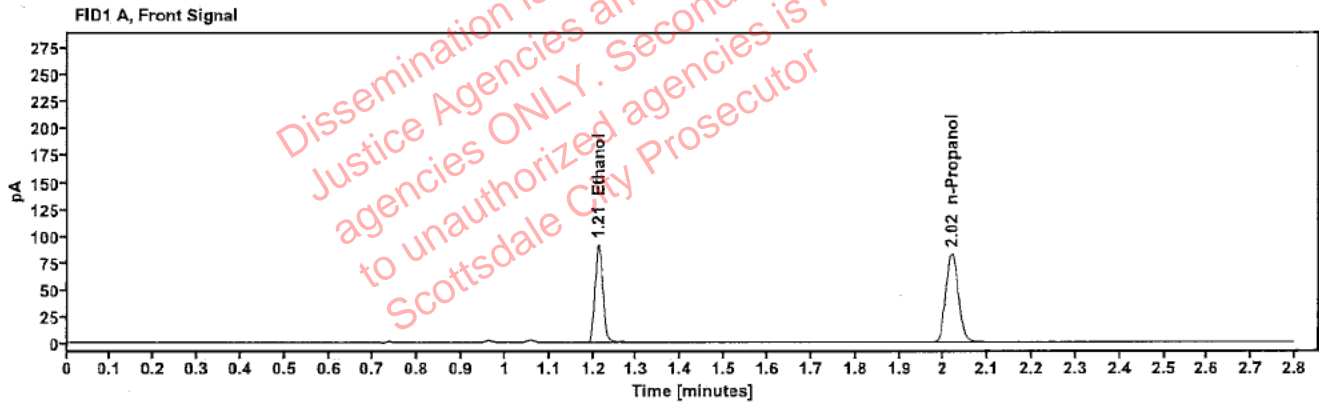


Table 1: FID 1 A (column DB-ALC1)

Compound	Amount (g/100mL)	Time (min)	Peak Area
>Ethanol	0.1838	1.212	116.582
n-Propanol	-----	2.019	165.222

Table 2: FID 2 B (column DB-ALC2)

Compound	Time (min)	Peak Area
Ethanol	1.360	128.159
n-Propanol	2.439	180.838

Scottsdale Police Department Crime Lab Volatiles Analysis

Sample:	2318654-2	Vial:	46
Description:	[REDACTED]	LIMS ID:	[REDACTED]
Method:	ethanol quant.M	Sequence:	20Sep23
Instrument:	US14173023 CN14160045	Injection date:	9/20/2023 2:44:15 PM
Data file:	C:\Chem32\1\Data\20Sep23\46.D	Analyst:	Abbott

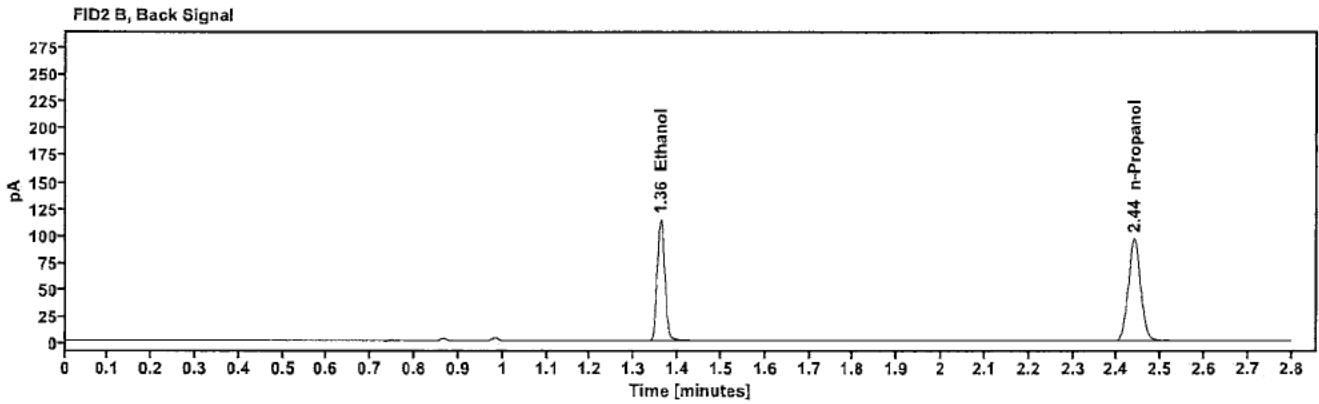
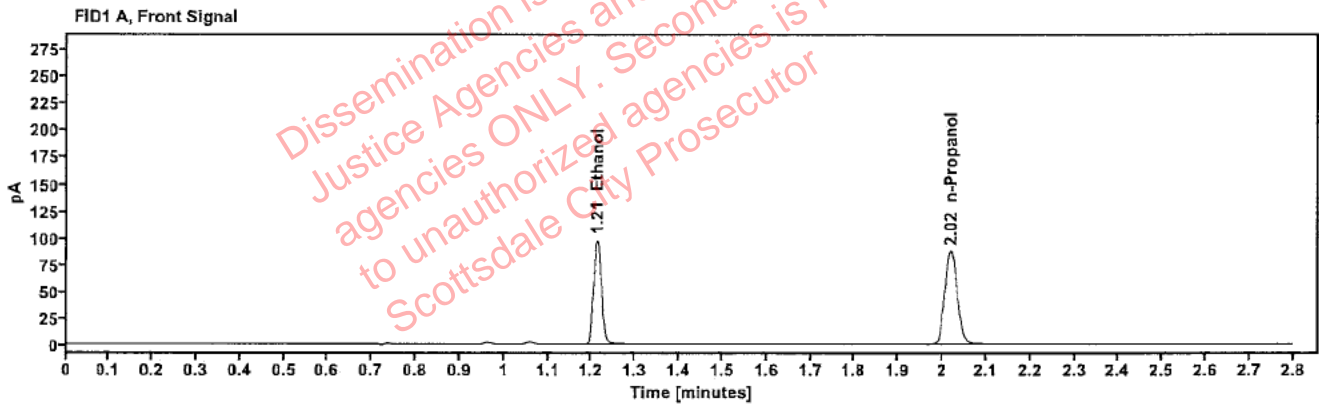


Table 1: FID 1 A (column DB-ALC1)

Compound	Amount (g/100mL)	Time (min)	Peak Area
>Ethanol	0.1870	1.212	124.611
n-Propanol	---	2.019	173.566

Table 2: FID 2 B (column DB-ALC2)

Compound	Time (min)	Peak Area
Ethanol	1.360	137.003
n-Propanol	2.439	189.902

Scottsdale Police Department Crime Lab Volatiles Analysis

Sample:	2318806-1	Vial:	47
Description:	[REDACTED]	LIMS ID:	[REDACTED]
Method:	ethanol quant.M	Sequence:	20Sep23
Instrument:	US14173023 CN14160045	Injection date:	9/20/2023 2:48:15 PM
Data file:	C:\Chem32\1\Data\20Sep23\47.D	Analyst:	Abbott

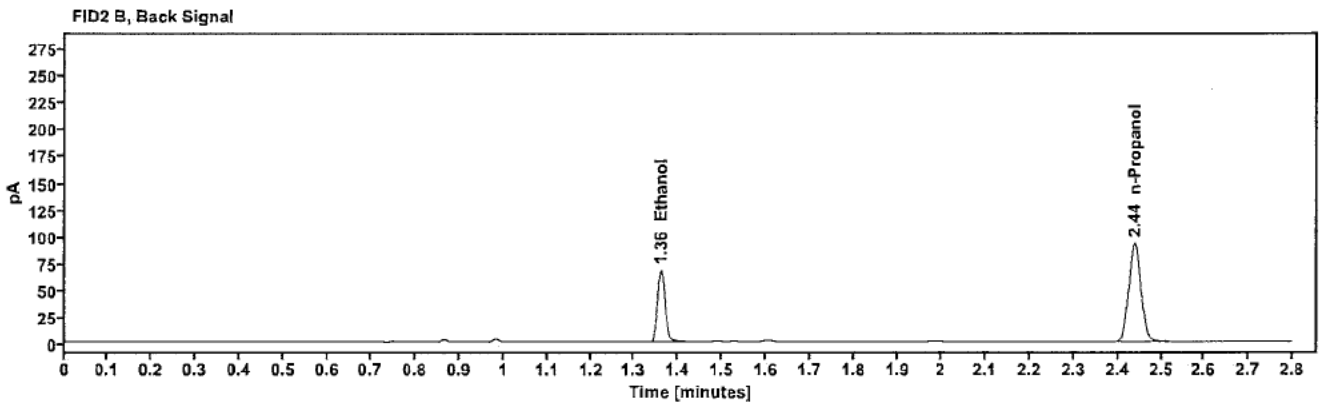
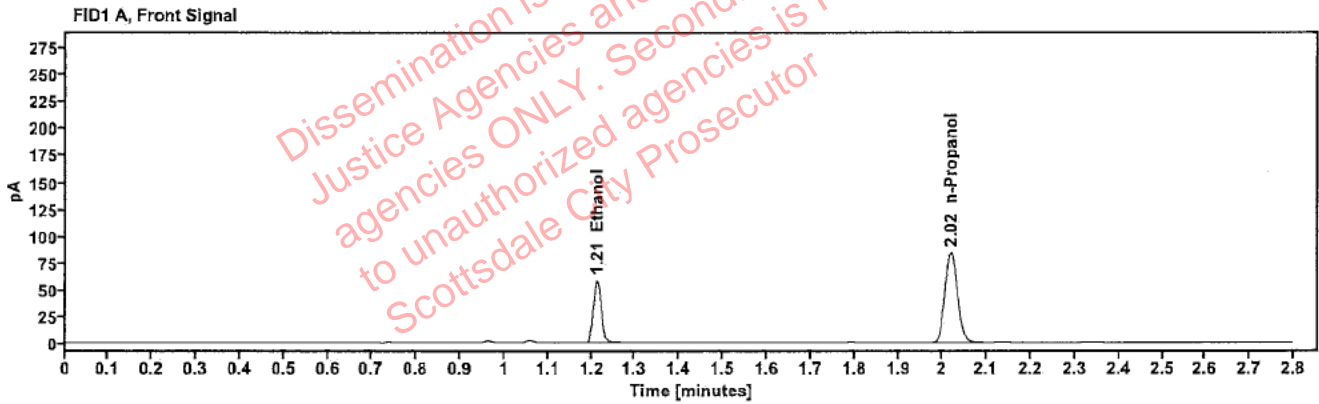


Table 1: FID 1 A (column DB-ALC1)

Compound	Amount (g/100mL)	Time (min)	Peak Area
>Ethanol	0.1159	1.212	74.227
n-Propanol	---	2.018	167.639

Table 2: FID 2 B (column DB-ALC2)

Compound	Time (min)	Peak Area
Ethanol	1.360	81.689
n-Propanol	2.439	183.007

Scottsdale Police Department Crime Lab Volatiles Analysis

Sample:	2318806-1	Vial:	48
Description:	[REDACTED]	LIMS ID:	[REDACTED]
Method:	ethanol quant.M	Sequence:	20Sep23
Instrument:	US14173023 CN14160045	Injection date:	9/20/2023 2:52:15 PM
Data file:	C:\Chem32\1\Data\20Sep23\48.D	Analyst:	Abbott

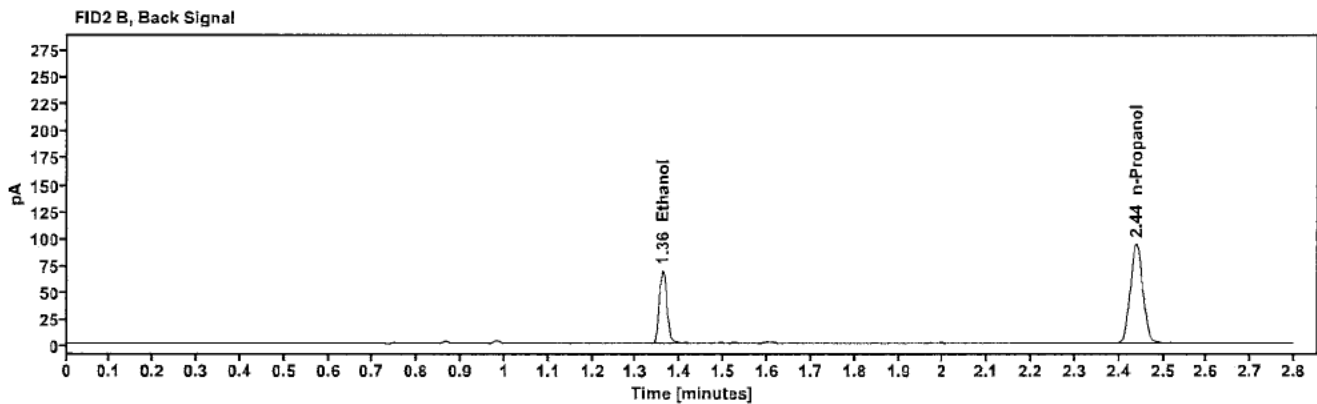
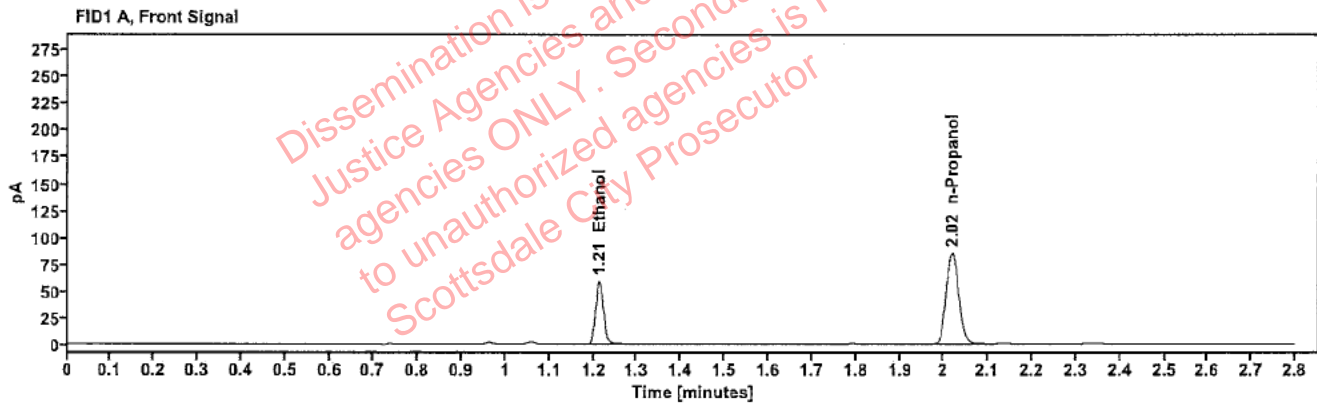


Table 1: FID 1 A (column DB-ALC1)

Compound	Amount (g/100mL)	Time (min)	Peak Area
>Ethanol	0.1165	1.213	75.608
n-Propanol	-----	2.019	169.847

Table 2: FID 2 B (column DB-ALC2)

Compound	Time (min)	Peak Area
Ethanol	1.360	83.300
n-Propanol	2.439	185.406

Scottsdale Police Department Crime Lab Volatiles Analysis

Sample:	2318787-1	Vial:	49
Description:	[REDACTED]	LIMS ID:	[REDACTED]
Method:	ethanol quant.M	Sequence:	20Sep23
Instrument:	US14173023 CN14160045	Injection date:	9/20/2023 2:56:31 PM
Data file:	C:\Chem32\1\Data\20Sep23\49.D	Analyst:	Abbott

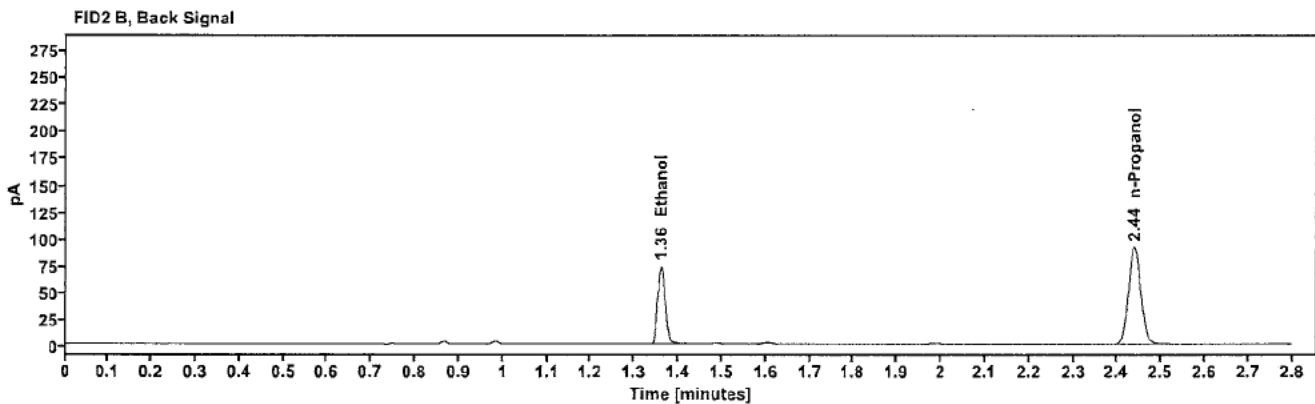
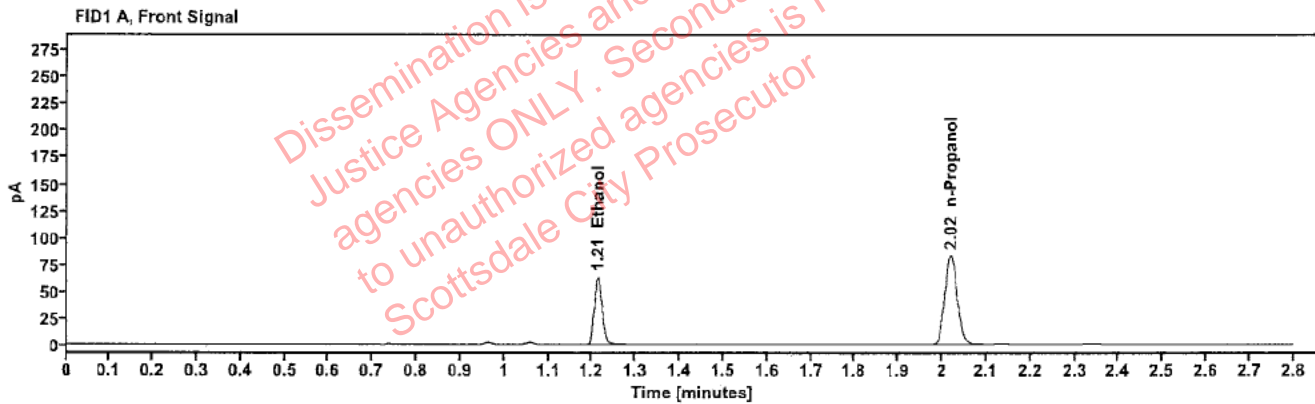


Table 1: FID 1 A (column DB-ALC1)

Compound	Amount (g/100mL)	Time (min)	Peak Area
>Ethanol	0.1284	1.213	80.958
n-Propanol	---	2.019	164.799

Table 2: FID 2 B (column DB-ALC2)

Compound	Time (min)	Peak Area
Ethanol	1.360	89.182
n-Propanol	2.439	180.750

Scottsdale Police Department Crime Lab Volatiles Analysis

Sample:	2318787-1	Vial:	50
Description:	[REDACTED]	LIMS ID:	[REDACTED]
Method:	ethanol quant.M	Sequence:	20Sep23
Instrument:	US14173023 CN14160045	Injection date:	9/20/2023 3:00:30 PM
Data file:	C:\Chem32\1\Data\20Sep23\50.D	Analyst:	Abbott

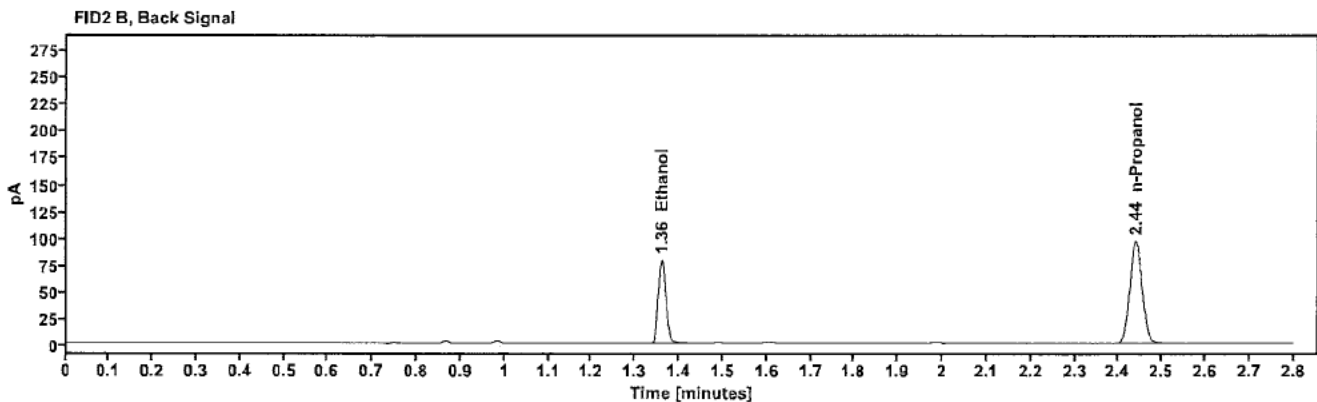
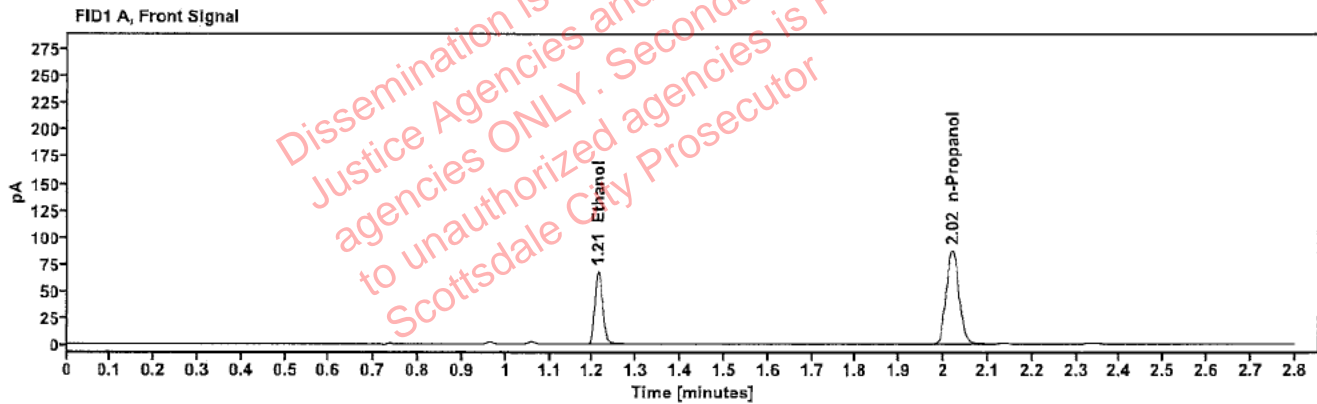


Table 1: FID 1 A (column DB-ALC1)

Compound	Amount (g/100mL)	Time (min)	Peak Area
>Ethanol	0.1299	1.213	86.144
n-Propanol	---	2.019	173.317

Table 2: FID 2 B (column DB-ALC2)

Compound	Time (min)	Peak Area
Ethanol	1.360	94.895
n-Propanol	2.439	190.151

Scottsdale Police Department Crime Lab Volatiles Analysis

Sample:	2318873-1	Vial:	51
Description:	[REDACTED]	LIMS ID:	[REDACTED]
Method:	ethanol quant.M	Sequence:	20Sep23
Instrument:	US14173023 CN14160045	Injection date:	9/20/2023 3:04:30 PM
Data file:	C:\Chem32\1\Data\20Sep23\51.D	Analyst:	Abbott

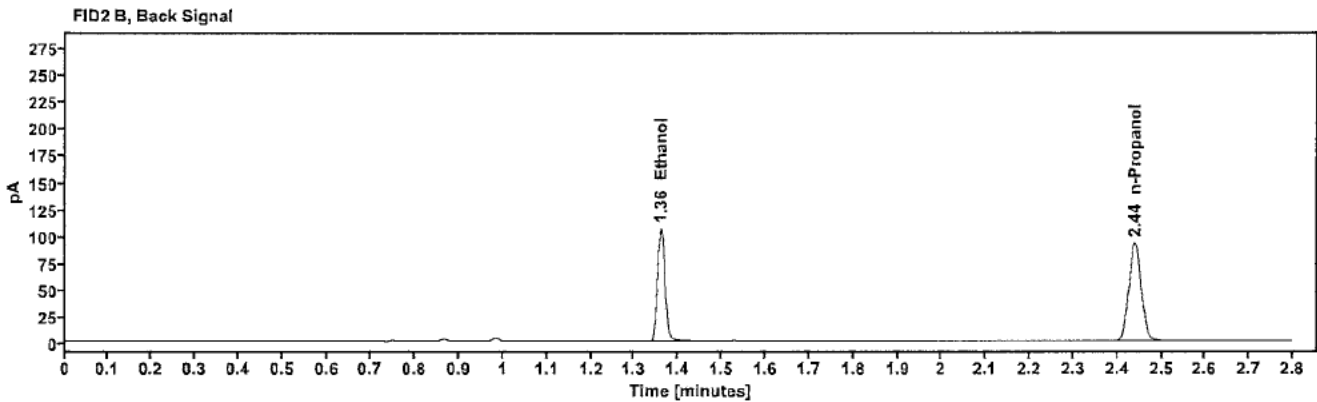
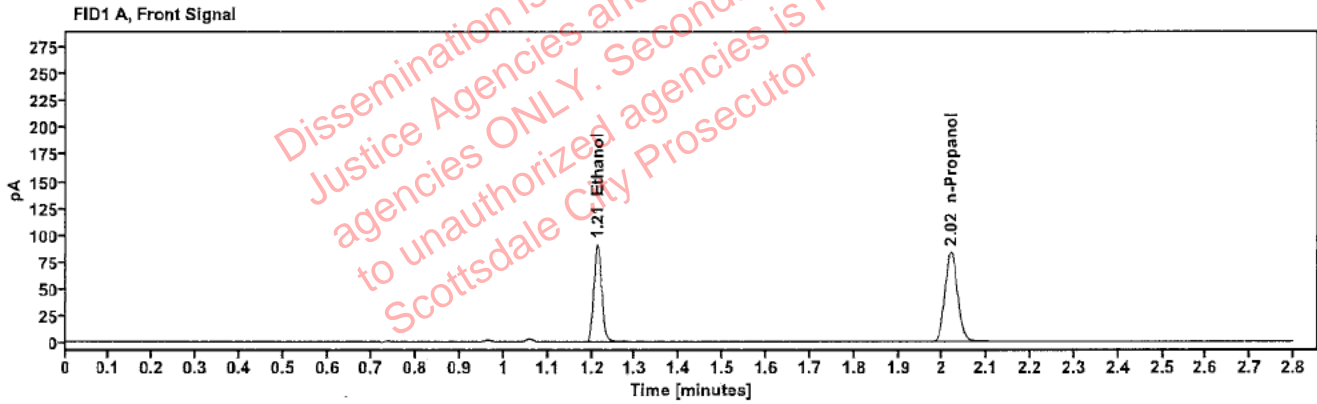


Table 1: FID 1 A (column DB-ALC1)

Compound	Amount (g/100mL)	Time (min)	Peak Area
>Ethanol	0.1813	1.212	115.827
n-Propanol	---	2.019	166.377

Table 2: FID 2 B (column DB-ALC2)

Compound	Time (min)	Peak Area
Ethanol	1.360	127.267
n-Propanol	2.439	181.819

Scottsdale Police Department Crime Lab Volatiles Analysis

Sample:	2318873-1	Vial:	52
Description:	[REDACTED]	LIMS ID:	[REDACTED]
Method:	ethanol quant.M	Sequence:	20Sep23
Instrument:	US14173023 CN14160045	Injection date:	9/20/2023 3:08:31 PM
Data file:	C:\Chem32\1\Data\20Sep23\52.D	Analyst:	Abbott

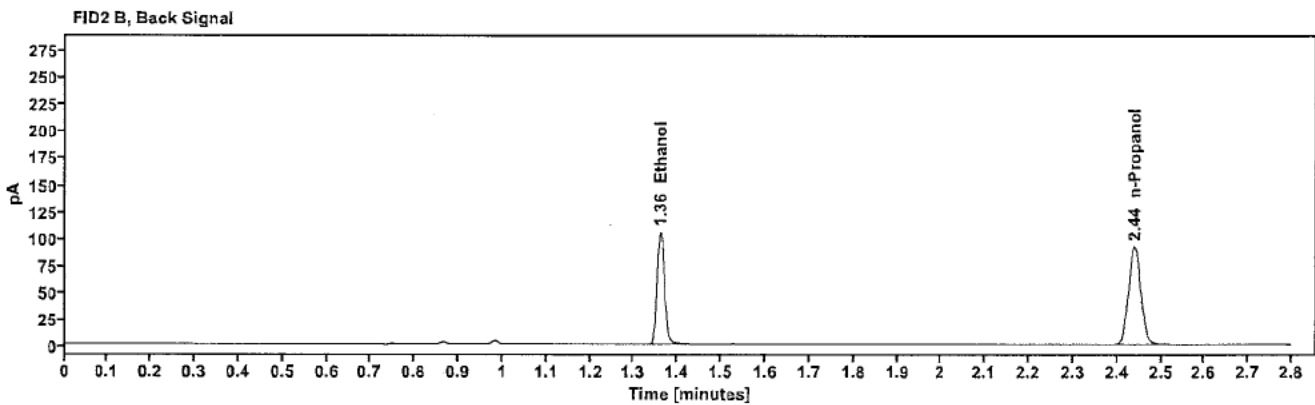
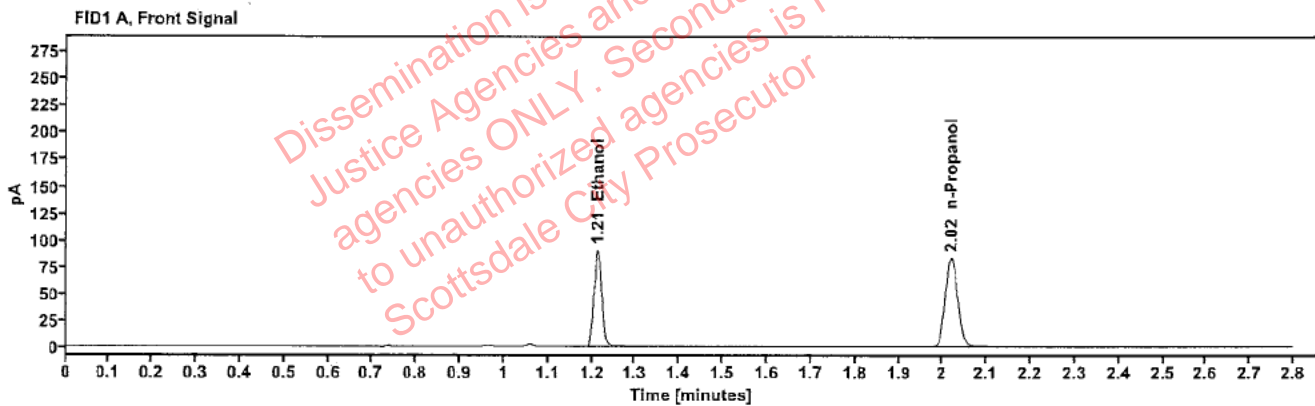


Table 1: FID 1 A (column DB-ALC1)

Compound	Amount (g/100mL)	Time (min)	Peak Area
>Ethanol	0.1810	1.212	115.399
n-Propanol	---	2.019	166.064

Table 2: FID 2 B (column DB-ALC2)

Compound	Time (min)	Peak Area
Ethanol	1.360	126.891
n-Propanol	2.439	181.474