

SCOTTSDALE POLICE DEPARTMENT CRIME LABORATORY BLOOD ALCOHOL FACE SHEET

ANALYSIS DATE 01/03/2024 SEQUENCE NAME 03Jan24

EQUIPMENT

Pipettor Hamilton ML600EH7497 Hamilton ML600GJ10749
 Gas Chromatograph Agilent US14173023

INSTRUMENT CALIBRATION

Vial 1 0.02 calibrator Lot FN03122113 Coefficient of determination (r²)
 Vial 2 0.10 calibrator Lot FN11172002 0.99999
 Vial 3 0.20 calibrator Lot FN03132302
 Vial 4 0.40 calibrator Lot FN03052102

CALIBRATION VERIFICATION AND RESOLUTION TEST

Vial	Sample	Expected result	Measured result	Manufacturer/lot
5	Blank	Not detected	Not detected	SPD lab 011823WB
6	Volatiles mixture	6 compounds	6 compounds	SPD lab 050721MIX
7	Aqueous control	0.400 g/dL	0.401 g/dL	Lipomed 30012020-A
8	Aqueous control	0.040 g/dL	0.041 g/dL	Lipomed 14082019-B
9	Blood control	0.199 g/dL	0.206 g/dL	ACQ 4110320133/11
20	Aqueous control	0.080 g/dL	0.080 g/dL	Lipomed 20012020-B
31	Blood control	0.199 g/dL	0.207 g/dL	ACQ 4110320133/11
42	Aqueous control	0.080 g/dL	0.080 g/dL	Lipomed 20012020-B
53	Aqueous control	0.400 g/dL	0.402 g/dL	Lipomed 30012020-A
54	Aqueous control	0.040 g/dL	0.041 g/dL	Lipomed 14082019-B
55	Blood control	0.199 g/dL	0.204 g/dL	ACQ 4110320133/11
56	Blank	Not detected	Not detected	SPD lab 092223AQ

SUBJECT SAMPLES

Subjects in the sequence 20 Subjects requiring reanalysis 0

ADDITIONAL NOTES: All testing proceeded as expected.

Run valid
 Run invalid

Erika Canonico
 Analyst

Run valid
 Run invalid

Philip Brooks
 Technical Reviewer

Scottsdale Police Department Crime Laboratory Sequence Quality Assurance Summary

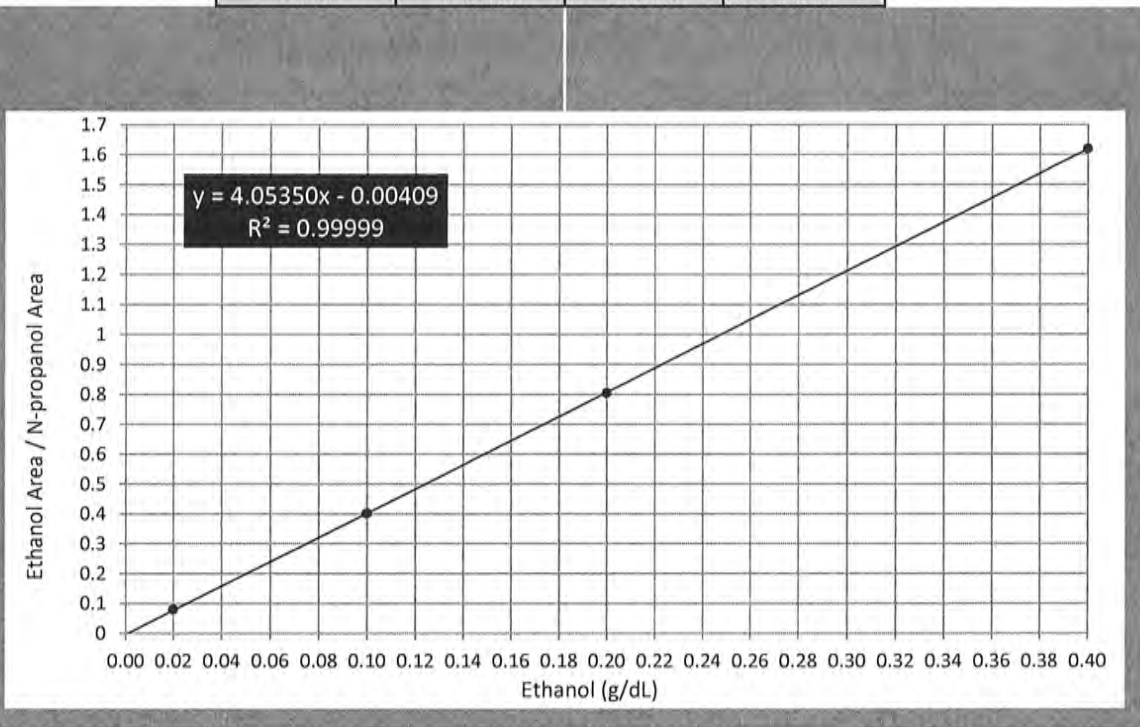
SEQUENCE NAME: 03Jan24

ANALYST: Canonico

EQ

Sample Name	Vial	Measured Value (g/dL)	Expected Value (g/dL)	Percent Difference	Absolute Difference (g/dL)
blank 011823WB	5	negative	negative	-	-
0.400 30012020-A	7	0.401	0.400	0.25	0.001
0.040 14082019-B	8	0.041	0.040	2.50	0.001
0.199 ACQ 4110320133/11	9	0.206	0.199	3.52	0.007
0.080 20012020-B	20	0.080	0.080	0.00	0.000
0.199 ACQ 4110320133/11	31	0.207	0.199	4.02	0.008
0.080 20012020-B	42	0.080	0.080	0.00	0.000
0.400 30012020-A	53	0.402	0.400	0.50	0.002
0.040 14082019-B	54	0.041	0.040	2.50	0.001
0.199 ACQ 4110320133/11	55	0.204	0.199	2.51	0.005
blank 092223AQ	56	negative	negative	-	-

Calibrator	Ethanol Area	N-propanol Area	Ratio
0.020	11.663	147.893	0.079
0.100	58.887	147.123	0.400
0.200	118.854	147.731	0.805
0.400	242.633	149.913	1.618



Scottsdale Police Department Crime Lab Volatiles Analysis

Sample: FN03122113	Vial: 1
Description: 0.020 calibrator	Sequence: 03Jan24
Method: ethanol quant.M	Injection date: 1/3/2024 11:28:06 AM
Instrument: US14173023 CN14160045	Analyst: Canonico <i>ec</i>
Data file: C:\Chem32\1\Data\03Jan24\1.D	

Dissemination is restricted to Criminal Justice Agencies and authorized agencies ONLY. Secondary dissemination to unauthorized agencies is PROHIBITED. Scottsdale City Prosecutor

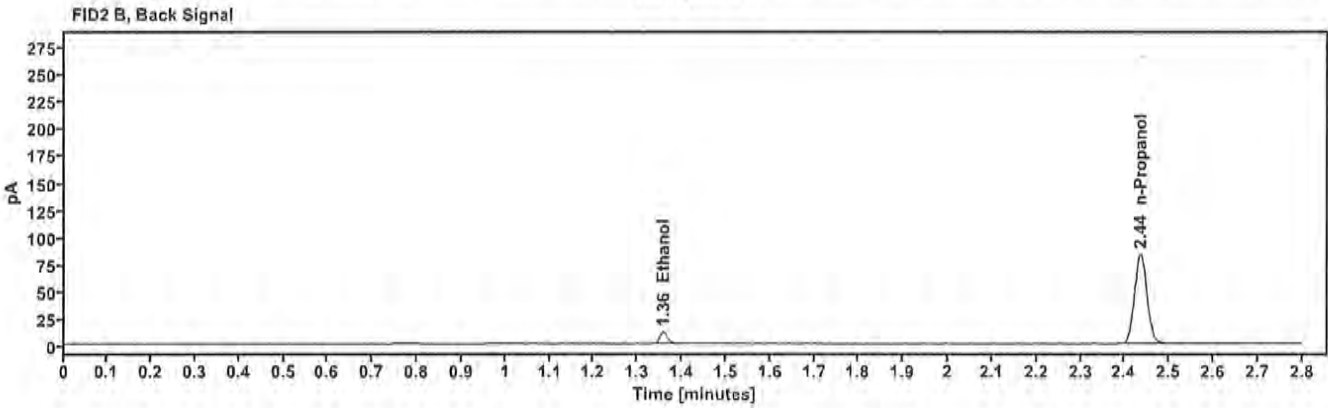
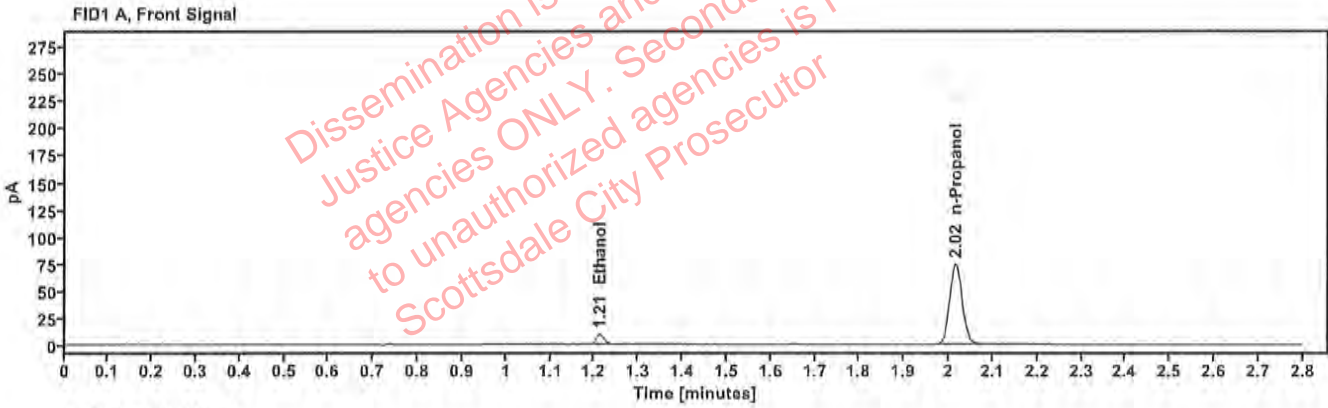


Table 1: FID 1 A (column DB-ALC1)

Compound	Time (min)	Peak Area
Ethanol	1.211	11.663
n-Propanol	2.015	147.893

Table 2: FID 2 B (column DB-ALC2)

Compound	Time (min)	Peak Area
Ethanol	1.358	12.769
n-Propanol	2.436	161.991

Scottsdale Police Department Crime Lab Volatiles Analysis

Sample:	FN11172002	Vial:	2
Description:	0.100 calibrator	Sequence:	03Jan24
Method:	ethanol quant.M	Injection date:	1/3/2024 11:32:06 AM
Instrument:	US14173023 CN14160045	Analyst:	Canonico EE
Data file:	C:\Chem32\1\Data\03Jan24\2.D		

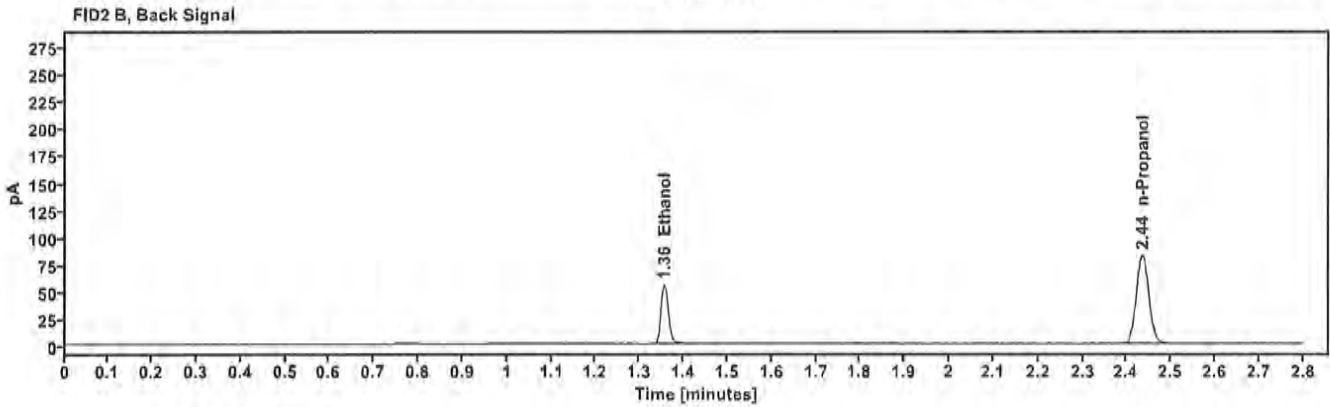
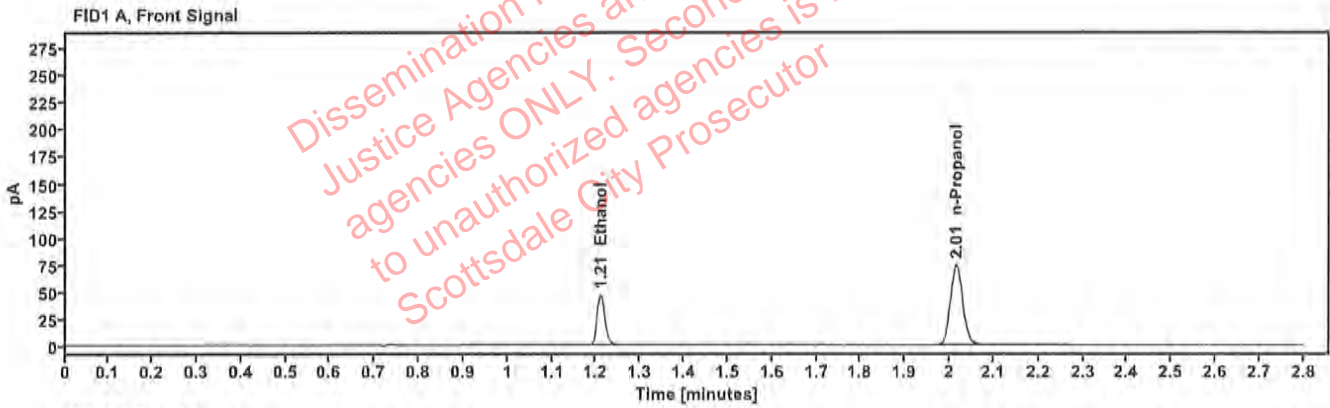


Table 1: FID 1 A (column DB-ALC1)

Compound	Time (min)	Peak Area
Ethanol	1.209	58.887
n-Propanol	2.015	147.123

Table 2: FID 2 B (column DB-ALC2)

Compound	Time (min)	Peak Area
Ethanol	1.356	64.638
n-Propanol	2.435	161.094

Scottsdale Police Department Crime Lab Volatiles Analysis

Sample:	FN03132302	Vial:	3
Description:	0.200 calibrator	Sequence:	03Jan24
Method:	ethanol quant.M	Injection date:	1/3/2024 11:36:06 AM
Instrument:	US14173023 CN14160045	Analyst:	Canonico <i>ec</i>
Data file:	C:\Chem32\1\Data\03Jan24\3.D		

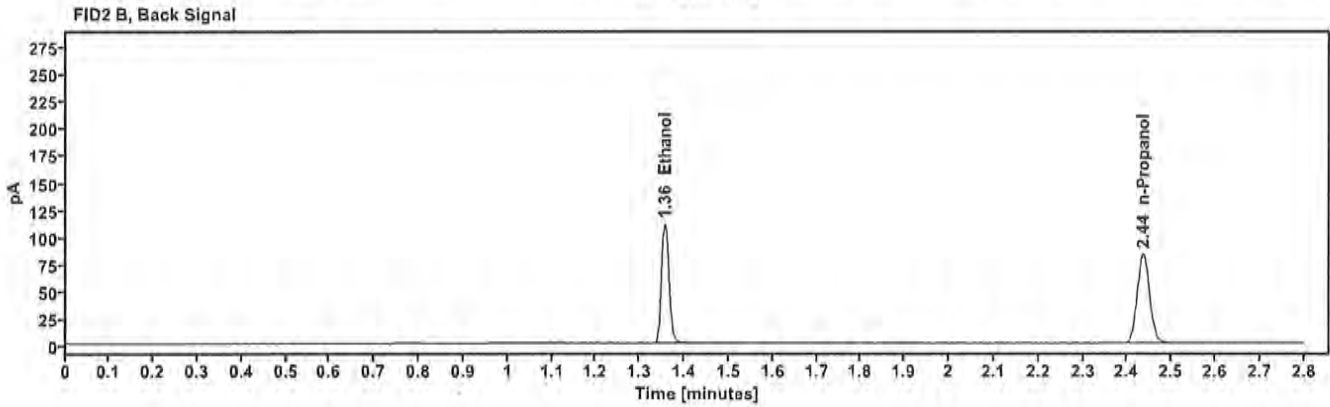
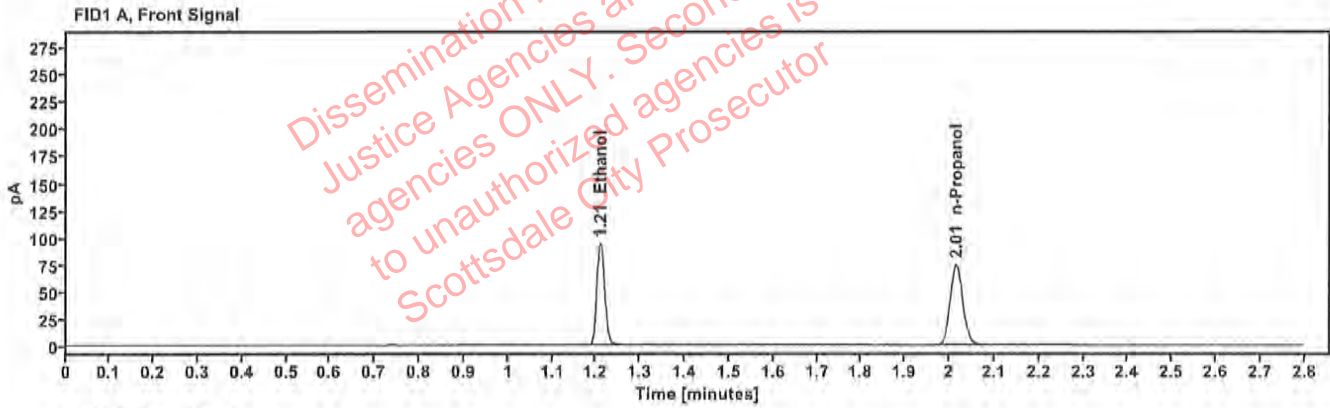


Table 1: FID 1 A (column DB-ALC1)

Compound	Time (min)	Peak Area
Ethanol	1.209	118.854
n-Propanol	2.015	147.731

Table 2: FID 2 B (column DB-ALC2)

Compound	Time (min)	Peak Area
Ethanol	1.356	130.635
n-Propanol	2.435	161.712

Scottsdale Police Department Crime Lab Volatiles Analysis

Sample:	FN03052102	Vial:	4
Description:	0.400 calibrator	Sequence:	03Jan24
Method:	ethanol quant.M	Injection date:	1/3/2024 11:40:07 AM
Instrument:	US14173023 CN14160045	Analyst:	Canonico <i>ee</i>
Data file:	C:\Chem32\1\Data\03Jan24\4.D		

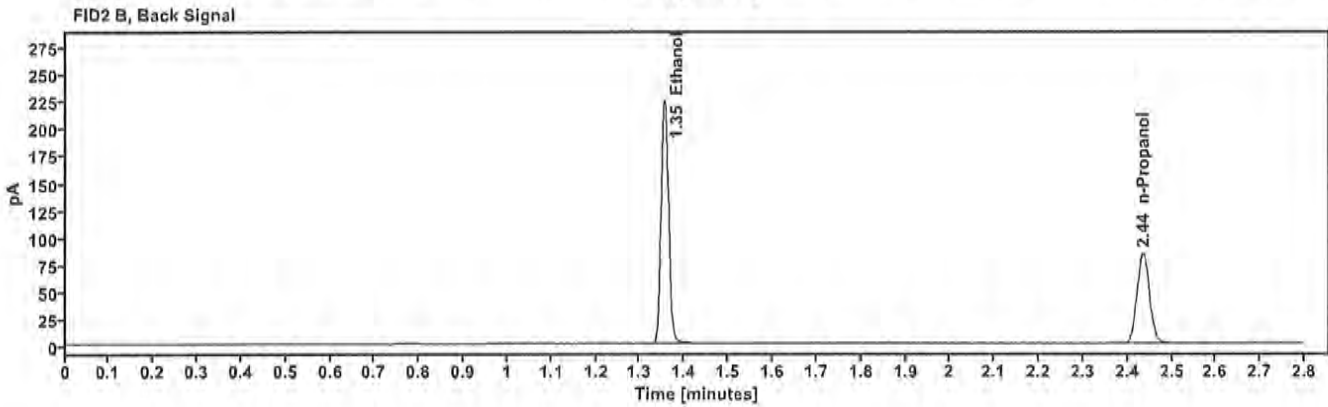
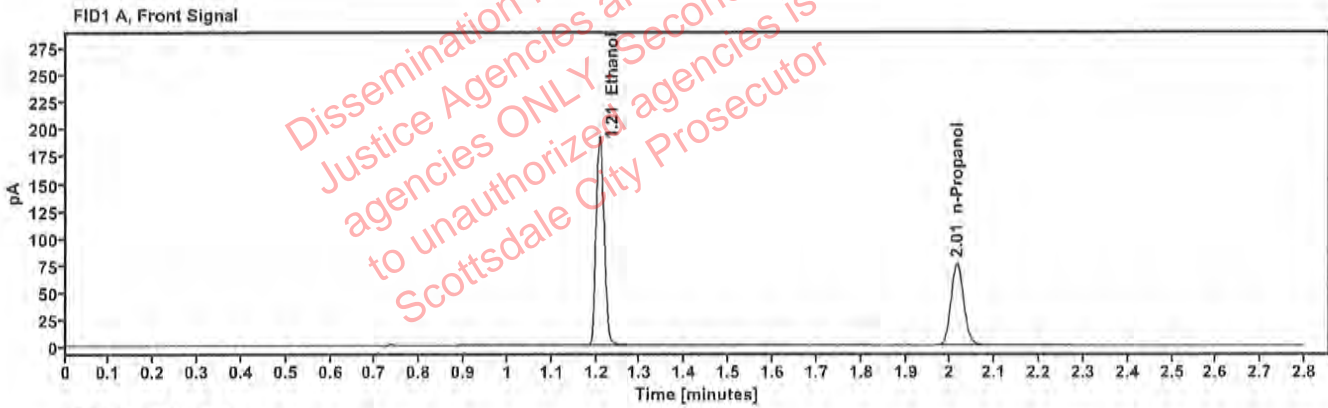


Table 1: FID 1 A (column DB-ALC1)

Compound	Time (min)	Peak Area
Ethanol	1.208	242.633
n-Propanol	2.015	149.913

Table 2: FID 2 B (column DB-ALC2)

Compound	Time (min)	Peak Area
Ethanol	1.355	267.229
n-Propanol	2.435	164.236

Scottsdale Police Department Crime Lab Volatiles Analysis

Sample:	011823WB	Vial:	5
Description:	Negative	LIMS ID:	
Method:	ethanol quant.M	Sequence:	03Jan24
Instrument:	US14173023 CN14160045	Injection date:	1/3/2024 11:44:06 AM
Data file:	C:\Chem32\1\Data\03Jan24\5.D	Analyst:	Canonico <i>EC</i>

Dissemination is restricted to Criminal Justice Agencies and authorized agencies ONLY. Secondary dissemination to unauthorized agencies is PROHIBITED. Scottsdale City Prosecutor

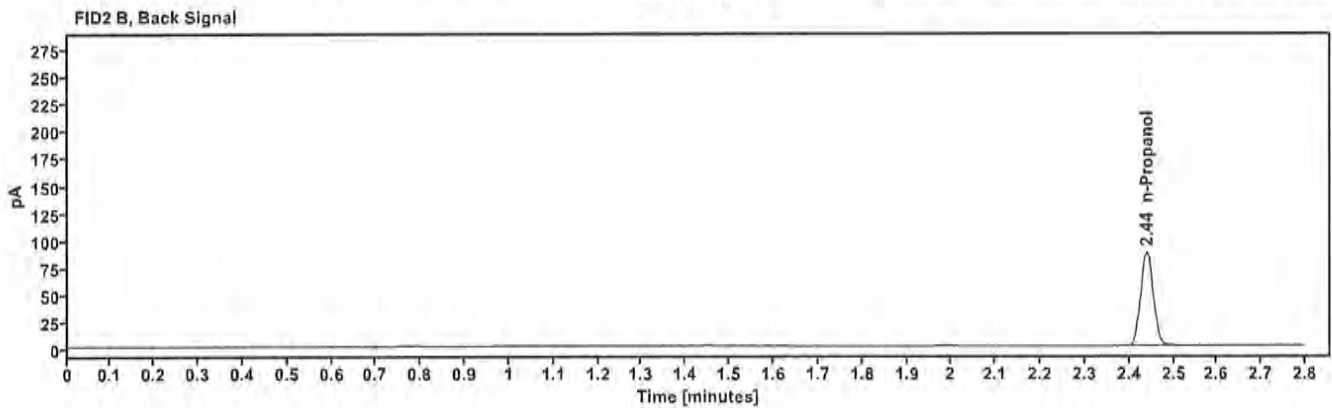
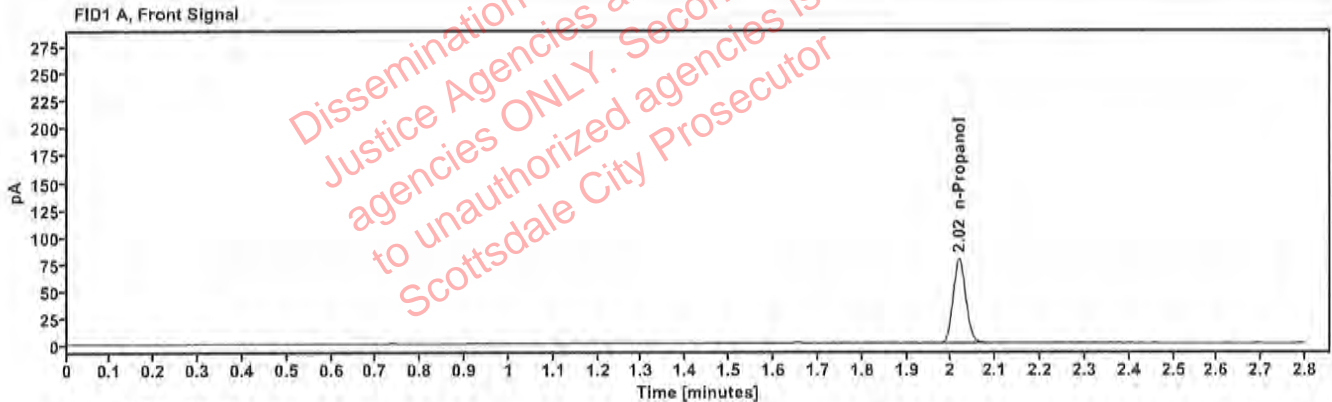


Table 1: FID 1 A (column DB-ALC1)

Compound	Amount (g/100mL)	Time (min)	Peak Area
n-Propanol	----	2.018	155.371

Table 2: FID 2 B (column DB-ALC2)

Compound	Time (min)	Peak Area
n-Propanol	2.439	170.228

Scottsdale Police Department Crime Lab Volatiles Analysis

Sample:	050721MIX	Vial:	6
Description:	Volatiles mix	LIMS ID:	
Method:	ethanol quant.M	Sequence:	03Jan24
Instrument:	US14173023 CN14160045	Injection date:	1/3/2024 11:48:06 AM
Data file:	C:\Chem32\1\Data\03Jan24\6.D	Analyst:	Canonico <i>EC</i>

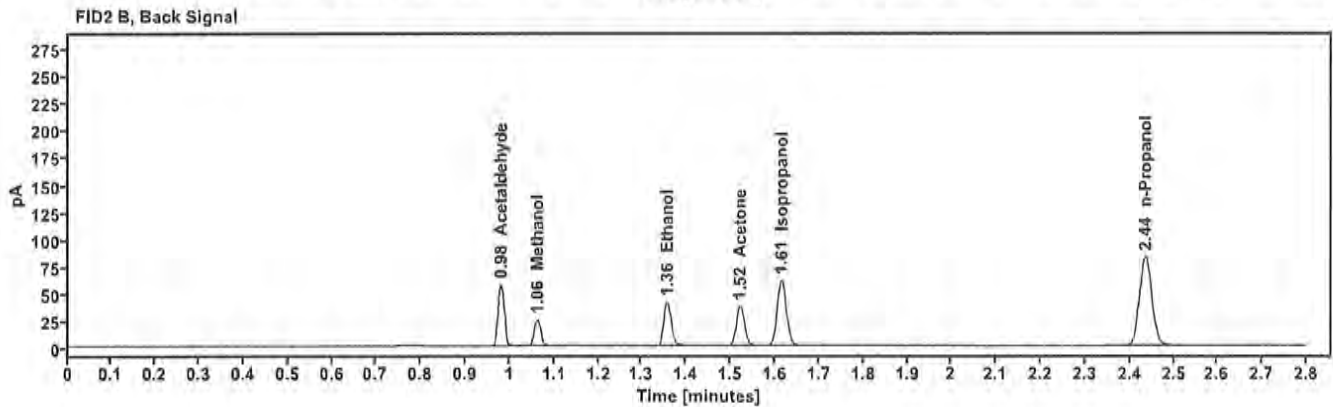
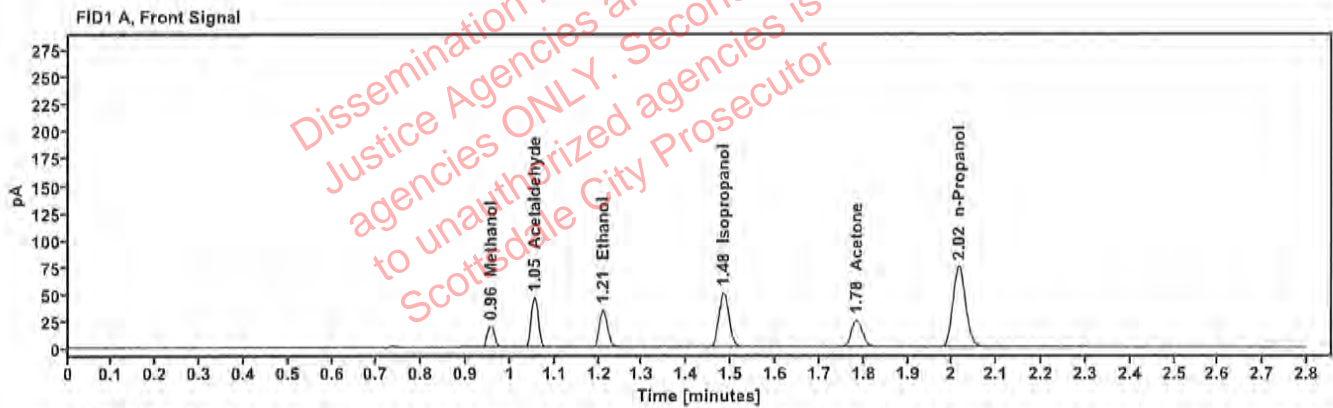


Table 1: FID 1 A (column DB-ALC1)

Compound	Amount (g/100mL)	Time (min)	Peak Area
Methanol	-----	0.956	22.497
Acetaldehyde	-----	1.054	50.203
>Ethanol	0.0742	1.210	43.982
Isopropanol	-----	1.483	80.751
Acetone	-----	1.784	43.263
n-Propanol	-----	2.015	148.333

Table 2: FID 2 B (column DB-ALC2)

Compound	Time (min)	Peak Area
Acetaldehyde	0.980	55.926
Methanol	1.061	24.958
Ethanol	1.356	48.236
Acetone	1.521	47.456
Isopropanol	1.615	89.179
n-Propanol	2.435	162.151

Scottsdale Police Department Crime Lab Volatiles Analysis

Sample: 30012020-A	Vial: 7
Description: 0.400	LIMS ID:
Method: ethanol quant.M	Sequence: 03Jan24
Instrument: US14173023 CN14160045	Injection date: 1/3/2024 11:52:21 AM
Data file: C:\Chem32\1\Data\03Jan24\7.D	Analyst: Canonico <i>EC</i>

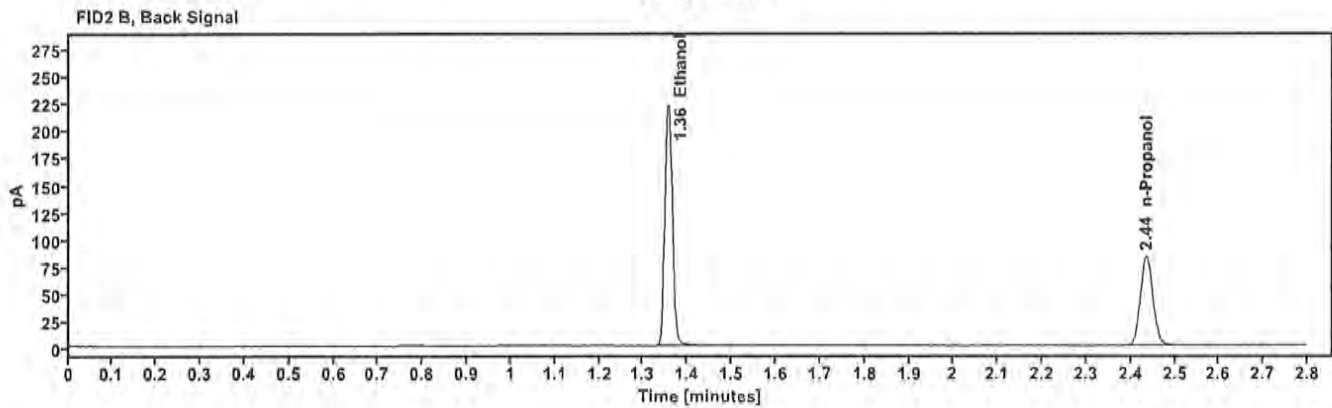
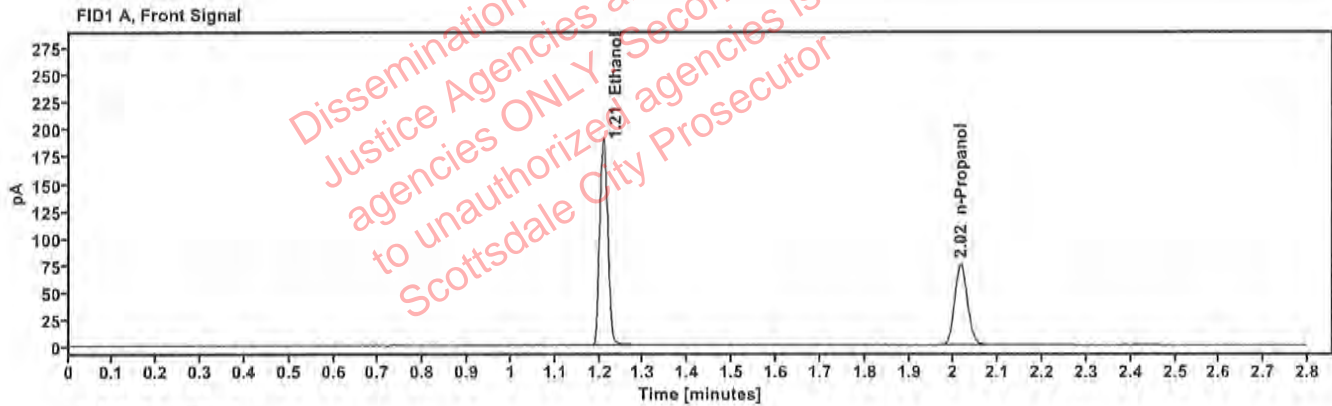


Table 1: FID 1 A (column DB-ALC1)

Compound	Amount (g/100mL)	Time (min)	Peak Area
>Ethanol	0.4019	1.208	241.398
n-Propanol	—	2.015	148.569

Table 2: FID 2 B (column DB-ALC2)

Compound	Time (min)	Peak Area
Ethanol	1.356	266.152
n-Propanol	2.436	162.493

Scottsdale Police Department Crime Lab Volatiles Analysis

Sample: 14082019-B	Vial: 8
Description: 0.040	LIMS ID:
Method: ethanol quant.M	Sequence: 03Jan24
Instrument: US14173023 CN14160045	Injection date: 1/3/2024 11:56:22 AM
Data file: C:\Chem32\1\Data\03Jan24\8.D	Analyst: Canonico 80

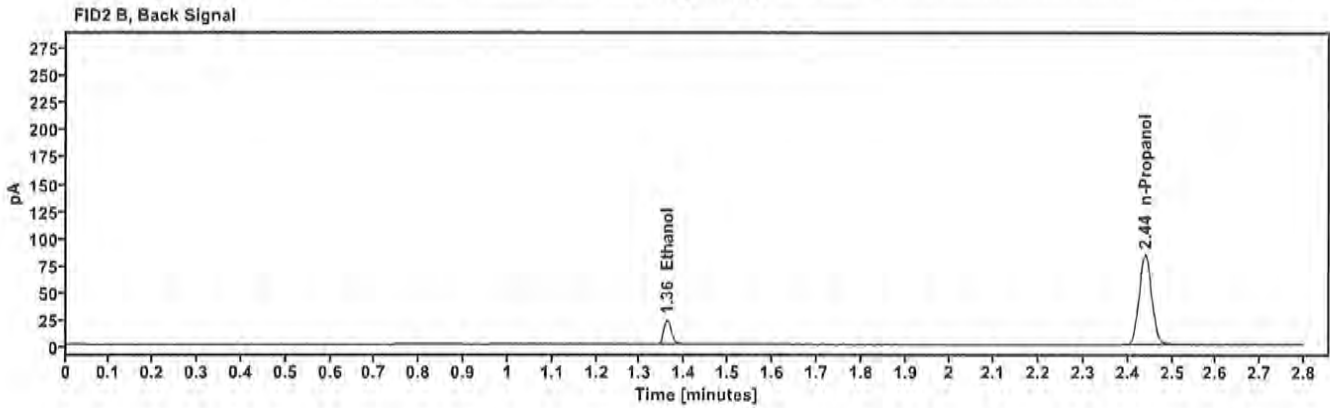
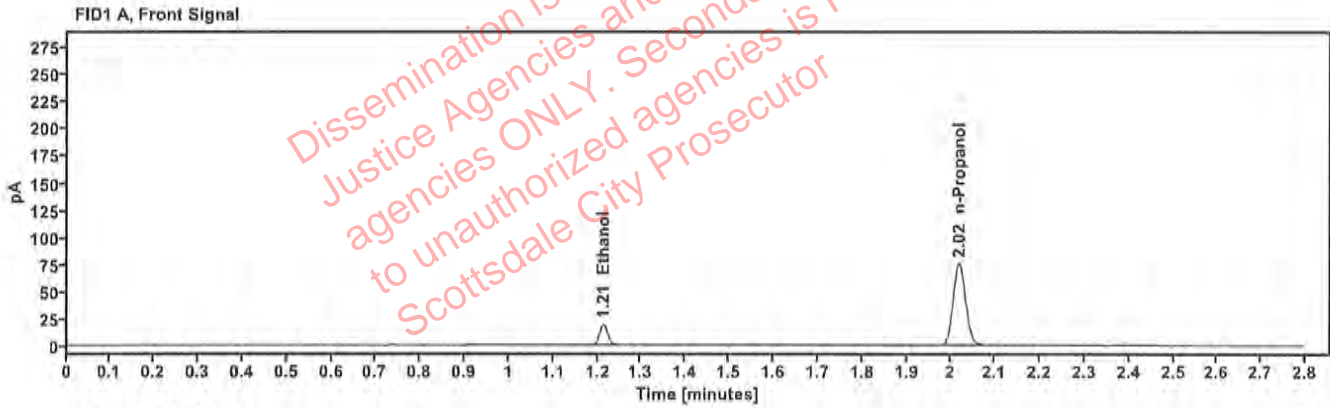


Table 1: FID 1 A (column DB-ALC1)

Compound	Amount (g/100mL)	Time (min)	Peak Area
>Ethanol	0.0417	1.213	24.784
n-Propanol	—	2.017	150.418

Table 2: FID 2 B (column DB-ALC2)

Compound	Time (min)	Peak Area
Ethanol	1.361	27.216
n-Propanol	2.439	164.681

Scottsdale Police Department Crime Lab Volatiles Analysis

Sample: 4110320133/11	Vial: 9
Description: 0.199	LIMS ID:
Method: ethanol quant.M	Sequence: 03Jan24
Instrument: US14173023 CN14160045	Injection date: 1/3/2024 12:00:21 PM
Data file: C:\Chem32\1\Data\03Jan24\9.D	Analyst: Canonico <i>EL</i>

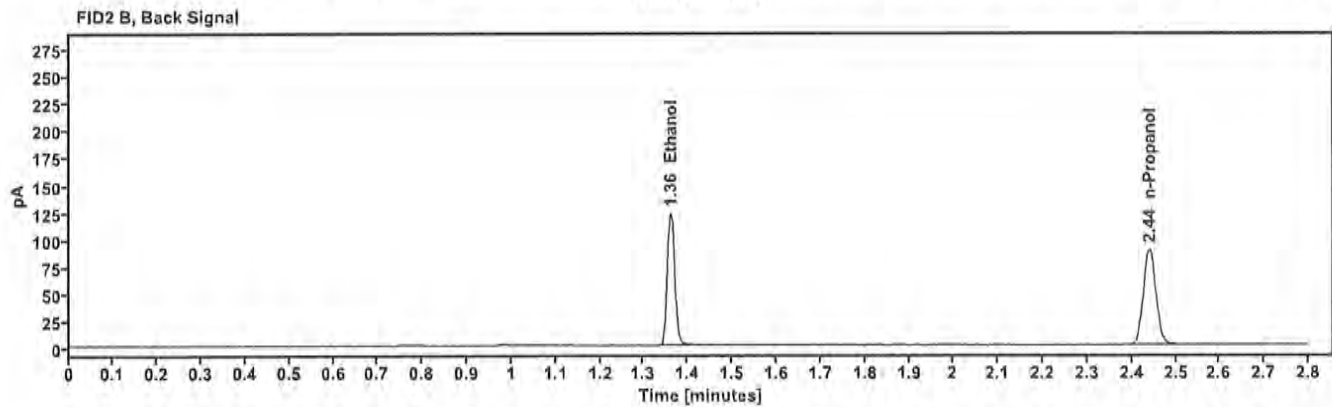
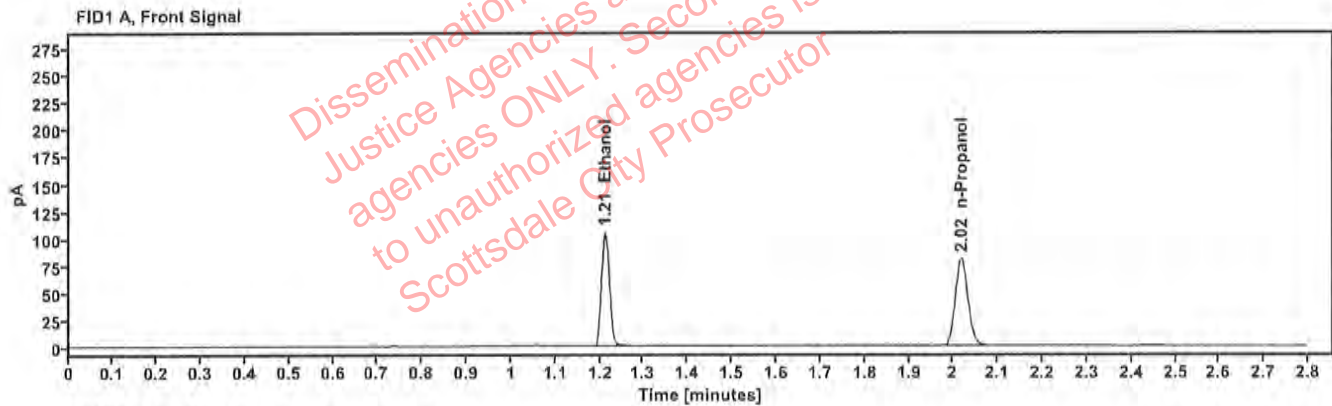


Table 1: FID 1 A (column DB-ALC1)

Compound	Amount (g/100mL)	Time (min)	Peak Area
>Ethanol	0.2069	1.212	134.084
n-Propanol	-----	2.018	160.673

Table 2: FID 2 B (column DB-ALC2)

Compound	Time (min)	Peak Area
Ethanol	1.360	147.385
n-Propanol	2.440	175.848

Scottsdale Police Department Crime Lab Volatiles Analysis

Sample:	20012020-B	Vial:	20
Description:	0.080	LIMS ID:	
Method:	ethanol quant.M	Sequence:	03Jan24
Instrument:	US14173023 CN14160045	Injection date:	1/3/2024 12:44:52 PM
Data file:	C:\Chem32\1\Data\03Jan24\20.D	Analyst:	Canonico EQ

Dissemination is restricted to Criminal Justice Agencies and authorized agencies ONLY. Secondary dissemination to unauthorized agencies is PROHIBITED
 Scottsdale City Prosecutor

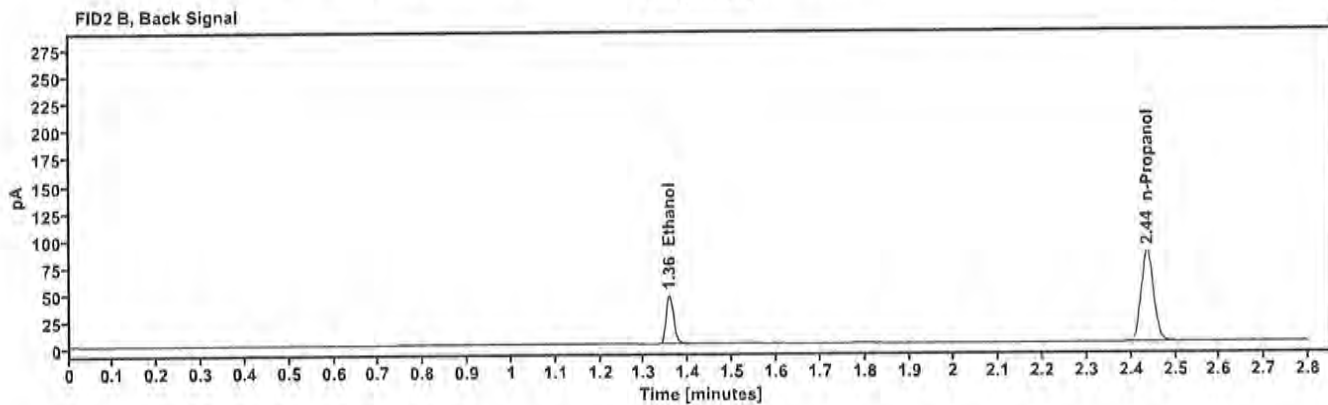
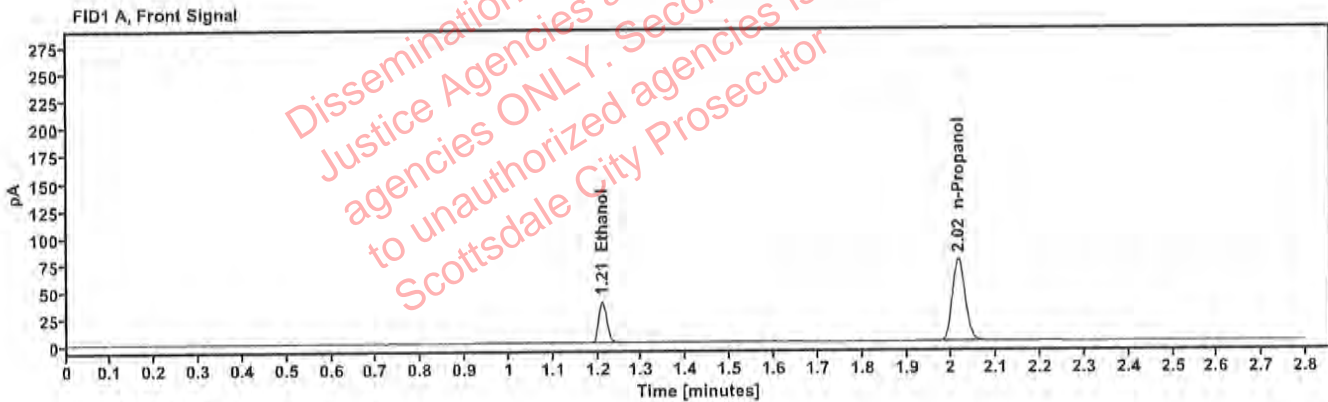


Table 1: FID 1 A (column DB-ALC1)

Compound	Amount (g/100mL)	Time (min)	Peak Area
>Ethanol	0.0807	1.210	48.909
n-Propanol	-----	2.015	151.438

Table 2: FID 2 B (column DB-ALC2)

Compound	Time (min)	Peak Area
Ethanol	1.357	53.562
n-Propanol	2.436	165.418

Scottsdale Police Department Crime Lab Volatiles Analysis

Sample:	4110320133/11	Vial:	31
Description:	0.199	LIMS ID:	
Method:	ethanol quant.M	Sequence:	03Jan24
Instrument:	US14173023 CN14160045	Injection date:	1/3/2024 1:29:22 PM
Data file:	C:\Chem32\1\Data\03Jan24\31.D	Analyst:	Canonico <i>EC</i>

Dissemination is restricted to Criminal Justice Agencies and authorized ONLY. Secondary dissemination to unauthorized agencies is PROHIBITED. Scottsdale City Prosecutor

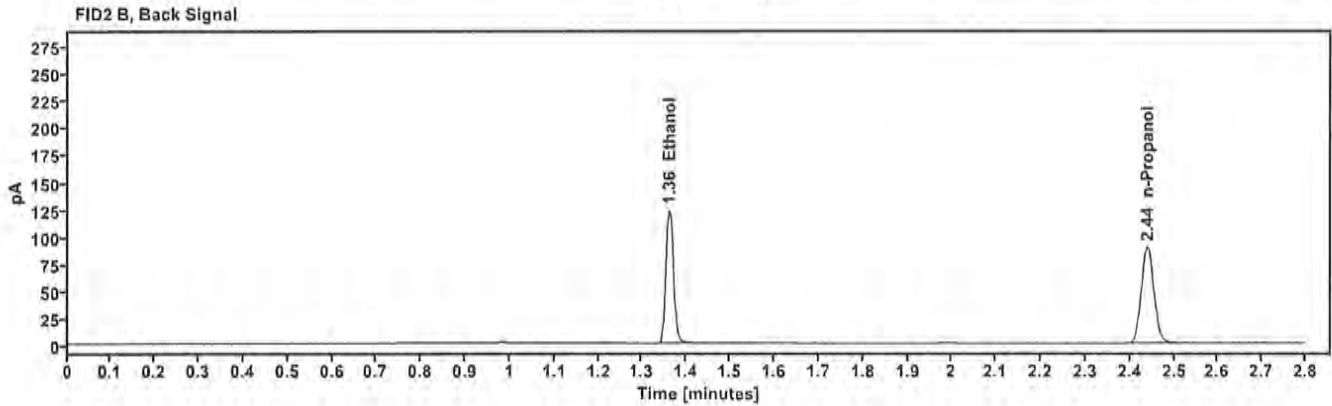
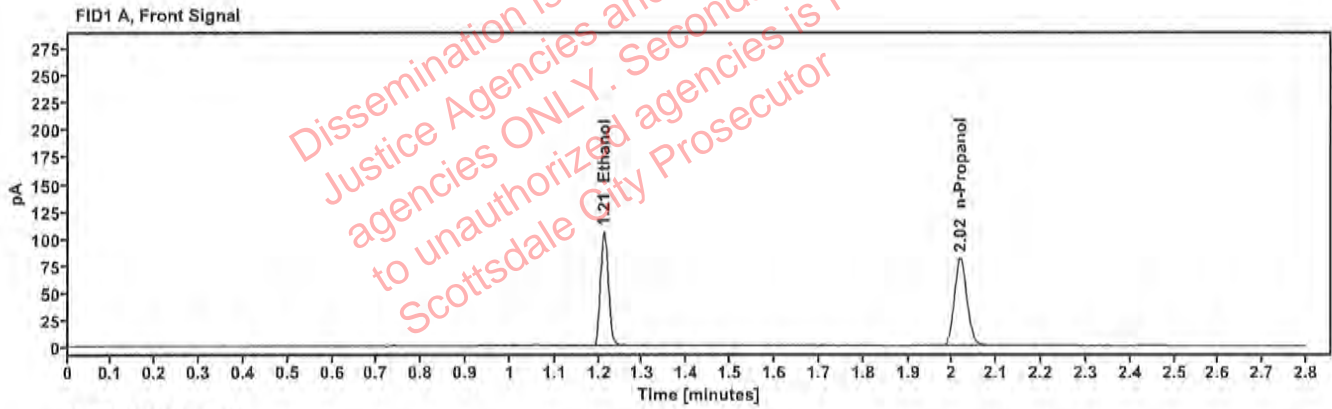


Table 1: FID 1 A (column DB-ALC1)

Compound	Amount (g/100mL)	Time (min)	Peak Area
>Ethanol	0.2076	1.212	134.700
n-Propanol	-----	2.018	160.873

Table 2: FID 2 B (column DB-ALC2)

Compound	Time (min)	Peak Area
Ethanol	1.361	147.775
n-Propanol	2.440	175.842

Scottsdale Police Department Crime Lab Volatiles Analysis

Sample: 20012020-B	Vial: 42
Description: 0.080	LIMS ID:
Method: ethanol quant.M	Sequence: 03Jan24
Instrument: US14173023 CN14160045	Injection date: 1/3/2024 2:13:36 PM
Data file: C:\Chem32\1\Data\03Jan24\42.D	Analyst: Canonico <i>PC</i>

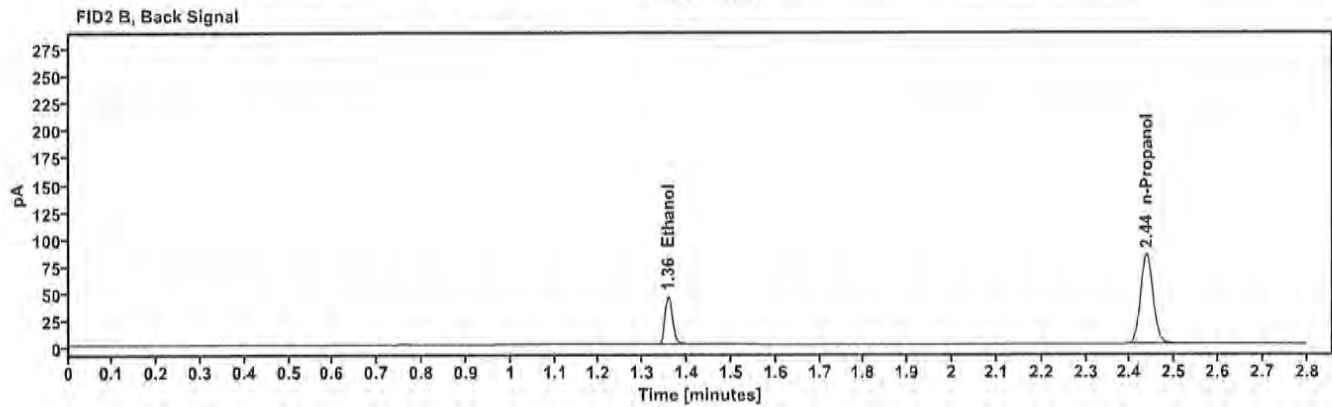
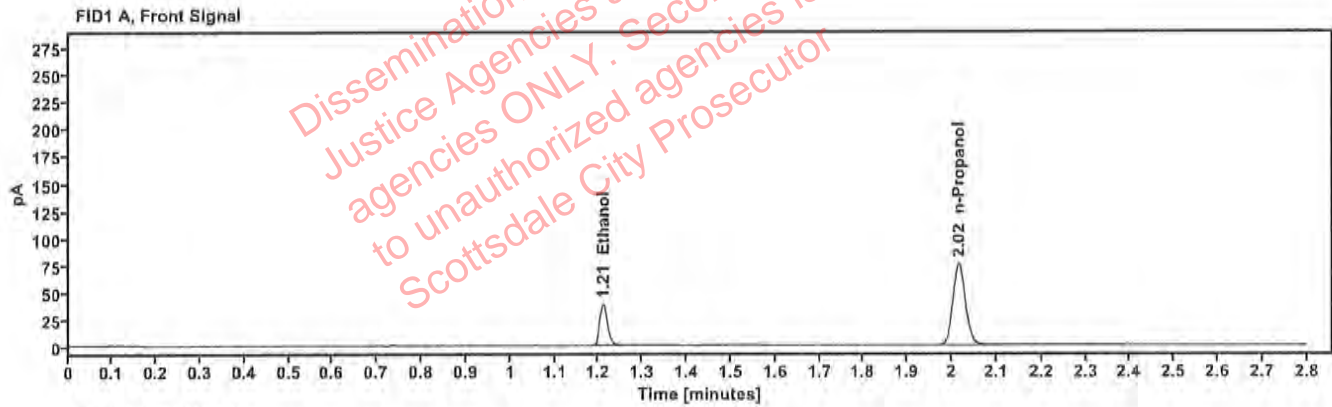


Table 1: FID 1 A (column DB-ALC1)

Compound	Amount (g/100mL)	Time (min)	Peak Area
>Ethanol	0.0809	1.210	48.492
n-Propanol	-----	2.016	149.744

Table 2: FID 2 B (column DB-ALC2)

Compound	Time (min)	Peak Area
Ethanol	1.357	53.199
n-Propanol	2.436	163.733

Scottsdale Police Department Crime Lab Volatiles Analysis

Sample:	30012020-A	Vial:	53
Description:	0.400	LIMS ID:	
Method:	ethanol quant.M	Sequence:	03Jan24
Instrument:	US14173023 CN14160045	Injection date:	1/3/2024 2:58:07 PM
Data file:	C:\Chem32\1\Data\03Jan24\53.D	Analyst:	Canonico <i>EC</i>

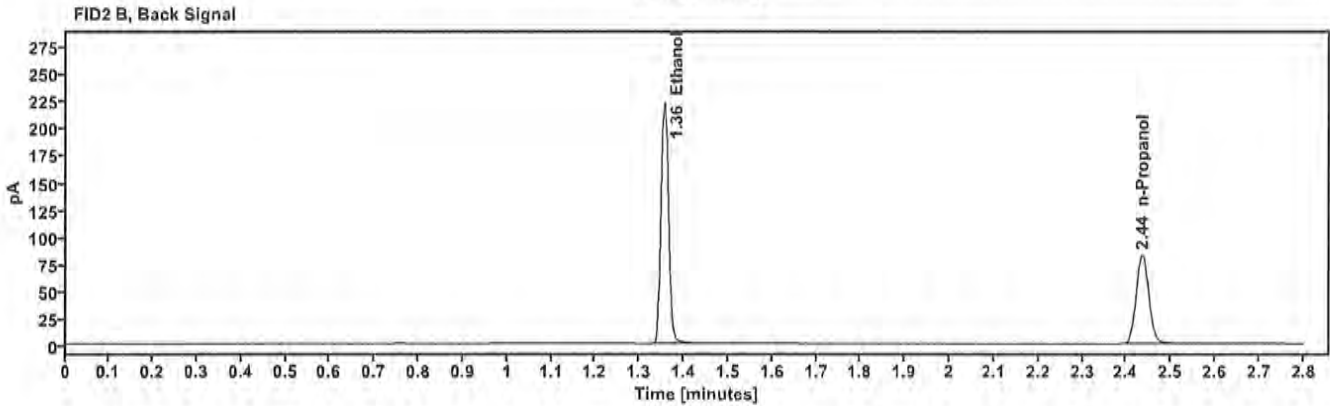
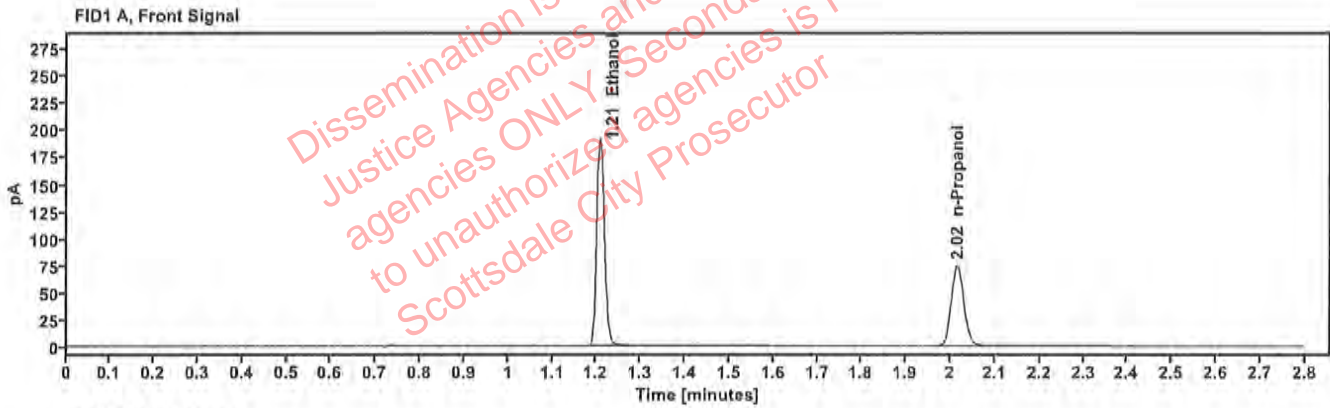


Table 1: FID 1 A (column DB-ALC1)

Compound	Amount (g/100mL)	Time (min)	Peak Area
>Ethanol	0.4027	1.208	241.322
n-Propanol	-----	2.015	148.193

Table 2: FID 2 B (column DB-ALC2)

Compound	Time (min)	Peak Area
Ethanol	1.356	266.183
n-Propanol	2.436	162.004

Scottsdale Police Department Crime Lab Volatiles Analysis

Sample:	14082019-B	Vial:	54
Description:	0.040	LIMS ID:	
Method:	ethanol quant.M	Sequence:	03Jan24
Instrument:	US14173023 CN14160045	Injection date:	1/3/2024 3:02:07 PM
Data file:	C:\Chem321\Data\03Jan24\54.D	Analyst:	Canonico <i>EC</i>

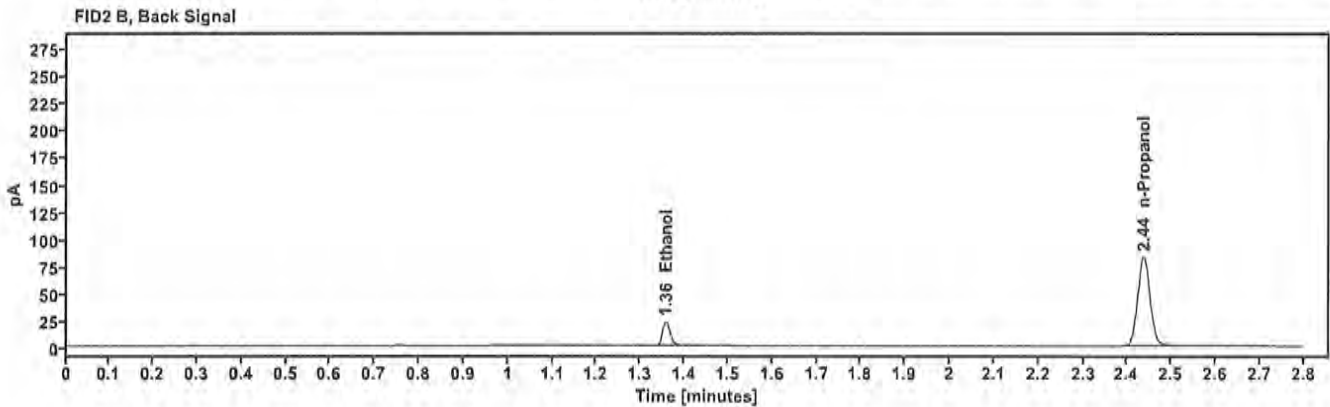
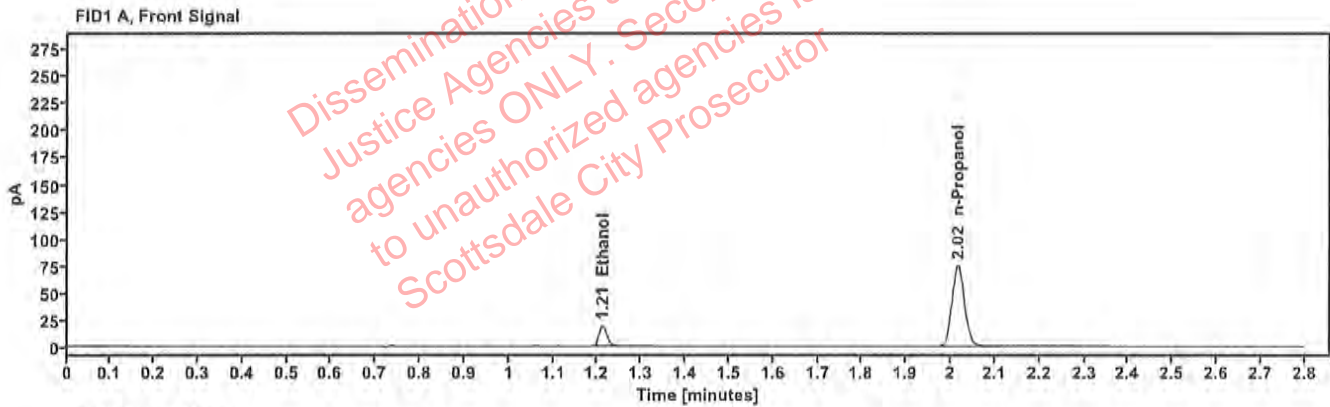


Table 1: FID 1 A (column DB-ALC1)

Compound	Amount (g/100mL)	Time (min)	Peak Area
>Ethanol	0.0413	1.211	24.329
n-Propanol	---	2.016	149.144

Table 2: FID 2 B (column DB-ALC2)

Compound	Time (min)	Peak Area
Ethanol	1.358	26.680
n-Propanol	2.437	162.938

Scottsdale Police Department Crime Lab Volatiles Analysis

Sample: 4110320133/11	Vial: 55
Description: 0.199	LIMS ID:
Method: ethanol quant.M	Sequence: 03Jan24
Instrument: US14173023 CN14160045	Injection date: 1/3/2024 3:06:23 PM
Data file: C:\Chem32\1\Data\03Jan24\55.D	Analyst: Canonico <i>EC</i>

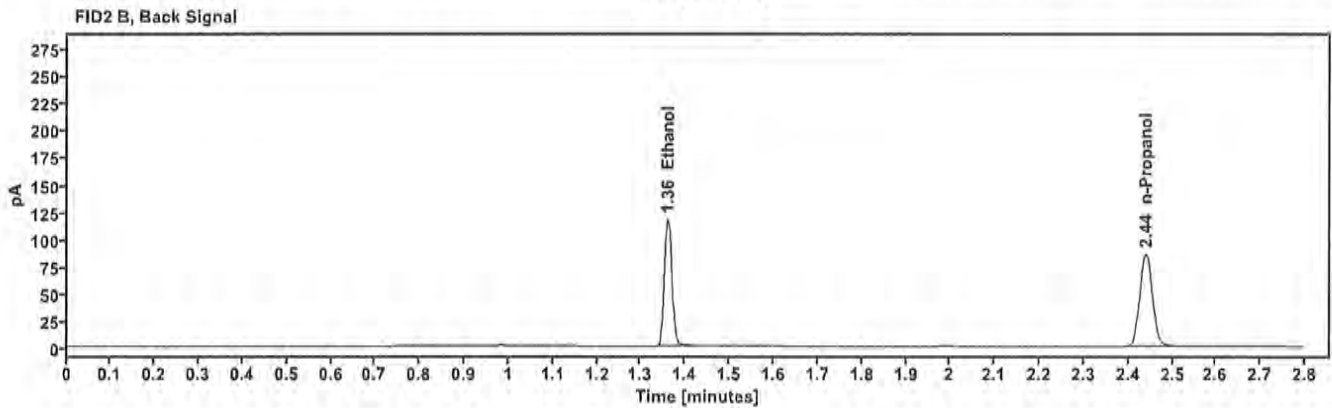
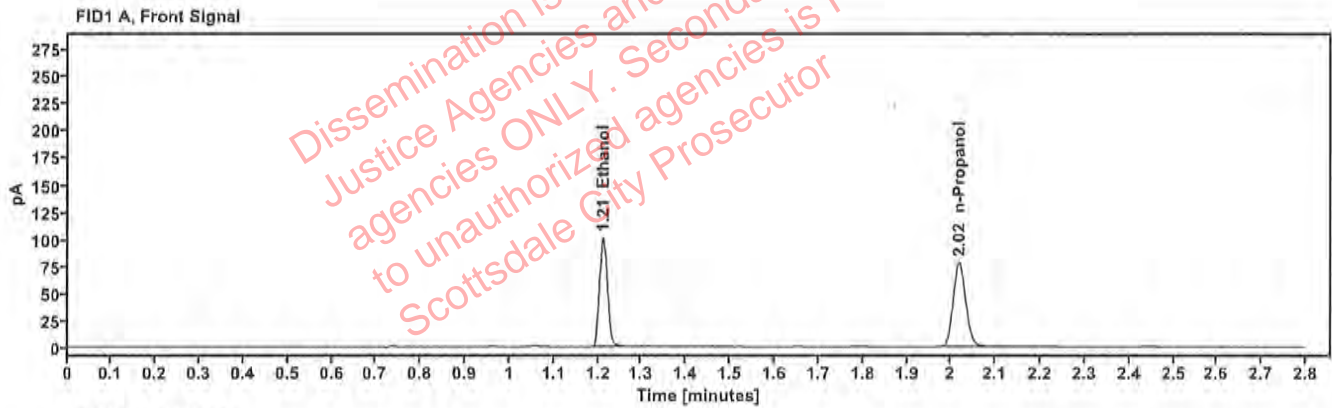


Table 1: FID 1 A (column DB-ALC1)

Compound	Amount (g/100mL)	Time (min)	Peak Area
>Ethanol	0.2048	1.211	128.297
n-Propanol	---	2.018	155.342

Table 2: FID 2 B (column DB-ALC2)

Compound	Time (min)	Peak Area
Ethanol	1.360	140.933
n-Propanol	2.439	169.730

Scottsdale Police Department Crime Lab Volatiles Analysis

Sample: 092223AQ	Vial: 56
Description: Negative	LIMS ID:
Method: ethanol quant.M	Sequence: 03Jan24
Instrument: US14173023 CN14160045	Injection date: 1/3/2024 3:10:22 PM
Data file: C:\Chem32\1\Data\03Jan24\56.D	Analyst: Canonico <i>EC</i>

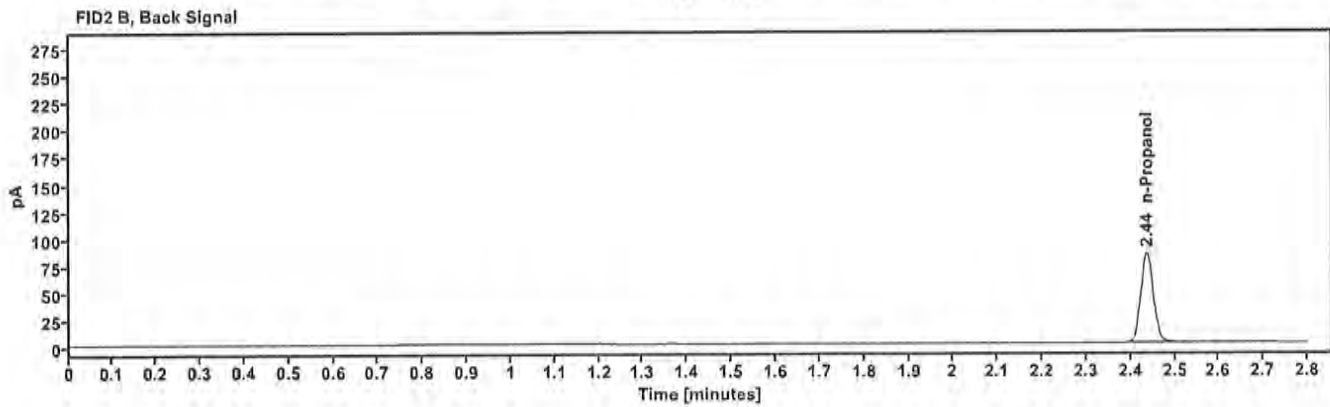
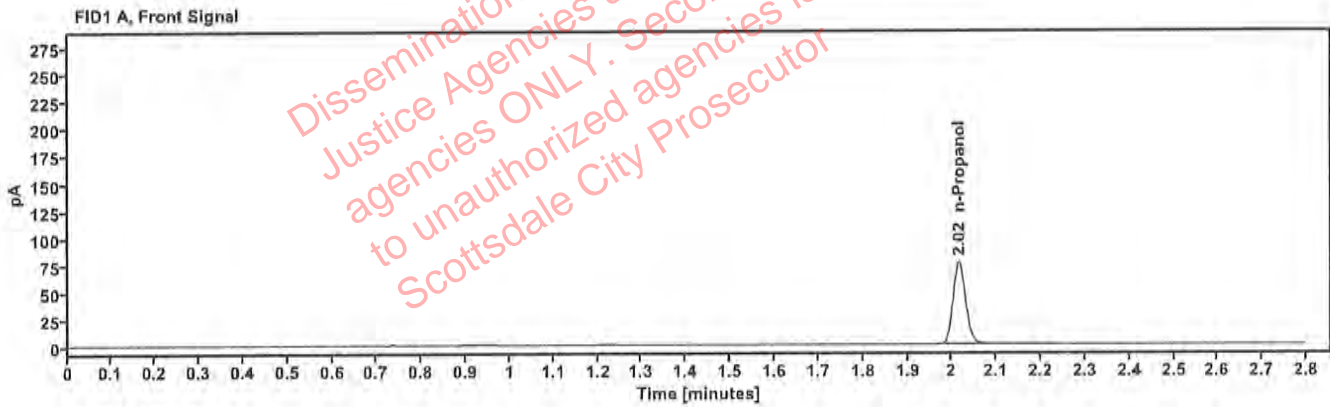


Table 1: FID 1 A (column DB-ALC1)

Compound	Amount (g/100mL)	Time (min)	Peak Area
n-Propanol	---	2.016	150.719

Table 2: FID 2 B (column DB-ALC2)

Compound	Time (min)	Peak Area
n-Propanol	2.437	164.614

Sequence Summary

Sequence name: 03Jan24 Instrument: US14173023 CN14160045 Analyst: Canonico *ec*

Vial	Sample	Description	Type	LIMS ID	Method
1	FN03122113	0.020 calibrator	Calibration		ethanol quant.M
2	FN111172002	0.100 calibrator	Calibration		ethanol quant.M
3	FN03132302	0.200 calibrator	Calibration		ethanol quant.M
4	FN03052102	0.400 calibrator	Calibration		ethanol quant.M
5	011823WB	Negative	Control		ethanol quant.M
6	050721MIX	Volatiles mix	Control		ethanol quant.M
7	30012020-A	0.400	Control		ethanol quant.M
8	14082019-B	0.040	Control		ethanol quant.M
9	4110320133/11	0.199	Control		ethanol quant.M
10	409-01A.W.		Sample		ethanol quant.M
11	409-01A.W.		Sample		ethanol quant.M
12	414-01E.G.		Sample		ethanol quant.M
13	414-01E.G.		Sample		ethanol quant.M
14	2325602-2		Sample		ethanol quant.M
15	2325602-2		Sample		ethanol quant.M
16	2325526-2		Sample		ethanol quant.M
17	2325526-2		Sample		ethanol quant.M
18	2326051-2		Sample		ethanol quant.M
19	2326051-2		Sample		ethanol quant.M
20	20012020-B	0.080	Control		ethanol quant.M
21	2323677-3		Sample		ethanol quant.M
22	2323677-3		Sample		ethanol quant.M
23	2325905-2		Sample		ethanol quant.M
24	2325905-2		Sample		ethanol quant.M
25	2326243-2		Sample		ethanol quant.M
26	2326243-2		Sample		ethanol quant.M
27	2325722-2		Sample		ethanol quant.M
28	2325722-2		Sample		ethanol quant.M
29	2325844-2		Sample		ethanol quant.M
30	2325844-2		Sample		ethanol quant.M
31	4110320133/11	0.199	Control		ethanol quant.M
32	2326344-1		Sample		ethanol quant.M
33	2326344-1		Sample		ethanol quant.M
34	2326346-2		Sample		ethanol quant.M
35	2326346-2		Sample		ethanol quant.M
36	2326345-1		Sample		ethanol quant.M
37	2326345-1		Sample		ethanol quant.M
38	2326476-2		Sample		ethanol quant.M
39	2326476-2		Sample		ethanol quant.M
40	2326492-1		Sample		ethanol quant.M
41	2326492-1		Sample		ethanol quant.M
42	20012020-B	0.080	Control		ethanol quant.M
43	2326497-2		Sample		ethanol quant.M
44	2326497-2		Sample		ethanol quant.M
45	334-01W.B.		Sample		ethanol quant.M
46	334-01W.B.		Sample		ethanol quant.M
47	2326663-3		Sample		ethanol quant.M

Dissemination is restricted to Criminal Justice Agencies and authorized agencies in NY. Secondary dissemination to unauthorized agencies is PROHIBITED. Scottsdale City Prosecutor

Sequence Summary

El

48	2326663-3		Sample		ethanol quant.M
49	2326683-2		Sample		ethanol quant.M
50	2326683-2		Sample		ethanol quant.M
51	2325768-2		Sample		ethanol quant.M
52	2325768-2		Sample		ethanol quant.M
53	30012020-A	0.400	Control		ethanol quant.M
54	14082019-B	0.040	Control		ethanol quant.M
55	4110320133/11	0.199	Control		ethanol quant.M
56	092223AQ	Negative	Control		ethanol quant.M

Dissemination is restricted to Criminal Justice Agencies and authorized agencies ONLY. Secondary dissemination to unauthorized agencies is PROHIBITED.
Scottsdale City Prosecutor

Scottsdale Police Department Crime Laboratory Summary of Cases

SEQUENCE NAME: 03Jan24

ANALYST: Canonico E

Vials	Test 1 (g/dL)	Test 2 (g/dL)	Mean (g/dL)	Percent Difference*	Absolute Difference (g/dL)*
10 11	0.1202	0.1179	0.11905	0.97	0.00115
12 13	0.0756	0.0768	0.07620	0.79	0.00060
14 15	0.2043	0.2049	0.20460	0.15	0.00030
16 17	0.1371	0.1371	0.13710	0.00	0.00000
18 19	0.1467	0.1506	0.14865	1.31	0.00195
21 22	0.0929	0.0918	0.09235	0.60	0.00055
23 24	0.1770	0.1809	0.17895	1.09	0.00195
25 26	0.0875	0.0870	0.08725	0.29	0.00025
27 28	0.1043	0.1061	0.10520	0.86	0.00090
29 30	0.2618	0.2604	0.26110	0.27	0.00070
32 33	0.1012	0.1012	0.10120	0.00	0.00000
34 35	0.2134	0.2151	0.21425	0.40	0.00085
36 37	0.0817	0.0812	0.08145	0.31	0.00025
38 39	0.2089	0.2105	0.20970	0.38	0.00080
40 41	0.0101	0.0100	0.01005	0.50	0.00005
43 44	0.0911	0.0930	0.09205	1.03	0.00095
45 46	0.1331	0.1329	0.13300	0.08	0.00010
47 48	0.3005	0.3027	0.30160	0.36	0.00110
49 50	0.2480	0.2470	0.24750	0.20	0.00050
51 52	0.0933	0.0939	0.09360	0.32	0.00030

*Calculated differences are differences from the mean of the two results.

Scottsdale Police Department Crime Lab Volatiles Analysis

Sample:	409-01A.W.	Vial:	10
Description:	██████████	LIMS ID:	██████████
Method:	ethanol quant.M	Sequence:	03Jan24
Instrument:	US14173023 CN14160045	Injection date:	1/3/2024 12:04:22 PM
Data file:	C:\Chem32\1\Data\03Jan24\10.D	Analyst:	Canonico

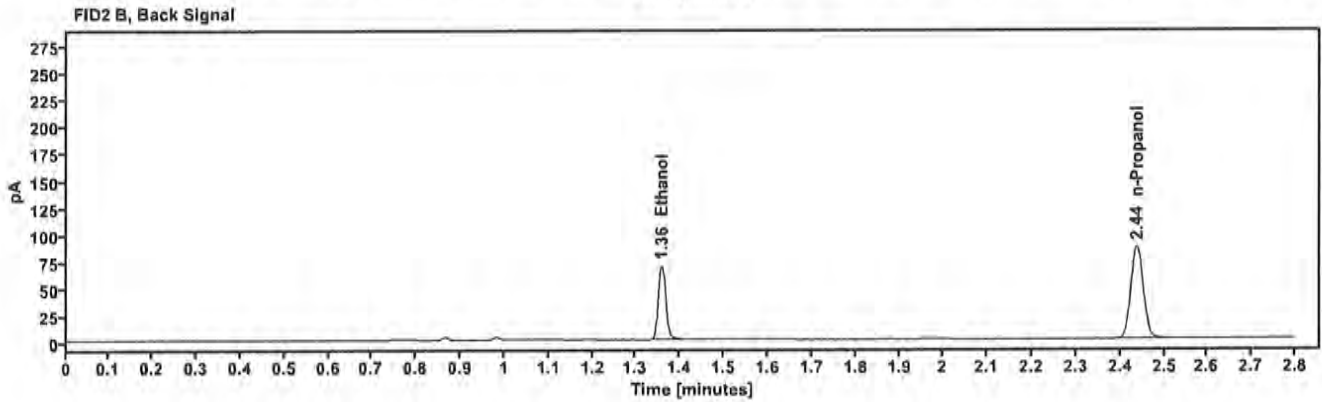
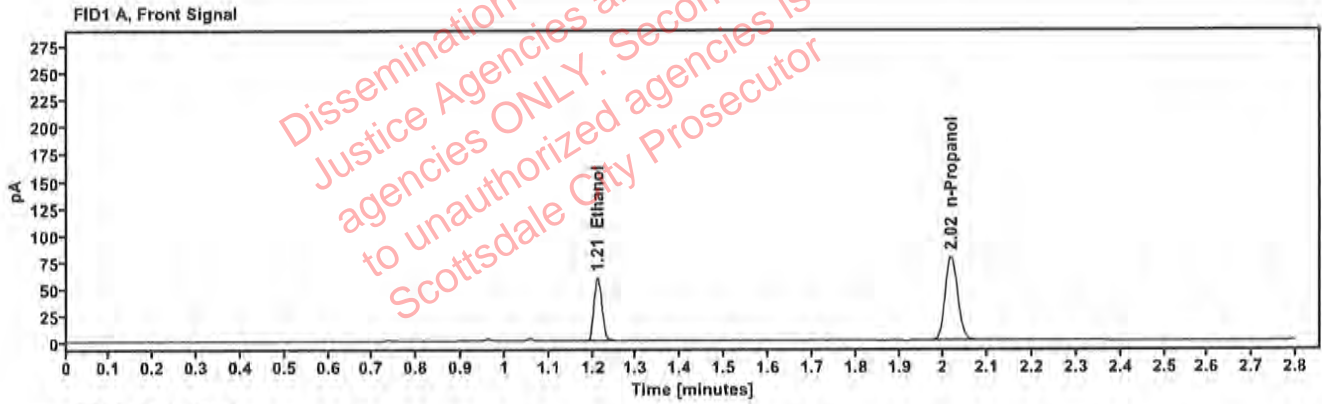


Table 1: FID 1 A (column DB-ALC1)

Compound	Amount (g/100mL)	Time (min)	Peak Area
>Ethanol	0.1202	1.211	75.186
n-Propanol	—	2.017	155.592

Table 2: FID 2 B (column DB-ALC2)

Compound	Time (min)	Peak Area
Ethanol	1.359	82.466
n-Propanol	2.438	170.133

Scottsdale Police Department Crime Lab Volatiles Analysis

Sample:	409-01A.W.	Vial:	11
Description:	██████████	LIMS ID:	██████████
Method:	ethanol quant.M	Sequence:	03Jan24
Instrument:	US14173023 CN14160045	Injection date:	1/3/2024 12:08:22 PM
Data file:	C:\Chem32\1\Data\03Jan24\11.D	Analyst:	Canonico

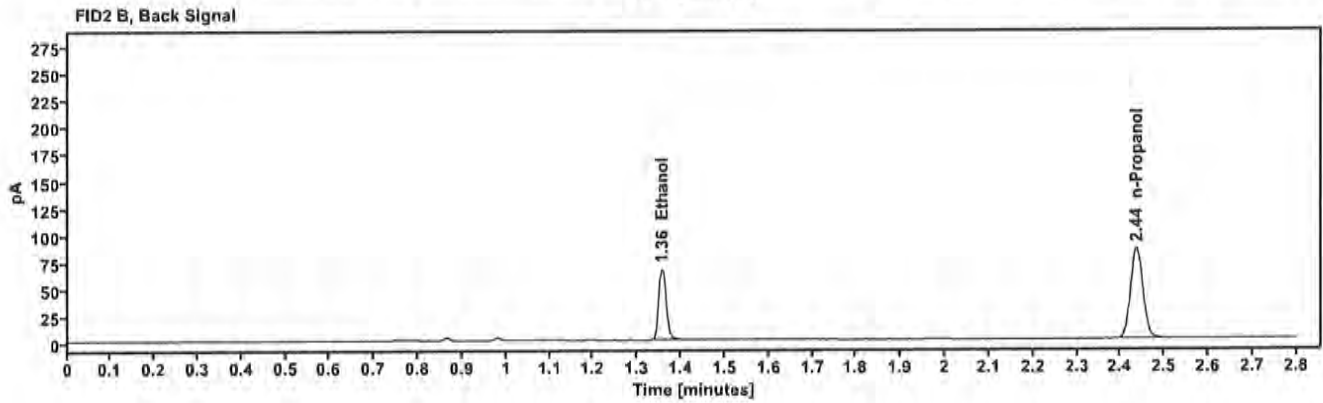
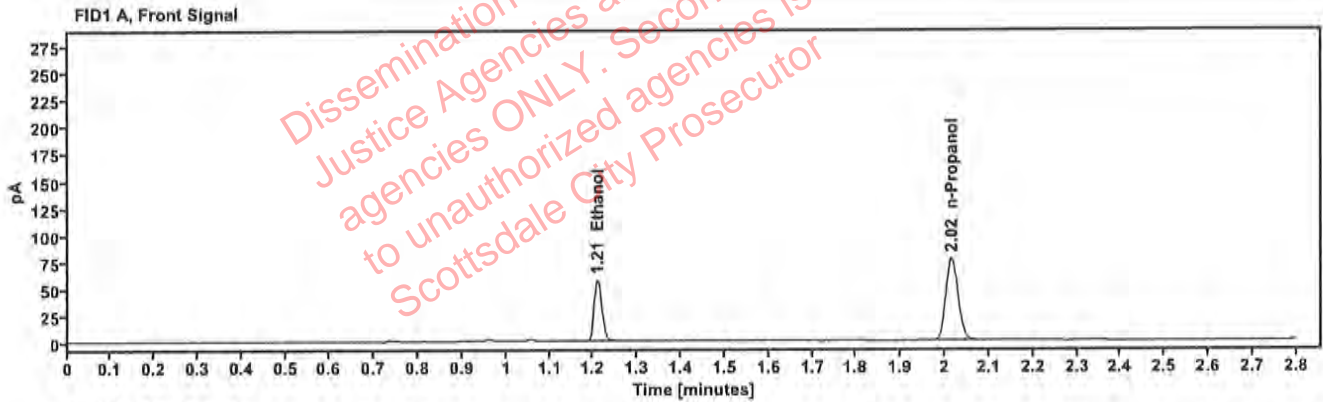


Table 1: FID 1 A (column DB-ALC1)

Compound	Amount (g/100mL)	Time (min)	Peak Area
>Ethanol	0.1179	1.209	72.036
n-Propanol	—	2.015	151.985

Table 2: FID 2 B (column DB-ALC2)

Compound	Time (min)	Peak Area
Ethanol	1.356	78.934
n-Propanol	2.436	166.201

Scottsdale Police Department Crime Lab Volatiles Analysis

Sample:	414-01E.G.	Vial:	12
Description:	[REDACTED]	LIMS ID:	[REDACTED]
Method:	ethanol quant.M	Sequence:	03Jan24
Instrument:	US14173023 CN14160045	Injection date:	1/3/2024 12:12:22 PM
Data file:	C:\Chem32\1\Data\03Jan24\12.D	Analyst:	Canonico

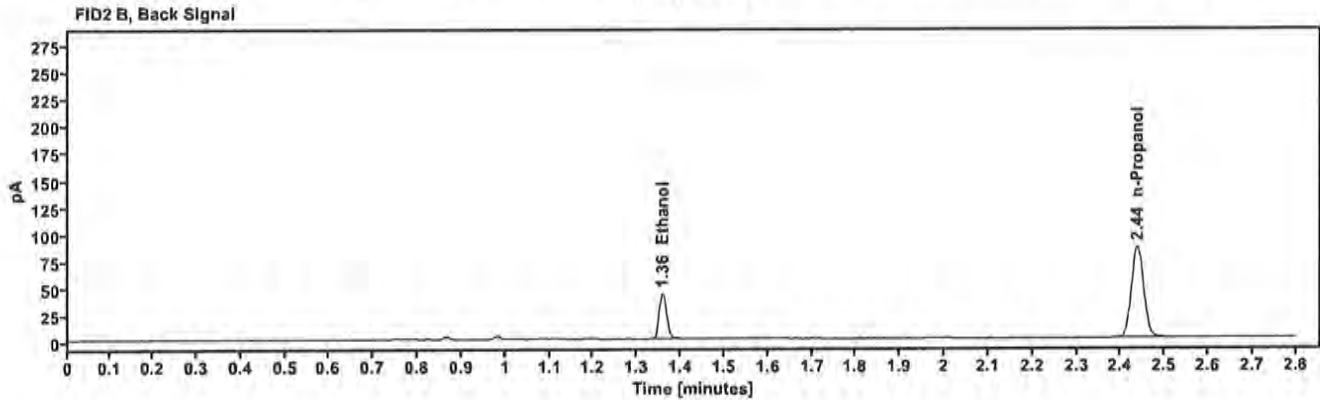
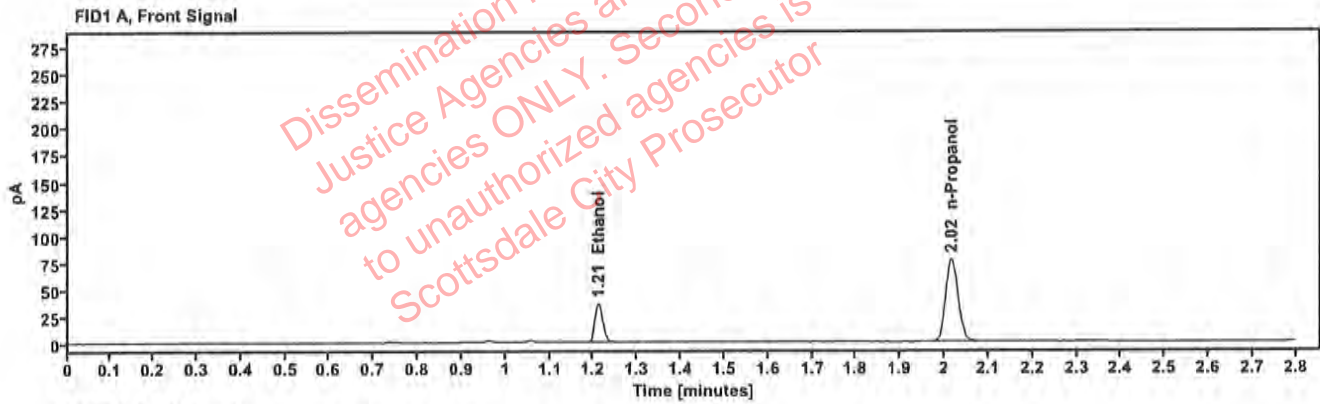


Table 1: FID 1 A (column DB-ALC1)

Compound	Amount (g/100mL)	Time (min)	Peak Area
>Ethanol	0.0756	1.211	46.196
n-Propanol	---	2.016	152.707

Table 2: FID 2 B (column DB-ALC2)

Compound	Time (min)	Peak Area
Ethanol	1.358	50.673
n-Propanol	2.437	167.201

Scottsdale Police Department Crime Lab Volatiles Analysis

Sample:	414-01E.G.	Vial:	13
Description:	██████████	LIMS ID:	██████████
Method:	ethanol quant.M	Sequence:	03Jan24
Instrument:	US14173023 CN14160045	Injection date:	1/3/2024 12:16:37 PM
Data file:	C:\Chem32\1\Data\03Jan24\13.D	Analyst:	Canonico

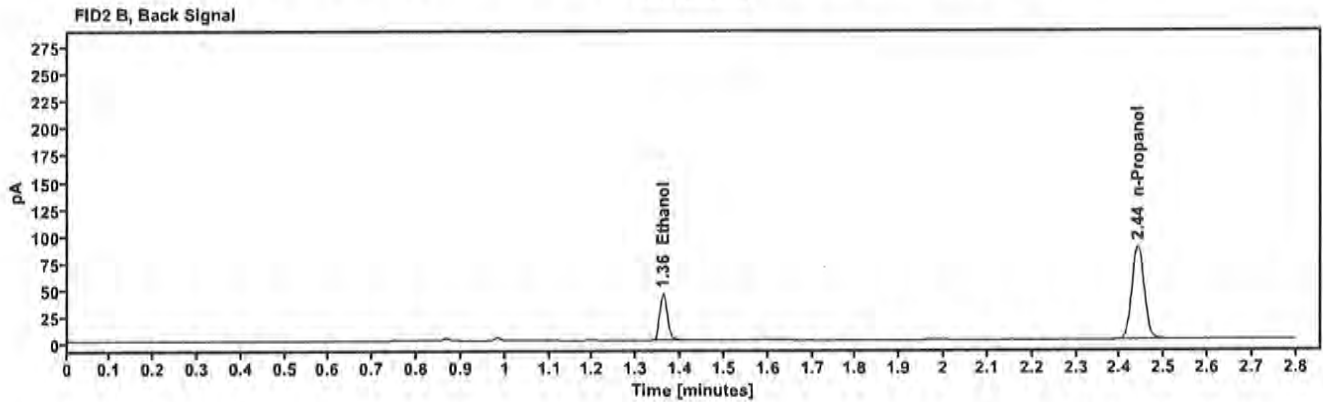
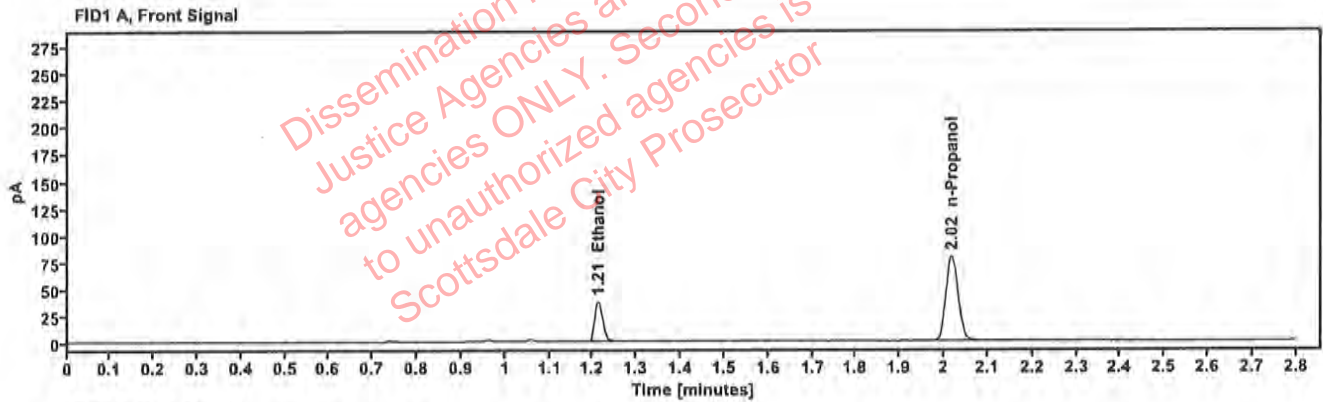


Table 1: FID 1 A (column DB-ALC1)

Compound	Amount (g/100mL)	Time (min)	Peak Area
>Ethanol	0.0768	1.212	48.243
n-Propanol	—	2.018	156.951

Table 2: FID 2 B (column DB-ALC2)

Compound	Time (min)	Peak Area
Ethanol	1.361	52.726
n-Propanol	2.440	171.888

Scottsdale Police Department Crime Lab Volatiles Analysis

Sample:	2325602-2	Vial:	14
Description:	[REDACTED]	LIMS ID:	[REDACTED]
Method:	ethanol quant.M	Sequence:	03Jan24
Instrument:	US14173023 CN14160045	Injection date:	1/3/2024 12:20:37 PM
Data file:	C:\Chem32\1\Data\03Jan24\14.D	Analyst:	Canonico

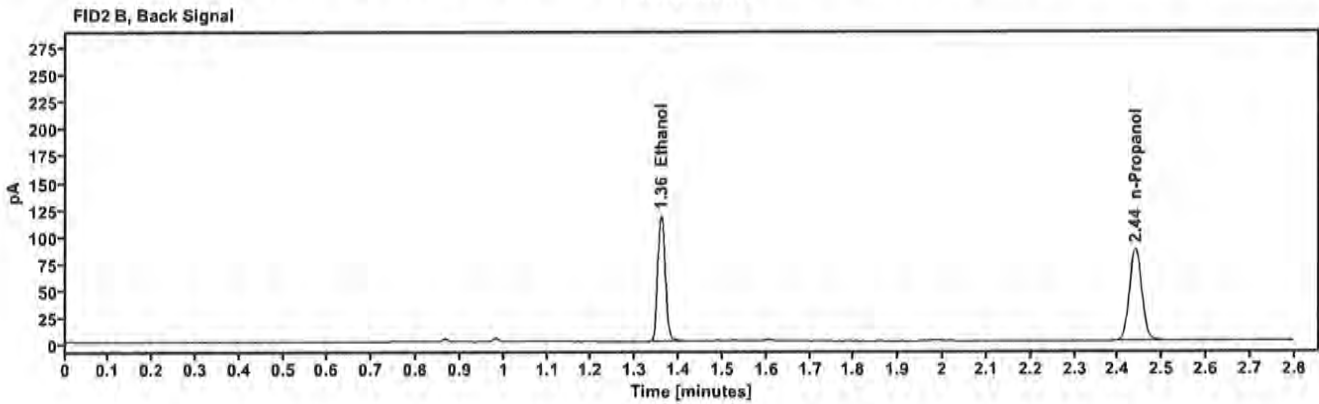
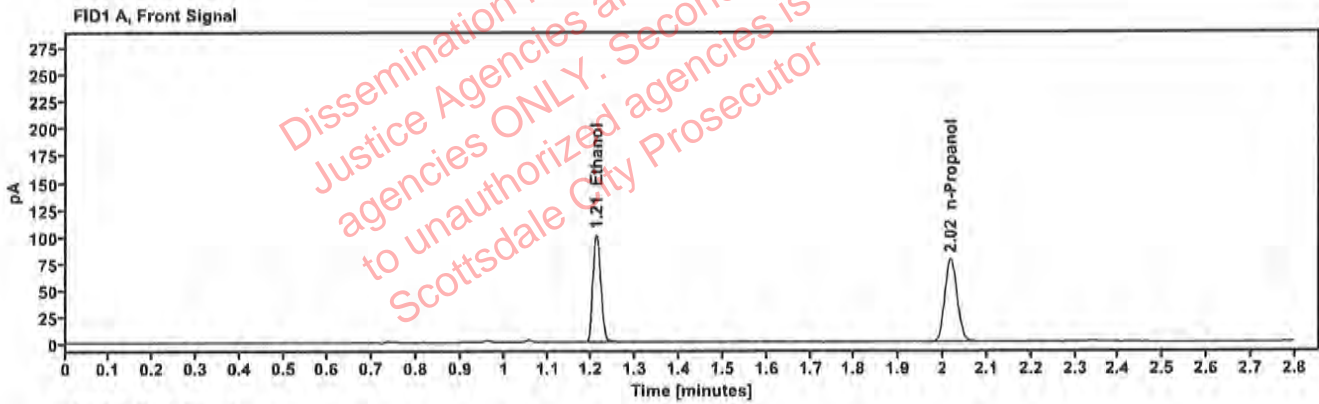


Table 1: FID 1 A (column DB-ALC1)

Compound	Amount (g/100mL)	Time (min)	Peak Area
>Ethanol	0.2043	1.211	127.778
n-Propanol	---	2.017	155.057

Table 2: FID 2 B (column DB-ALC2)

Compound	Time (min)	Peak Area
Ethanol	1.359	140.717
n-Propanol	2.439	169.123

Scottsdale Police Department Crime Lab Volatiles Analysis

Sample:	2325602-2	Vial:	15
Description:	██████████	LIMS ID:	██████████
Method:	ethanol quant.M	Sequence:	03Jan24
Instrument:	US14173023 CN14160045	Injection date:	1/3/2024 12:24:37 PM
Data file:	C:\Chem32\11\Data\03Jan24\15.D	Analyst:	Canonico

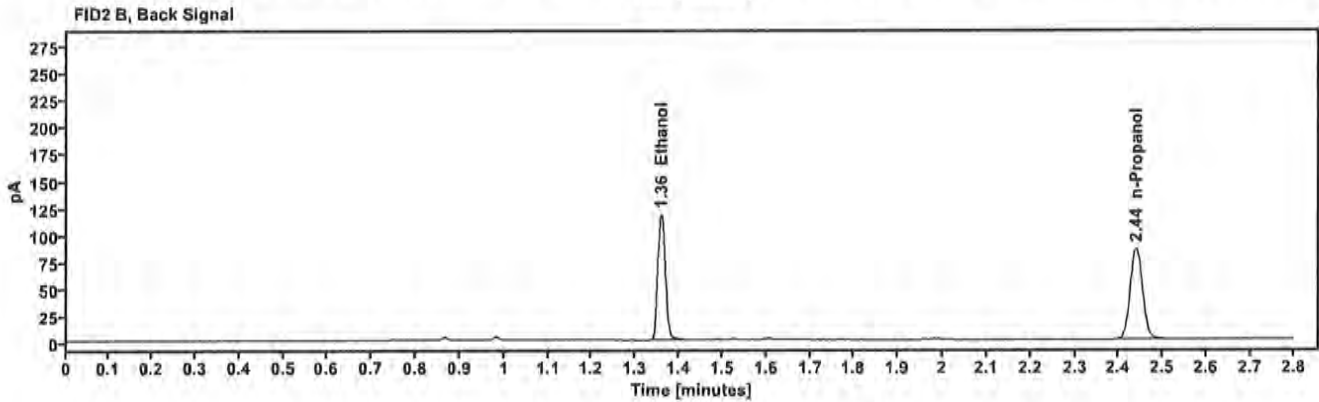
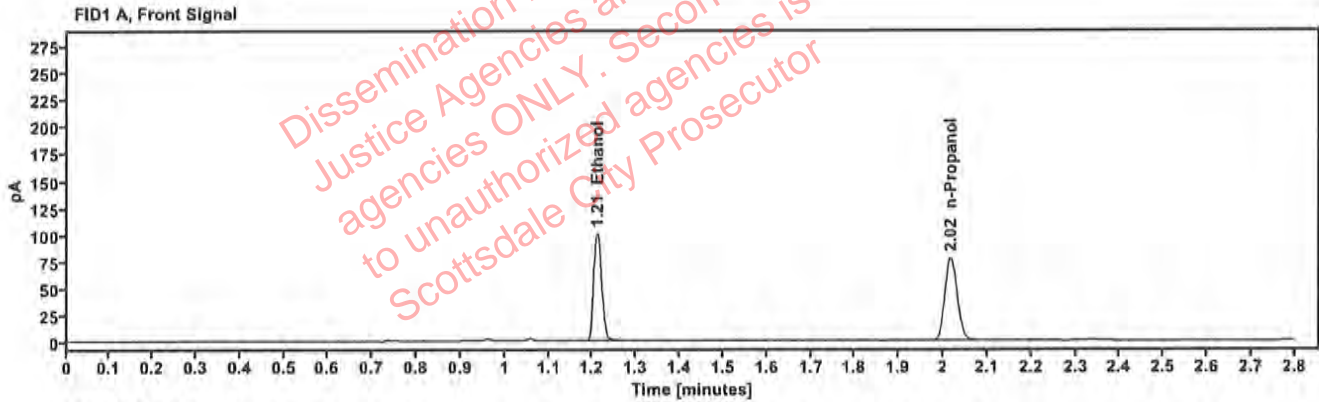


Table 1: FID 1 A (column DB-ALC1)

Compound	Amount (g/100mL)	Time (min)	Peak Area
>Ethanol	0.2049	1.211	127.673
n-Propanol	—	2.017	154.497

Table 2: FID 2 B (column DB-ALC2)

Compound	Time (min)	Peak Area
Ethanol	1.359	140.510
n-Propanol	2.438	168.471

Scottsdale Police Department Crime Lab Volatiles Analysis

Sample:	2325526-2	Vial:	16
Description:	██████████	LIMS ID:	██████████
Method:	ethanol quant.M	Sequence:	03Jan24
Instrument:	US14173023 CN14160045	Injection date:	1/3/2024 12:28:36 PM
Data file:	C:\Chem32\1\Data\03Jan24\16.D	Analyst:	Canonico

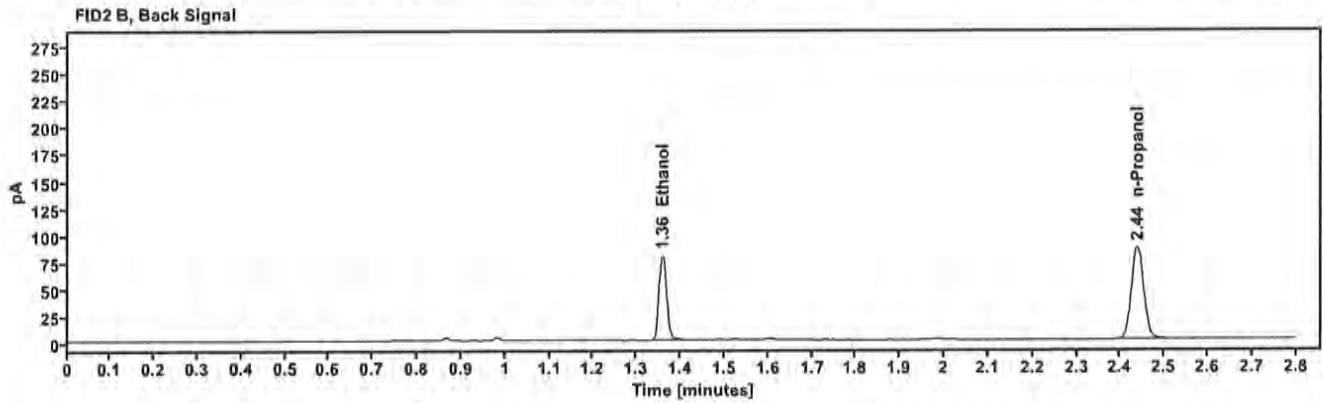
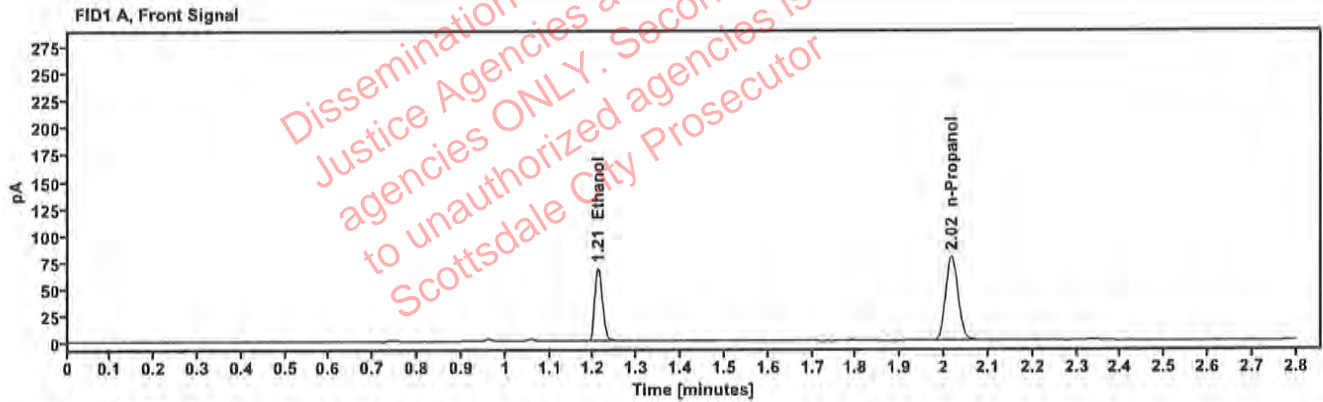


Table 1: FID 1 A (column DB-ALC1)

Compound	Amount (g/100mL)	Time (min)	Peak Area
>Ethanol	0.1371	1.211	86.295
n-Propanol	---	2.017	156.442

Table 2: FID 2 B (column DB-ALC2)

Compound	Time (min)	Peak Area
Ethanol	1.359	95.179
n-Propanol	2.438	170.532

Scottsdale Police Department Crime Lab Volatiles Analysis

Sample:	2325526-2	Vial:	17
Description:	[REDACTED]	LIMS ID:	[REDACTED]
Method:	ethanol quant.M	Sequence:	03Jan24
Instrument:	US14173023 CN14160045	Injection date:	1/3/2024 12:32:37 PM
Data file:	C:\Chem32\1\Data\03Jan24\17.D	Analyst:	Canonico

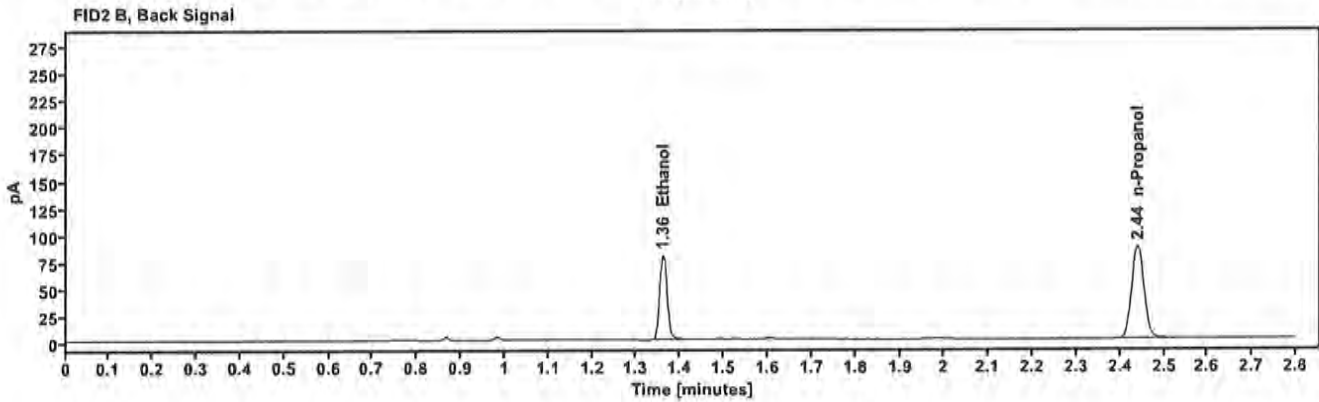
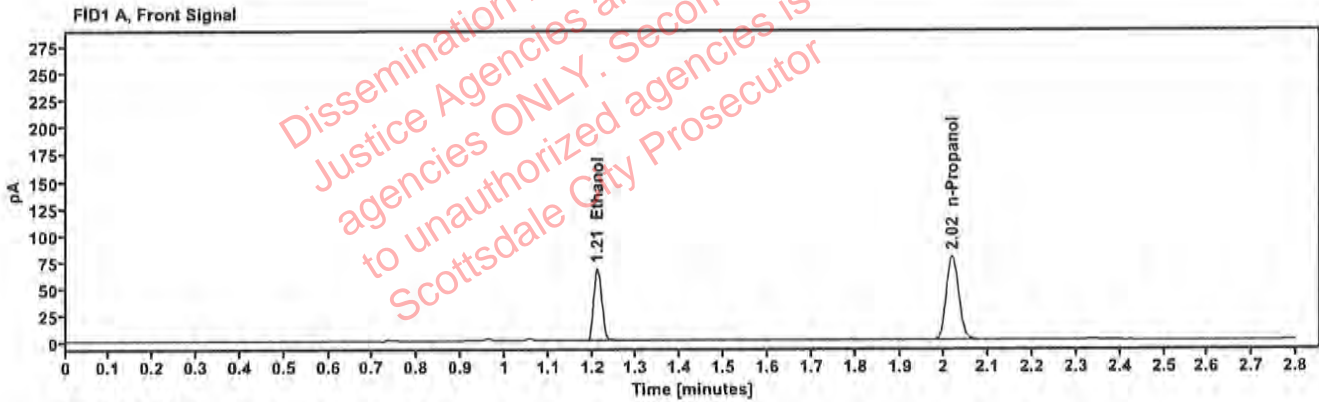


Table 1: FID 1 A (column DB-ALC1)

Compound	Amount (g/100mL)	Time (min)	Peak Area
>Ethanol	0.1371	1.212	86.227
n-Propanol	---	2.018	156.316

Table 2: FID 2 B (column DB-ALC2)

Compound	Time (min)	Peak Area
Ethanol	1.360	95.084
n-Propanol	2.440	170.358

Scottsdale Police Department Crime Lab Volatiles Analysis

Sample:	2326051-2	Vial:	18
Description:	██████████	LIMS ID:	██████████
Method:	ethanol quant.M	Sequence:	03Jan24
Instrument:	US14173023 CN14160045	Injection date:	1/3/2024 12:36:37 PM
Data file:	C:\Chem32\1\Data\03Jan24\18.D	Analyst:	Canonico

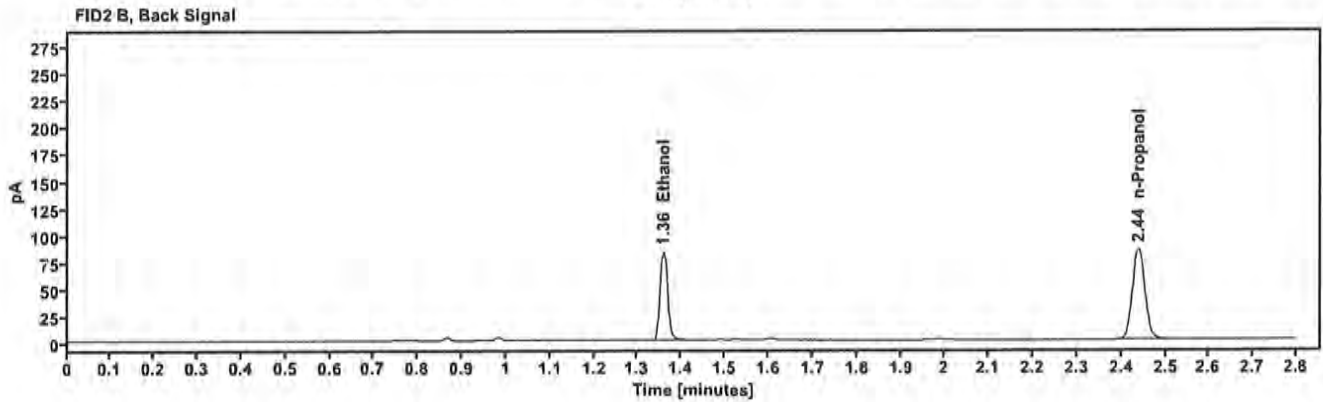
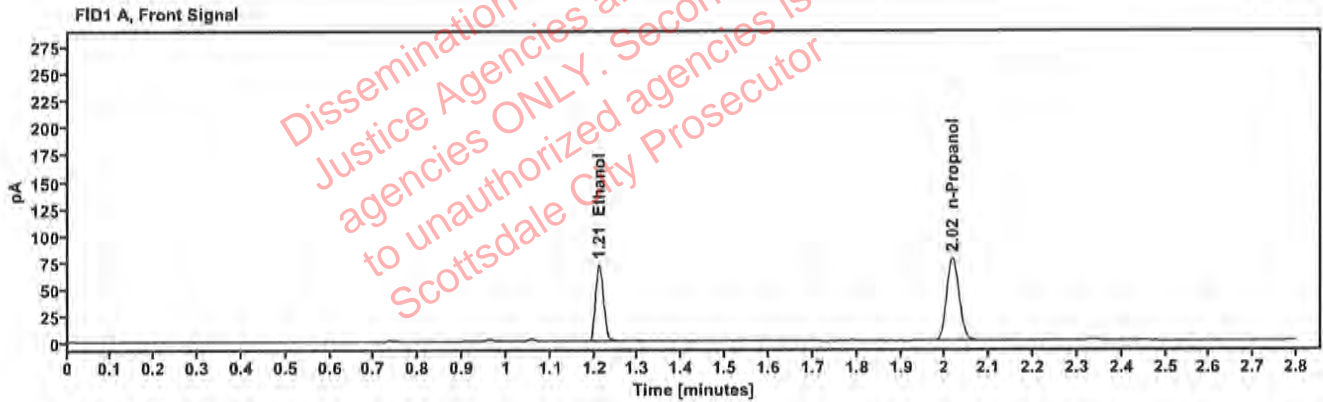


Table 1: FID 1 A (column DB-ALC1)

Compound	Amount (g/100mL)	Time (min)	Peak Area
>Ethanol	0.1467	1.211	90.811
n-Propanol	—	2.017	153.768

Table 2: FID 2 B (column DB-ALC2)

Compound	Time (min)	Peak Area
Ethanol	1.359	100.058
n-Propanol	2.438	167.914

Scottsdale Police Department Crime Lab Volatiles Analysis

Sample:	2326051-2	Vial:	19
Description:	[REDACTED]	LIMS ID:	[REDACTED]
Method:	ethanol quant.M	Sequence:	03Jan24
Instrument:	US14173023 CN14160045	Injection date:	1/3/2024 12:40:52 PM
Data file:	C:\Chem32\1\Data\03Jan24\19.D	Analyst:	Canonico

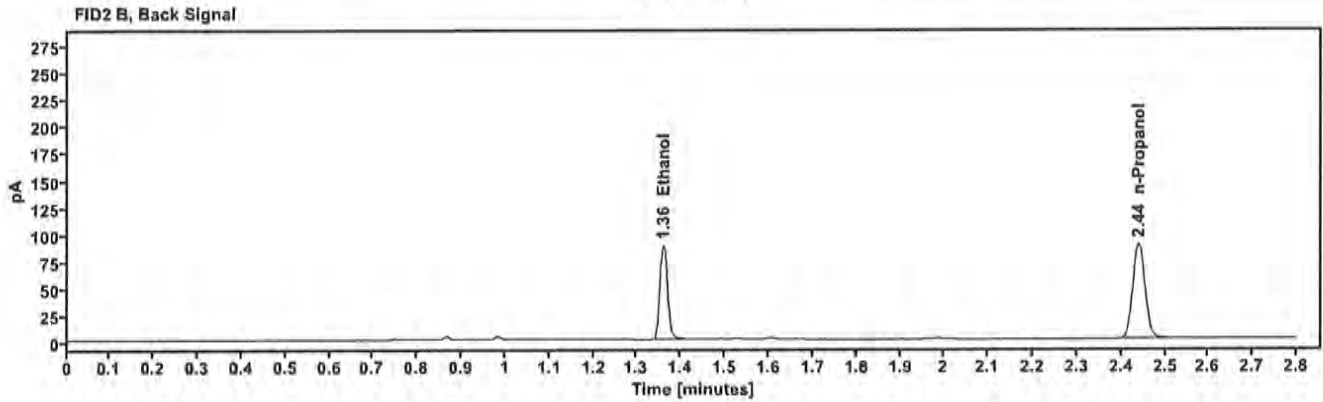
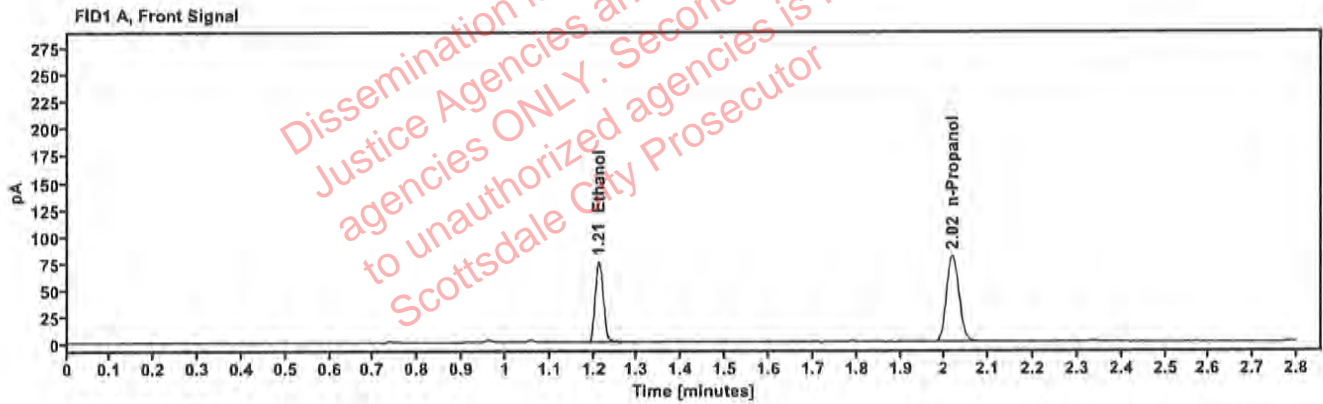


Table 1: FID 1 A (column DB-ALC1)

Compound	Amount (g/100mL)	Time (min)	Peak Area
>Ethanol	0.1506	1.212	96.454
n-Propanol	---	2.018	159.022

Table 2: FID 2 B (column DB-ALC2)

Compound	Time (min)	Peak Area
Ethanol	1.361	106.137
n-Propanol	2.440	174.939

Scottsdale Police Department Crime Lab Volatiles Analysis

Sample:	2323677-3	Vial:	21
Description:	██████████	LIMS ID:	██████████
Method:	ethanol quant.M	Sequence:	03Jan24
Instrument:	US14173023 CN14160045	Injection date:	1/3/2024 12:48:52 PM
Data file:	C:\Chem32\1\Data\03Jan24\21.D	Analyst:	Canonico

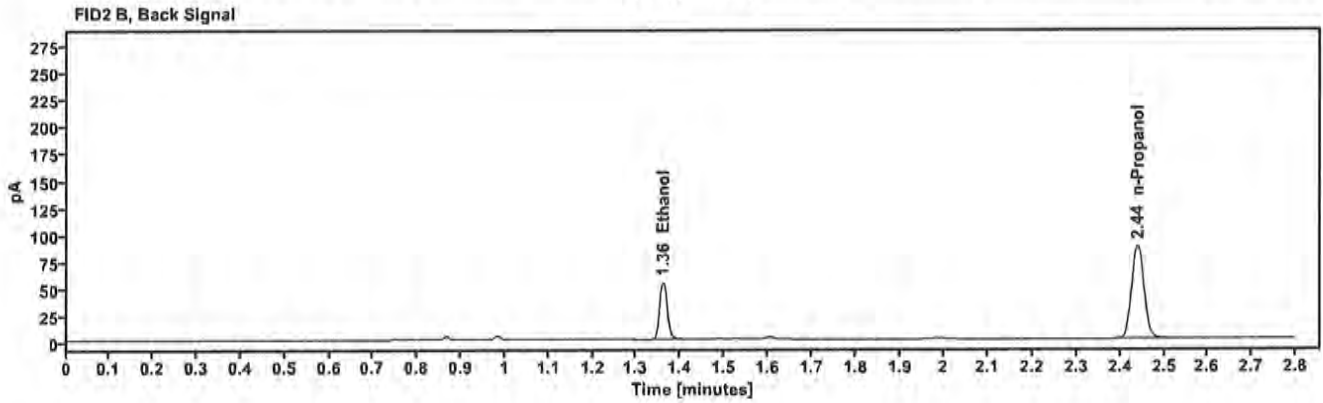
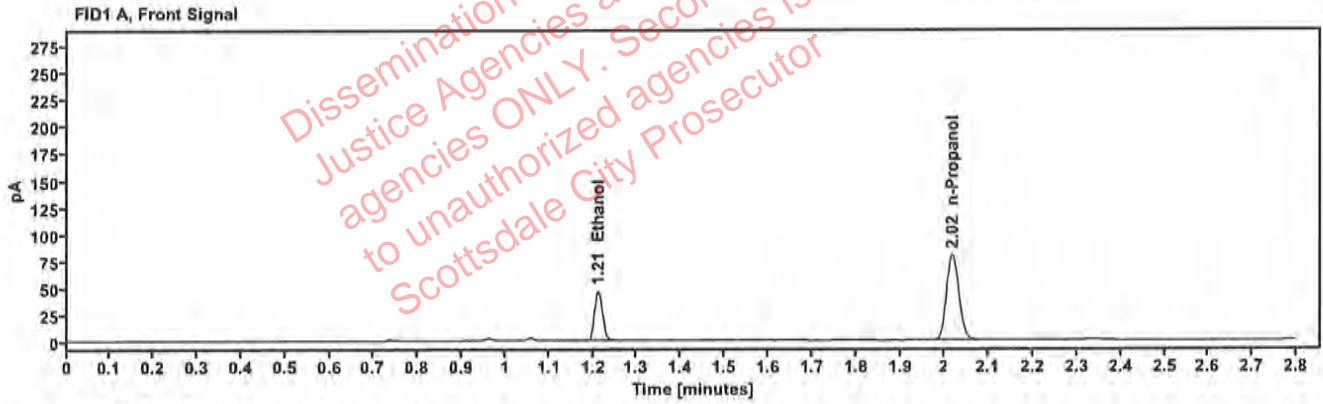


Table 1: FID 1 A (column DB-ALC1)

Compound	Amount (g/100mL)	Time (min)	Peak Area
>Ethanol	0.0929	1.212	59.219
n-Propanol	---	2.017	159.029

Table 2: FID 2 B (column DB-ALC2)

Compound	Time (min)	Peak Area
Ethanol	1.360	65.244
n-Propanol	2.439	172.773

Scottsdale Police Department Crime Lab Volatiles Analysis

Sample:	2323677-3	Vial:	22
Description:	[REDACTED]	LIMS ID:	[REDACTED]
Method:	ethanol quant.M	Sequence:	03Jan24
Instrument:	US14173023 CN14160045	Injection date:	1/3/2024 12:52:52 PM
Data file:	C:\Chem32\1\Data\03Jan24\22.D	Analyst:	Canonico

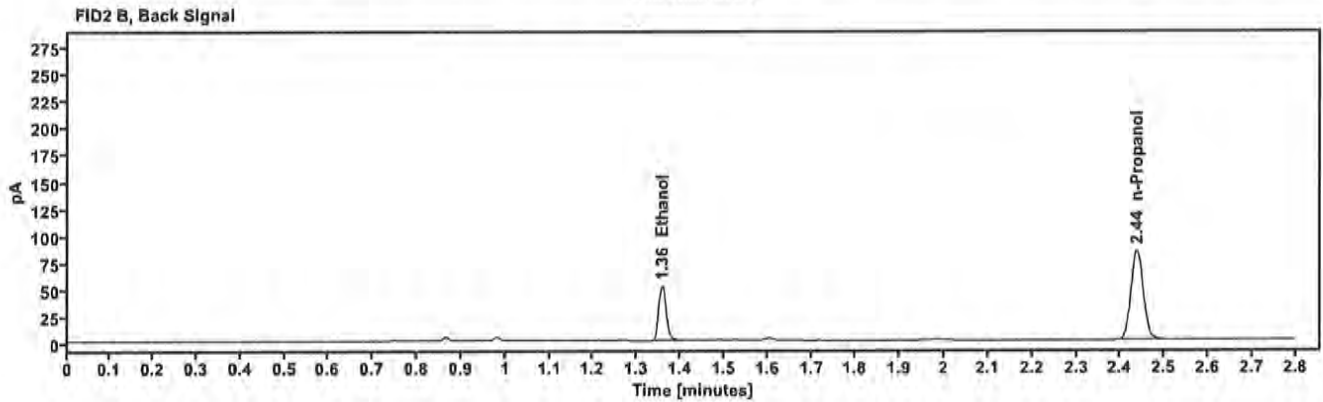
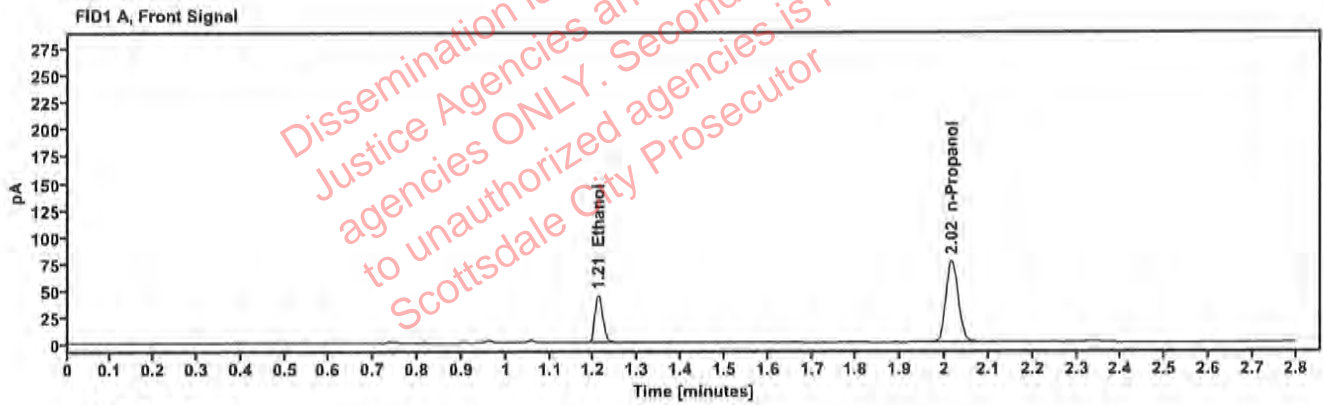


Table 1: FID 1 A (column DB-ALC1)

Compound	Amount (g/100mL)	Time (min)	Peak Area
>Ethanol	0.0918	1.210	56.007
n-Propanol	---	2.016	152.242

Table 2: FID 2 B (column DB-ALC2)

Compound	Time (min)	Peak Area
Ethanol	1.358	61.727
n-Propanol	2.437	165.423

Scottsdale Police Department Crime Lab Volatiles Analysis

Sample:	2325905-2	Vial:	23
Description:	██████████	LIMS ID:	██████████
Method:	ethanol quant.M	Sequence:	03Jan24
Instrument:	US14173023 CN14160045	Injection date:	1/3/2024 12:56:52 PM
Data file:	C:\Chem32\1\Data\03Jan24\23.D	Analyst:	Canonico

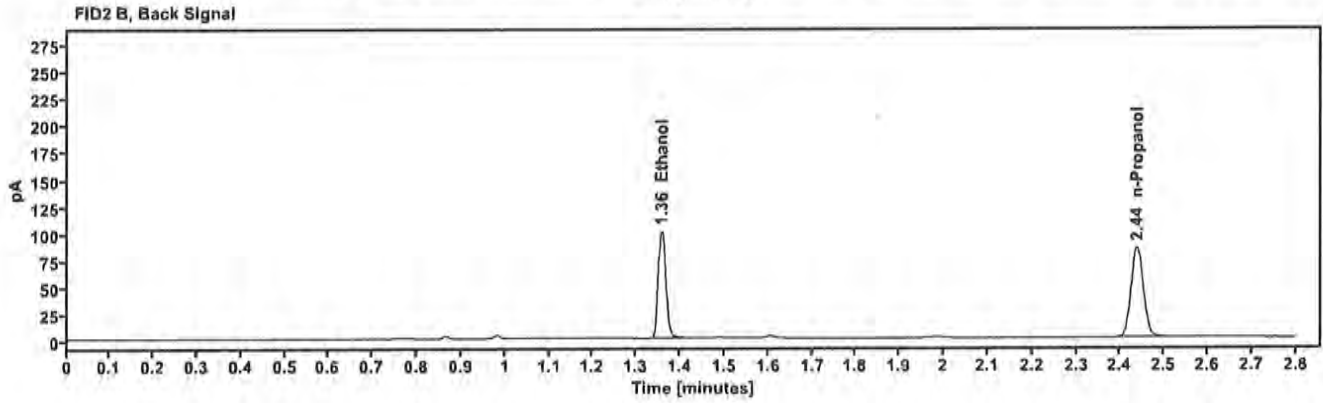
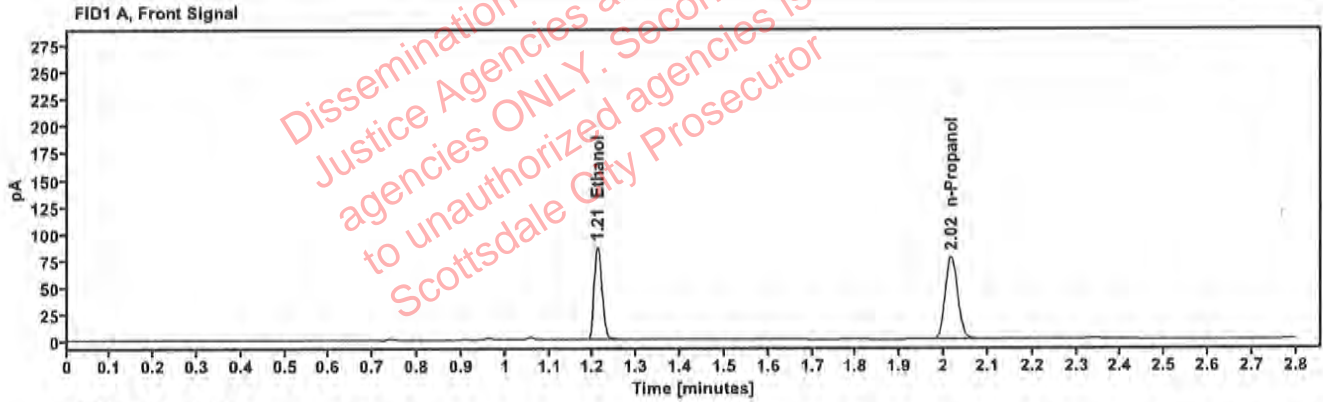


Table 1: FID 1 A (column DB-ALC1)

Compound	Amount (g/100mL)	Time (min)	Peak Area
>Ethanol	0.1770	1.210	109.058
n-Propanol	---	2.016	152.844

Table 2: FID 2 B (column DB-ALC2)

Compound	Time (min)	Peak Area
Ethanol	1.358	120.134
n-Propanol	2.438	166.757

Scottsdale Police Department Crime Lab Volatiles Analysis

Sample:	2325905-2	Vial:	24
Description:	██████████	LIMS ID:	██████████
Method:	ethanol quant.M	Sequence:	03Jan24
Instrument:	US14173023 CN14160045	Injection date:	1/3/2024 1:00:51 PM
Data file:	C:\Chem32\1\Data\03Jan24\24.D	Analyst:	Canonico

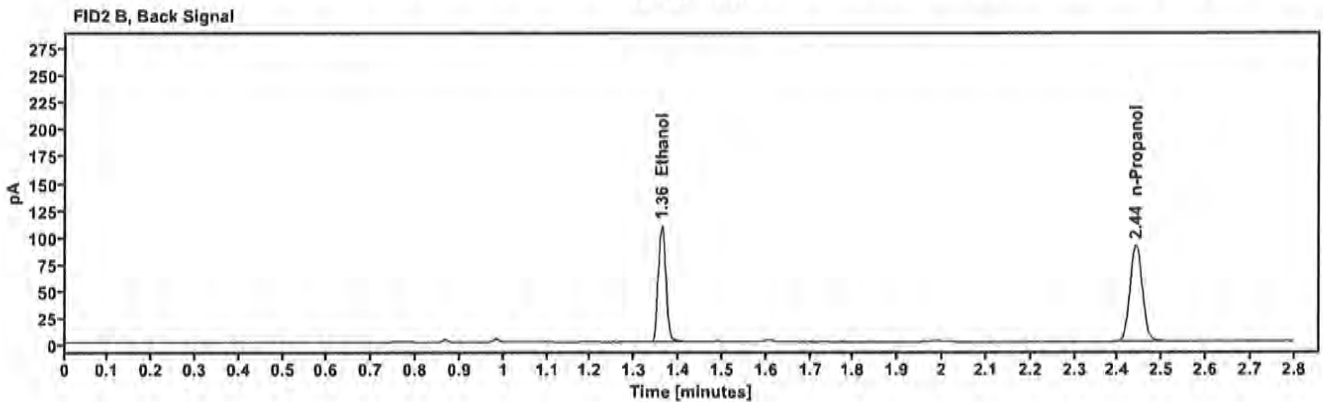
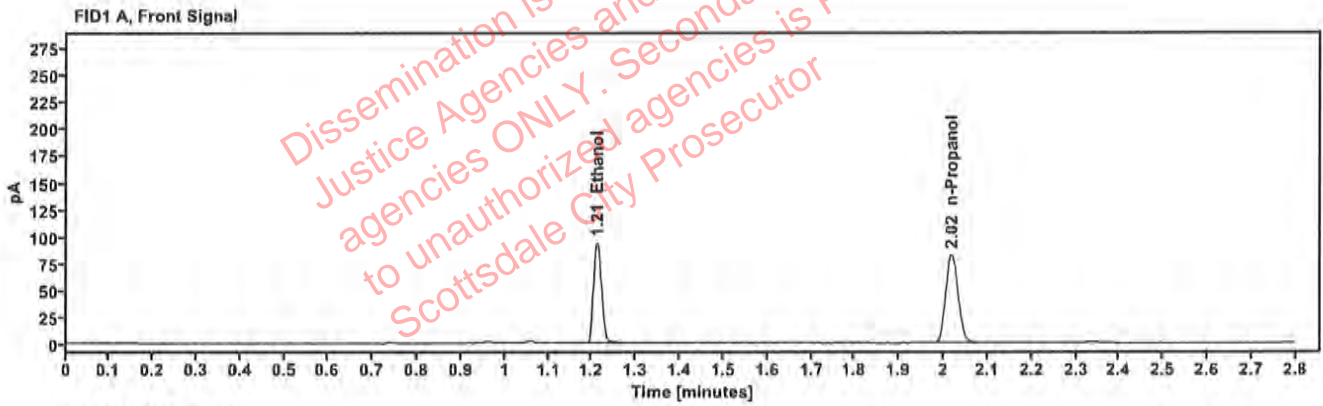


Table 1: FID 1 A (column DB-ALC1)

Compound	Amount (g/100mL)	Time (min)	Peak Area
>Ethanol	0.1809	1.212	119.692
n-Propanol	—	2.018	164.112

Table 2: FID 2 B (column DB-ALC2)

Compound	Time (min)	Peak Area
Ethanol	1.361	131.951
n-Propanol	2.440	178.852

Scottsdale Police Department Crime Lab Volatiles Analysis

Sample:	2326243-2	Vial:	25
Description:	██████████	LIMS ID:	██████████
Method:	ethanol quant.M	Sequence:	03Jan24
Instrument:	US14173023 CN14160045	Injection date:	1/3/2024 1:05:06 PM
Data file:	C:\Chem32\1\Data\03Jan24\25.D	Analyst:	Canonico

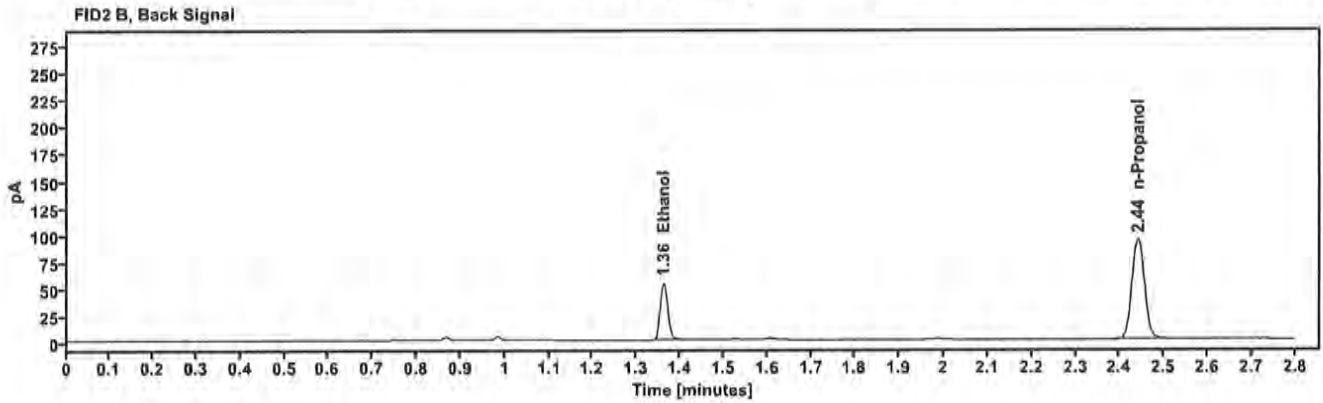
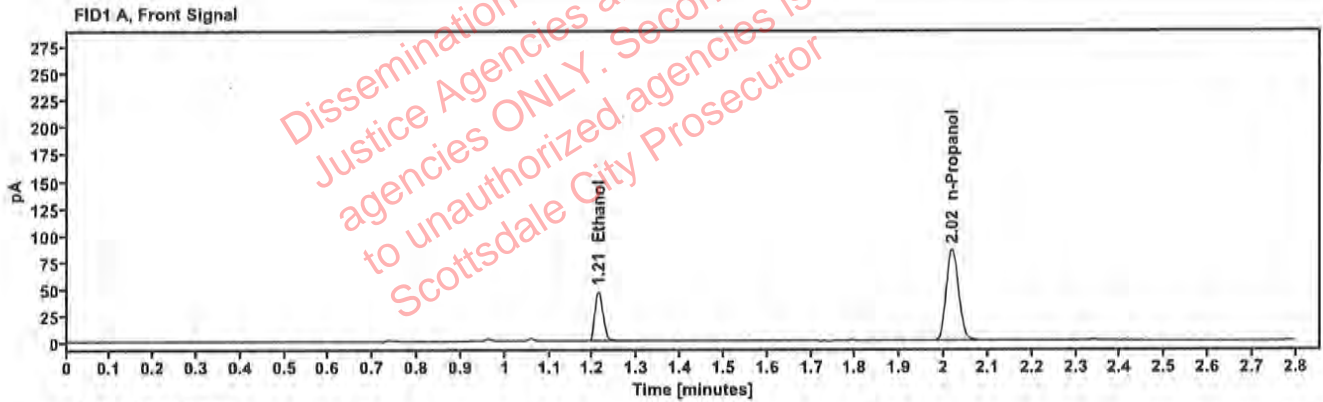


Table 1: FID 1 A (column DB-ALC1)

Compound	Amount (g/100mL)	Time (min)	Peak Area
>Ethanol	0.0875	1.213	59.774
n-Propanol	—	2.018	170.466

Table 2: FID 2 B (column DB-ALC2)

Compound	Time (min)	Peak Area
Ethanol	1.362	65.700
n-Propanol	2.441	185.152

Scottsdale Police Department Crime Lab Volatiles Analysis

Sample:	2326243-2	Vial:	26
Description:	[REDACTED]	LIMS ID:	[REDACTED]
Method:	ethanol quant.M	Sequence:	03Jan24
Instrument:	US14173023 CN14160045	Injection date:	1/3/2024 1:09:07 PM
Data file:	C:\Chem32\1\Data\03Jan24\26.D	Analyst:	Canonico

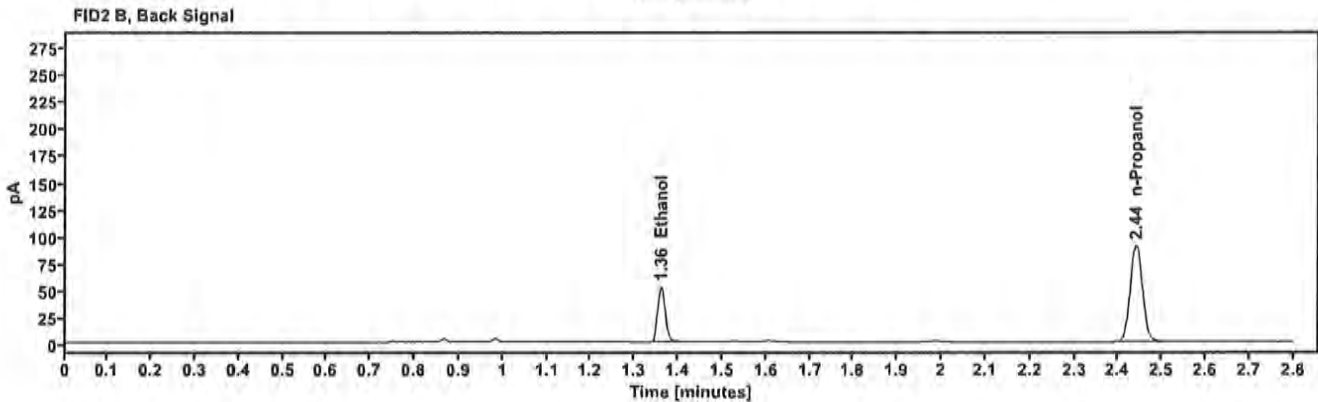
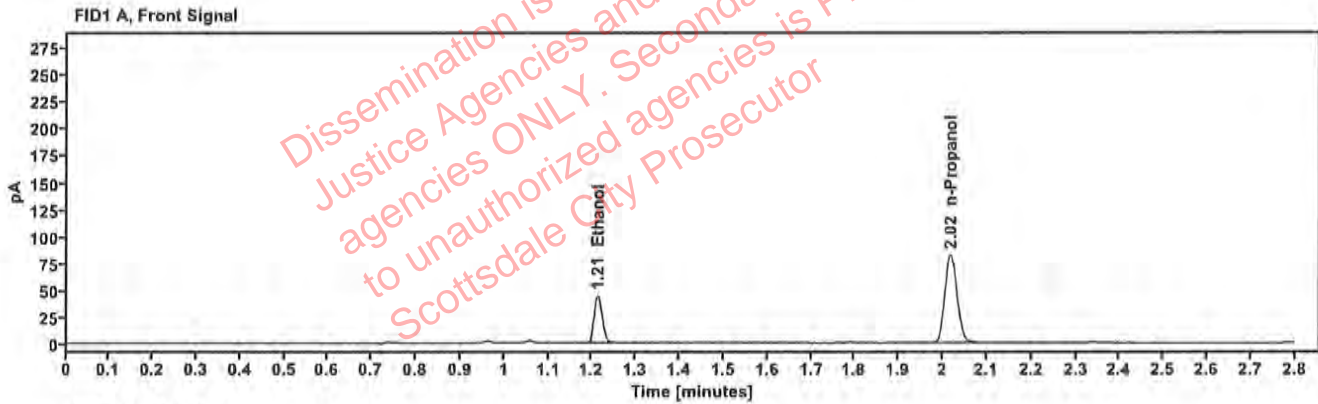


Table 1: FID 1 A (column DB-ALC1)

Compound	Amount (g/100mL)	Time (min)	Peak Area
>Ethanol	0.0870	1.213	56.700
n-Propanol	—	2.018	162.690

Table 2: FID 2 B (column DB-ALC2)

Compound	Time (min)	Peak Area
Ethanol	1.361	62.510
n-Propanol	2.440	178.244

Scottsdale Police Department Crime Lab Volatiles Analysis

Sample:	2325722-2	Vial:	27
Description:	██████████	LIMS ID:	██████████
Method:	ethanol quant.M	Sequence:	03Jan24
Instrument:	US14173023 CN14160045	Injection date:	1/3/2024 1:13:06 PM
Data file:	C:\Chem32\1\Data\03Jan24\27.D	Analyst:	Canonico

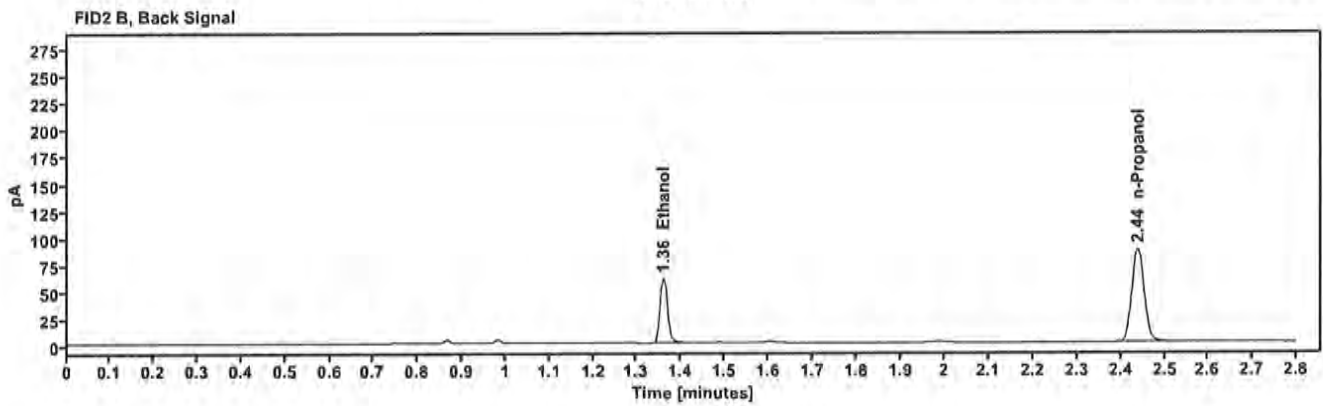
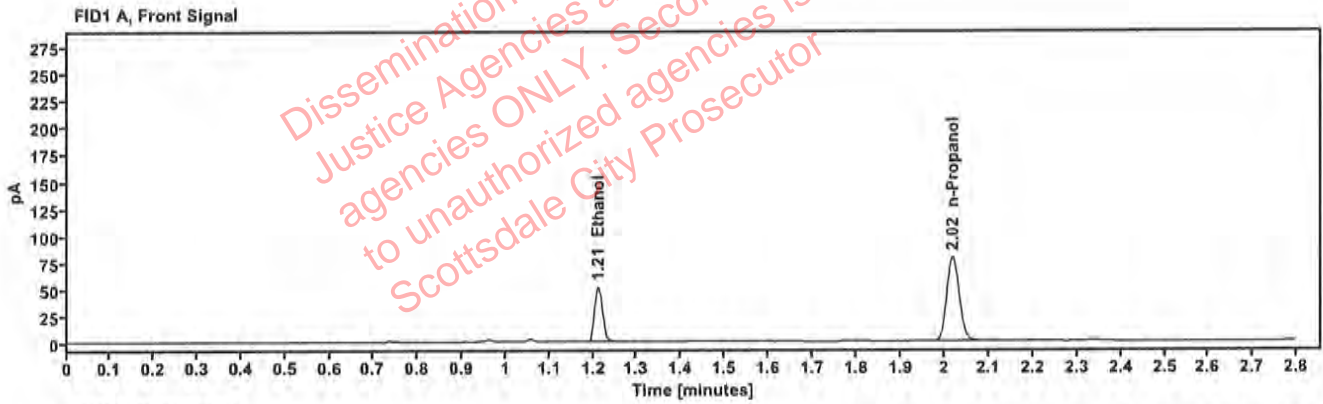


Table 1: FID 1 A (column DB-ALC1)

Compound	Amount (g/100mL)	Time (min)	Peak Area
>Ethanol	0.1043	1.211	66.048
n-Propanol	—	2.017	157.724

Table 2: FID 2 B (column DB-ALC2)

Compound	Time (min)	Peak Area
Ethanol	1.359	72.566
n-Propanol	2.439	171.368

Scottsdale Police Department Crime Lab Volatiles Analysis

Sample:	2325722-2	Vial:	28
Description:	[REDACTED]	LIMS ID:	[REDACTED]
Method:	ethanol quant.M	Sequence:	03Jan24
Instrument:	US14173023 CN14160045	Injection date:	1/3/2024 1:17:07 PM
Data file:	C:\Chem32\1\Data\03Jan24\28.D	Analyst:	Canonico

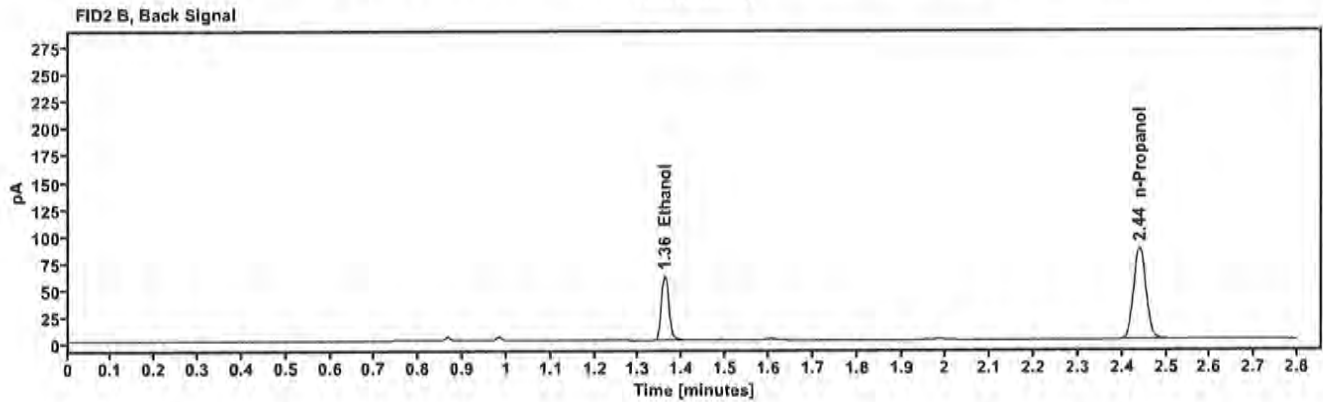
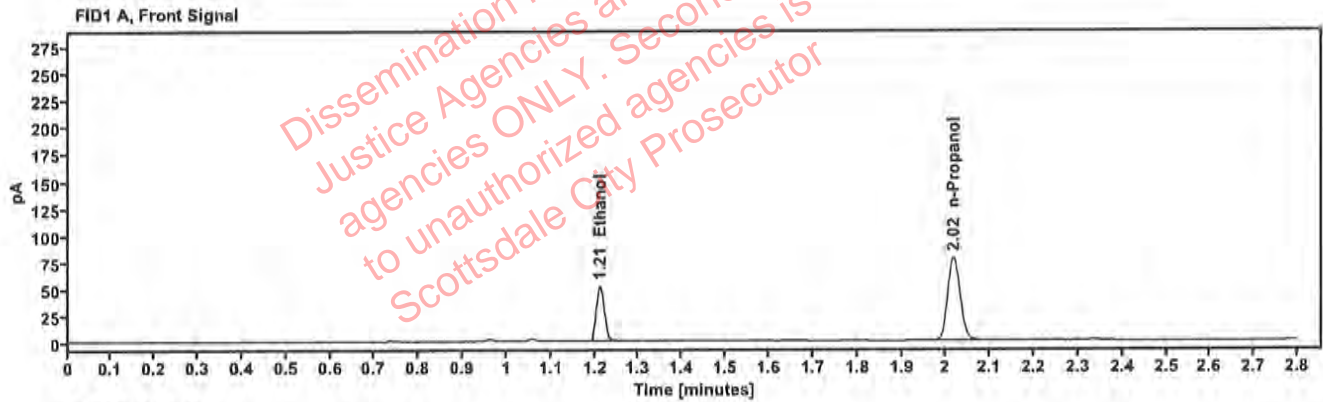


Table 1: FID 1 A (column DB-ALC1)

Compound	Amount (g/100mL)	Time (min)	Peak Area
>Ethanol	0.1061	1.212	66.340
n-Propanol	—	2.017	155.762

Table 2: FID 2 B (column DB-ALC2)

Compound	Time (min)	Peak Area
Ethanol	1.360	73.026
n-Propanol	2.439	169.358

Scottsdale Police Department Crime Lab Volatiles Analysis

Sample:	2325844-2	Vial:	29
Description:	[REDACTED]	LIMS ID:	[REDACTED]
Method:	ethanol quant.M	Sequence:	03Jan24
Instrument:	US14173023 CN14160045	Injection date:	1/3/2024 1:21:06 PM
Data file:	C:\Chem32\1\Data\03Jan24\29.D	Analyst:	Canonico

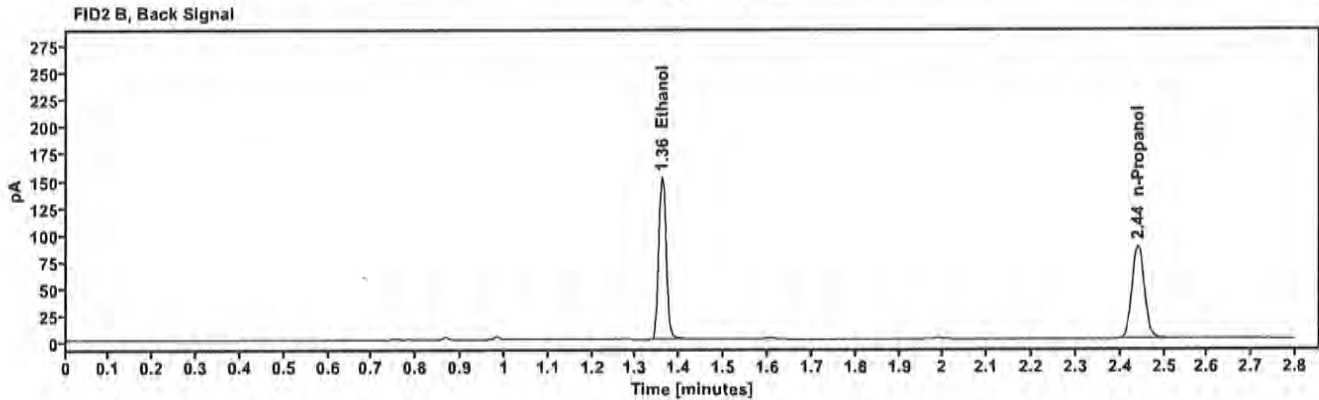
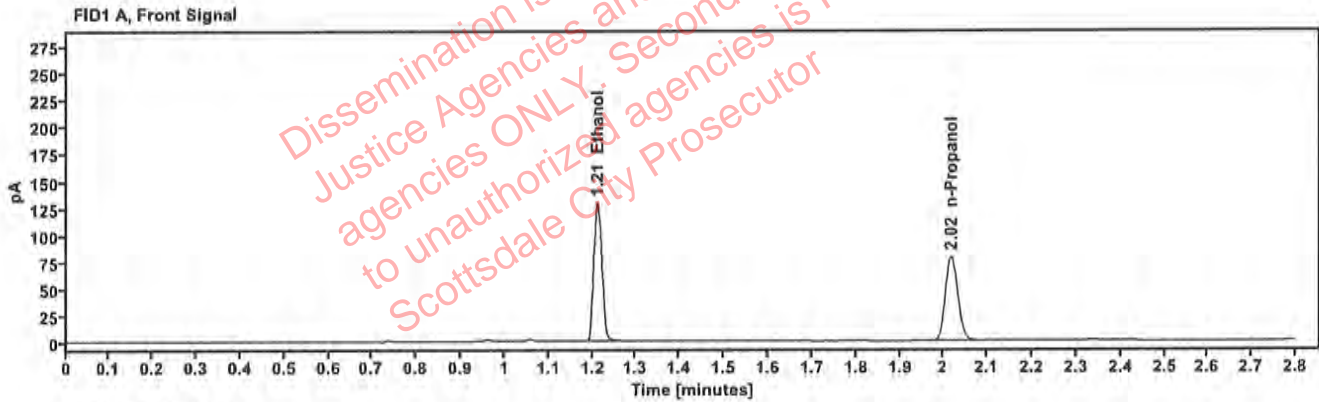


Table 1: FID 1 A (column DB-ALC1)

Compound	Amount (g/100mL)	Time (min)	Peak Area
>Ethanol	0.2618	1.211	165.044
n-Propanol	---	2.018	156.131

Table 2: FID 2 B (column DB-ALC2)

Compound	Time (min)	Peak Area
Ethanol	1.360	181.811
n-Propanol	2.440	171.138

Scottsdale Police Department Crime Lab Volatiles Analysis

Sample:	2325844-2	Vial:	30
Description:	████████████████████	LIMS ID:	████████████████
Method:	ethanol quant.M	Sequence:	03Jan24
Instrument:	US14173023 CN14160045	Injection date:	1/3/2024 1:25:07 PM
Data file:	C:\Chem32\1\Data\03Jan24\30.D	Analyst:	Canonico

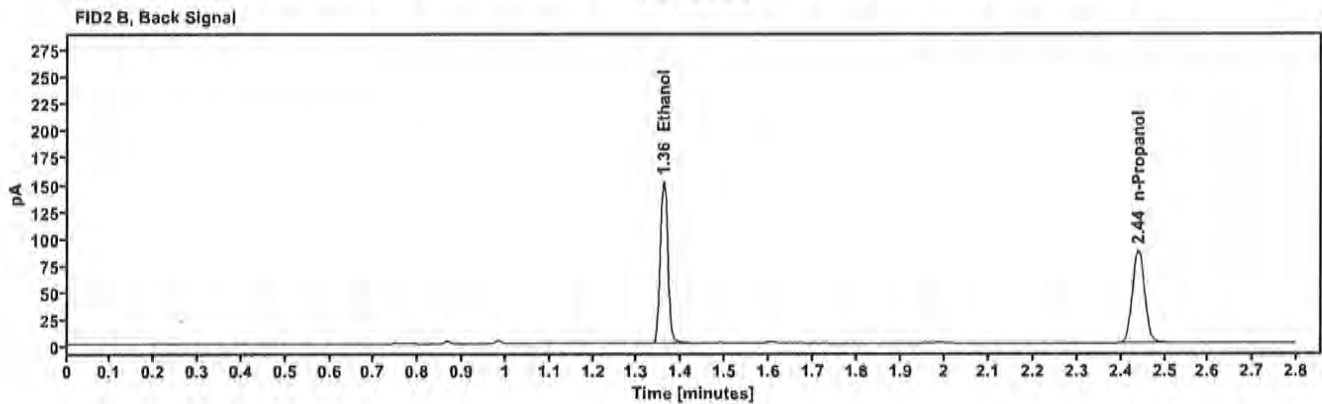
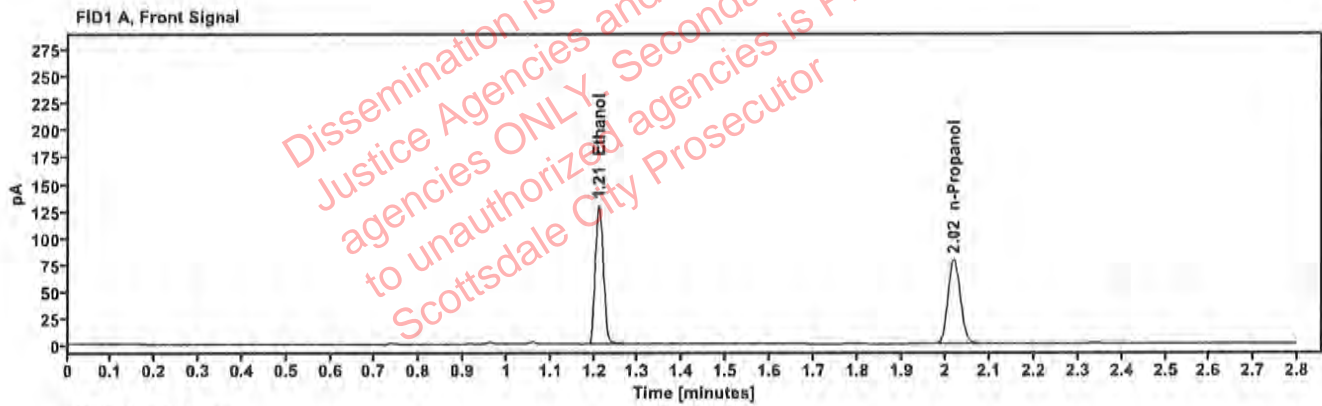


Table 1: FID 1 A (column DB-ALC1)

Compound	Amount (g/100mL)	Time (min)	Peak Area
>Ethanol	0.2604	1.211	165.101
n-Propanol	—	2.018	157.050

Table 2: FID 2 B (column DB-ALC2)

Compound	Time (min)	Peak Area
Ethanol	1.360	181.982
n-Propanol	2.439	171.244

Scottsdale Police Department Crime Lab Volatiles Analysis

Sample:	2326344-1	Vial:	32
Description:	[REDACTED]	LIMS ID:	[REDACTED]
Method:	ethanol quant.M	Sequence:	03Jan24
Instrument:	US14173023 CN14160045	Injection date:	1/3/2024 1:33:22 PM
Data file:	C:\Chem32\1\Data\03Jan24\32.D	Analyst:	Canonico

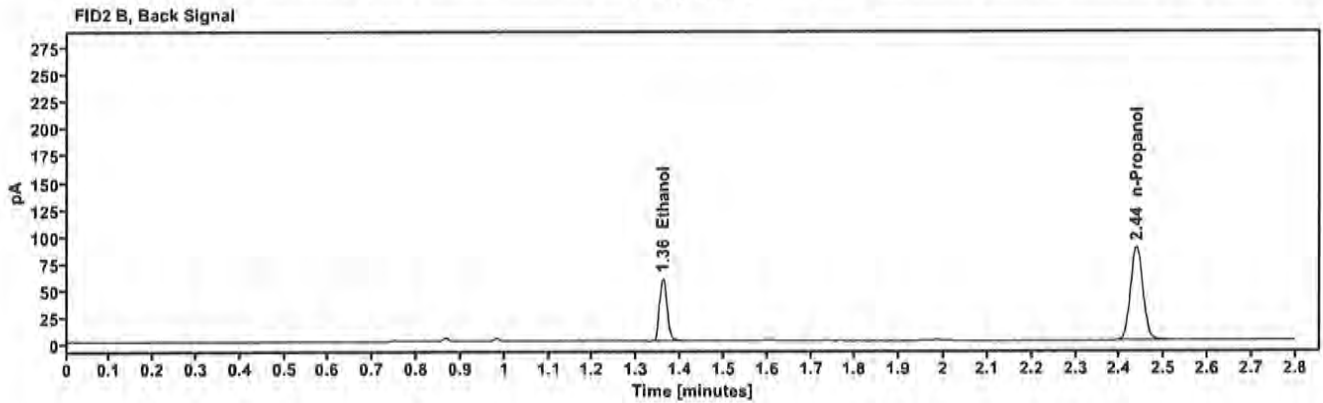
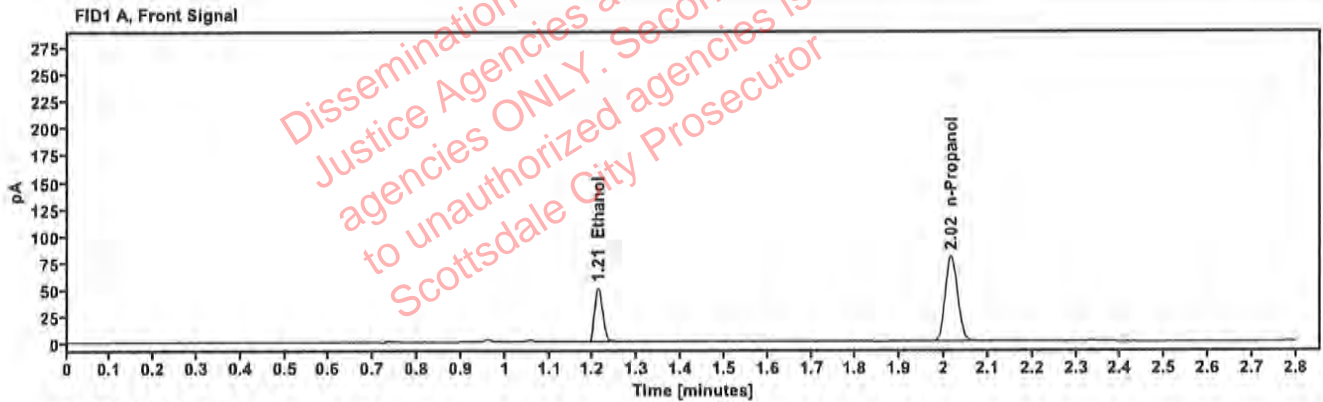


Table 1: FID 1 A (column DB-ALC1)

Compound	Amount (g/100mL)	Time (min)	Peak Area
>Ethanol	0.1012	1.211	64.495
n-Propanol	---	2.016	158.797

Table 2: FID 2 B (column DB-ALC2)

Compound	Time (min)	Peak Area
Ethanol	1.360	70.956
n-Propanol	2.437	172.645

Scottsdale Police Department Crime Lab Volatiles Analysis

Sample:	2326344-1	Vial:	33
Description:	██████████	LIMS ID:	██████████
Method:	ethanol quant.M	Sequence:	03Jan24
Instrument:	US14173023 CN14160045	Injection date:	1/3/2024 1:37:22 PM
Data file:	C:\Chem32\1\Data\03Jan24\33.D	Analyst:	Canonico

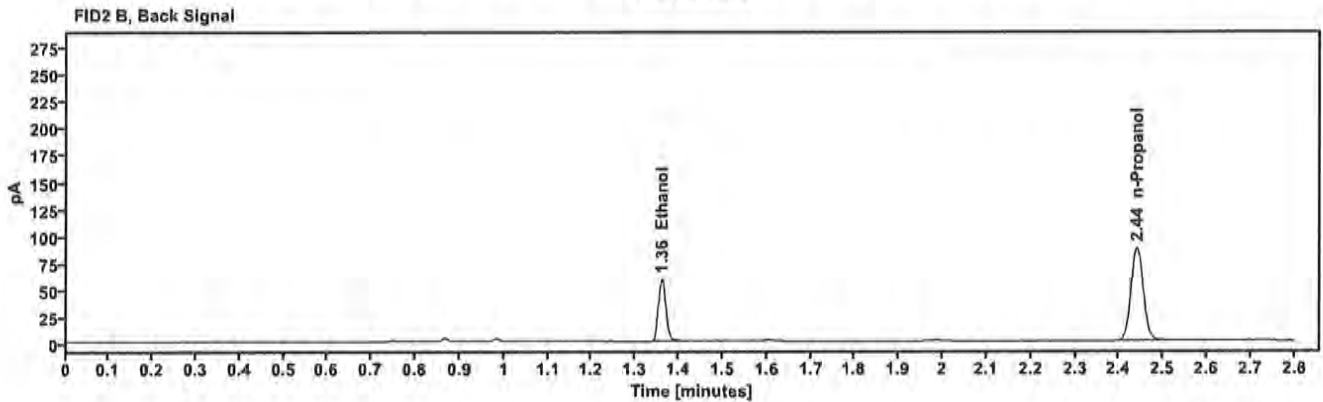
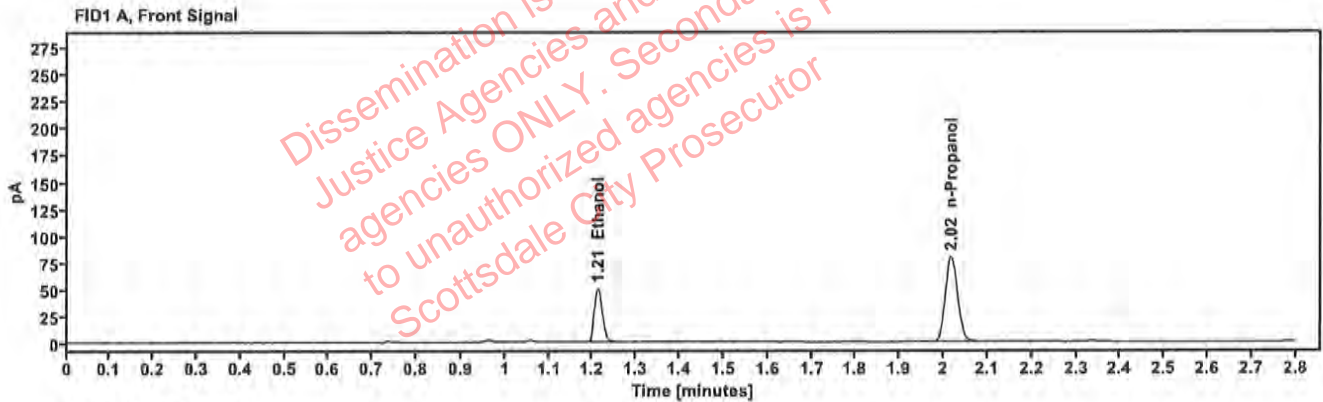


Table 1: FID 1 A (column DB-ALC1)

Compound	Amount (g/100mL)	Time (min)	Peak Area
>Ethanol	0.1012	1.212	64.433
n-Propanol	—	2.018	158.685

Table 2: FID 2 B (column DB-ALC2)

Compound	Time (min)	Peak Area
Ethanol	1.361	70.764
n-Propanol	2.439	172.569

Scottsdale Police Department Crime Lab Volatiles Analysis

Sample:	2326346-2	Vial:	34
Description:	[REDACTED]	LIMS ID:	[REDACTED]
Method:	ethanol quant.M	Sequence:	03Jan24
Instrument:	US14173023 CN14160045	Injection date:	1/3/2024 1:41:22 PM
Data file:	C:\Chem32\1\Data\03Jan24\34.D	Analyst:	Canonico

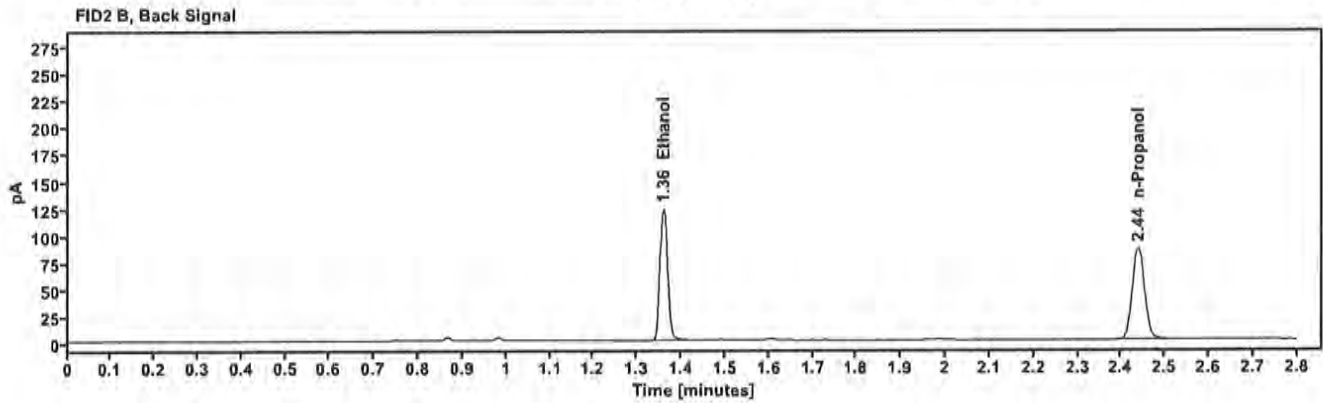
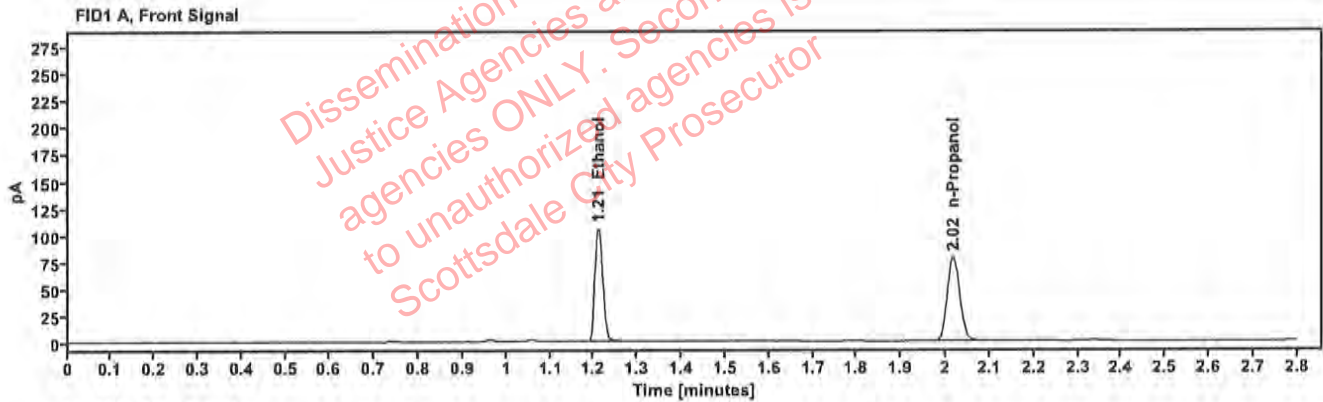


Table 1: FID 1 A (column DB-ALC1)

Compound	Amount (g/100mL)	Time (min)	Peak Area
>Ethanol	0.2134	1.211	134.137
n-Propanol	—	2.017	155.820

Table 2: FID 2 B (column DB-ALC2)

Compound	Time (min)	Peak Area
Ethanol	1.359	147.698
n-Propanol	2.438	169.363

Scottsdale Police Department Crime Lab Volatiles Analysis

Sample:	2326346-2	Vial:	35
Description:	[REDACTED]	LIMS ID:	[REDACTED]
Method:	ethanol quant.M	Sequence:	03Jan24
Instrument:	US14173023 CN14160045	Injection date:	1/3/2024 1:45:22 PM
Data file:	C:\Chem32\1\Data\03Jan24\35.D	Analyst:	Canonico

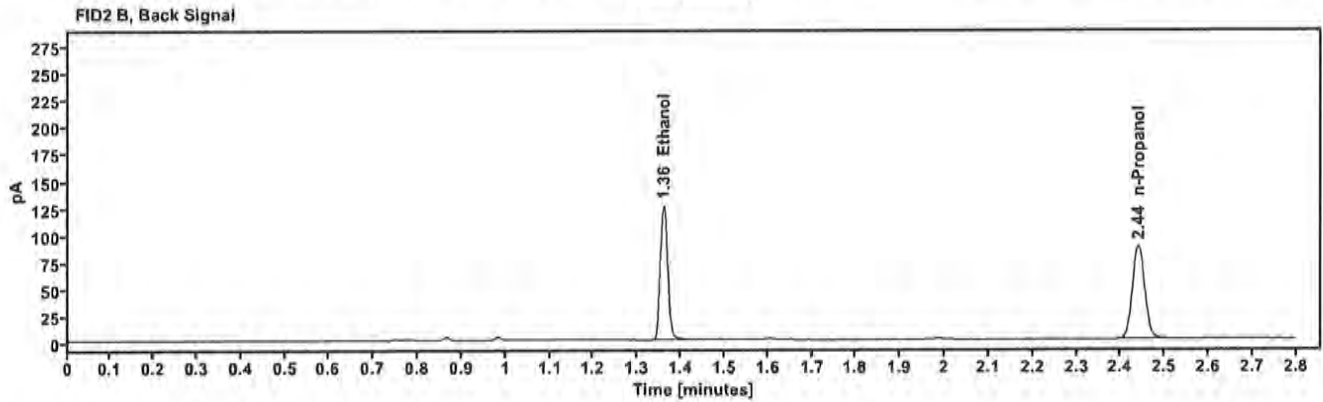
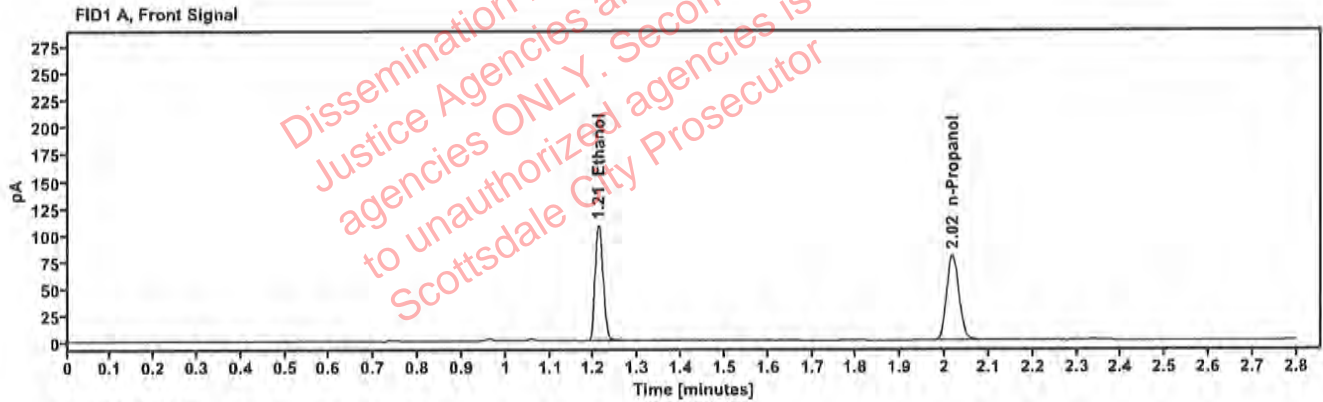


Table 1: FID 1 A (column DB-ALC1)

Compound	Amount (g/100mL)	Time (min)	Peak Area
>Ethanol	0.2151	1.211	137.333
n-Propanol	---	2.017	158.266

Table 2: FID 2 B (column DB-ALC2)

Compound	Time (min)	Peak Area
Ethanol	1.360	151.108
n-Propanol	2.439	172.444

Scottsdale Police Department Crime Lab Volatiles Analysis

Sample:	2326345-1	Vial:	36
Description:	[REDACTED]	LIMS ID:	[REDACTED]
Method:	ethanol quant.M	Sequence:	03Jan24
Instrument:	US14173023 CN14160045	Injection date:	1/3/2024 1:49:22 PM
Data file:	C:\Chem32\1\Data\03Jan24\36.D	Analyst:	Canonico

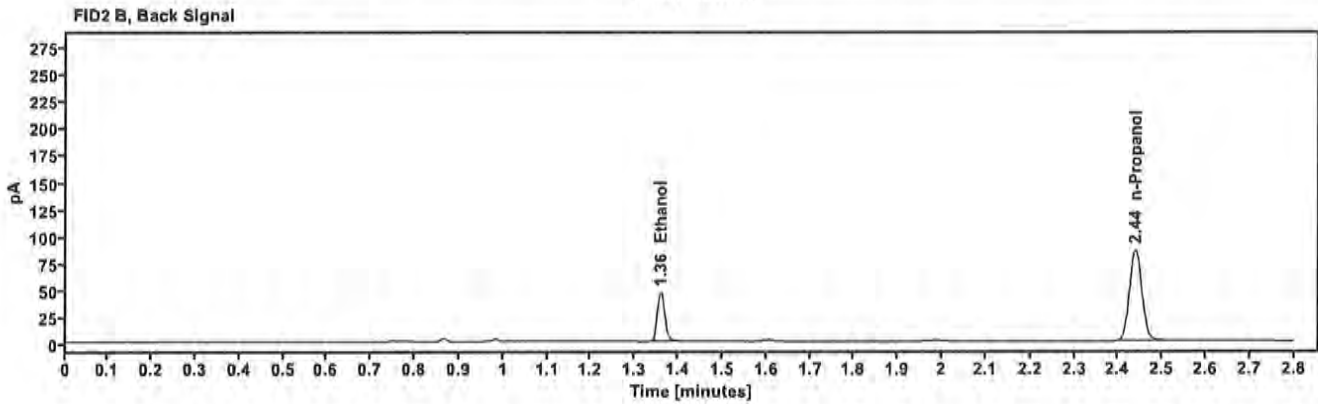
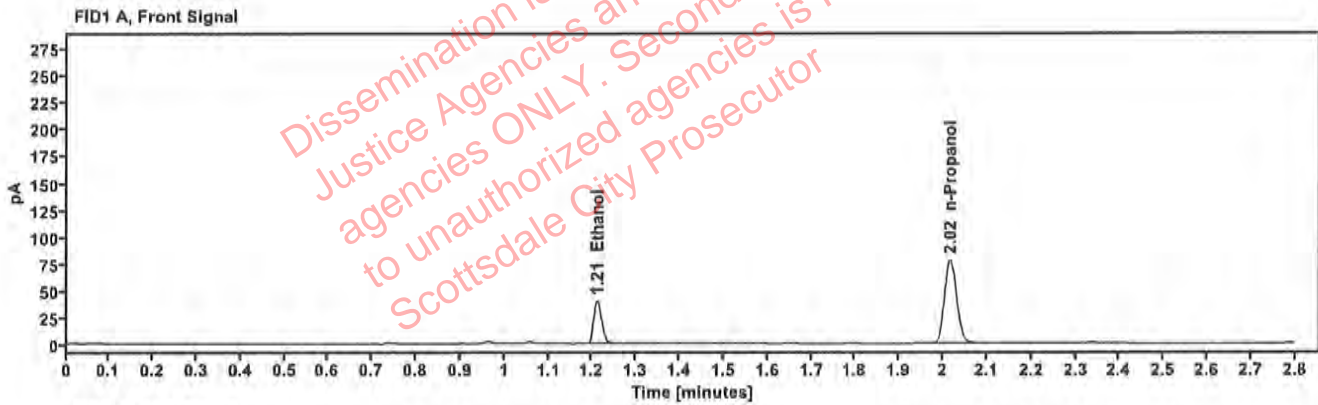


Table 1: FID 1 A (column DB-ALC1)

Compound	Amount (g/100mL)	Time (min)	Peak Area
>Ethanol	0.0817	1.211	50.588
n-Propanol	---	2.017	154.673

Table 2: FID 2 B (column DB-ALC2)

Compound	Time (min)	Peak Area
Ethanol	1.359	55.675
n-Propanol	2.438	168.746

Scottsdale Police Department Crime Lab Volatiles Analysis

Sample:	2326345-1	Vial:	37
Description:	██████████	LIMS ID:	██████████
Method:	ethanol quant.M	Sequence:	03Jan24
Instrument:	US14173023 CN14160045	Injection date:	1/3/2024 1:53:37 PM
Data file:	C:\Chem32\1\Data\03Jan24\37.D	Analyst:	Canonico

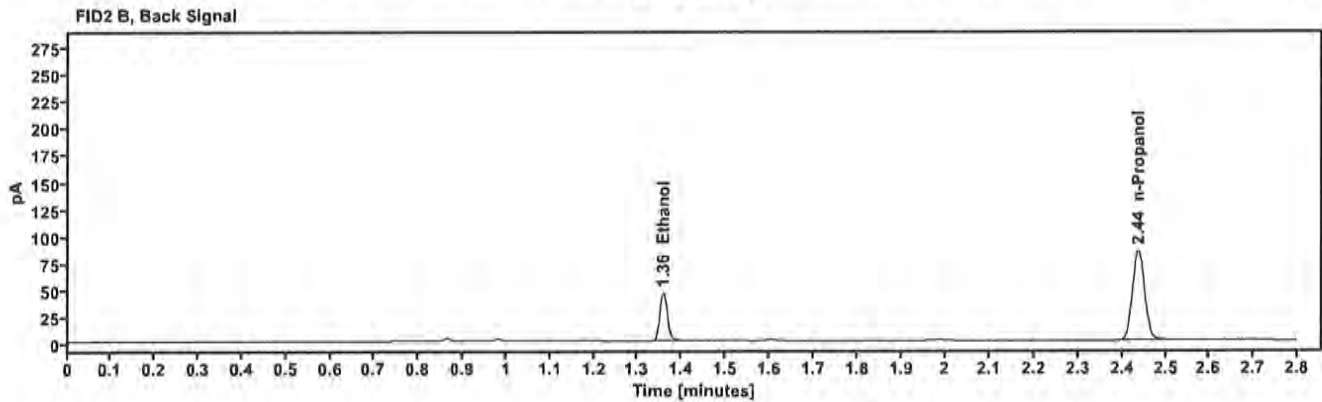
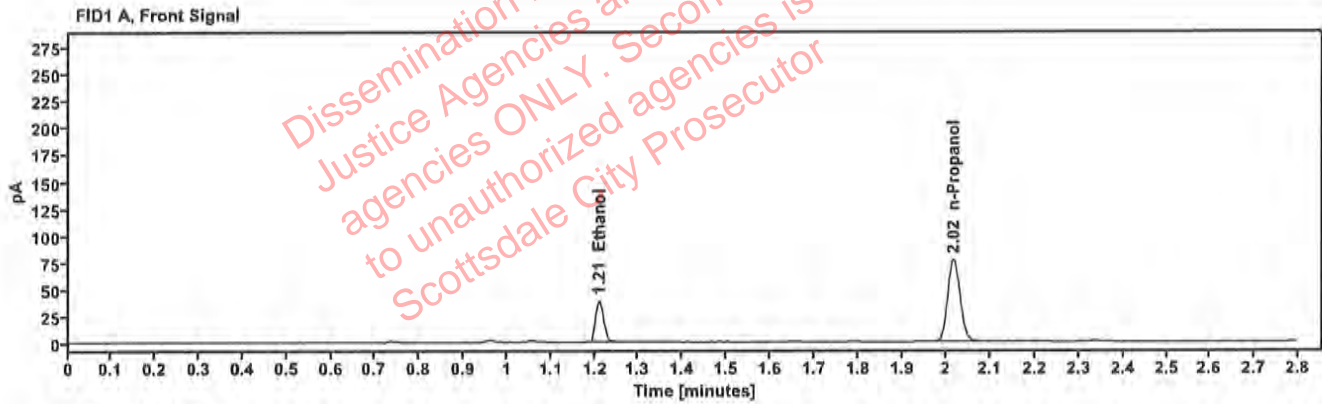


Table 1: FID 1 A (column DB-ALC1)

Compound	Amount (g/100mL)	Time (min)	Peak Area
>Ethanol	0.0812	1.210	49.698
n-Propanol	---	2.016	152.955

Table 2: FID 2 B (column DB-ALC2)

Compound	Time (min)	Peak Area
Ethanol	1.357	54.501
n-Propanol	2.437	166.382

Scottsdale Police Department Crime Lab Volatiles Analysis

Sample:	2326476-2	Vial:	38
Description:	██████████	LIMS ID:	██████████
Method:	ethanol quant.M	Sequence:	03Jan24
Instrument:	US14173023 CN14160045	Injection date:	1/3/2024 1:57:37 PM
Data file:	C:\Chem32\1\Data\03Jan24\38.D	Analyst:	Canonico

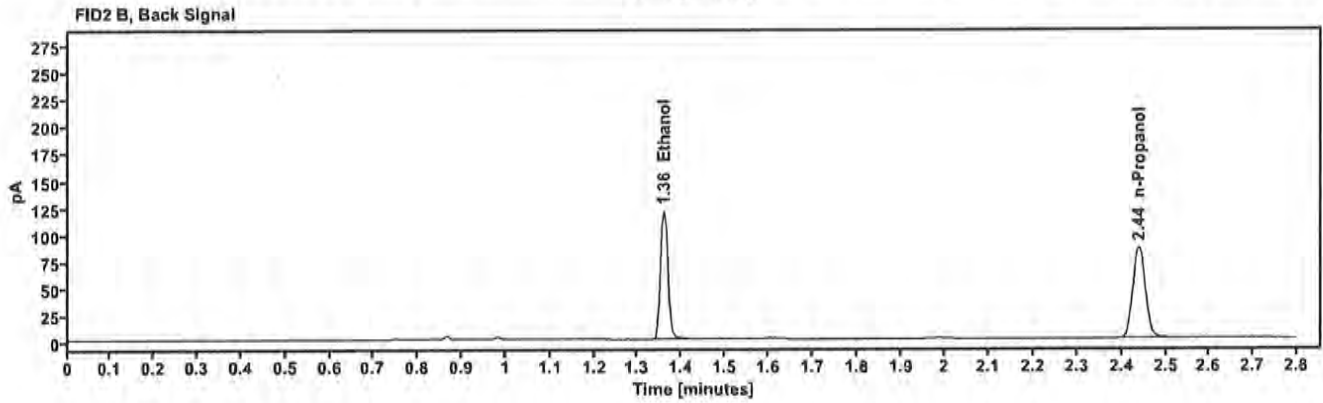
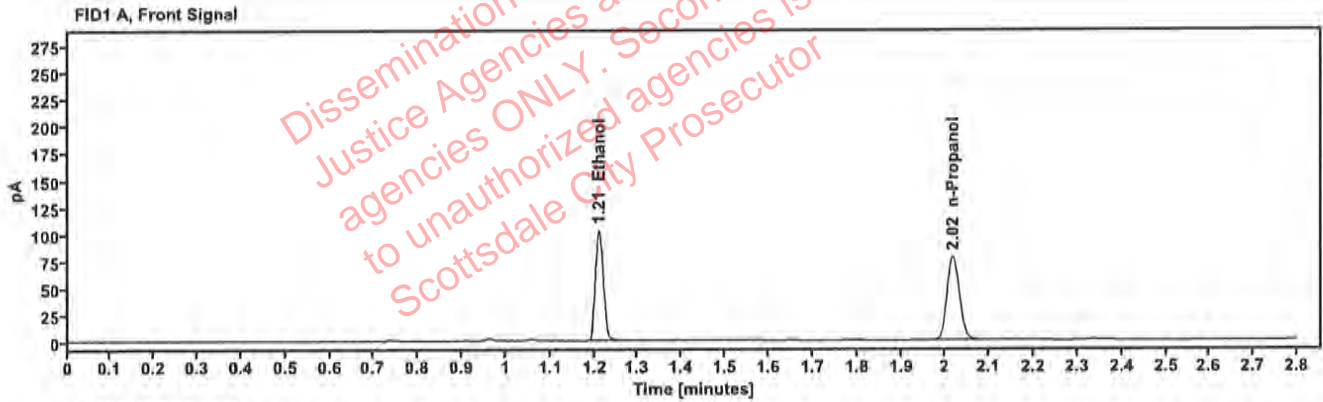


Table 1: FID 1 A (column DB-ALC1)

Compound	Amount (g/100mL)	Time (min)	Peak Area
>Ethanol	0.2089	1.211	130.607
n-Propanol	—	2.017	155.004

Table 2: FID 2 B (column DB-ALC2)

Compound	Time (min)	Peak Area
Ethanol	1.359	144.007
n-Propanol	2.439	168.716

Scottsdale Police Department Crime Lab Volatiles Analysis

Sample:	2326476-2	Vial:	39
Description:	[REDACTED]	LIMS ID:	[REDACTED]
Method:	ethanol quant.M	Sequence:	03Jan24
Instrument:	US14173023 CN14160045	Injection date:	1/3/2024 2:01:37 PM
Data file:	C:\Chem32\1\Data\03Jan24\39.D	Analyst:	Canonico

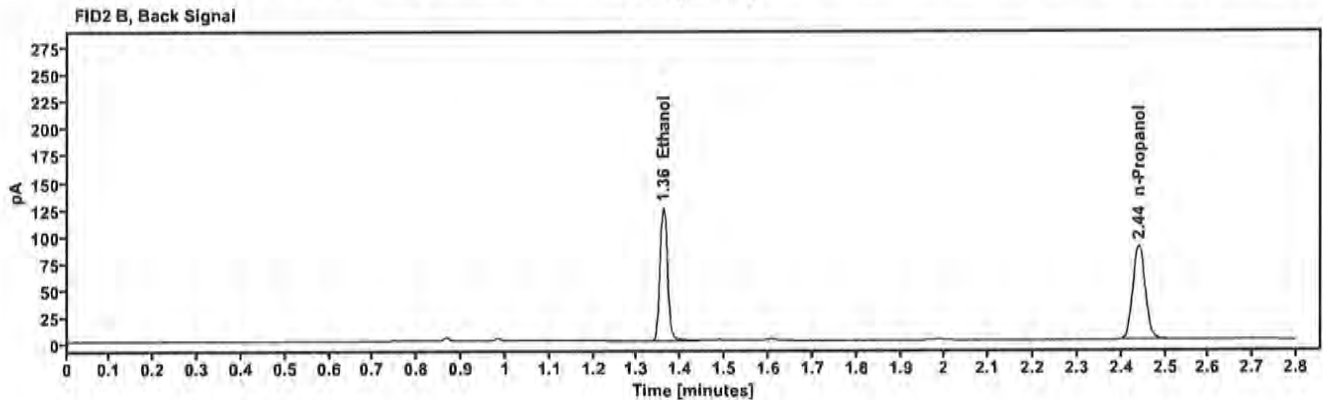
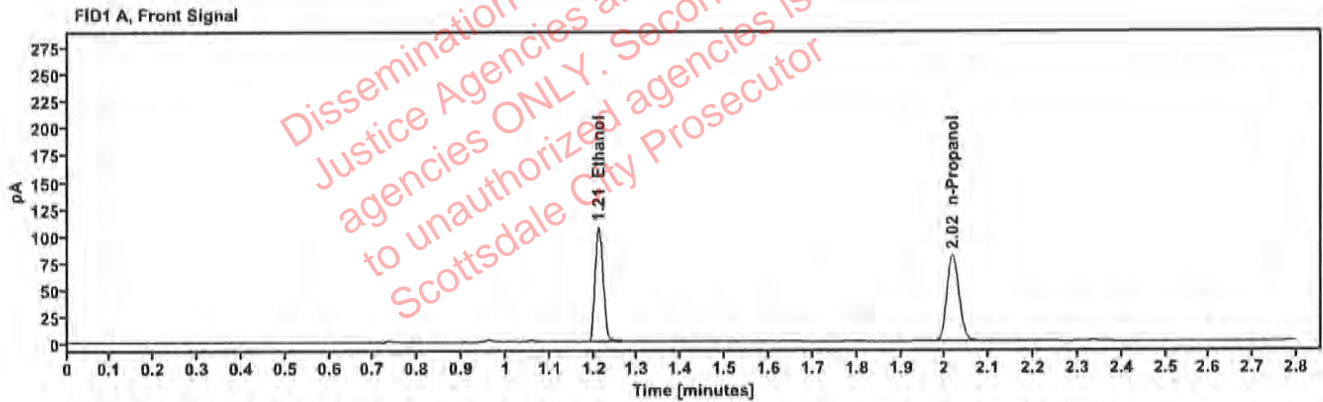


Table 1: FID 1 A (column DB-ALC1)

Compound	Amount (g/100mL)	Time (min)	Peak Area
>Ethanol	0.2105	1.211	135.948
n-Propanol	—	2.018	160.124

Table 2: FID 2 B (column DB-ALC2)

Compound	Time (min)	Peak Area
Ethanol	1.360	149.887
n-Propanol	2.439	174.259

Scottsdale Police Department Crime Lab Volatiles Analysis

Sample:	2326492-1	Vial:	40
Description:	[REDACTED]	LIMS ID:	[REDACTED]
Method:	ethanol quant.M	Sequence:	03Jan24
Instrument:	US14173023 CN14160045	Injection date:	1/3/2024 2:05:37 PM
Data file:	C:\Chem32\1\Data\03Jan24\40.D	Analyst:	Canonico

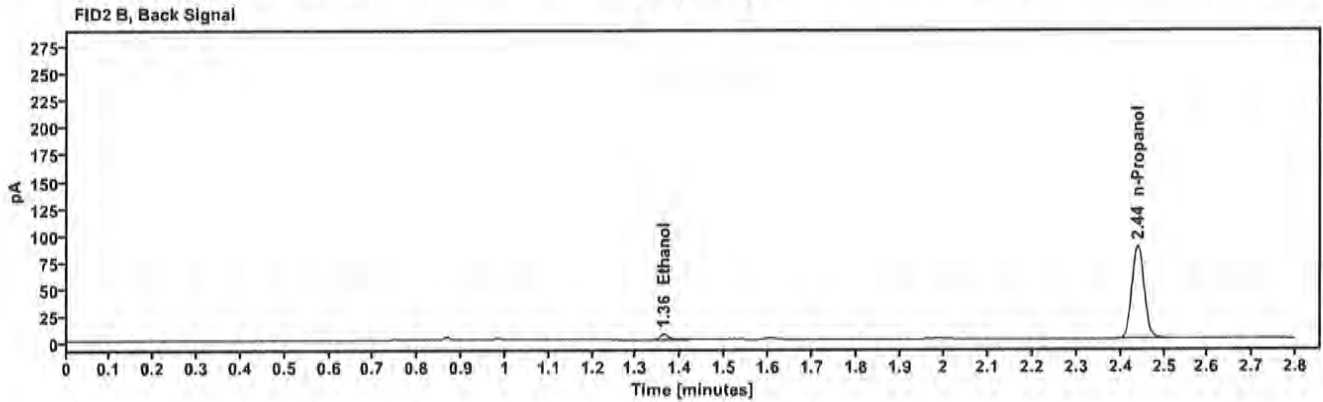
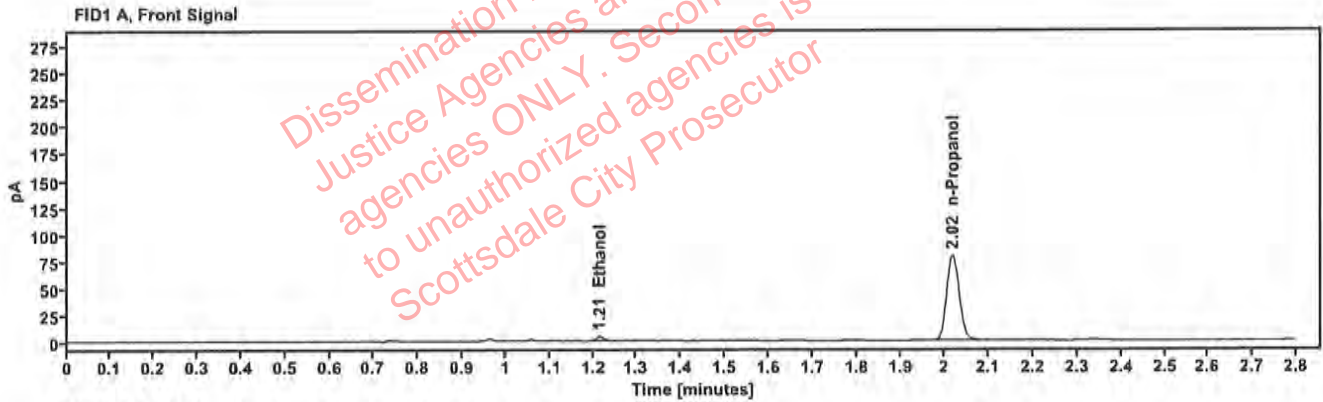


Table 1: FID 1 A (column DB-ALC1)

Compound	Amount (g/100mL)	Time (min)	Peak Area
>Ethanol	0.0101	1.215	5.804
n-Propanol	-----	2.018	158.250

Table 2: FID 2 B (column DB-ALC2)

Compound	Time (min)	Peak Area
Ethanol	1.363	6.805
n-Propanol	2.439	172.407

Scottsdale Police Department Crime Lab Volatiles Analysis

Sample:	2326492-1	Vial:	41
Description:	[REDACTED]	LIMS ID:	[REDACTED]
Method:	ethanol quant.M	Sequence:	03Jan24
Instrument:	US14173023 CN14160045	Injection date:	1/3/2024 2:09:37 PM
Data file:	C:\Chem32\1\Data\03Jan24\41.D	Analyst:	Canonico

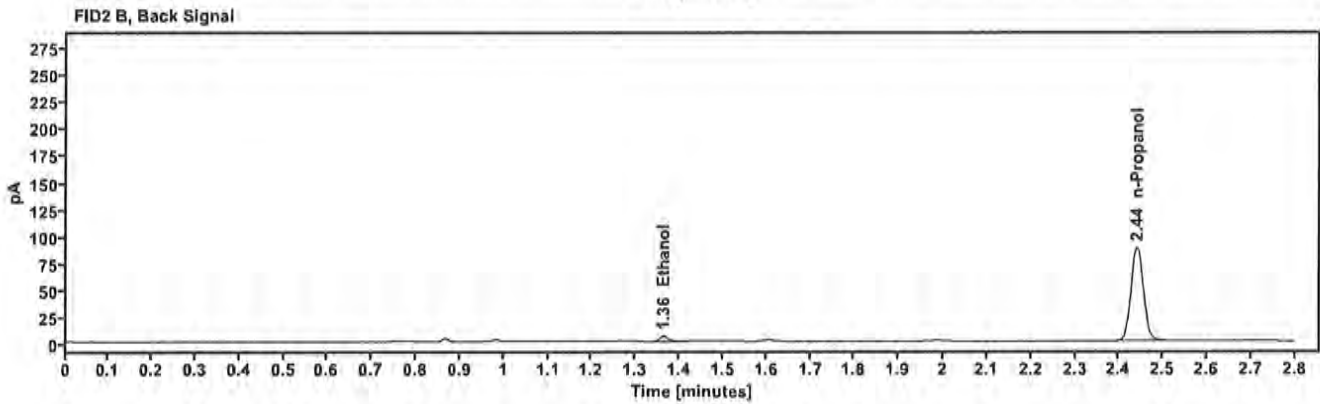
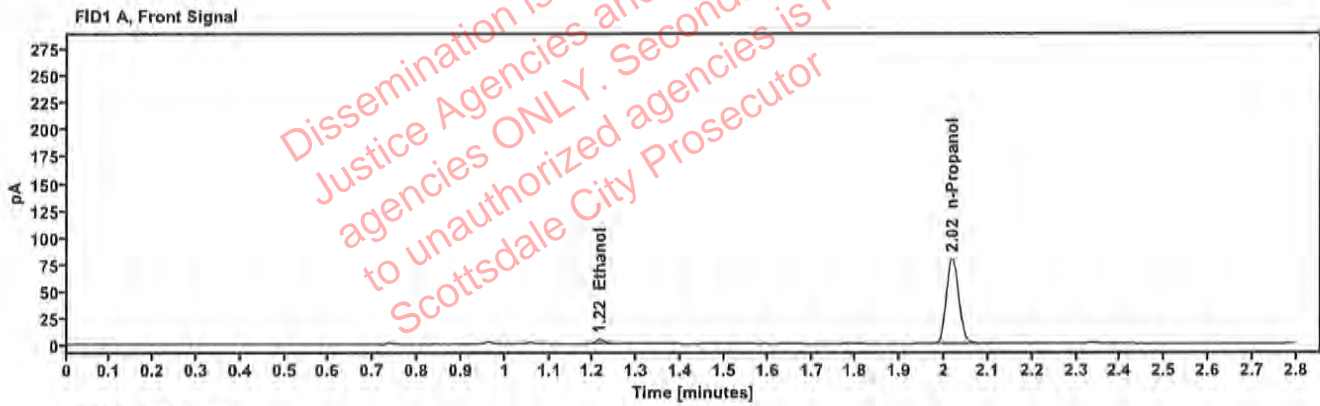


Table 1: FID 1 A (column DB-ALC1)

Compound	Amount (g/100mL)	Time (min)	Peak Area
>Ethanol	0.0100	1.215	5.815
n-Propanol	---	2.018	159.362

Table 2: FID 2 B (column DB-ALC2)

Compound	Time (min)	Peak Area
Ethanol	1.363	6.770
n-Propanol	2.440	174.045

Scottsdale Police Department Crime Lab Volatiles Analysis

Sample:	2326497-2	Vial:	43
Description:	██████████	LIMS ID:	██████████
Method:	ethanol quant.M	Sequence:	03Jan24
Instrument:	US14173023 CN14160045	Injection date:	1/3/2024 2:17:52 PM
Data file:	C:\Chem32\1\Data\03Jan24\43.D	Analyst:	Canonico

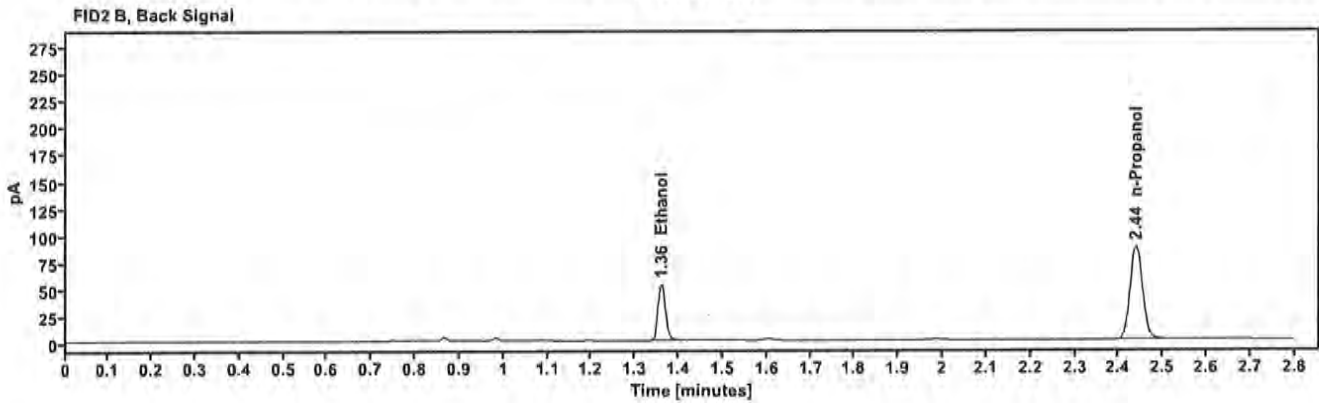
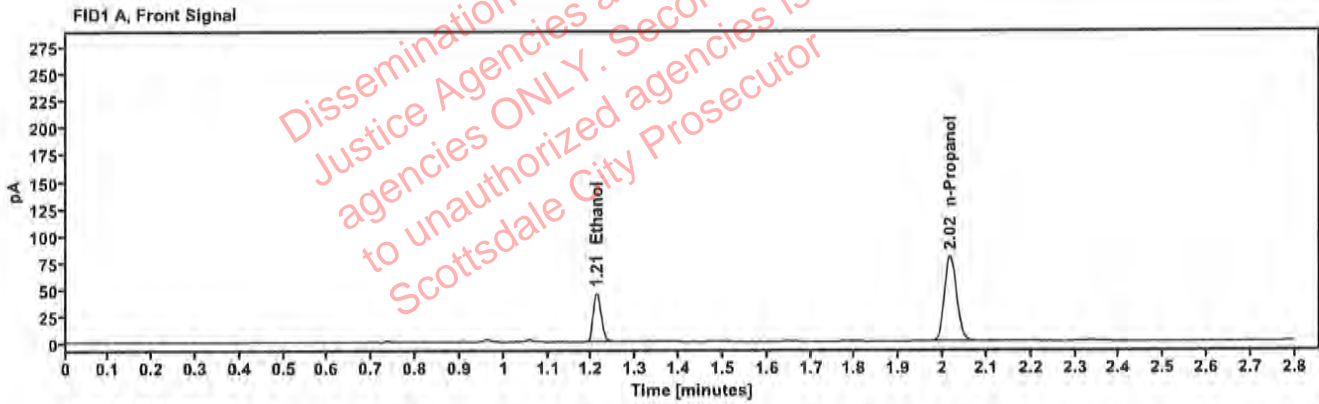


Table 1: FID 1 A (column DB-ALC1)

Compound	Amount (g/100mL)	Time (min)	Peak Area
>Ethanol	0.0911	1.211	57.777
n-Propanol	—	2.017	158.189

Table 2: FID 2 B (column DB-ALC2)

Compound	Time (min)	Peak Area
Ethanol	1.359	63.532
n-Propanol	2.438	172.282

Scottsdale Police Department Crime Lab Volatiles Analysis

Sample:	2326497-2	Vial:	44
Description:	██████████	LIMS ID:	██████████
Method:	ethanol quant.M	Sequence:	03Jan24
Instrument:	US14173023 CN14160045	Injection date:	1/3/2024 2:21:52 PM
Data file:	C:\Chem32\1\Data\03Jan24\44.D	Analyst:	Canonico

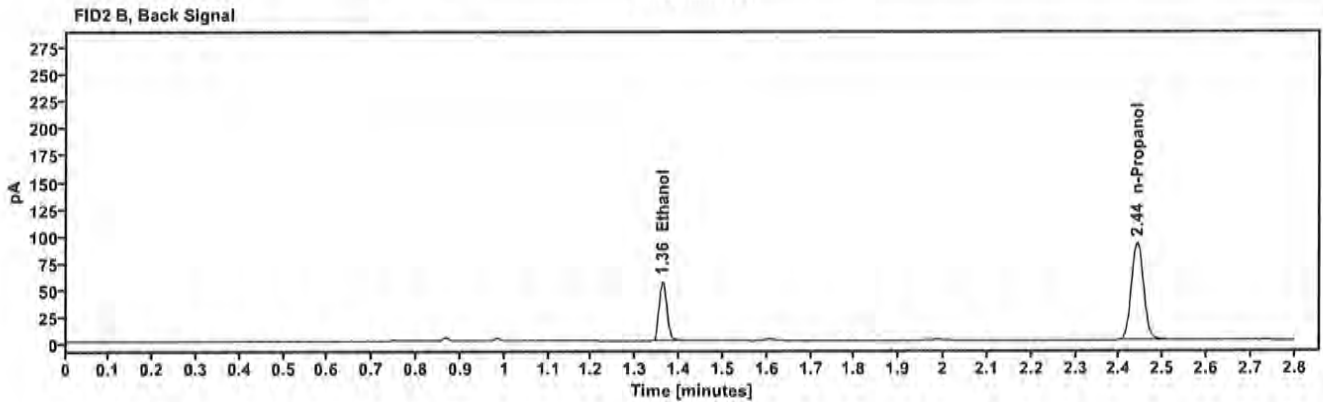
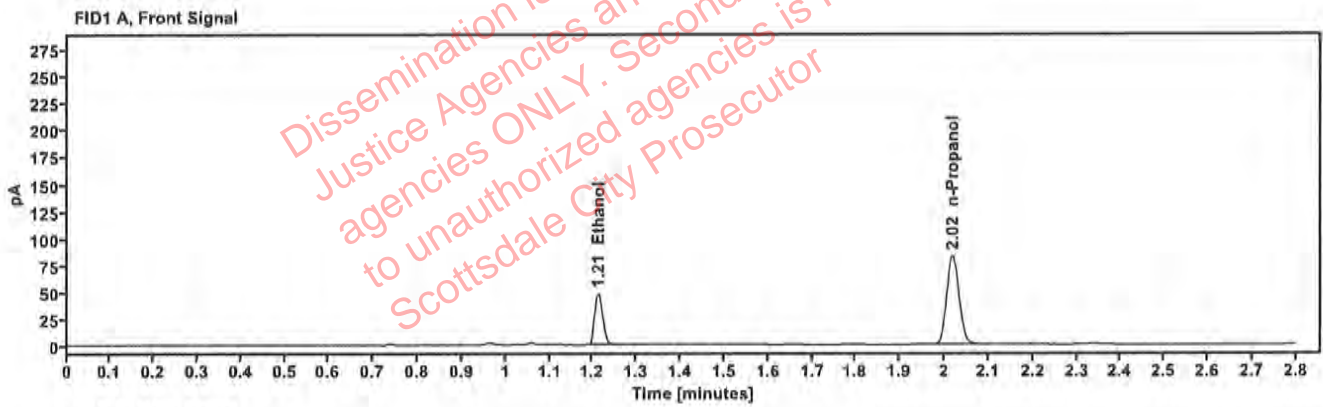


Table 1: FID 1 A (column DB-ALC1)

Compound	Amount (g/100mL)	Time (min)	Peak Area
>Ethanol	0.0930	1.213	61.621
n-Propanol	---	2.018	165.231

Table 2: FID 2 B (column DB-ALC2)

Compound	Time (min)	Peak Area
Ethanol	1.362	67.809
n-Propanol	2.440	179.987

Scottsdale Police Department Crime Lab Volatiles Analysis

Sample:	334-01W.B.	Vial:	45
Description:	[REDACTED]	LIMS ID:	[REDACTED]
Method:	ethanol quant.M	Sequence:	03Jan24
Instrument:	US14173023 CN14160045	Injection date:	1/3/2024 2:25:51 PM
Data file:	C:\Chem32\11\Data\03Jan24\45.D	Analyst:	Canonico

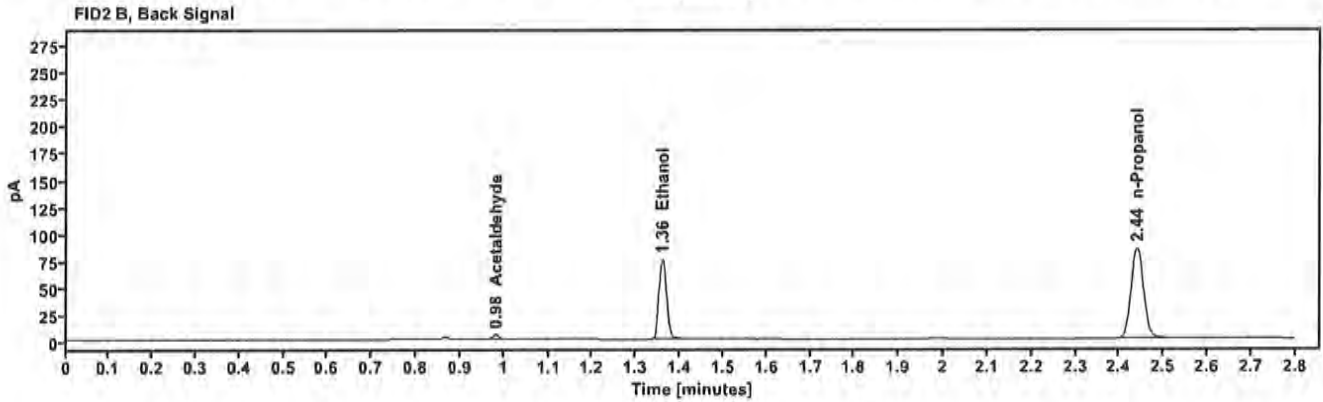
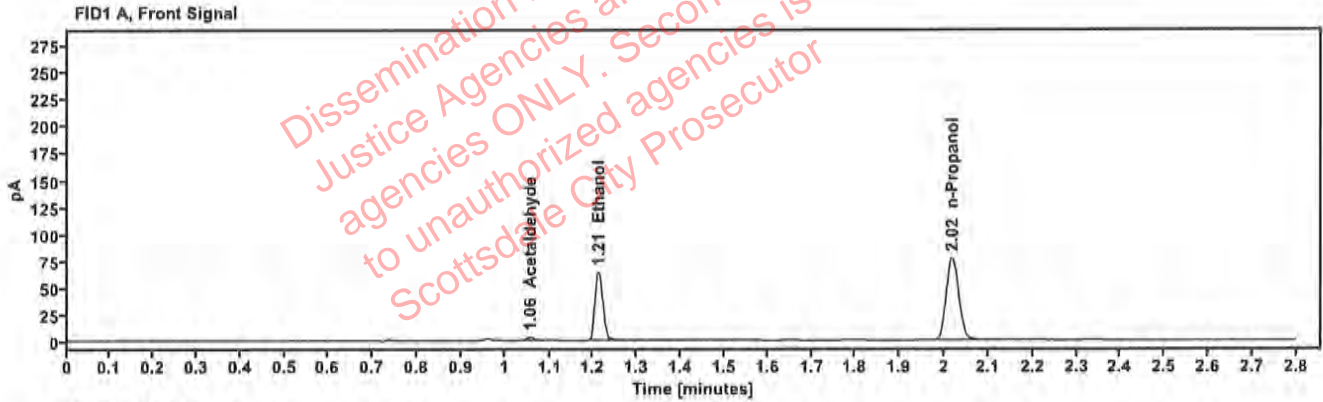


Table 1: FID 1 A (column DB-ALC1)

Compound	Amount (g/100mL)	Time (min)	Peak Area
Acetaldehyde	---	1.057	3.827
>Ethanol	0.1331	1.212	81.917
n-Propanol	---	2.018	153.051

Table 2: FID 2 B (column DB-ALC2)

Compound	Time (min)	Peak Area
Acetaldehyde	0.982	4.296
Ethanol	1.360	89.724
n-Propanol	2.439	167.264

Scottsdale Police Department Crime Lab Volatiles Analysis

Sample:	334-01W.B.	Vial:	46
Description:	██████████	LIMS ID:	██████████
Method:	ethanol quant.M	Sequence:	03Jan24
Instrument:	US14173023 CN14160045	Injection date:	1/3/2024 2:29:52 PM
Data file:	C:\Chem32\1\Data\03Jan24\46.D	Analyst:	Canonico

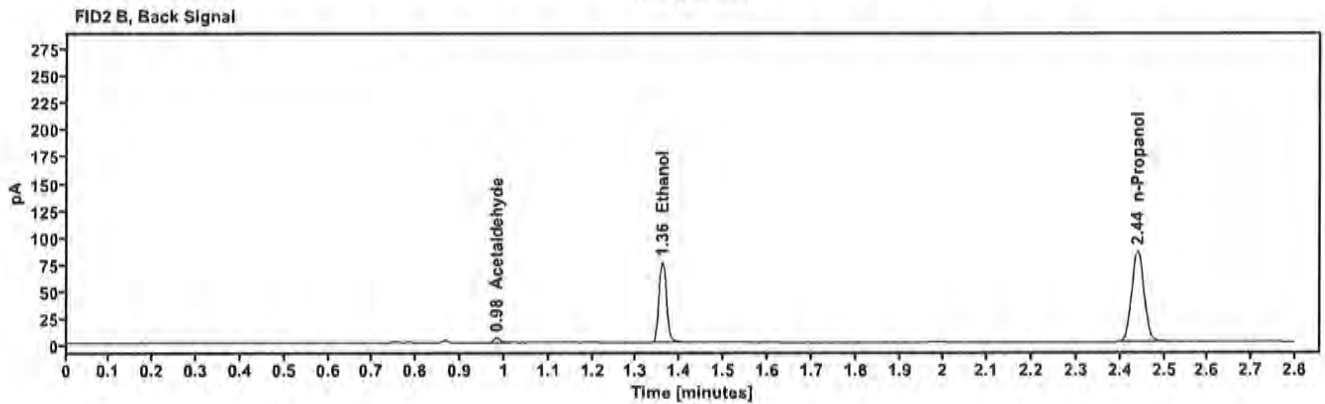
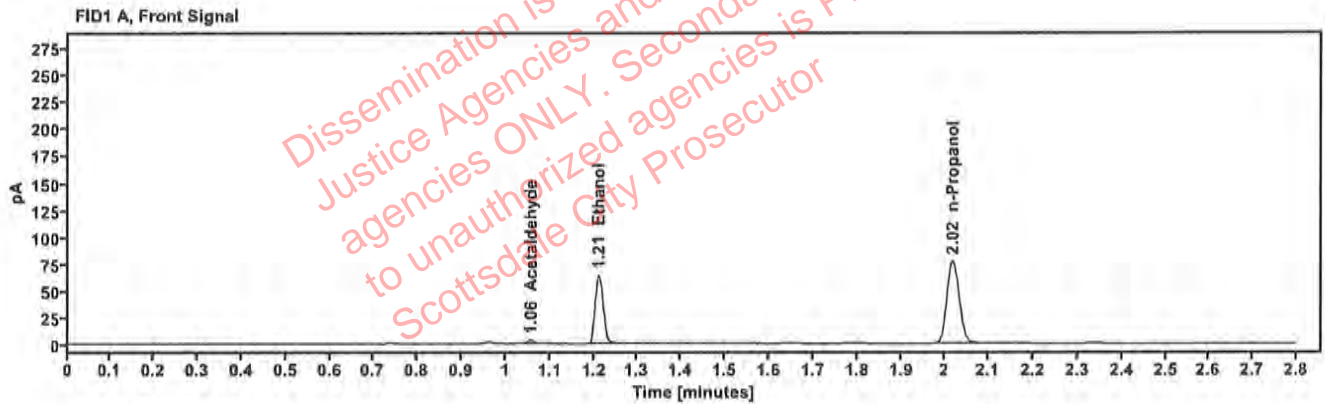


Table 1: FID 1 A (column DB-ALC1)

Compound	Amount (g/100mL)	Time (min)	Peak Area
Acetaldehyde	—	1.057	3.891
>Ethanol	0.1329	1.211	82.035
n-Propanol	—	2.017	153.422

Table 2: FID 2 B (column DB-ALC2)

Compound	Time (min)	Peak Area
Acetaldehyde	0.982	4.361
Ethanol	1.360	89.866
n-Propanol	2.439	167.734

Scottsdale Police Department Crime Lab Volatiles Analysis

Sample:	2326663-3	Vial:	47
Description:	[REDACTED]	LIMS ID:	[REDACTED]
Method:	ethanol quant.M	Sequence:	03Jan24
Instrument:	US14173023 CN14160045	Injection date:	1/3/2024 2:33:52 PM
Data file:	C:\Chem32\1\Data\03Jan24\47.D	Analyst:	Canonico

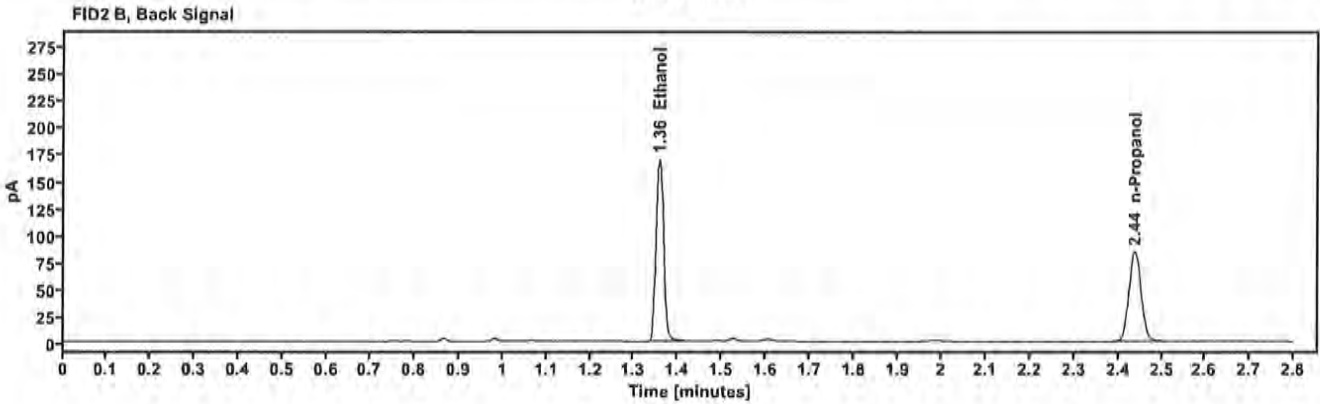
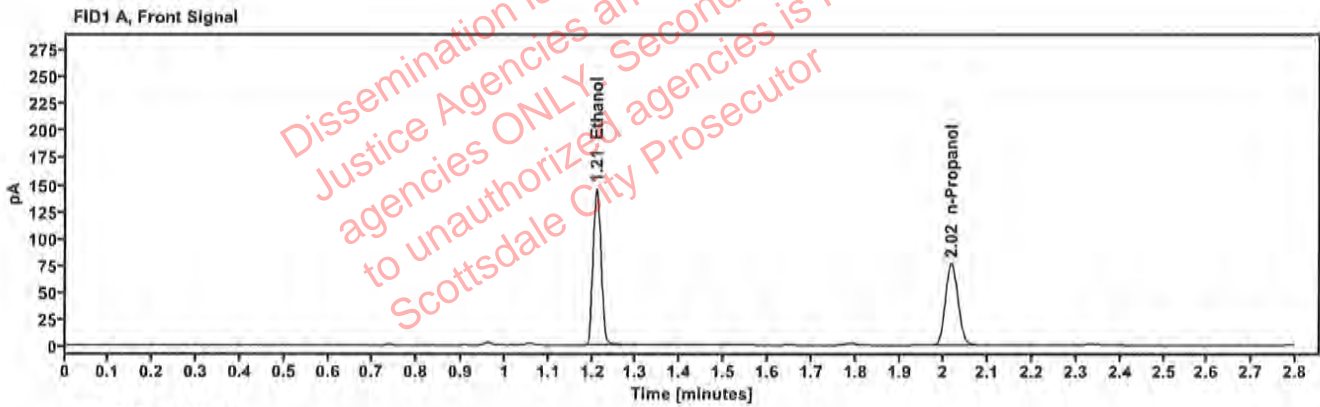


Table 1: FID 1 A (column DB-ALC1)

Compound	Amount (g/100mL)	Time (min)	Peak Area
>Ethanol	0.3005	1.210	184.407
n-Propanol	—	2.016	151.902

Table 2: FID 2 B (column DB-ALC2)

Compound	Time (min)	Peak Area
Ethanol	1.358	203.256
n-Propanol	2.437	165.335

Scottsdale Police Department Crime Lab Volatiles Analysis

Sample:	2326663-3	Vial:	48
Description:	[REDACTED]	LIMS ID:	[REDACTED]
Method:	ethanol quant.M	Sequence:	03Jan24
Instrument:	US14173023 CN14160045	Injection date:	1/3/2024 2:37:53 PM
Data file:	C:\Chem32\1\Data\03Jan24\48.D	Analyst:	Canonico

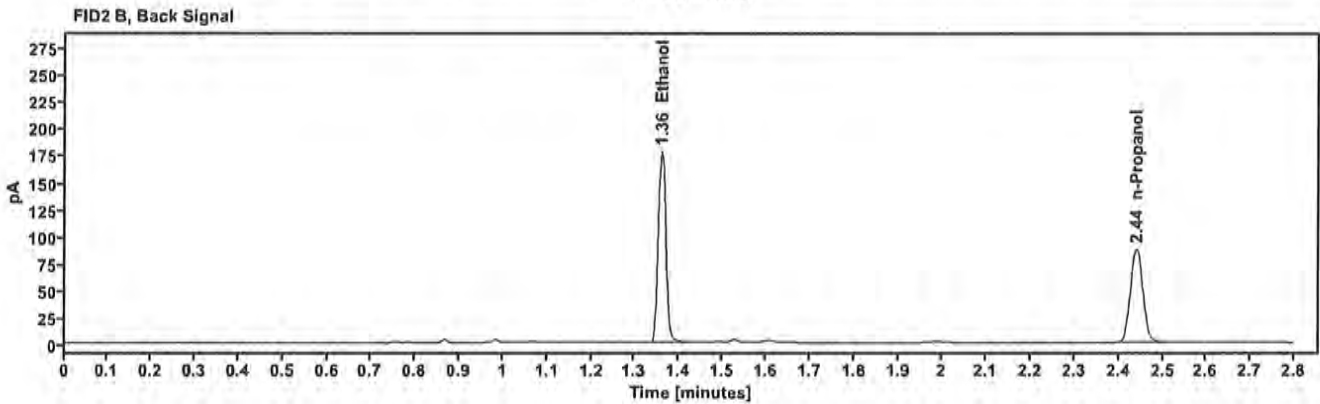
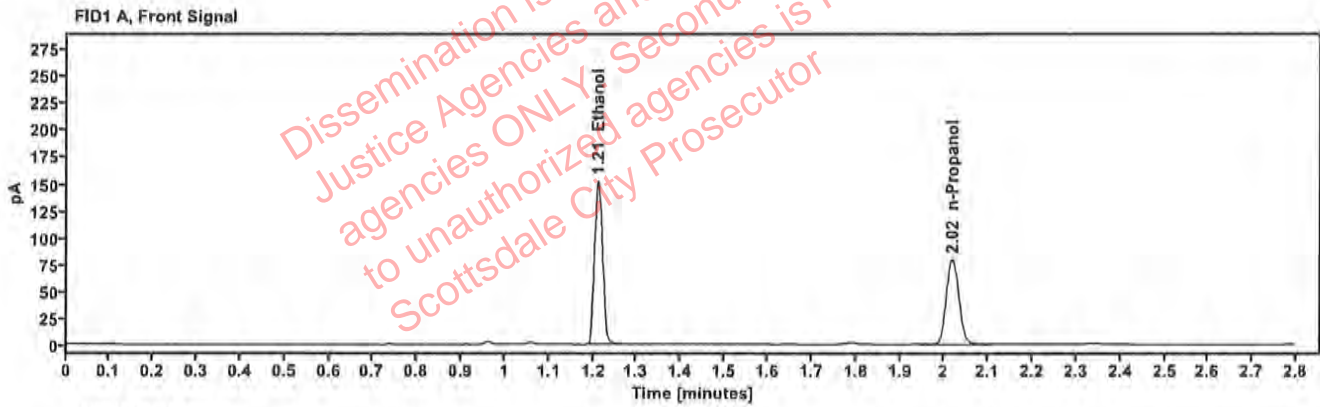


Table 1: FID 1 A (column DB-ALC1)

Compound	Amount (g/100mL)	Time (min)	Peak Area
>Ethanol	0.3027	1.211	194.337
n-Propanol	---	2.018	158.924

Table 2: FID 2 B (column DB-ALC2)

Compound	Time (min)	Peak Area
Ethanol	1.360	215.298
n-Propanol	2.440	172.549

Scottsdale Police Department Crime Lab Volatiles Analysis

Sample:	2326683-2	Vial:	49
Description:	[REDACTED]	LIMS ID:	[REDACTED]
Method:	ethanol quant.M	Sequence:	03Jan24
Instrument:	US14173023 CN14160045	Injection date:	1/3/2024 2:42:07 PM
Data file:	C:\Chem32\1\Data\03Jan24\49.D	Analyst:	Canonico

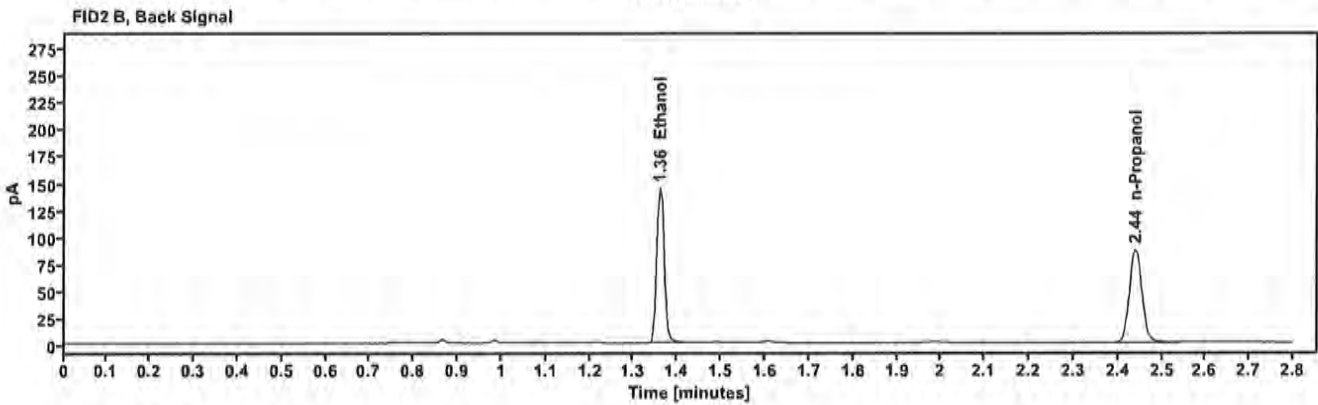
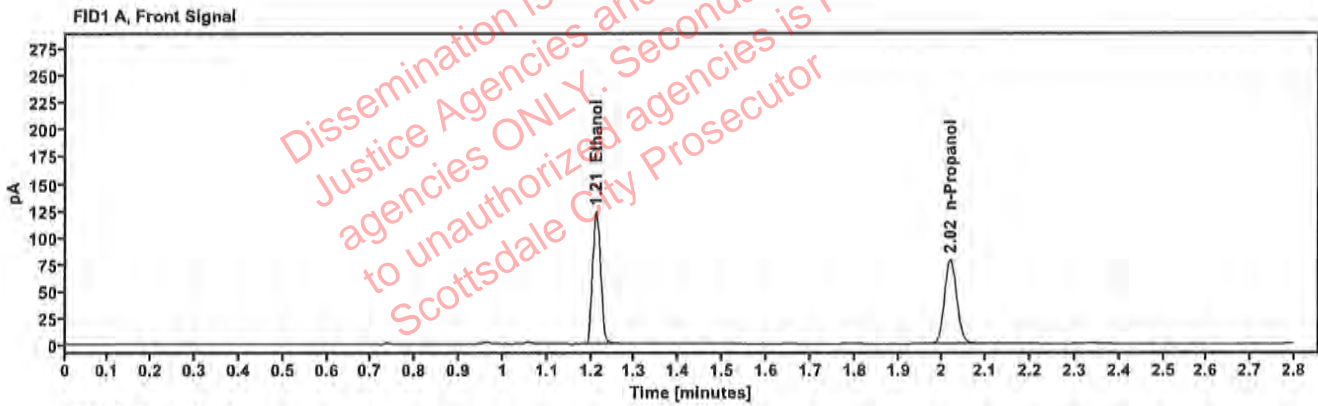


Table 1: FID 1 A (column DB-ALC1)

Compound	Amount (g/100mL)	Time (min)	Peak Area
>Ethanol	0.2480	1.211	157.421
n-Propanol	---	2.018	157.260

Table 2: FID 2 B (column DB-ALC2)

Compound	Time (min)	Peak Area
Ethanol	1.360	173.228
n-Propanol	2.440	171.243

Scottsdale Police Department Crime Lab Volatiles Analysis

Sample:	2326683-2	Vial:	50
Description:	[REDACTED]	LIMS ID:	[REDACTED]
Method:	ethanol quant.M	Sequence:	03Jan24
Instrument:	US14173023 CN14160045	Injection date:	1/3/2024 2:46:07 PM
Data file:	C:\Chem32\1\Data\03Jan24\50.D	Analyst:	Canonico

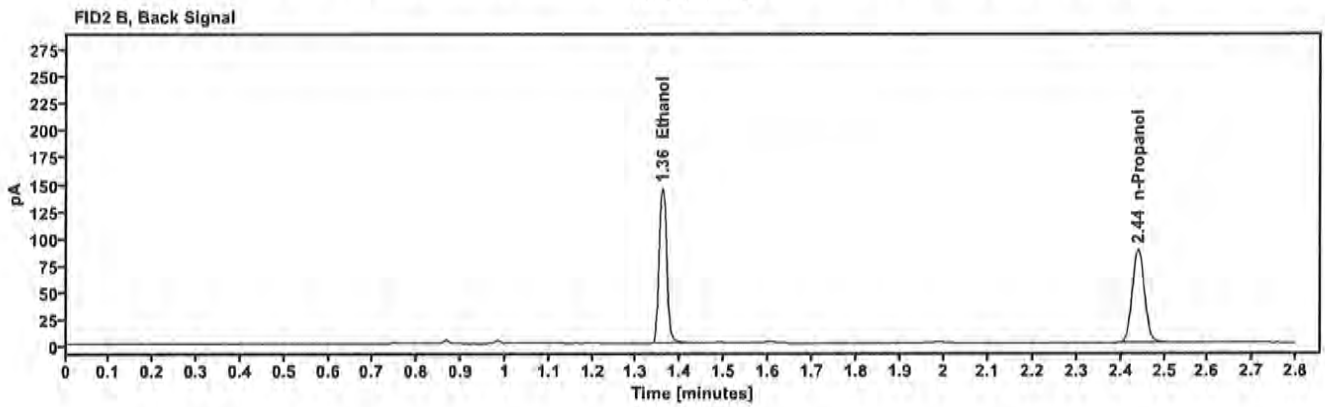
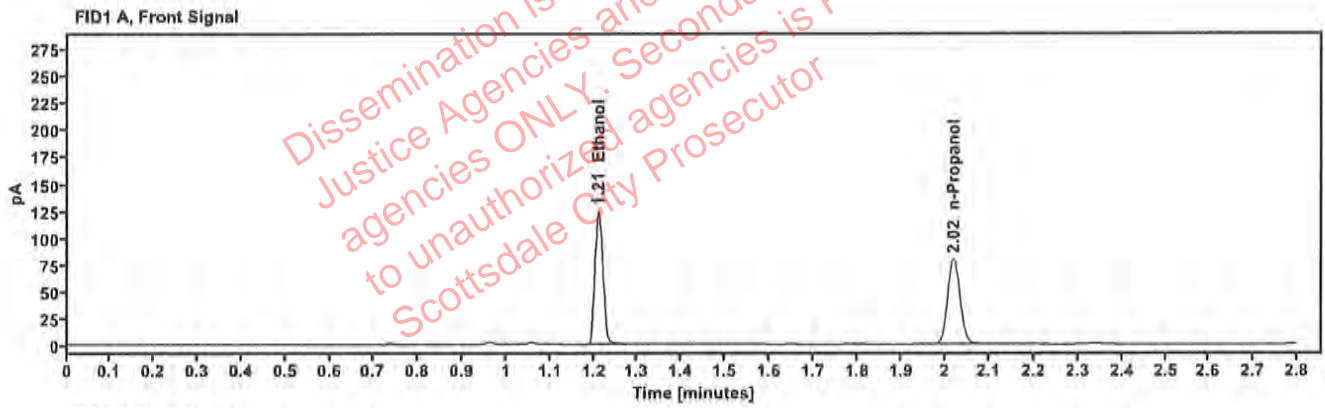


Table 1: FID 1 A (column DB-ALC1)

Compound	Amount (g/100mL)	Time (min)	Peak Area
>Ethanol	0.2470	1.211	157.693
n-Propanol	---	2.018	158.125

Table 2: FID 2 B (column DB-ALC2)

Compound	Time (min)	Peak Area
Ethanol	1.360	173.915
n-Propanol	2.439	171.988

Scottsdale Police Department Crime Lab Volatiles Analysis

Sample:	2325768-2	Vial:	51
Description:	[REDACTED]	LIMS ID:	[REDACTED]
Method:	ethanol quant.M	Sequence:	03Jan24
Instrument:	US14173023 CN14160045	Injection date:	1/3/2024 2:50:06 PM
Data file:	C:\Chem32\1\Data\03Jan24\51.D	Analyst:	Canonico

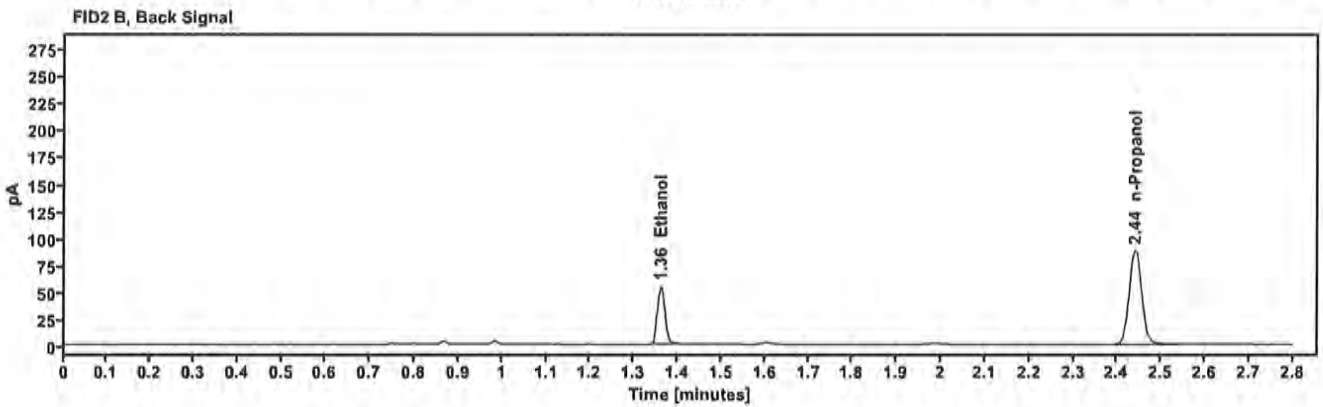
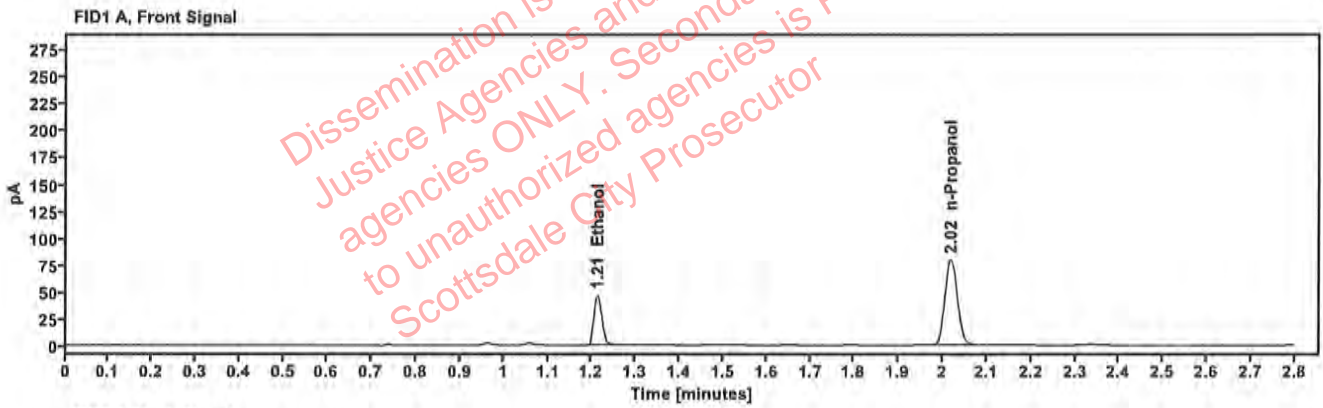


Table 1: FID 1 A (column DB-ALC1)

Compound	Amount (g/100mL)	Time (min)	Peak Area
>Ethanol	0.0933	1.213	59.656
n-Propanol	---	2.018	159.483

Table 2: FID 2 B (column DB-ALC2)

Compound	Time (min)	Peak Area
Ethanol	1.361	65.714
n-Propanol	2.440	173.350

Scottsdale Police Department Crime Lab Volatiles Analysis

Sample:	2325768-2	Vial:	52
Description:		LIMS ID:	
Method:	ethanol quant.M	Sequence:	03Jan24
Instrument:	US14173023 CN14160045	Injection date:	1/3/2024 2:54:06 PM
Data file:	C:\Chem32\1\Data\03Jan24\52.D	Analyst:	Canonico

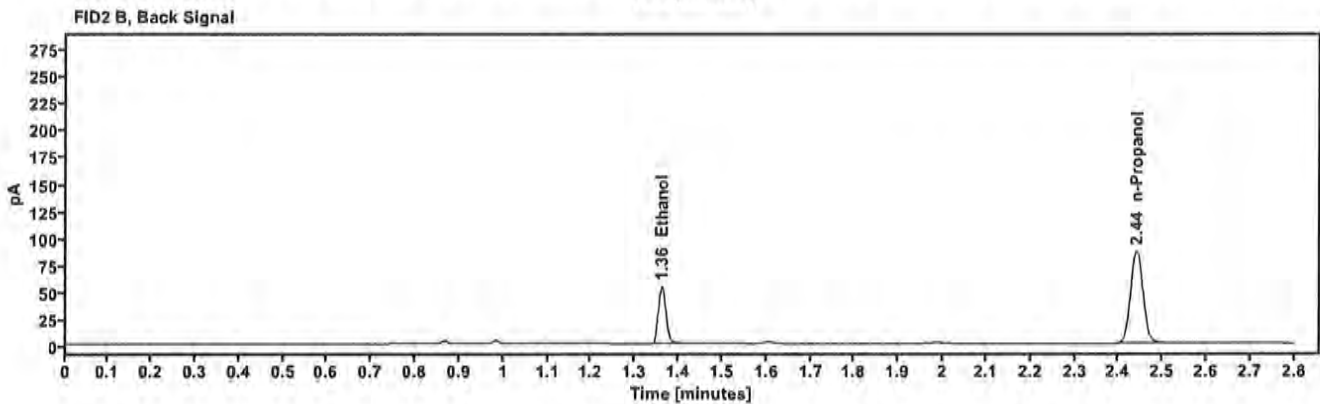
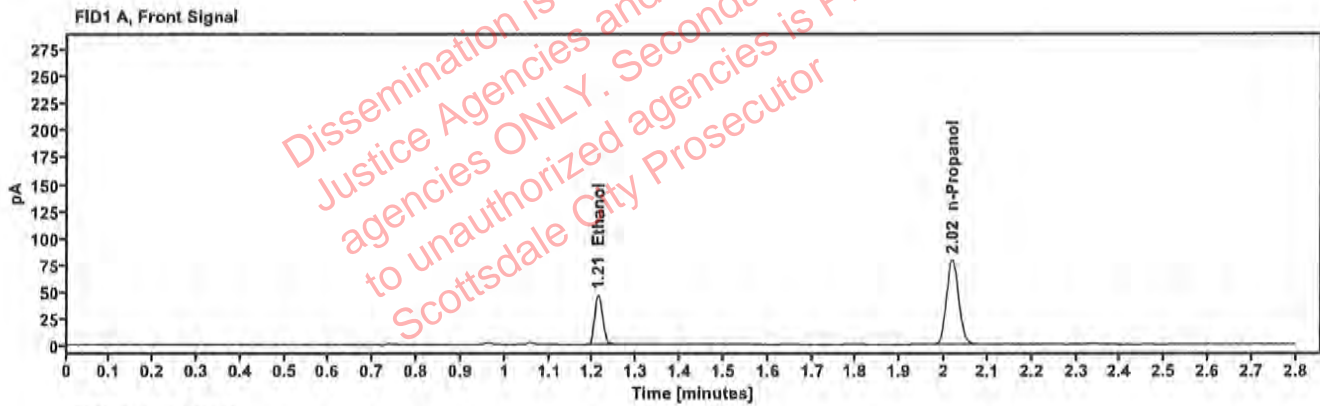


Table 1: FID 1 A (column DB-ALC1)

Compound	Amount (g/100mL)	Time (min)	Peak Area
>Ethanol	0.0939	1.213	59.216
n-Propanol	—	2.018	157.330

Table 2: FID 2 B (column DB-ALC2)

Compound	Time (min)	Peak Area
Ethanol	1.361	65.242
n-Propanol	2.440	171.238