

# SCOTTSDALE POLICE DEPARTMENT CRIME LABORATORY BLOOD ALCOHOL FACE SHEET

ANALYSIS DATE 1/17/24 SEQUENCE NAME 17Jan24

### EQUIPMENT

Pipettor  Hamilton ML600EH7497  Hamilton ML600GJ10749  
 Gas Chromatograph  Agilent US14173023

### INSTRUMENT CALIBRATION

Vial 1 0.02 calibrator Lot FN03122113 Coefficient of determination (r<sup>2</sup>)  
 Vial 2 0.10 calibrator Lot FN03072301 0.99996  
 Vial 3 0.20 calibrator Lot FN03132302  
 Vial 4 0.40 calibrator Lot FN03052102

### CALIBRATION VERIFICATION AND RESOLUTION TEST

Vial	Sample	Expected result	Measured result	Manufacturer/lot
5	Blank	Not detected	Not detected	SPD lab 011823WB
6	Volatiles mix	6 compounds	6 compounds	SPD lab 050721MIX
7	Aqueous control	0.400 g/dL	0.402 g/dL	Lipomed 30012020-A
8	Aqueous control	0.040 g/dL	0.041 g/dL	Lipomed 14082019-B
9	Blood control	0.199 g/dL	0.203 g/dL	ACQ 4110320133/11
20	Aqueous control	0.080 g/dL	0.080 g/dL	Lipomed 20012020-B
31	Blood control	0.199 g/dL	0.202 g/dL	ACQ 4110320133/11
42	Aqueous control	0.080 g/dL	0.080 g/dL	Lipomed 20012020-B
53	Blood control	0.199 g/dL	0.203 g/dL	ACQ 4110320133/11
64	Aqueous control	0.400 g/dL	0.401 g/dL	Lipomed 30012020-A
65	Aqueous control	0.040 g/dL	0.041 g/dL	Lipomed 14082019-B
66	Blood control	0.199 g/dL	0.202 g/dL	ACQ 4110320133/11
67	Blank	Not detected	Not detected	SPD lab 010524AQ

### SUBJECT SAMPLES

Subjects in the sequence 25 Subjects requiring reanalysis 0

ADDITIONAL NOTES: All testing proceeded as expected.  
 \_\_\_\_\_  
 \_\_\_\_\_  
 \_\_\_\_\_

Run valid  Run invalid  Philip Brook Analyst  
 Run valid  Run invalid  Erika Canonico Technical Reviewer

# Scottsdale Police Department Crime Laboratory Sequence Quality Assurance Summary

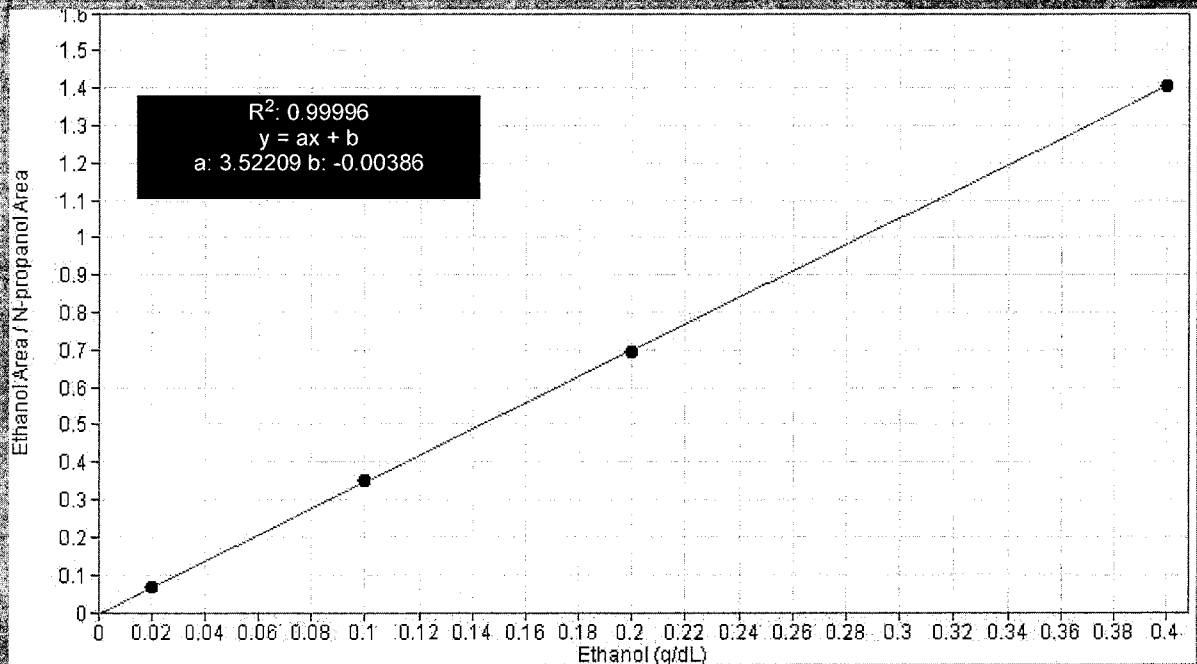
SEQUENCE NAME: 17Jan24

ANALYST: Brooke PB

Sample Name	Vial	Measured Value (g/dL)	Expected Value (g/dL)	Percent Difference	Absolute Difference (g/dL)
blank 011823WB	5	negative	negative	-	-
0.400 30012020-A	7	0.402	0.400	0.50	0.002
0.040 14082019-B	8	0.041	0.040	2.50	0.001
0.199 4110320133/11	9	0.203	0.199	2.01	0.004
0.080 20012020-B	20	0.080	0.080	0.00	0.000
0.199 4110320133/11	31	0.202	0.199	1.51	0.003
0.080 20012020-B	42	0.080	0.080	0.00	0.000
0.199 4110320133/11	53	0.203	0.199	2.01	0.004
0.400 30012020-A	64	0.401	0.400	0.25	0.001
0.040 14082019-B	65	0.041	0.040	2.50	0.001
0.199 4110320133/11	66	0.202	0.199	1.51	0.003
blank 010524AQ	67	negative	negative	-	-

Calibrator	Ethanol Area	N-propanol Area	Ratio
0.020	11.503	169.263	0.068
0.100	61.937	176.946	0.350
0.200	119.040	171.181	0.695
0.400	241.405	171.567	1.407

### Calibration Line



# Scottsdale Police Department Crime Lab Volatiles Analysis

<b>Sample:</b>	FN03122113	<b>Vial:</b>	1
<b>Description:</b>	0.020 calibrator	<b>Sequence:</b>	17Jan24
<b>Method:</b>	ethanol quant.M	<b>Injection date:</b>	1/17/2024 2:12:10 PM
<b>Instrument:</b>	US14173023 CN14160045	<b>Analyst:</b>	Brooke
<b>Data file:</b>	C:\Chem32\1\Data\17Jan24\1.D		

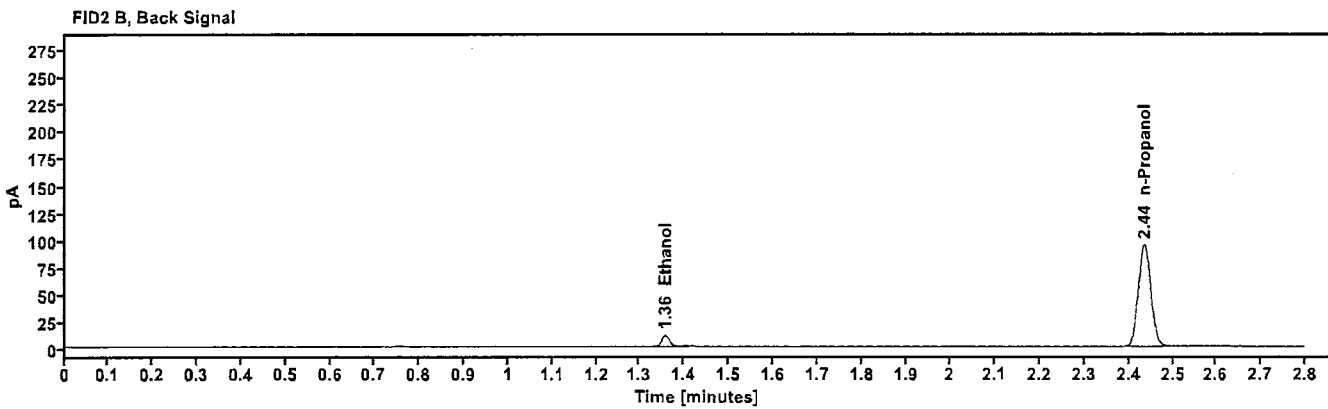
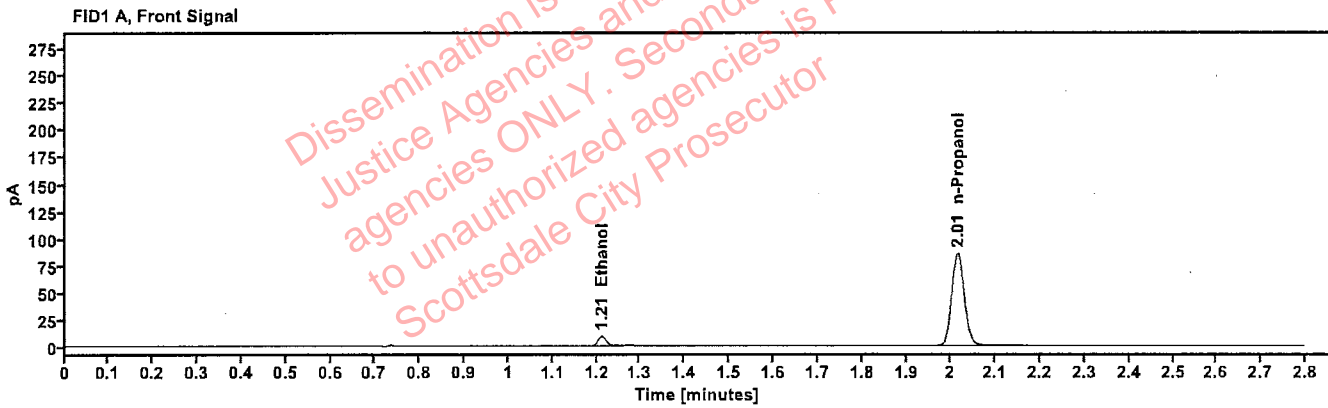


Table 1: FID 1 A (column DB-ALC1)

Compound	Time (min)	Peak Area
Ethanol	1.211	11.503
n-Propanol	2.015	169.263

Table 2: FID 2 B (column DB-ALC2)

Compound	Time (min)	Peak Area
Ethanol	1.358	12.575
n-Propanol	2.436	185.455

# Scottsdale Police Department Crime Lab Volatiles Analysis

<b>Sample:</b> FN03072301	<b>Vial:</b> 2
<b>Description:</b> 0.100 calibrator	<b>Sequence:</b> 17Jan24
<b>Method:</b> ethanol quant.M	<b>Injection date:</b> 1/17/2024 2:16:10 PM
<b>Instrument:</b> US14173023 CN14160045	<b>Analyst:</b> Brooke
<b>Data file:</b> C:\Chem32\1\Data\17Jan24\2.D	

AS

Dissemination is restricted to Criminal Justice Agencies and authorized agencies ONLY. Secondary dissemination to unauthorized agencies is PROHIBITED. Scottsdale City Prosecutor

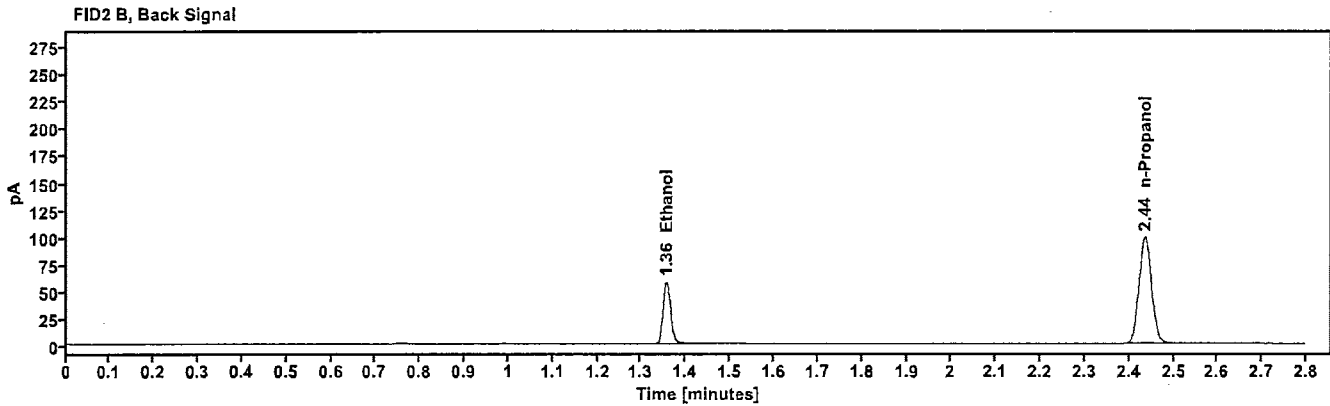
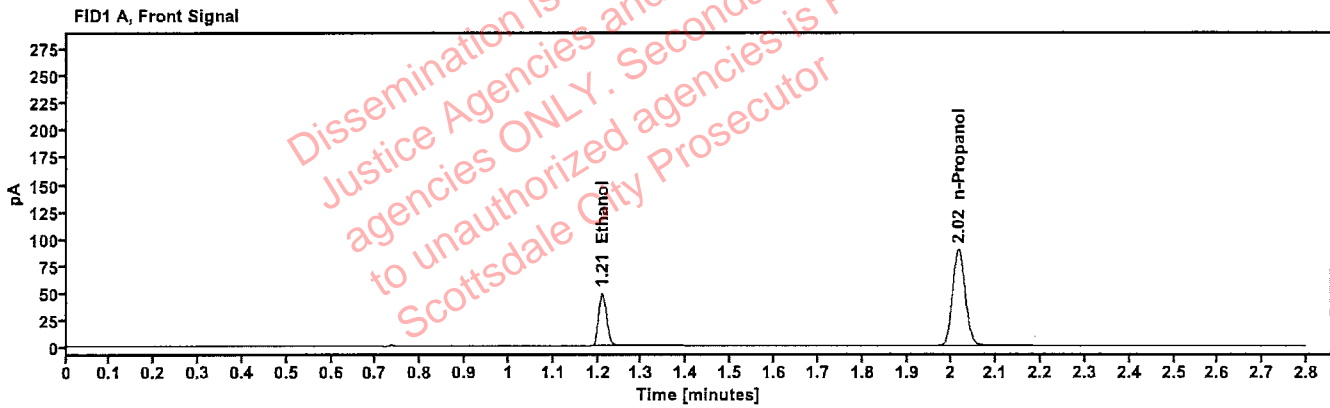


Table 1: FID 1 A (column DB-ALC1)

Compound	Time (min)	Peak Area
Ethanol	1.210	61.937
n-Propanol	2.015	176.946

Table 2: FID 2 B (column DB-ALC2)

Compound	Time (min)	Peak Area
Ethanol	1.357	68.061
n-Propanol	2.436	193.895

# Scottsdale Police Department Crime Lab Volatiles Analysis

<b>Sample:</b> FN03132302	<b>Vial:</b> 3
<b>Description:</b> 0.200 calibrator	<b>Sequence:</b> 17Jan24
<b>Method:</b> ethanol quant.M	<b>Injection date:</b> 1/17/2024 2:20:09 PM
<b>Instrument:</b> US14173023 CN14160045	<b>Analyst:</b> Brooke <span style="float: right;">PB</span>
<b>Data file:</b> C:\Chem32\1\Data\17Jan24\3.D	

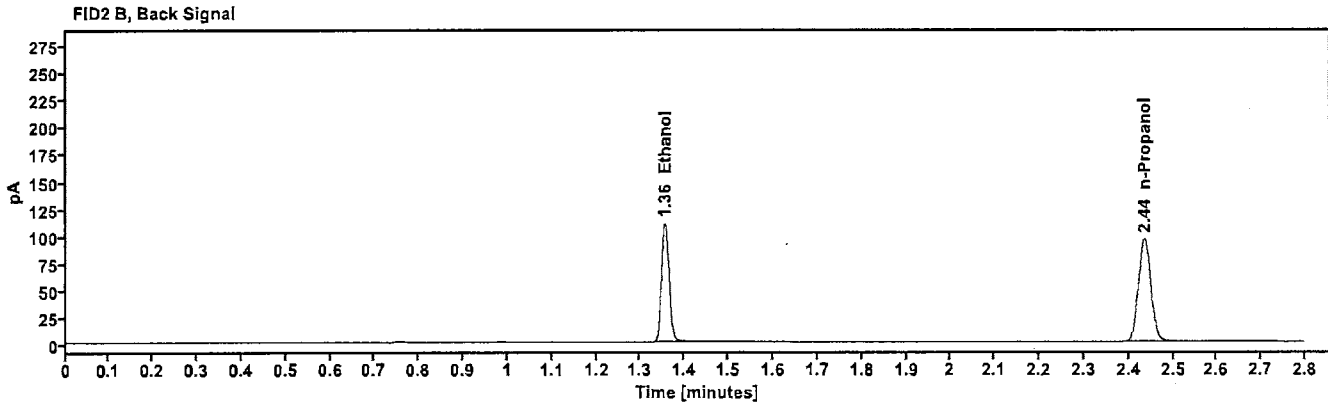
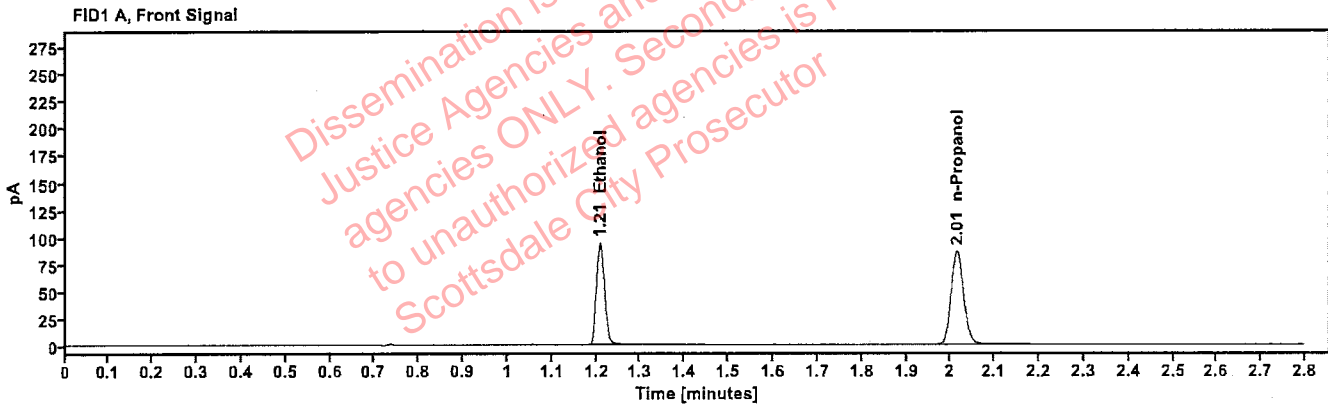


Table 1: FID 1 A (column DB-ALC1)

Compound	Time (min)	Peak Area
Ethanol	1.209	119.040
n-Propanol	2.015	171.181

Table 2: FID 2 B (column DB-ALC2)

Compound	Time (min)	Peak Area
Ethanol	1.356	130.910
n-Propanol	2.435	187.450

# Scottsdale Police Department Crime Lab Volatiles Analysis

<b>Sample:</b>	FN03052102	<b>Vial:</b>	4
<b>Description:</b>	0.400 calibrator	<b>Sequence:</b>	17Jan24
<b>Method:</b>	ethanol quant.M	<b>Injection date:</b>	1/17/2024 2:24:10 PM
<b>Instrument:</b>	US14173023 CN14160045	<b>Analyst:</b>	Brooke
<b>Data file:</b>	C:\Chem32\1\Data\17Jan24\4.D		

*BB*

Dissemination is restricted to Criminal Justice Agencies and authorized agencies ONLY. Secondary dissemination to unauthorized agencies is PROHIBITED. Scottsdale City Prosecutor

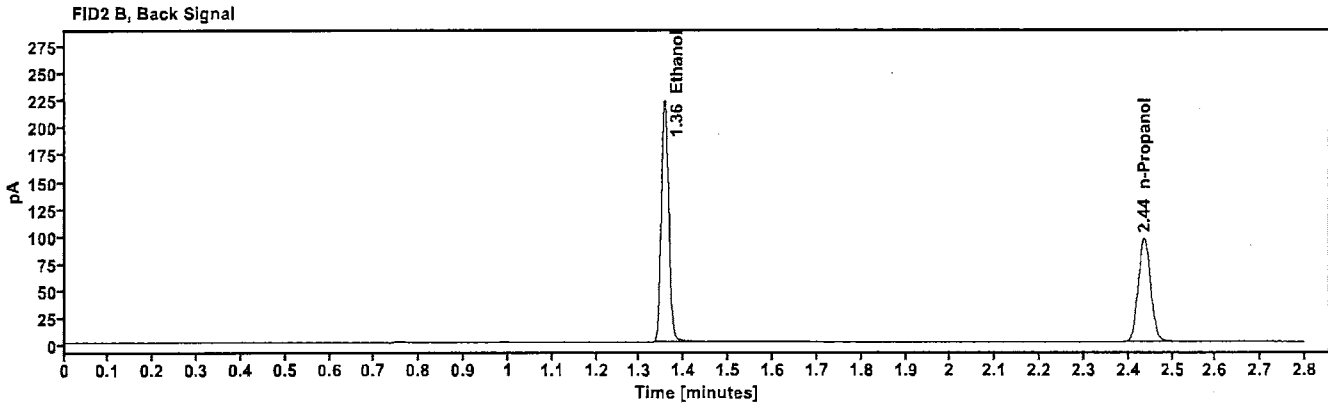
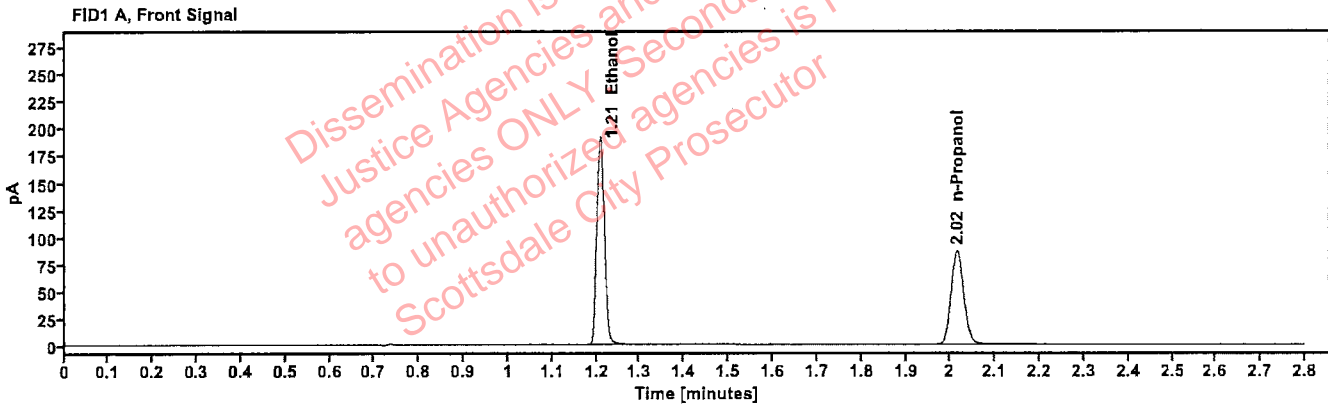


Table 1: FID 1 A (column DB-ALC1)

Compound	Time (min)	Peak Area
Ethanol	1.208	241.405
n-Propanol	2.015	171.567

Table 2: FID 2 B (column DB-ALC2)

Compound	Time (min)	Peak Area
Ethanol	1.356	266.256
n-Propanol	2.436	187.756

# Scottsdale Police Department Crime Lab Volatiles Analysis

<b>Sample:</b>	011823WB	<b>Vial:</b>	5
<b>Description:</b>	Negative	<b>LIMS ID:</b>	
<b>Method:</b>	ethanol quant.M	<b>Sequence:</b>	17Jan24
<b>Instrument:</b>	US14173023 CN14160045	<b>Injection date:</b>	1/17/2024 2:28:09 PM
<b>Data file:</b>	C:\Chem32\1\Data\17Jan24\5.D	<b>Analyst:</b>	Brooke

RB

Dissemination is restricted to Criminal Justice Agencies and authorized agencies ONLY. Secondary dissemination to unauthorized agencies is PROHIBITED. Scottsdale City Prosecutor

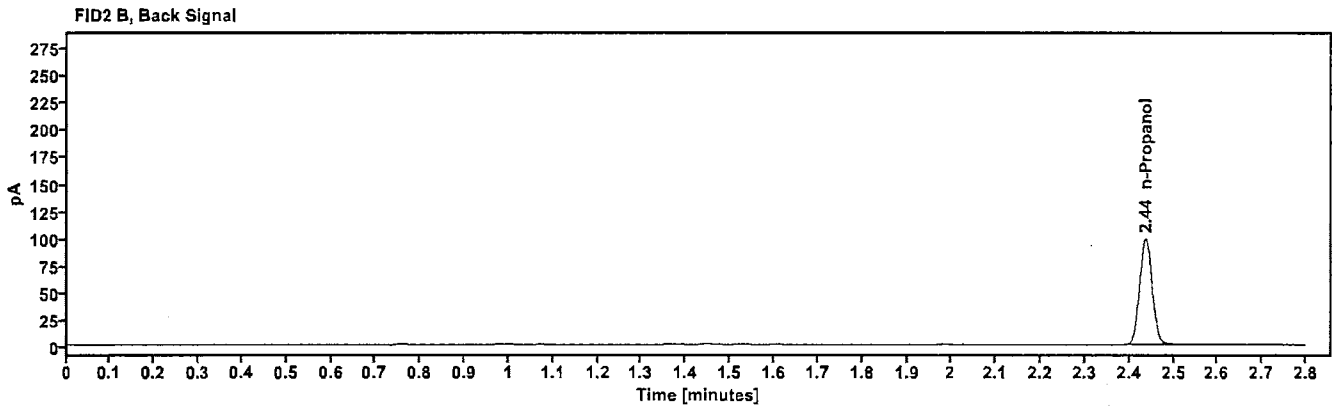
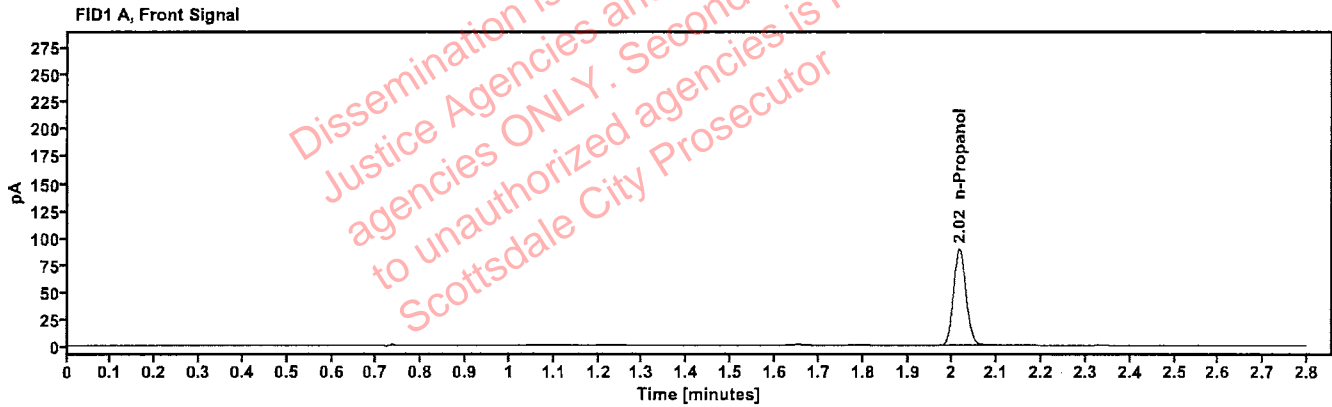


Table 1: FID 1 A (column DB-ALC1)

Compound	Amount (g/100mL)	Time (min)	Peak Area
n-Propanol	-----	2.016	176.503

Table 2: FID 2 B (column DB-ALC2)

Compound	Time (min)	Peak Area
n-Propanol	2.437	193.270

# Scottsdale Police Department Crime Lab Volatiles Analysis

<b>Sample:</b>	050721MIX	<b>Vial:</b>	6
<b>Description:</b>	Volatiles mix	<b>LIMS ID:</b>	
<b>Method:</b>	ethanol quant.M	<b>Sequence:</b>	17Jan24
<b>Instrument:</b>	US14173023 CN14160045	<b>Injection date:</b>	1/17/2024 2:32:10 PM
<b>Data file:</b>	C:\Chem32\1\Data\17Jan24\6.D	<b>Analyst:</b>	Brooke

YAB

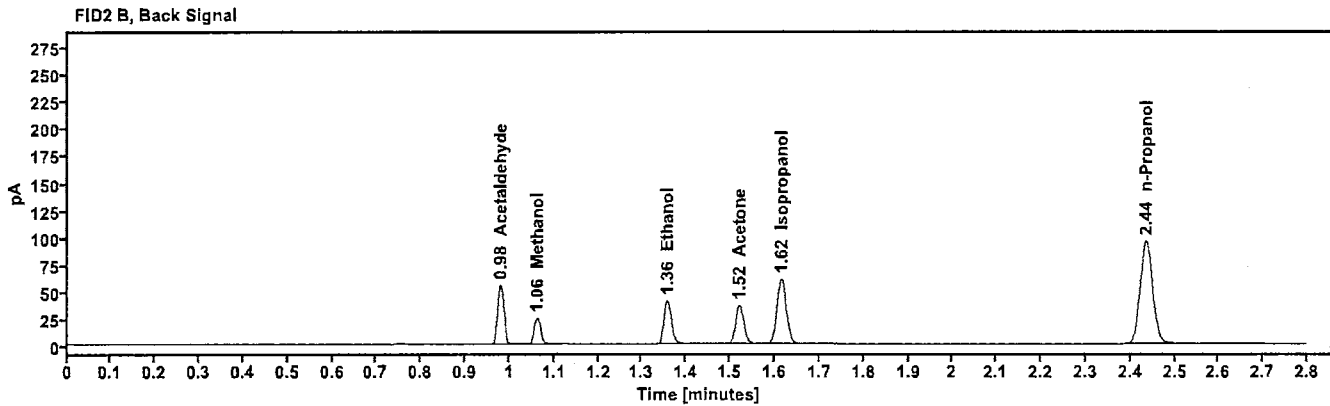
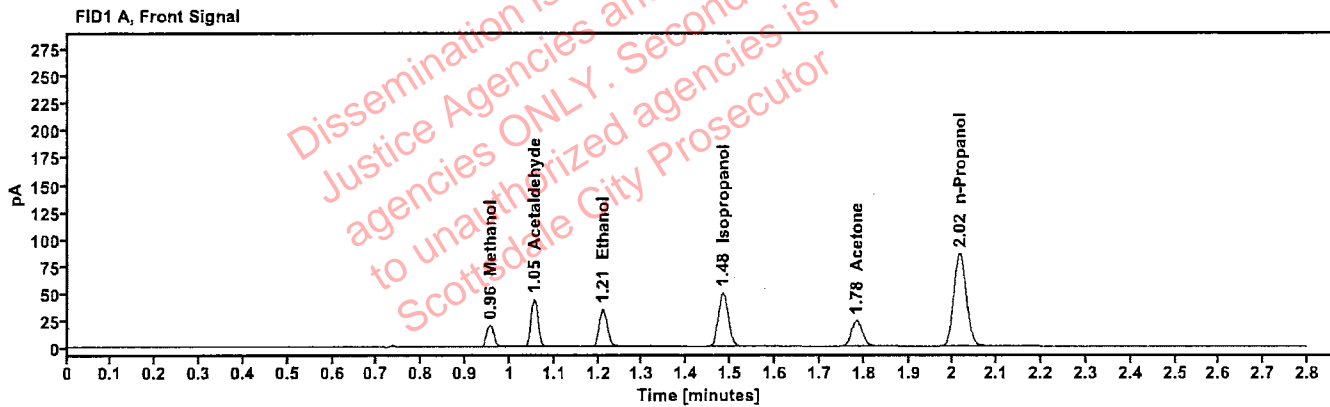


Table 1: FID 1 A (column DB-ALC1)

Compound	Amount (g/100mL)	Time (min)	Peak Area
Methanol	-----	0.956	22.633
Acetaldehyde	-----	1.055	47.956
>Ethanol	0.0741	1.210	43.897
Isopropanol	-----	1.483	79.665
Acetone	-----	1.784	41.600
n-Propanol	-----	2.015	170.749

Table 2: FID 2 B (column DB-ALC2)

Compound	Time (min)	Peak Area
Acetaldehyde	0.980	53.509
Methanol	1.062	25.062
Ethanol	1.357	48.116
Acetone	1.521	45.750
Isopropanol	1.615	88.112
n-Propanol	2.436	186.843



# Scottsdale Police Department Crime Lab Volatiles Analysis

<b>Sample:</b>	30012020-A	<b>Vial:</b>	7
<b>Description:</b>	0.400	<b>LIMS ID:</b>	
<b>Method:</b>	ethanol quant.M	<b>Sequence:</b>	17Jan24
<b>Instrument:</b>	US14173023 CN14160045	<b>Injection date:</b>	1/17/2024 2:36:25 PM
<b>Data file:</b>	C:\Chem32\1\Data\17Jan24\7.D	<b>Analyst:</b>	Brooke

*RB*

Dissemination is restricted to Criminal Justice Agencies and authorized agencies ONLY. Secondary dissemination to unauthorized agencies is PROHIBITED. Scottsdale City Prosecutor

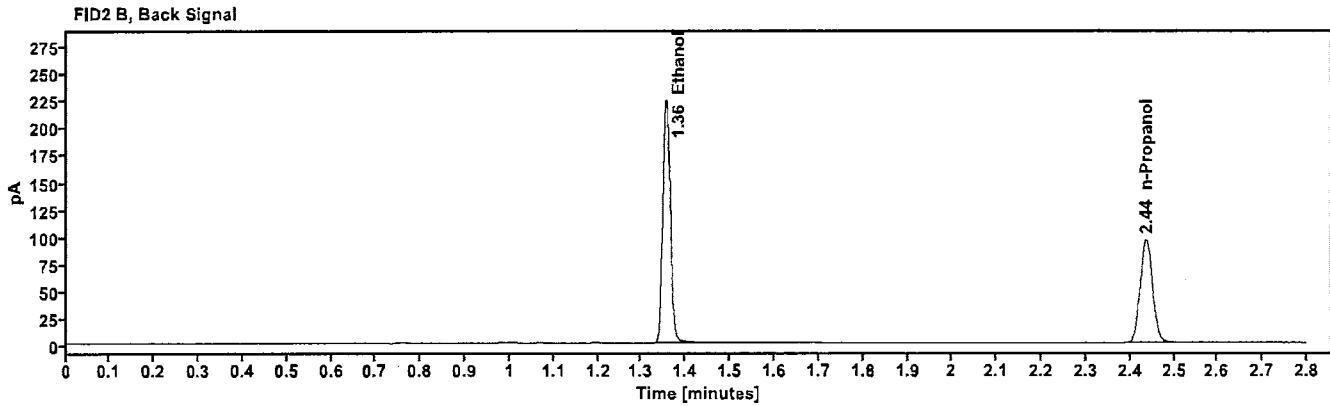
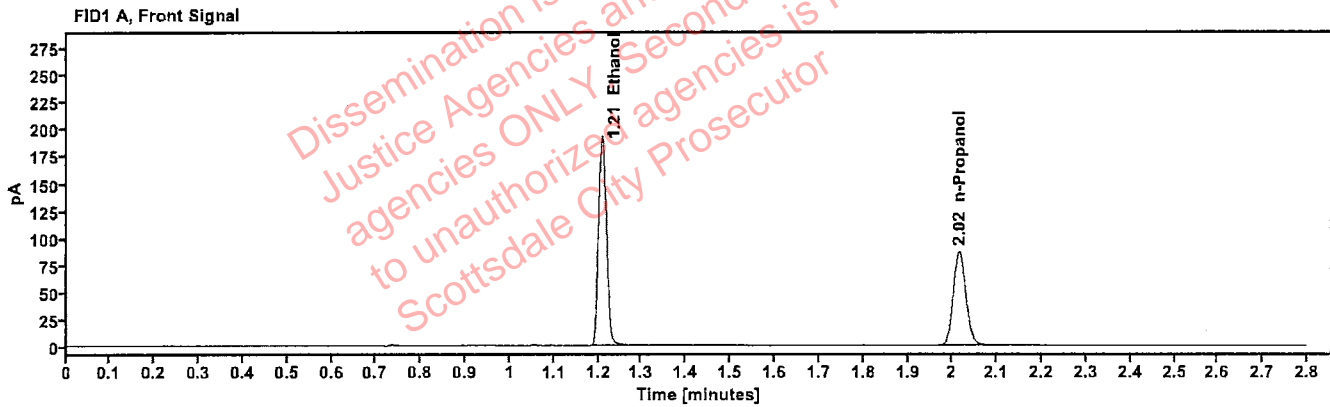


Table 1: FID 1 A (column DB-ALC1)

Compound	Amount (g/100mL)	Time (min)	Peak Area
>Ethanol	0.4029	1.209	243.019
n-Propanol	---	2.015	171.721

Table 2: FID 2 B (column DB-ALC2)

Compound	Time (min)	Peak Area
Ethanol	1.356	267.767
n-Propanol	2.436	187.875

# Scottsdale Police Department Crime Lab Volatiles Analysis

Sample:	14082019-B	Vial:	8
Description:	0.040	LIMS ID:	
Method:	ethanol quant.M	Sequence:	17Jan24
Instrument:	US14173023 CN14160045	Injection date:	1/17/2024 2:40:25 PM
Data file:	C:\Chem32\1\Data\17Jan24\8.D	Analyst:	Brooke

*RB*

Dissemination is restricted to Criminal Justice Agencies and authorized agencies ONLY. Secondary dissemination to unauthorized agencies is PROHIBITED. Scottsdale City Prosecutor

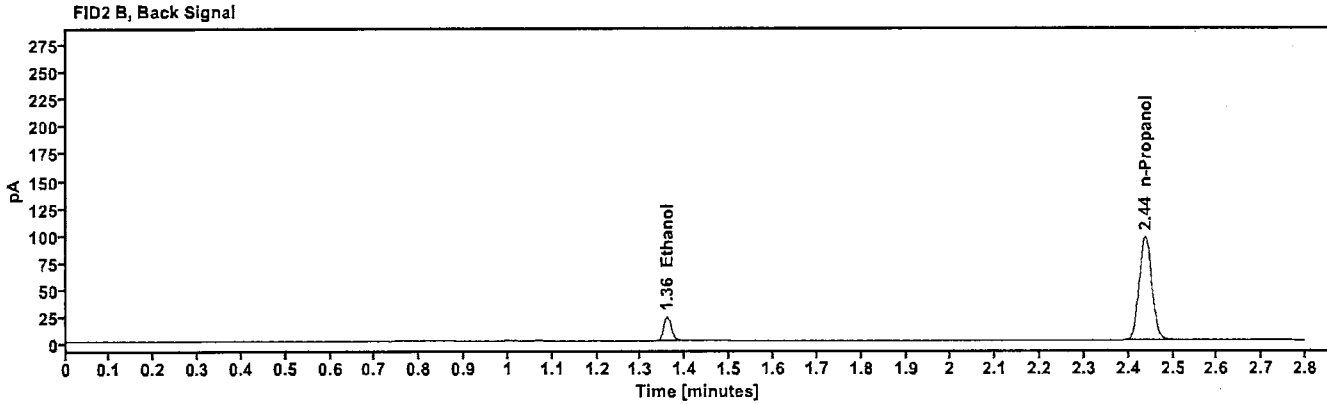
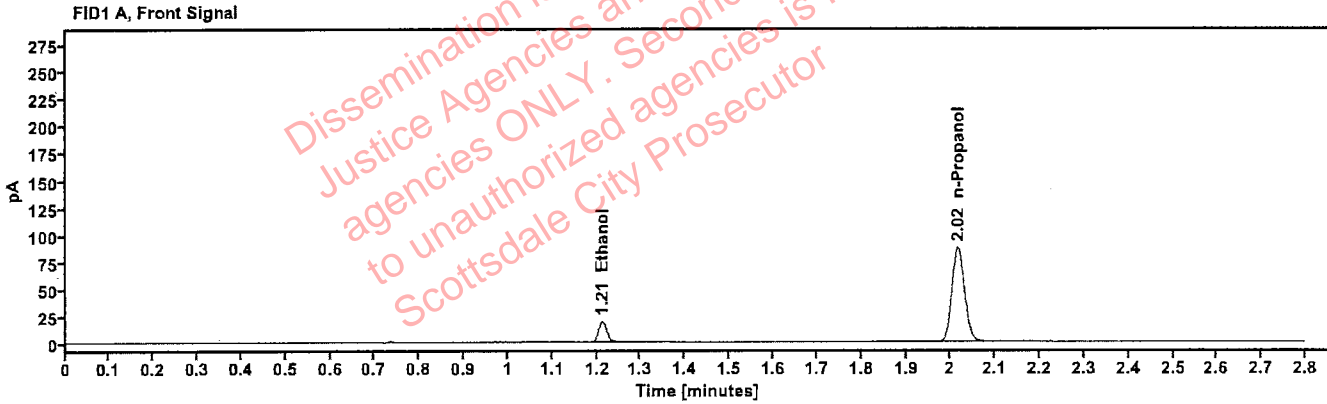


Table 1: FID 1 A (column DB-ALC1)

Compound	Amount (g/100mL)	Time (min)	Peak Area
>Ethanol	0.0416	1.211	24.633
n-Propanol	----	2.016	172.871

Table 2: FID 2 B (column DB-ALC2)

Compound	Time (min)	Peak Area
Ethanol	1.359	27.033
n-Propanol	2.437	189.191

# Scottsdale Police Department Crime Lab Volatiles Analysis

Sample:	4110320133/11	Vial:	9
Description:	0.199	LIMS ID:	
Method:	ethanol quant.M	Sequence:	17Jan24
Instrument:	US14173023 CN14160045	Injection date:	1/17/2024 2:44:25 PM
Data file:	C:\Chem32\1\Data\17Jan24\9.D	Analyst:	Brooke

*JB*

Dissemination is restricted to Criminal Justice Agencies and authorized agencies ONLY. Secondary dissemination to unauthorized agencies is PROHIBITED. Scottsdale City Prosecutor

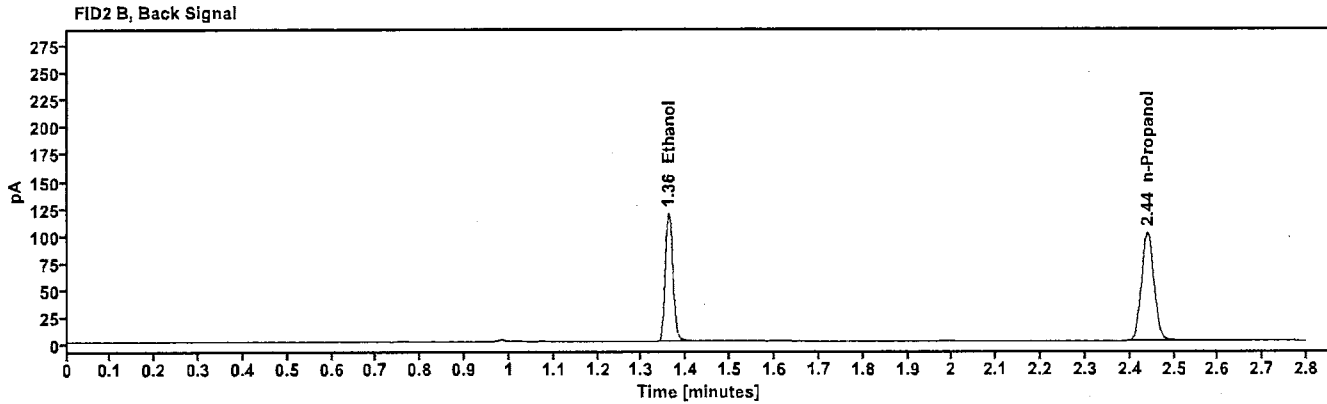
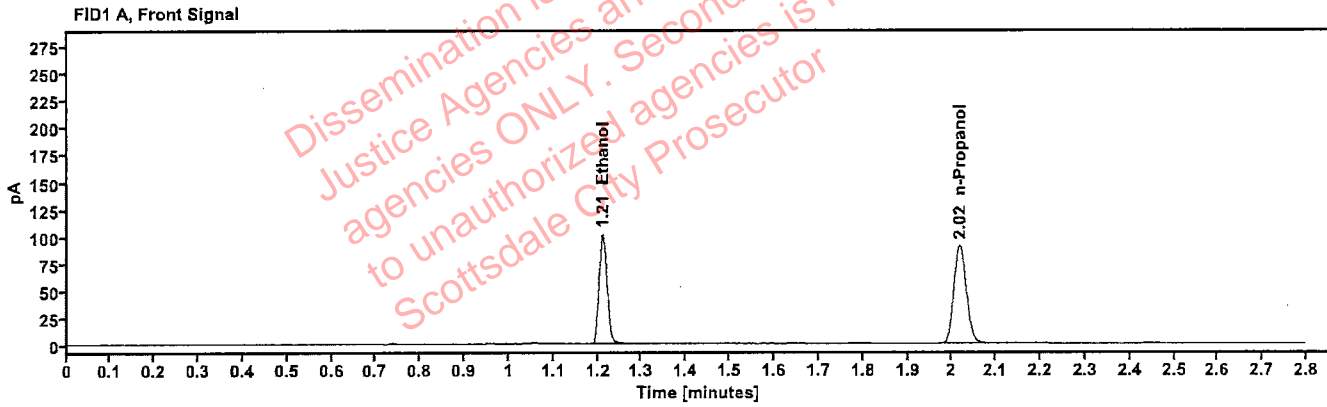


Table 1: FID 1 A (column DB-ALC1)

Compound	Amount (g/100mL)	Time (min)	Peak Area
>Ethanol	0.2038	1.211	128.971
n-Propanol	-----	2.018	180.643

Table 2: FID 2 B (column DB-ALC2)

Compound	Time (min)	Peak Area
Ethanol	1.360	141.994
n-Propanol	2.440	197.659

# Scottsdale Police Department Crime Lab Volatiles Analysis

Sample:	20012020-B	Vial:	20
Description:	0.080	LIMS ID:	
Method:	ethanol quant.M	Sequence:	17Jan24
Instrument:	US14173023 CN14160045	Injection date:	1/17/2024 3:28:55 PM
Data file:	C:\Chem32\1\Data\17Jan24\20.D	Analyst:	Brooke

79

Dissemination is restricted to Criminal Justice Agencies and authorized agencies ONLY. Secondary dissemination to unauthorized agencies is PROHIBITED. Scottsdale City Prosecutor

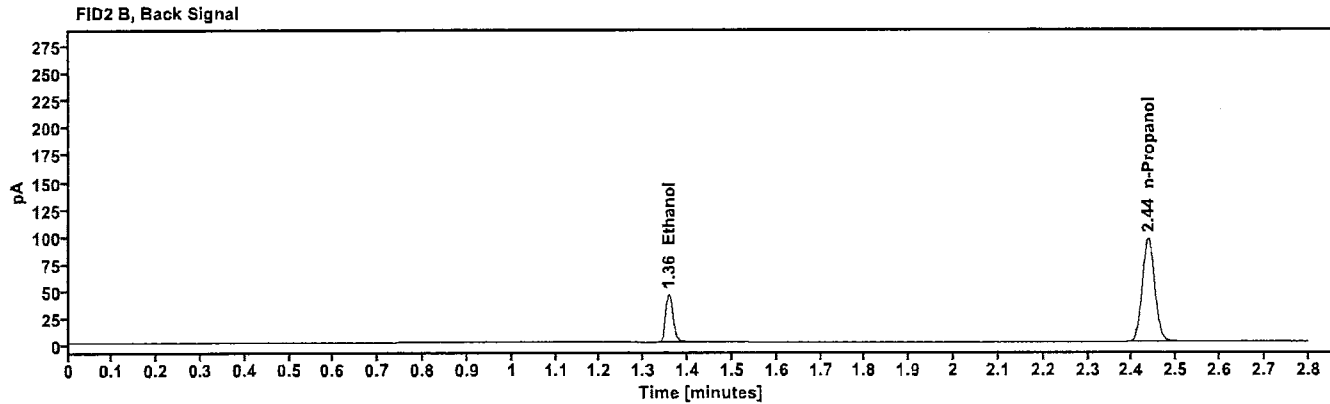
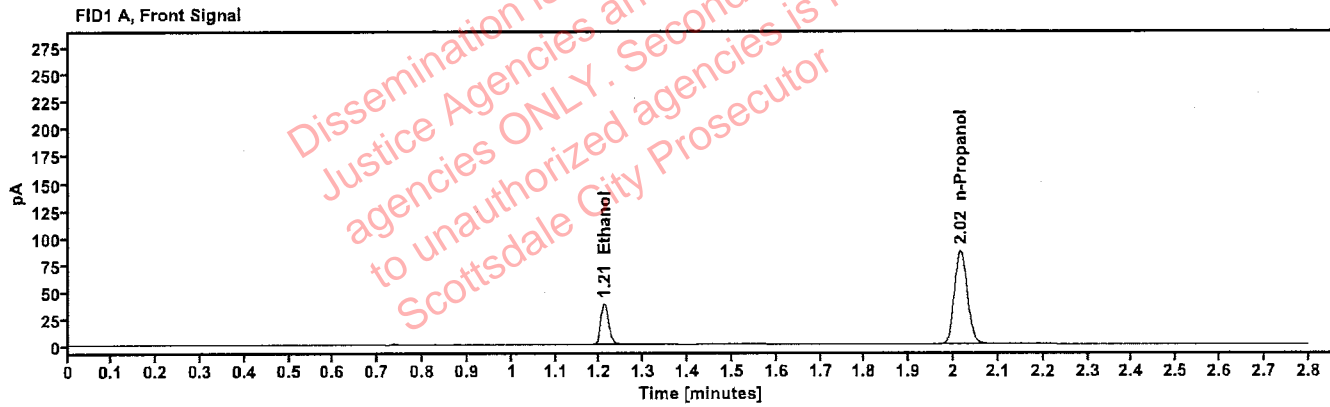


Table 1: FID 1 A (column DB-ALC1)

Compound	Amount (g/100mL)	Time (min)	Peak Area
>Ethanol	0.0802	1.210	48.162
n-Propanol	---	2.015	172.773

Table 2: FID 2 B (column DB-ALC2)

Compound	Time (min)	Peak Area
Ethanol	1.357	52.864
n-Propanol	2.436	188.731

# Scottsdale Police Department Crime Lab Volatiles Analysis

<b>Sample:</b>	4110320133/11	<b>Vial:</b>	31
<b>Description:</b>	0.199	<b>LIMS ID:</b>	
<b>Method:</b>	ethanol quant.M	<b>Sequence:</b>	17Jan24
<b>Instrument:</b>	US14173023 CN14160045	<b>Injection date:</b>	1/17/2024 4:13:25 PM
<b>Data file:</b>	C:\Chem32\1\Data\17Jan24\31.D	<b>Analyst:</b>	Brooke

*RB*

Dissemination is restricted to Criminal Justice Agencies and authorized agencies ONLY. Secondary dissemination to unauthorized agencies is PROHIBITED. Scottsdale City Prosecutor

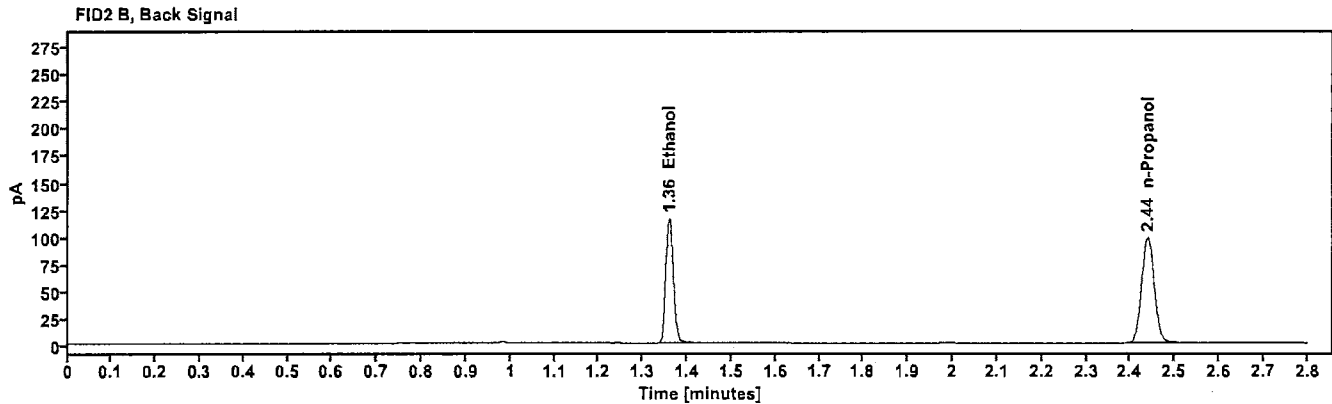
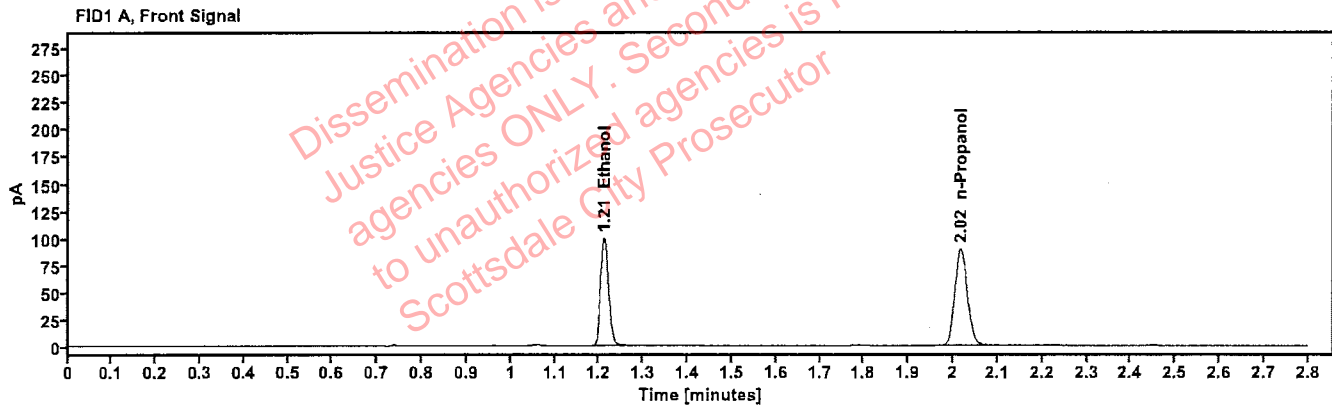


Table 1: FID 1 A (column DB-ALC1)

Compound	Amount (g/100mL)	Time (min)	Peak Area
>Ethanol	0.2028	1.211	126.075
n-Propanol	---	2.017	177.467

Table 2: FID 2 B (column DB-ALC2)

Compound	Time (min)	Peak Area
Ethanol	1.359	138.659
n-Propanol	2.439	193.838

# Scottsdale Police Department Crime Lab Volatiles Analysis

<b>Sample:</b>	20012020-B	<b>Vial:</b>	42
<b>Description:</b>	0.080	<b>LIMS ID:</b>	
<b>Method:</b>	ethanol quant.M	<b>Sequence:</b>	17Jan24
<b>Instrument:</b>	US14173023 CN14160045	<b>Injection date:</b>	1/17/2024 4:57:40 PM
<b>Data file:</b>	C:\Chem32\1\Data\17Jan24\42.D	<b>Analyst:</b>	Brooke

VPS

Dissemination is restricted to Criminal Justice Agencies and authorized agencies ONLY. Secondary dissemination to unauthorized agencies is PROHIBITED. Scottsdale City Prosecutor

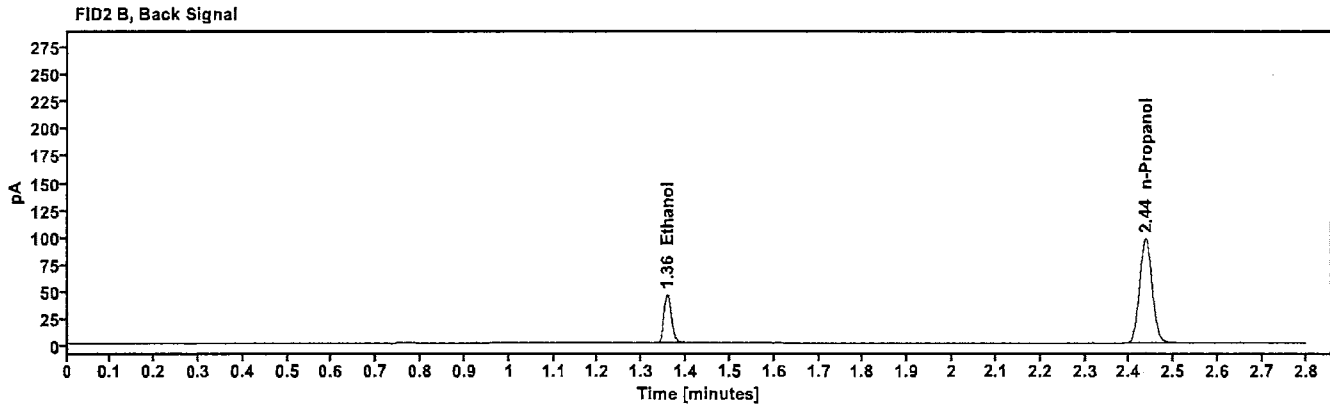
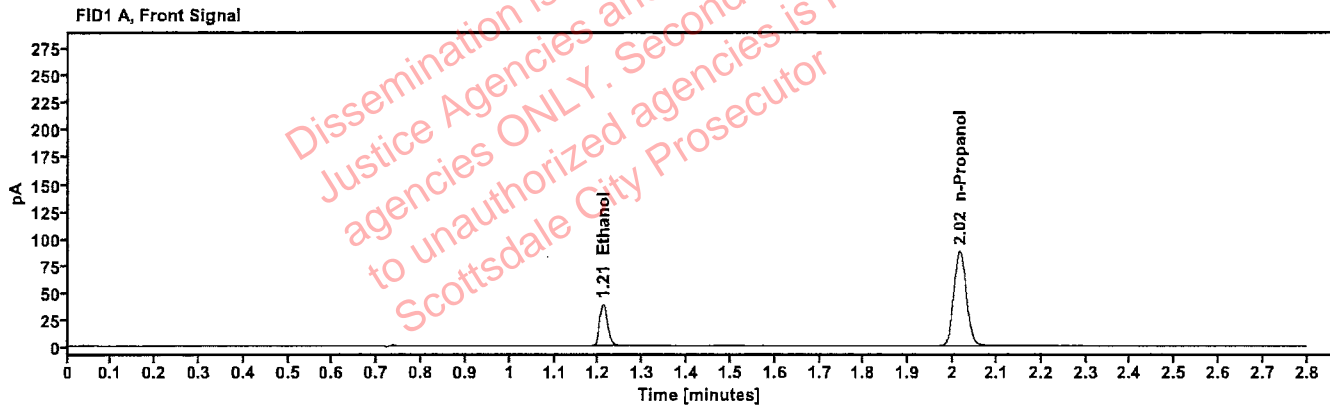


Table 1: FID 1 A (column DB-ALC1)

Compound	Amount (g/100mL)	Time (min)	Peak Area
>Ethanol	0.0807	1.210	48.944
n-Propanol	---	2.015	174.653

Table 2: FID 2 B (column DB-ALC2)

Compound	Time (min)	Peak Area
Ethanol	1.357	53.845
n-Propanol	2.436	191.099

# Scottsdale Police Department Crime Lab Volatiles Analysis

<b>Sample:</b>	4110320133/11	<b>Vial:</b>	53
<b>Description:</b>	0.199	<b>LIMS ID:</b>	
<b>Method:</b>	ethanol quant.M	<b>Sequence:</b>	17Jan24
<b>Instrument:</b>	US14173023 CN14160045	<b>Injection date:</b>	1/17/2024 5:42:10 PM
<b>Data file:</b>	C:\Chem32\1\Data\17Jan24\53.D	<b>Analyst:</b>	Brooke

PA

Dissemination is restricted to Criminal Justice Agencies and authorized agencies ONLY. Secondary dissemination to unauthorized agencies is PROHIBITED. Scottsdale City Prosecutor

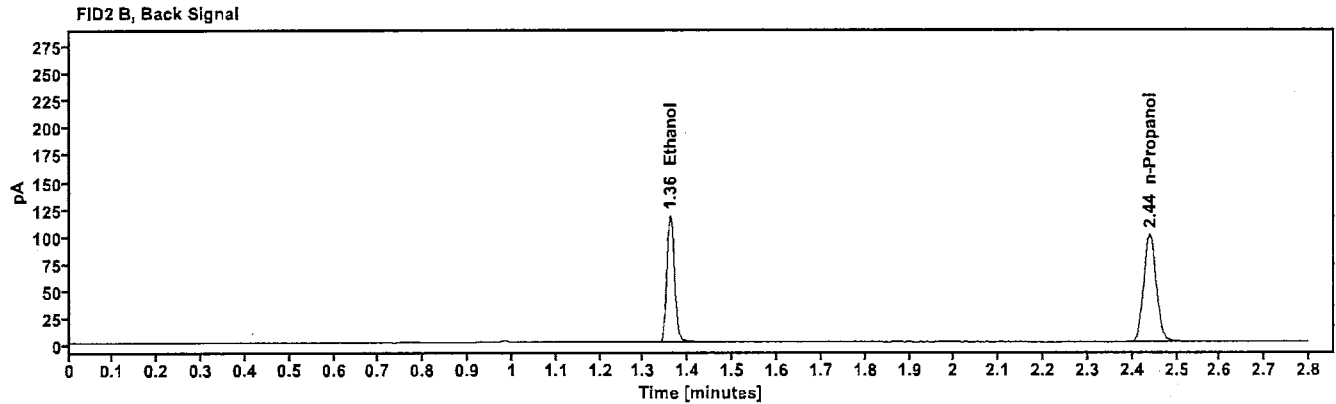
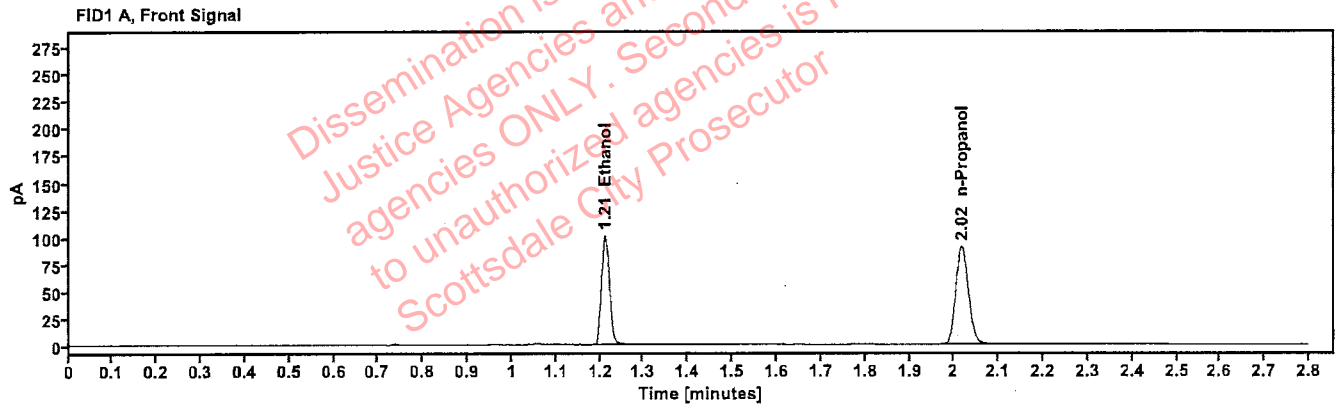


Table 1: FID 1 A (column DB-ALC1)

Compound	Amount (g/100mL)	Time (min)	Peak Area
>Ethanol	0.2033	1.211	128.336
n-Propanol	---	2.017	180.241

Table 2: FID 2 B (column DB-ALC2)

Compound	Time (min)	Peak Area
Ethanol	1.360	140.999
n-Propanol	2.439	196.963

# Scottsdale Police Department Crime Lab Volatiles Analysis

<b>Sample:</b>	30012020-A	<b>Vial:</b>	64
<b>Description:</b>	0.400	<b>LIMS ID:</b>	
<b>Method:</b>	ethanol quant.M	<b>Sequence:</b>	17Jan24
<b>Instrument:</b>	US14173023 CN14160045	<b>Injection date:</b>	1/17/2024 6:26:42 PM
<b>Data file:</b>	C:\Chem32\1\Data\17Jan24\64.D	<b>Analyst:</b>	Brooke

*JB*

Dissemination is restricted to Criminal Justice Agencies and authorized agencies ONLY. Secondary dissemination to unauthorized agencies is PROHIBITED. Scottsdale City Prosecutor

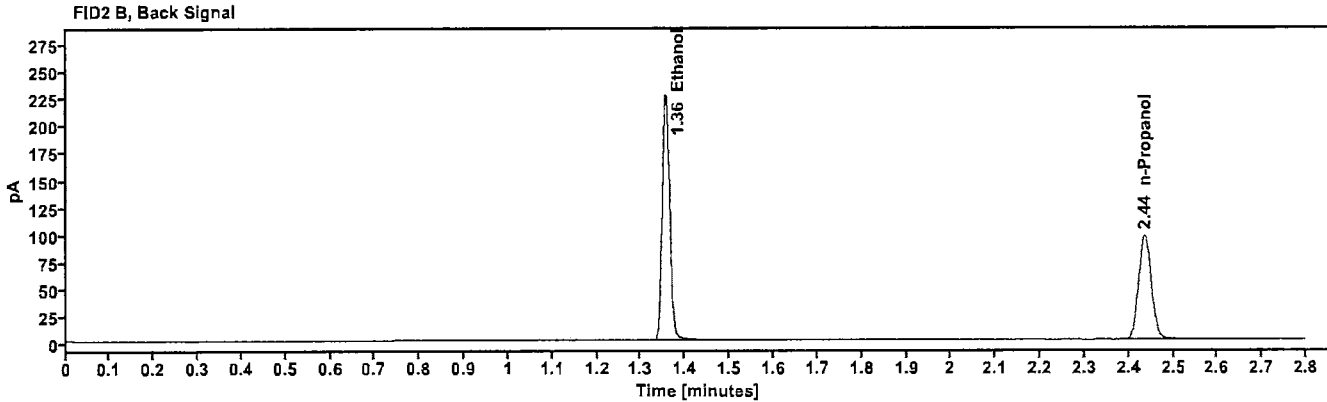
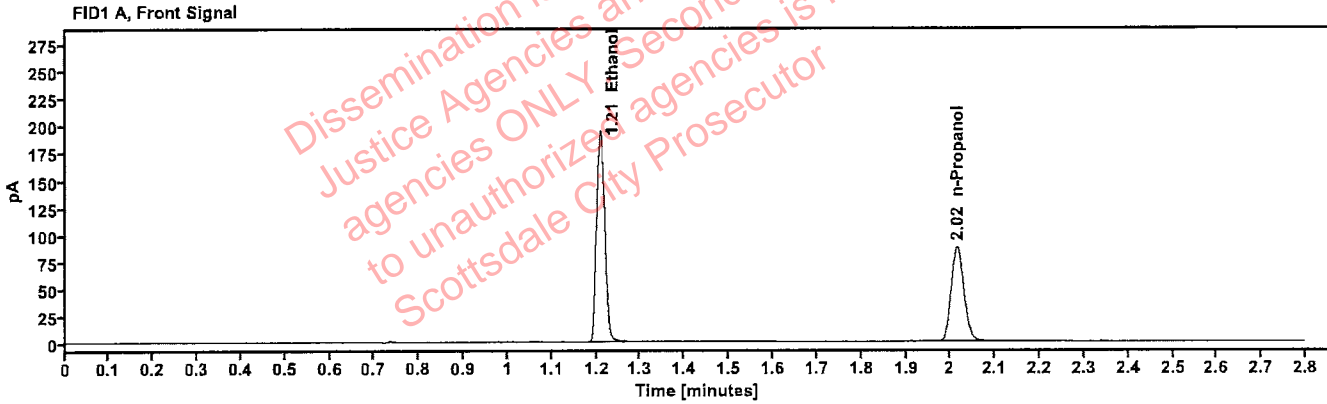


Table 1: FID 1 A (column DB-ALC1)

Compound	Amount (g/100mL)	Time (min)	Peak Area
>Ethanol	0.4015	1.208	246.195
n-Propanol	-----	2.015	174.571

Table 2: FID 2 B (column DB-ALC2)

Compound	Time (min)	Peak Area
Ethanol	1.356	271.322
n-Propanol	2.436	190.395



# Scottsdale Police Department Crime Lab Volatiles Analysis

Sample:	14082019-B	Vial:	65
Description:	0.040	LIMS ID:	
Method:	ethanol quant.M	Sequence:	17Jan24
Instrument:	US14173023 CN14160045	Injection date:	1/17/2024 6:30:41 PM
Data file:	C:\Chem32\1\Data\17Jan24\65.D	Analyst:	Brooke

PB

Dissemination is restricted to Criminal Justice Agencies and authorized agencies ONLY. Secondary dissemination to unauthorized agencies is PROHIBITED. Scottsdale City Prosecutor

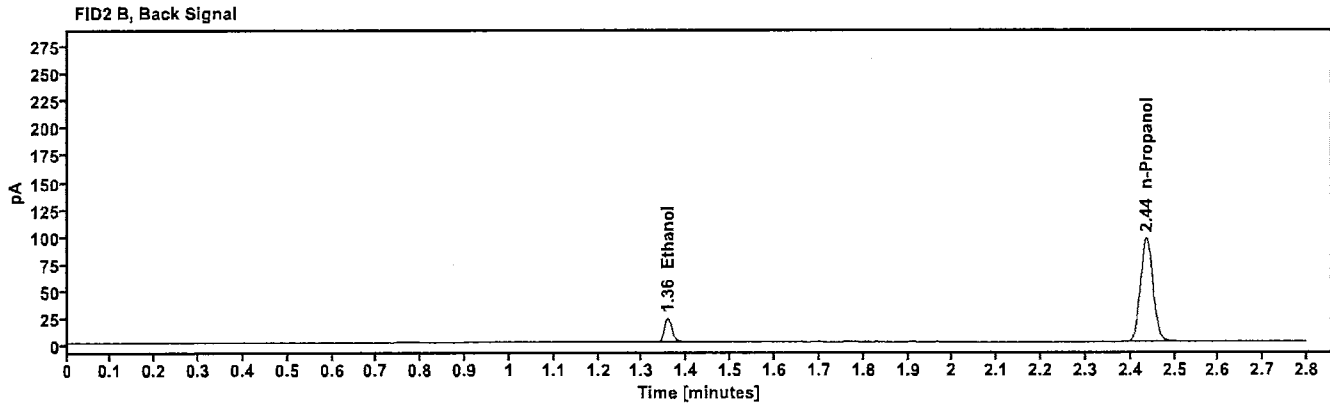
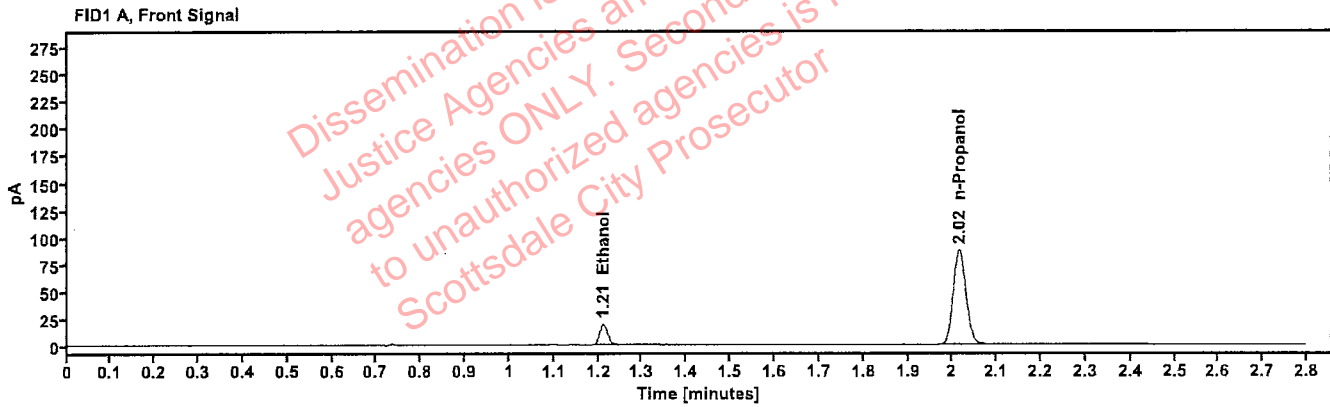


Table 1: FID 1 A (column DB-ALC1)

Compound	Amount (g/100mL)	Time (min)	Peak Area
>Ethanol	0.0410	1.211	24.446
n-Propanol	—	2.015	173.724

Table 2: FID 2 B (column DB-ALC2)

Compound	Time (min)	Peak Area
Ethanol	1.358	26.782
n-Propanol	2.436	189.899

# Scottsdale Police Department Crime Lab Volatiles Analysis

<b>Sample:</b>	4110320133/11	<b>Vial:</b>	66
<b>Description:</b>	0.199	<b>LIMS ID:</b>	
<b>Method:</b>	ethanol quant.M	<b>Sequence:</b>	17Jan24
<b>Instrument:</b>	US14173023 CN14160045	<b>Injection date:</b>	1/17/2024 6:34:40 PM
<b>Data file:</b>	C:\Chem32\1\Data\17Jan24\66.D	<b>Analyst:</b>	Brooke

*YB*

Dissemination is restricted to Criminal Justice Agencies and authorized agencies ONLY. Secondary dissemination to unauthorized agencies is PROHIBITED. Scottsdale City Prosecutor

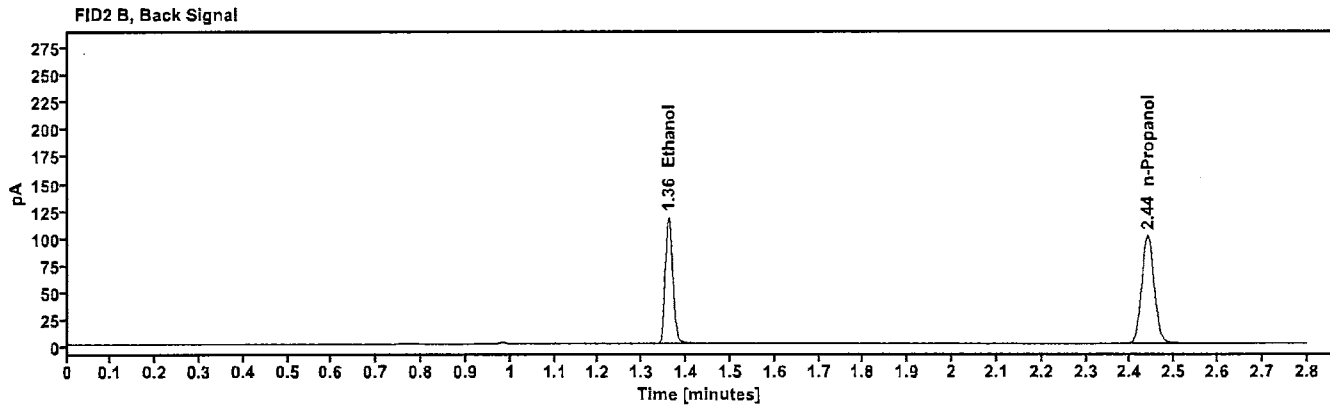
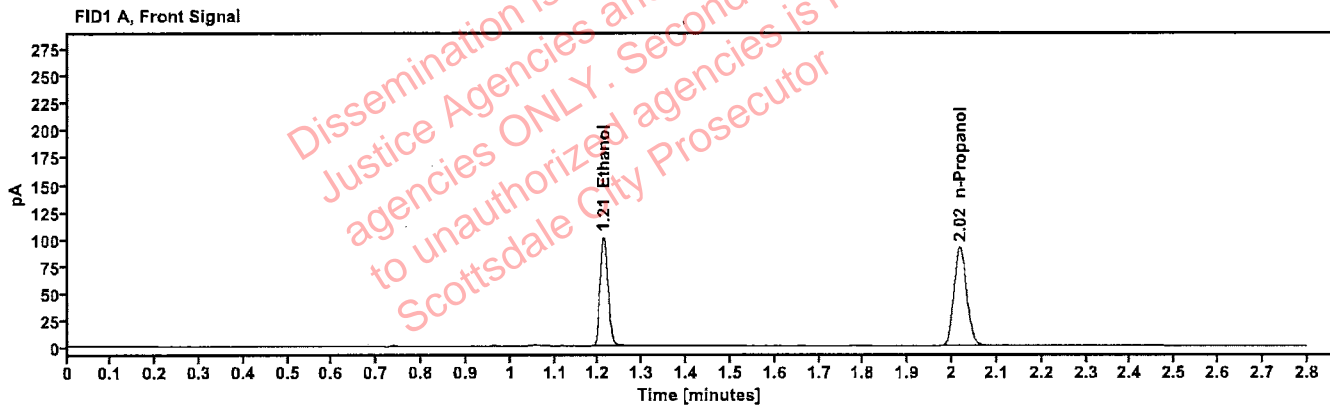


Table 1: FID 1 A (column DB-ALC1)

Compound	Amount (g/100mL)	Time (min)	Peak Area
>Ethanol	0.2021	1.211	128.057
n-Propanol	---	2.017	180.904

Table 2: FID 2 B (column DB-ALC2)

Compound	Time (min)	Peak Area
Ethanol	1.360	140.895
n-Propanol	2.439	197.820

# Scottsdale Police Department Crime Lab Volatiles Analysis

<b>Sample:</b>	010524AQ	<b>Vial:</b>	67
<b>Description:</b>	Negative	<b>LIMS ID:</b>	
<b>Method:</b>	ethanol quant.M	<b>Sequence:</b>	17Jan24
<b>Instrument:</b>	US14173023 CN14160045	<b>Injection date:</b>	1/17/2024 6:38:55 PM
<b>Data file:</b>	C:\Chem32\1\Data\17Jan24\67.D	<b>Analyst:</b>	Brooke

YJB

Dissemination is restricted to Criminal Justice Agencies and authorized agencies ONLY. Secondary dissemination to unauthorized agencies is PROHIBITED. Scottsdale City Prosecutor

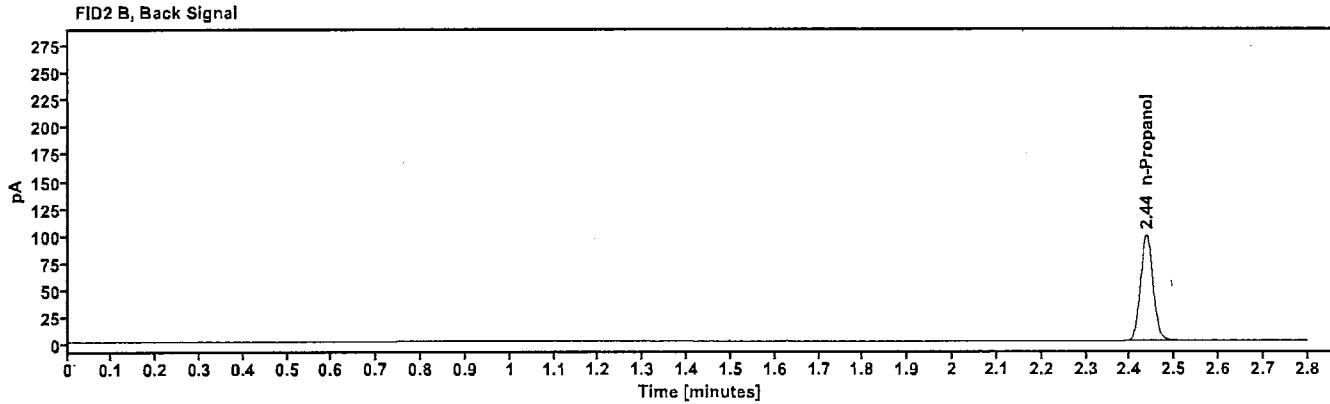
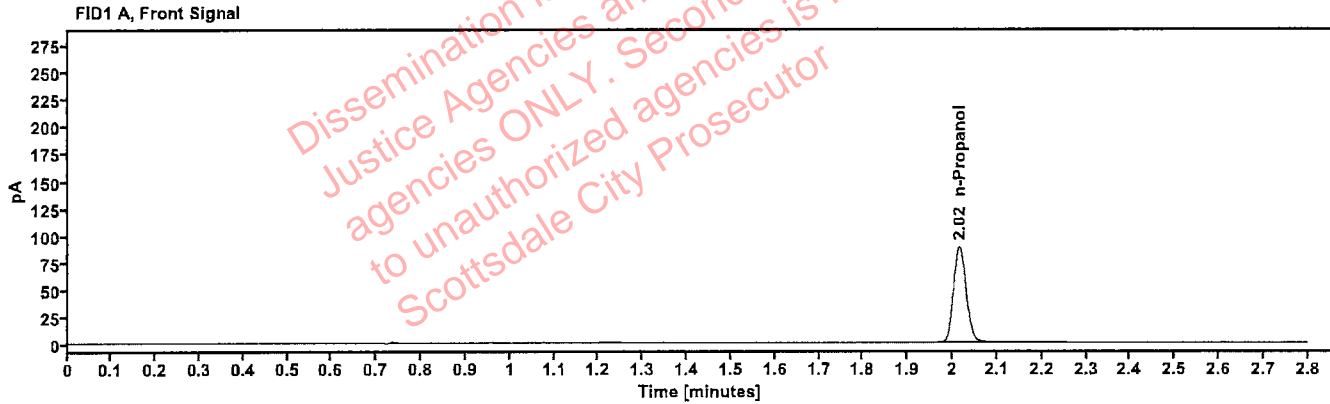


Table 1: FID 1 A (column DB-ALC1)

Compound	Amount (g/100mL)	Time (min)	Peak Area
n-Propanol	-----	2.016	177.107

Table 2: FID 2 B (column DB-ALC2)

Compound	Time (min)	Peak Area
n-Propanol	2.437	193.253

# Sequence Summary

YRB

Sequence name: 17Jan24 Instrument: US14173023 CN14160045 Analyst: Brooke

Vial	Sample	Description	Type	LIMS ID	Method
1	FN03122113	0.020 calibrator	Calibration		ethanol quant.M
2	FN03072301	0.100 calibrator	Calibration		ethanol quant.M
3	FN03132302	0.200 calibrator	Calibration		ethanol quant.M
4	FN03052102	0.400 calibrator	Calibration		ethanol quant.M
5	011823WB	Negative	Control		ethanol quant.M
6	050721MIX	Volatiles mix	Control		ethanol quant.M
7	30012020-A	0.400	Control		ethanol quant.M
8	14082019-B	0.040	Control		ethanol quant.M
9	4110320133/11	0.199	Control		ethanol quant.M
10	390-01B.D.		Sample		ethanol quant.M
11	390-01B.D.		Sample		ethanol quant.M
12	433-01A.F.		Sample		ethanol quant.M
13	433-01A.F.		Sample		ethanol quant.M
14	409-01D.B.		Sample		ethanol quant.M
15	409-01D.B.		Sample		ethanol quant.M
16	404-01C.G.		Sample		ethanol quant.M
17	404-01C.G.		Sample		ethanol quant.M
18	409-01C.F.		Sample		ethanol quant.M
19	409-01C.F.		Sample		ethanol quant.M
20	20012020-B	0.080	Control		ethanol quant.M
21	353-01M.L.		Sample		ethanol quant.M
22	353-01M.L.		Sample		ethanol quant.M
23	326-01B.B.		Sample		ethanol quant.M
24	326-01B.B.		Sample		ethanol quant.M
25	347-01C.S.		Sample		ethanol quant.M
26	347-01C.S.		Sample		ethanol quant.M
27	353-01W.T.		Sample		ethanol quant.M
28	353-01W.T.		Sample		ethanol quant.M
29	409-01T.M.		Sample		ethanol quant.M
30	409-01T.M.		Sample		ethanol quant.M
31	4110320133/11	0.199	Control		ethanol quant.M
32	342-01F.L.		Sample		ethanol quant.M
33	342-01F.L.		Sample		ethanol quant.M
34	353-01S.N.		Sample		ethanol quant.M
35	353-01S.N.		Sample		ethanol quant.M
36	409-01C.T.		Sample		ethanol quant.M
37	409-01C.T.		Sample		ethanol quant.M
38	353-01B.S.		Sample		ethanol quant.M
39	353-01B.S.		Sample		ethanol quant.M
40	353-01C.E.		Sample		ethanol quant.M
41	353-01C.E.		Sample		ethanol quant.M
42	20012020-B	0.080	Control		ethanol quant.M
43	342-01A.L.		Sample		ethanol quant.M
44	342-01A.L.		Sample		ethanol quant.M
45	342-01J.B.		Sample		ethanol quant.M
46	342-01J.B.		Sample		ethanol quant.M
47	404-01R.J.		Sample		ethanol quant.M

# Sequence Summary

48	404-01R.J.		Sample		ethanol quant.M
49	425-01P.P.		Sample		ethanol quant.M
50	425-01P.P.		Sample		ethanol quant.M
51	2400294-2		Sample		ethanol quant.M
52	2400294-2		Sample		ethanol quant.M
53	4110320133/11	0.199	Control		ethanol quant.M
54	2400328-2		Sample		ethanol quant.M
55	2400328-2		Sample		ethanol quant.M
56	2326082-3		Sample		ethanol quant.M
57	2326082-3		Sample		ethanol quant.M
58	2400541-2		Sample		ethanol quant.M
59	2400541-2		Sample		ethanol quant.M
60	2326162-2		Sample		ethanol quant.M
61	2326162-2		Sample		ethanol quant.M
62	2400390-2		Sample		ethanol quant.M
63	2400390-2		Sample		ethanol quant.M
64	30012020-A	0.400	Control		ethanol quant.M
65	14082019-B	0.040	Control		ethanol quant.M
66	4110320133/11	0.199	Control		ethanol quant.M
67	010524AQ	Negative	Control		ethanol quant.M

Dissemination is restricted to Criminal Justice Agencies and authorized agencies ONLY. Secondary dissemination to unauthorized agencies is PROHIBITED.

# Scottsdale Police Department Crime Laboratory Summary of Cases

193

SEQUENCE NAME: 17Jan24

ANALYST: Brooke

Vials	Test 1 (g/dL)	Test 2 (g/dL)	Mean (g/dL)	Percent Difference*	Absolute Difference (g/dL)*
10 11	0.1448	0.1452	0.14500	0.14	0.00020
12 13	0.2803	0.2870	0.28365	1.18	0.00335
14 15	0.2632	0.2645	0.26385	0.25	0.00065
16 17	0.1691	0.1673	0.16820	0.54	0.00090
18 19	0.0000	0.0000	0.00000	0.00	0.00000
21 22	0.1497	0.1479	0.14880	0.60	0.00090
23 24	0.2502	0.2498	0.25000	0.08	0.00020
25 26	0.2235	0.2222	0.22285	0.29	0.00065
27 28	0.1401	0.1402	0.14015	0.04	0.00005
29 30	0.0728	0.0732	0.07300	0.27	0.00020
32 33	0.1562	0.1544	0.15530	0.58	0.00090
34 35	0.2179	0.2190	0.21845	0.25	0.00055
36 37	0.1006	0.1009	0.10075	0.15	0.00015
38 39	0.0821	0.0837	0.08290	0.97	0.00080
40 41	0.1547	0.1563	0.15550	0.51	0.00080
43 44	0.2955	0.2942	0.29485	0.22	0.00065
45 46	0.1384	0.1389	0.13865	0.18	0.00025
47 48	0.2409	0.2418	0.24135	0.19	0.00045
49 50	0.2430	0.2443	0.24365	0.27	0.00065
51 52	0.1906	0.1936	0.19210	0.78	0.00150
54 55	0.2702	0.2702	0.27020	0.00	0.00000
56 57	0.2106	0.2123	0.21145	0.40	0.00085
58 59	0.2542	0.2536	0.25390	0.12	0.00030
60 61	0.1637	0.1669	0.16530	0.97	0.00160
62 63	0.2728	0.2744	0.27360	0.29	0.00080

\*Calculated differences are differences from the mean of the two results.



### Scottsdale Police Department Crime Lab Volatiles Analysis

Sample:	390-01B.D.	Vial:	10
Description:	[REDACTED]	LIMS ID:	[REDACTED]
Method:	ethanol quant.M	Sequence:	17Jan24
Instrument:	US14173023 CN14160045	Injection date:	1/17/2024 2:48:25 PM
Data file:	C:\Chem32\1\Data\17Jan24\10.D	Analyst:	Brooke

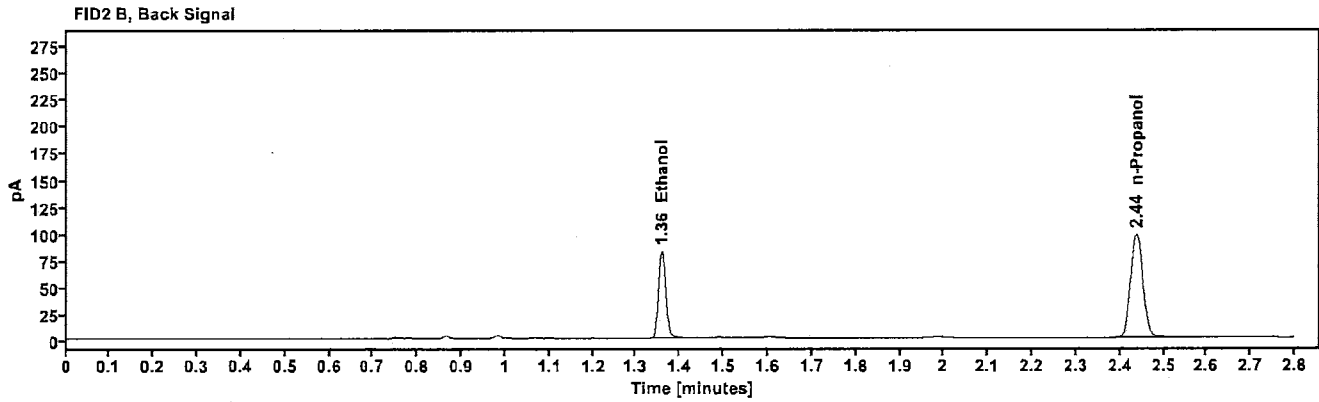
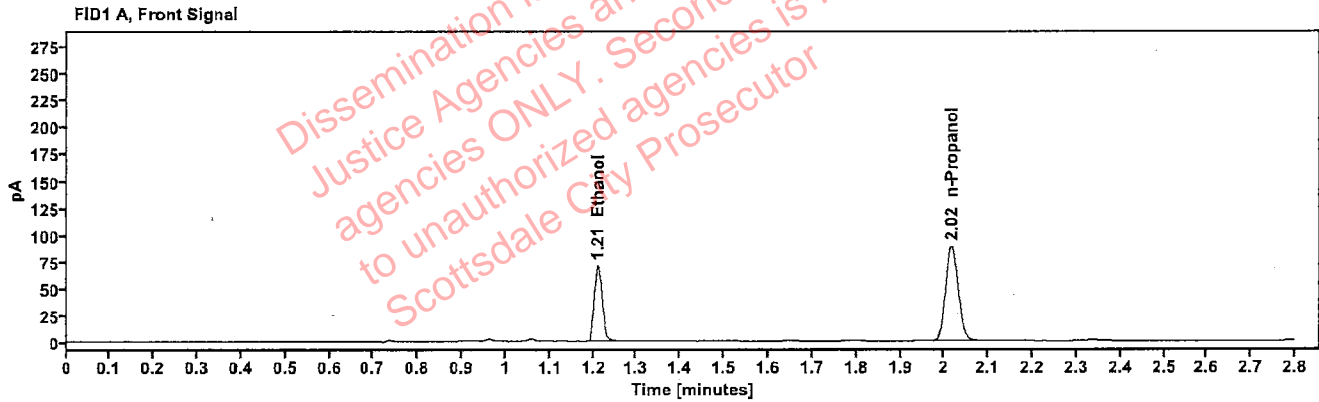


Table 1: FID 1 A (column DB-ALC1)

Compound	Amount (g/100mL)	Time (min)	Peak Area
>Ethanol	0.1448	1.211	89.066
n-Propanol	---	2.017	175.970

Table 2: FID 2 B (column DB-ALC2)

Compound	Time (min)	Peak Area
Ethanol	1.358	98.188
n-Propanol	2.438	191.986



### Scottsdale Police Department Crime Lab Volatiles Analysis

Sample:	390-01B.D.	Vial:	11
Description:		LIMS ID:	
Method:	ethanol quant.M	Sequence:	17Jan24
Instrument:	US14173023 CN14160045	Injection date:	1/17/2024 2:52:25 PM
Data file:	C:\Chem32\1\Data\17Jan24\11.D	Analyst:	Brooke

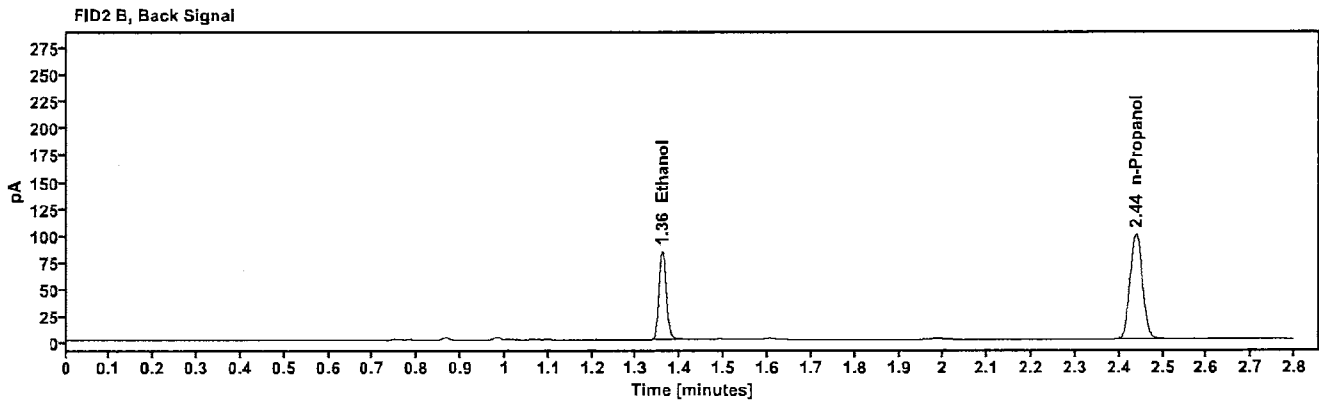
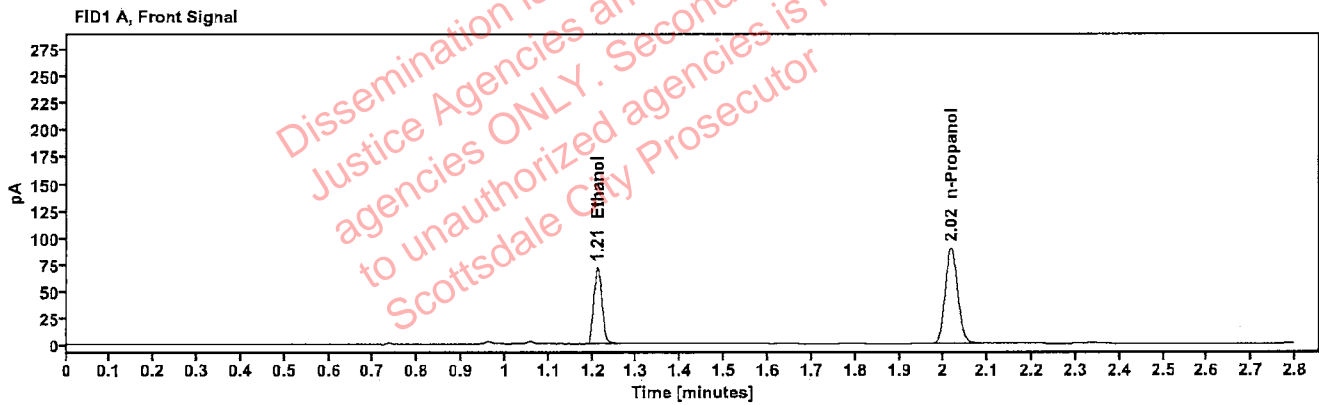


Table 1: FID 1 A (column DB-ALC1)

Compound	Amount (g/100mL)	Time (min)	Peak Area
>Ethanol	0.1452	1.211	90.733
n-Propanol	-----	2.017	178.786

Table 2: FID 2 B (column DB-ALC2)

Compound	Time (min)	Peak Area
Ethanol	1.359	99.945
n-Propanol	2.439	195.095

### Scottsdale Police Department Crime Lab Volatiles Analysis

Sample:	433-01A.F.	Vial:	12
Description:		LIMS ID:	
Method:	ethanol quant.M	Sequence:	17Jan24
Instrument:	US14173023 CN14160045	Injection date:	1/17/2024 2:56:25 PM
Data file:	C:\Chem32\1\Data\17Jan24\12.D	Analyst:	Brooke

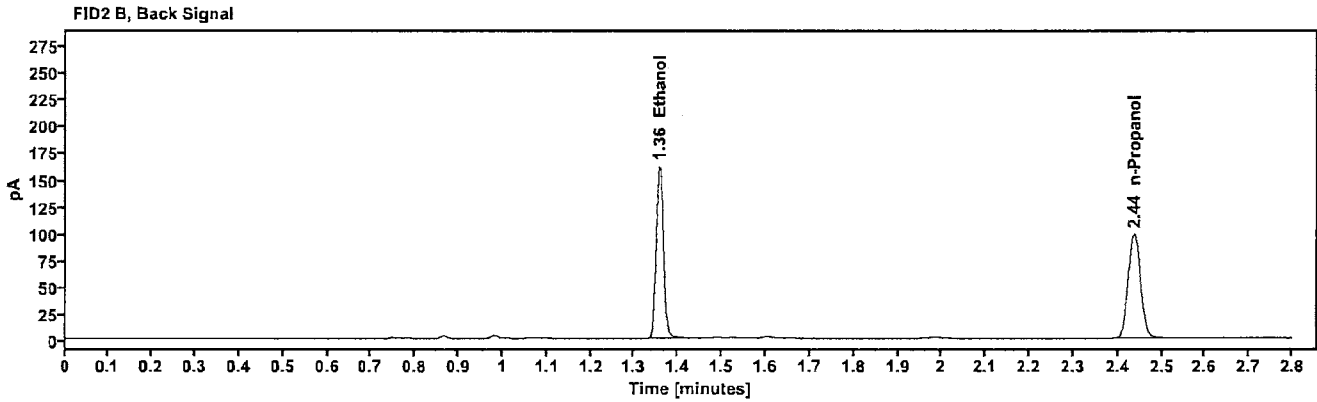
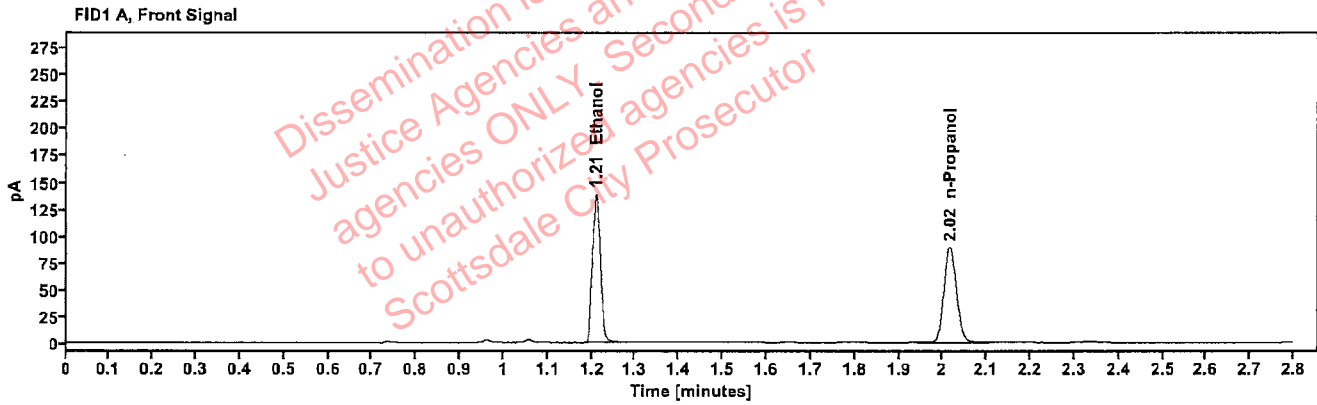


Table 1: FID 1 A (column DB-ALC1)

Compound	Amount (g/100mL)	Time (min)	Peak Area
>Ethanol	0.2803	1.210	174.885
n-Propanol	---	2.016	177.822

Table 2: FID 2 B (column DB-ALC2)

Compound	Time (min)	Peak Area
Ethanol	1.357	192.833
n-Propanol	2.437	193.431

[REDACTED]: Brooke, Phillip - (19-Jan-2024)

Case: [REDACTED] User: pbrooke 1/19/2024

### Scottsdale Police Department Crime Lab Volatiles Analysis

Sample:	433-01A.F.	Vial:	13
Description:	[REDACTED]	LIMS ID:	[REDACTED]
Method:	ethanol quant.M	Sequence:	17Jan24
Instrument:	US14173023 CN14160045	Injection date:	1/17/2024 3:00:40 PM
Data file:	C:\Chem32\1\Data\17Jan24\13.D	Analyst:	Brooke

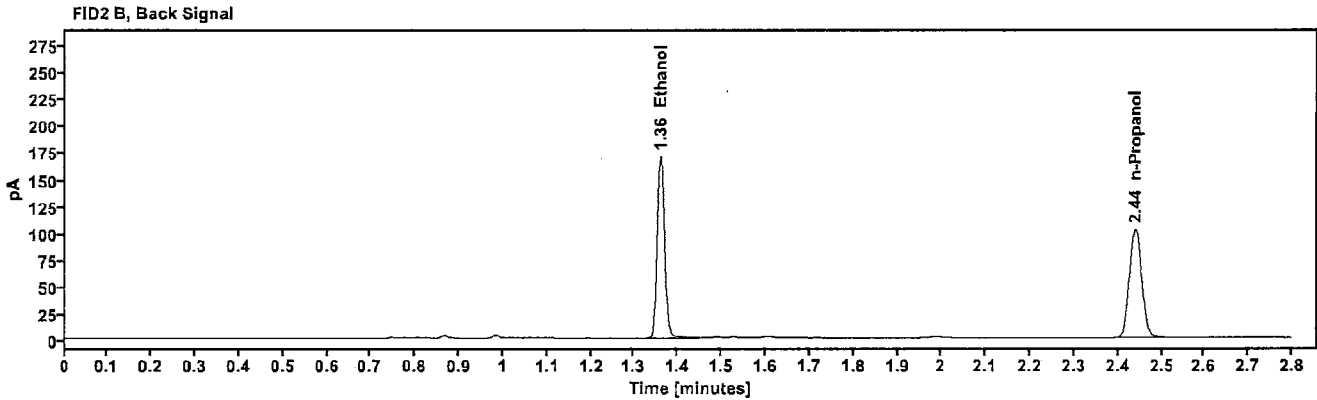
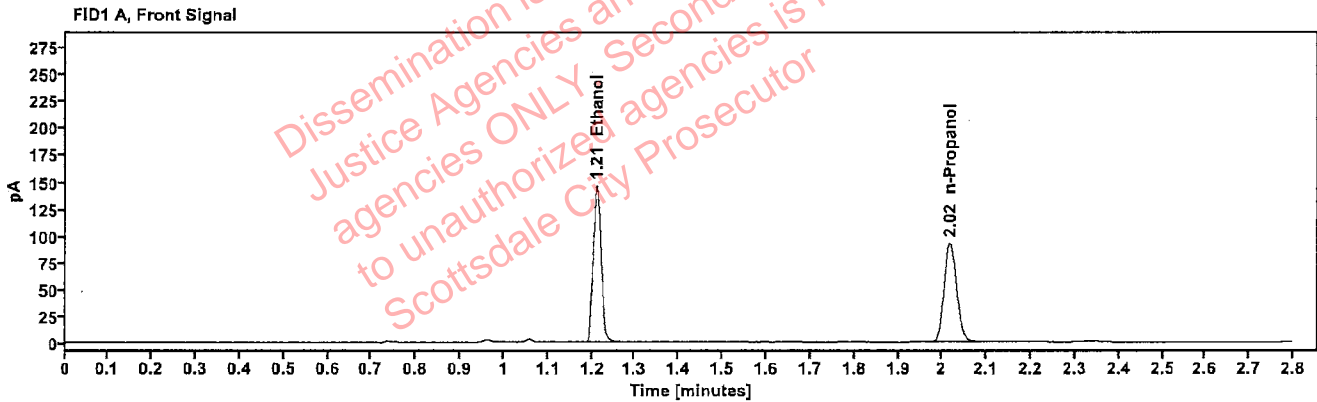


Table 1: FID 1 A (column DB-ALC1)

Compound	Amount (g/100mL)	Time (min)	Peak Area
>Ethanol	0.2870	1.211	185.850
n-Propanol	-----	2.018	184.566

Table 2: FID 2 B (column DB-ALC2)

Compound	Time (min)	Peak Area
Ethanol	1.360	205.746
n-Propanol	2.440	201.311

### Scottsdale Police Department Crime Lab Volatiles Analysis

Sample:	409-01D.B.	Vial:	14
Description:	[REDACTED]	LIMS ID:	[REDACTED]
Method:	ethanol quant.M	Sequence:	17Jan24
Instrument:	US14173023 CN14160045	Injection date:	1/17/2024 3:04:40 PM
Data file:	C:\Chem32\1\Data\17Jan24\14.D	Analyst:	Brooke

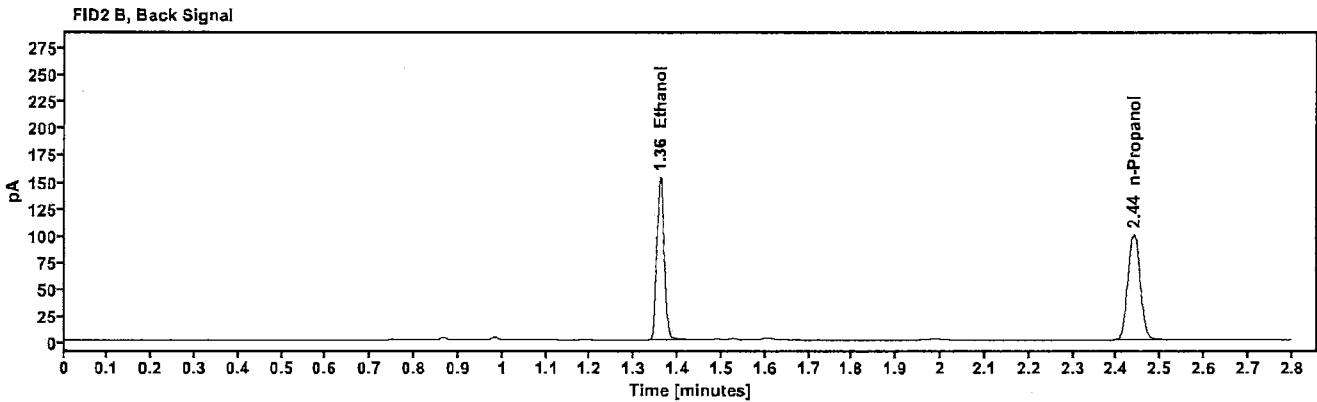
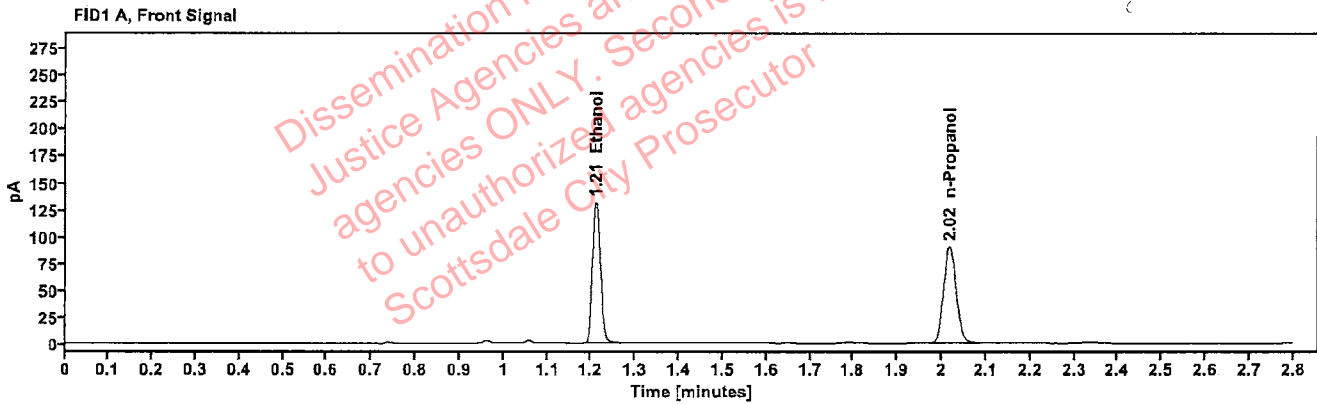


Table 1: FID 1 A (column DB-ALC1)

Compound	Amount (g/100mL)	Time (min)	Peak Area
>Ethanol	0.2632	1.211	166.457
n-Propanol	-----	2.017	180.329

Table 2: FID 2 B (column DB-ALC2)

Compound	Time (min)	Peak Area
Ethanol	1.359	183.394
n-Propanol	2.439	196.349

Brooke, Phillip - (19-Jan-2024)

Case: User: pbrooke 1/19/2024

### Scottsdale Police Department Crime Lab Volatiles Analysis

Sample:	409-01D.B.	Vial:	15
Description:		LIMS ID:	
Method:	ethanol quant.M	Sequence:	17Jan24
Instrument:	US14173023 CN14160045	Injection date:	1/17/2024 3:08:39 PM
Data file:	C:\Chem32\1\Data\17Jan24\15.D	Analyst:	Brooke

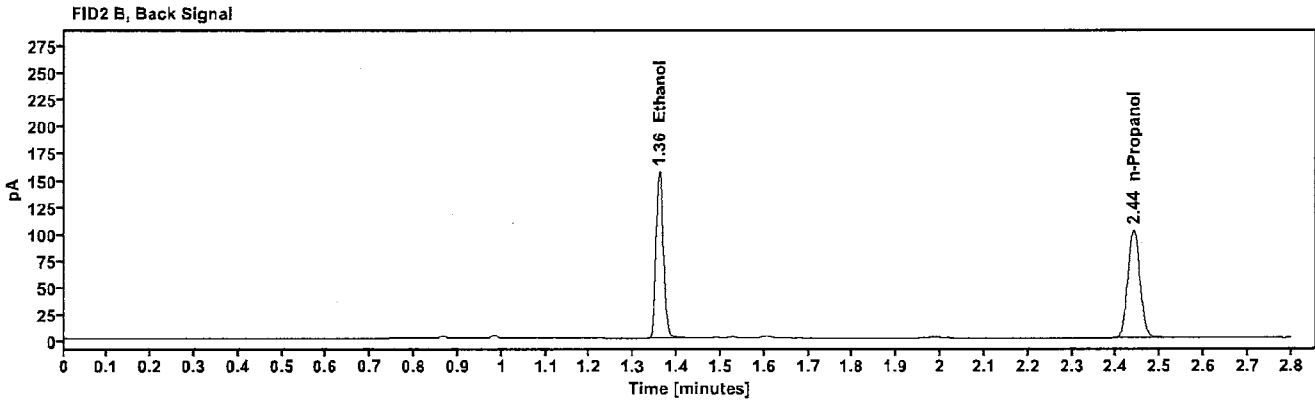
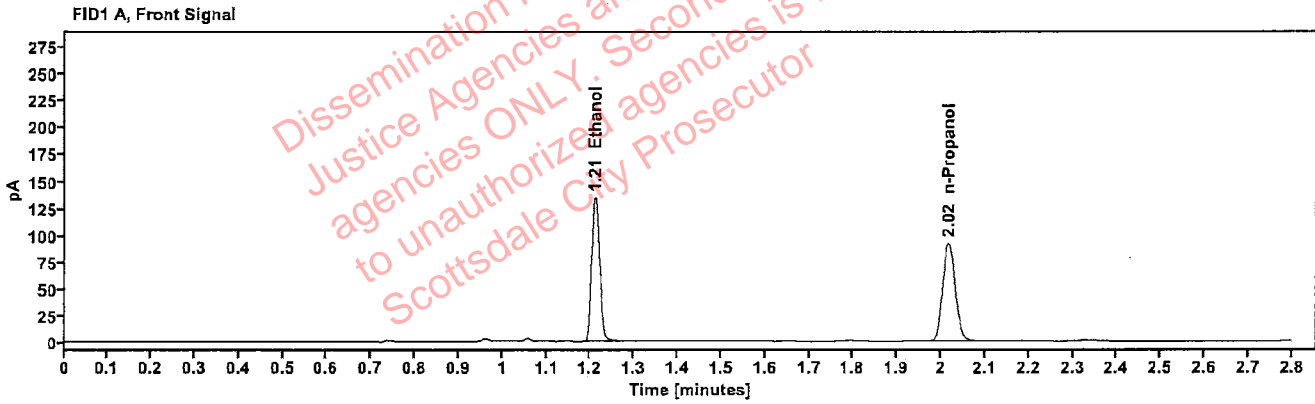


Table 1: FID 1 A (column DB-ALC1)

Compound	Amount (g/100mL)	Time (min)	Peak Area
>Ethanol	0.2645	1.211	170.343
n-Propanol	-----	2.017	183.604

Table 2: FID 2 B (column DB-ALC2)

Compound	Time (min)	Peak Area
Ethanol	1.360	187.893
n-Propanol	2.439	199.913

### Scottsdale Police Department Crime Lab Volatiles Analysis

Sample:	404-01C.G.	Vial:	16
Description:	[REDACTED]	LIMS ID:	[REDACTED]
Method:	ethanol quant.M	Sequence:	17Jan24
Instrument:	US14173023 CN14160045	Injection date:	1/17/2024 3:12:40 PM
Data file:	C:\Chem32\1\Data\17Jan24\16.D	Analyst:	Brooke

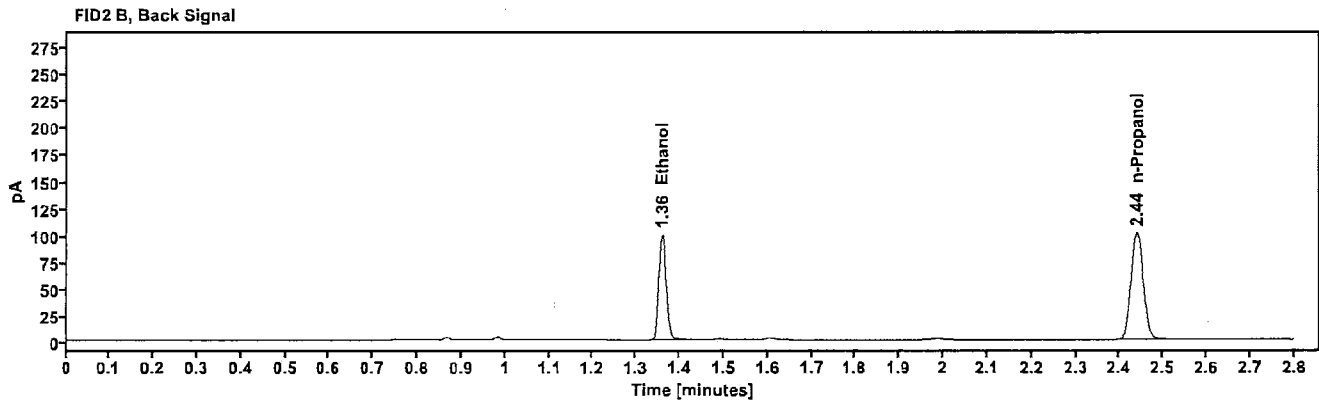
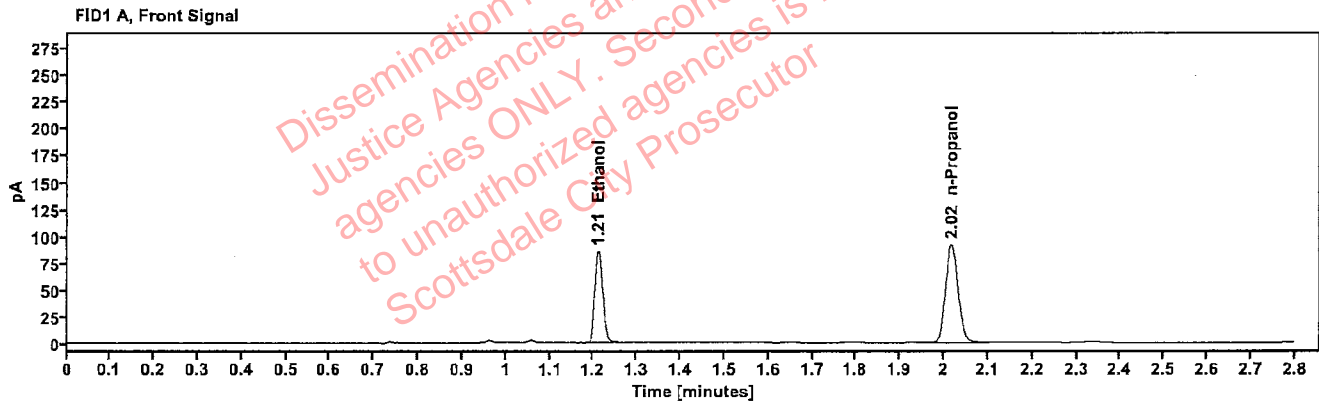


Table 1: FID 1 A (column DB-ALC1)

Compound	Amount (g/100mL)	Time (min)	Peak Area
>Ethanol	0.1691	1.211	108.550
n-Propanol	-----	2.017	183.400

Table 2: FID 2 B (column DB-ALC2)

Compound	Time (min)	Peak Area
Ethanol	1.360	119.624
n-Propanol	2.439	199.408

[REDACTED] : Brooke, Phillip - (19-Jan-2024)

Case: [REDACTED] User: pbrooke 1/19/2024

### Scottsdale Police Department Crime Lab Volatiles Analysis

Sample:	404-01C.G.	Vial:	17
Description:	[REDACTED]	LIMS ID:	[REDACTED]
Method:	ethanol quant.M	Sequence:	17Jan24
Instrument:	US14173023 CN14160045	Injection date:	1/17/2024 3:16:39 PM
Data file:	C:\Chem32\1\Data\17Jan24\17.D	Analyst:	Brooke

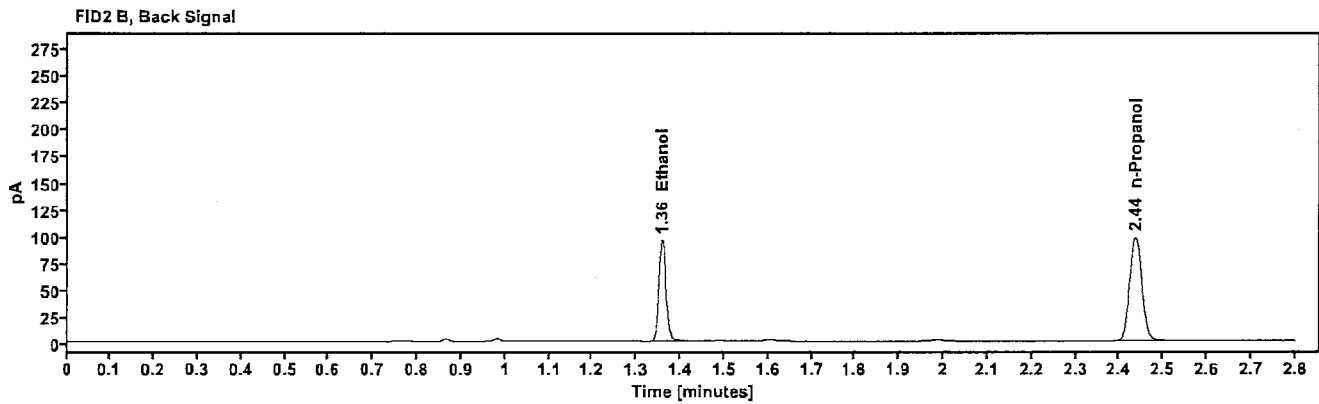
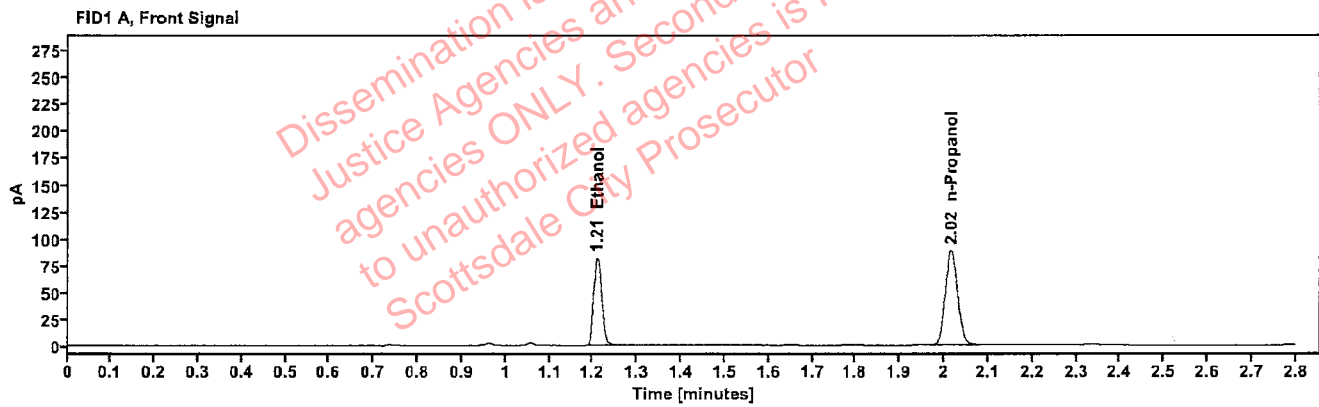


Table 1: FID 1 A (column DB-ALC1)

Compound	Amount (g/100mL)	Time (min)	Peak Area
>Ethanol	0.1673	1.210	103.158
n-Propanol	-----	2.016	176.233

Table 2: FID 2 B (column DB-ALC2)

Compound	Time (min)	Peak Area
Ethanol	1.357	113.819
n-Propanol	2.437	192.371

### Scottsdale Police Department Crime Lab Volatiles Analysis

Sample:	409-01C.F.	Vial:	18
Description:	[REDACTED]	LIMS ID:	[REDACTED]
Method:	ethanol quant.M	Sequence:	17Jan24
Instrument:	US14173023 CN14160045	Injection date:	1/17/2024 3:20:40 PM
Data file:	C:\Chem32\1\Data\17Jan24\18.D	Analyst:	Brooke

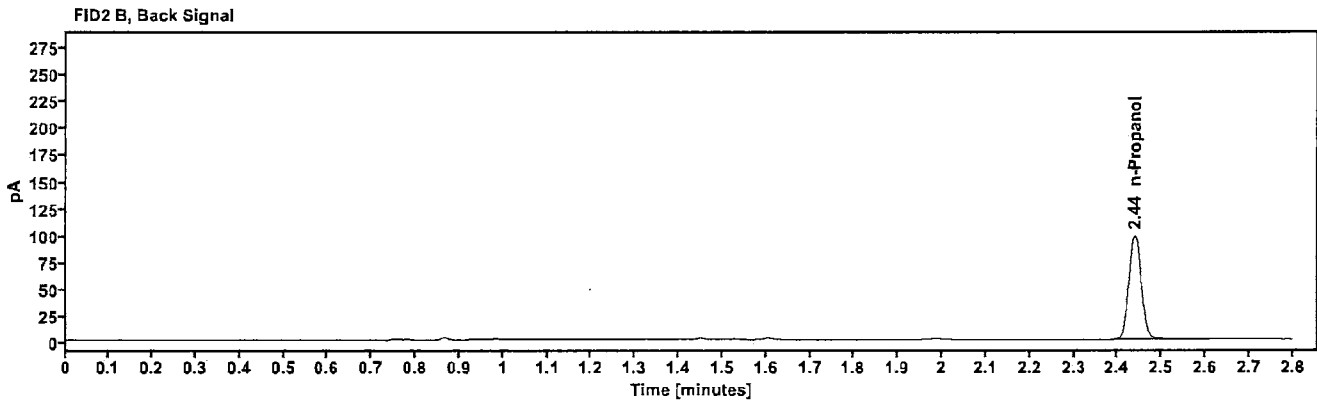
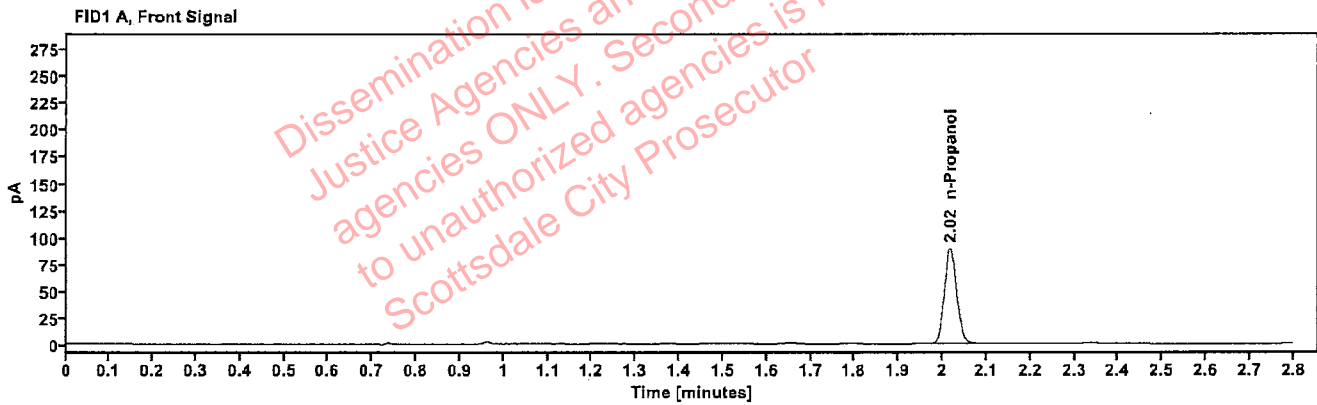


Table 1: FID 1 A (column DB-ALC1)

Compound	Amount (g/100mL)	Time (min)	Peak Area
n-Propanol	---	2.017	177.669

Table 2: FID 2 B (column DB-ALC2)

Compound	Time (min)	Peak Area
n-Propanol	2.439	194.208



[REDACTED]: Brooke, Phillip - (19-Jan-2024)

Case: [REDACTED] User: pbrooke 1/19/2024

### Scottsdale Police Department Crime Lab Volatiles Analysis

Sample:	409-01C.F.	Vial:	19
Description:	[REDACTED]	LIMS ID:	[REDACTED]
Method:	ethanol quant.M	Sequence:	17Jan24
Instrument:	US14173023 CN14160045	Injection date:	1/17/2024 3:24:56 PM
Data file:	C:\Chem32\1\Data\17Jan24\19.D	Analyst:	Brooke

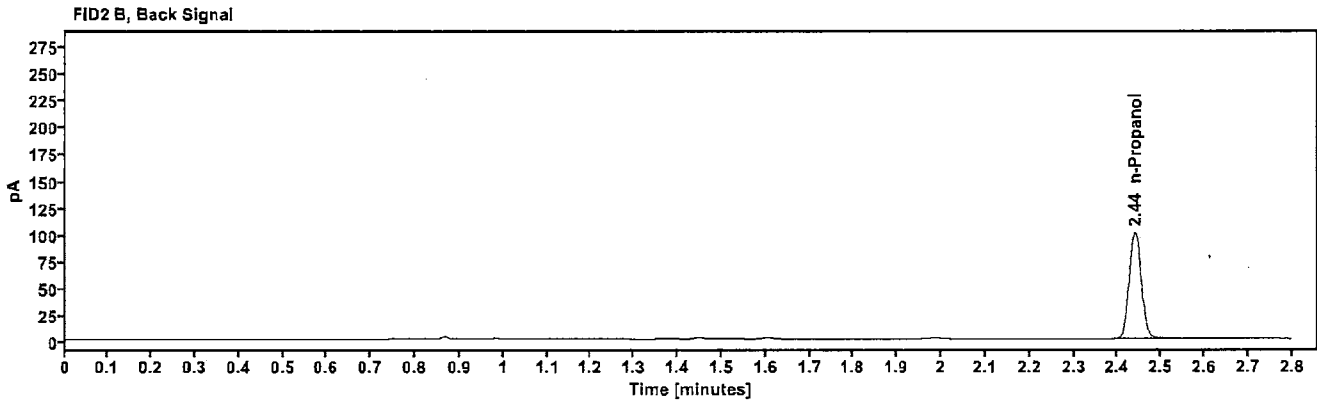
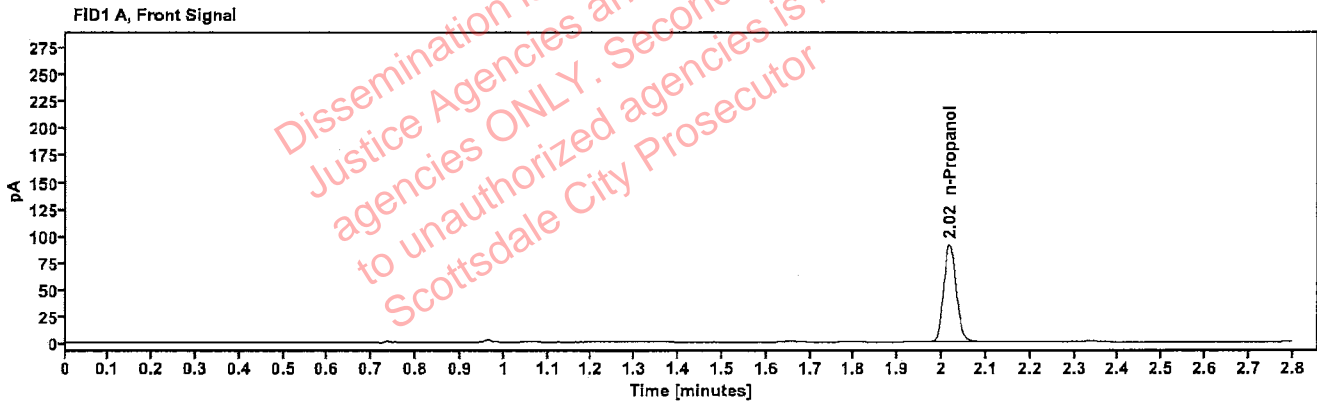


Table 1: FID 1 A (column DB-ALC1)

Compound	Amount (g/100mL)	Time (min)	Peak Area
n-Propanol	---	2.018	181.964

Table 2: FID 2 B (column DB-ALC2)

Compound	Time (min)	Peak Area
n-Propanol	2.440	197.873

### Scottsdale Police Department Crime Lab Volatiles Analysis

Sample:	353-01M.L.	Vial:	21
Description:	[REDACTED]	LIMS ID:	[REDACTED]
Method:	ethanol quant.M	Sequence:	17Jan24
Instrument:	US14173023 CN14160045	Injection date:	1/17/2024 3:32:55 PM
Data file:	C:\Chem32\1\Data\17Jan24\21.D	Analyst:	Brooke

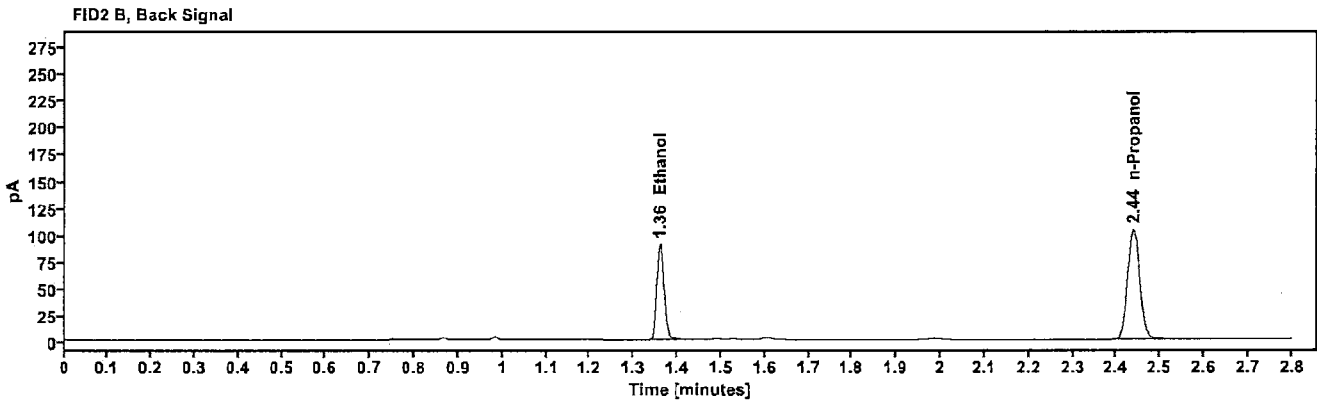
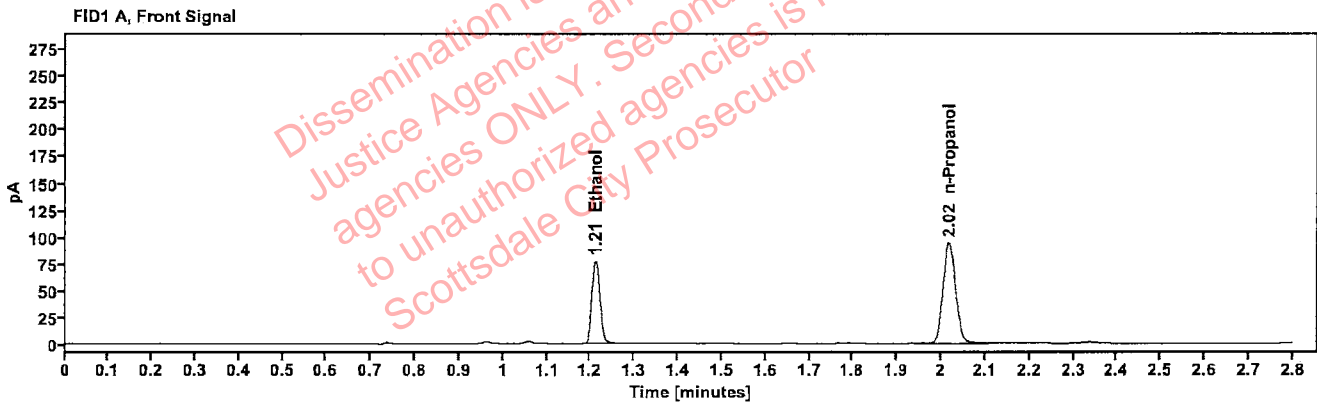


Table 1: FID 1 A (column DB-ALC1)

Compound	Amount (g/100mL)	Time (min)	Peak Area
>Ethanol	0.1497	1.211	98.312
n-Propanol	-----	2.018	187.866

Table 2: FID 2 B (column DB-ALC2)

Compound	Time (min)	Peak Area
Ethanol	1.360	108.262
n-Propanol	2.439	204.054

### Scottsdale Police Department Crime Lab Volatiles Analysis

Sample:	353-01M.L.	Vial:	22
Description:		LIMS ID:	
Method:	ethanol quant.M	Sequence:	17Jan24
Instrument:	US14173023 CN14160045	Injection date:	1/17/2024 3:36:55 PM
Data file:	C:\Chem32\1\Data\17Jan24\22.D	Analyst:	Brooke

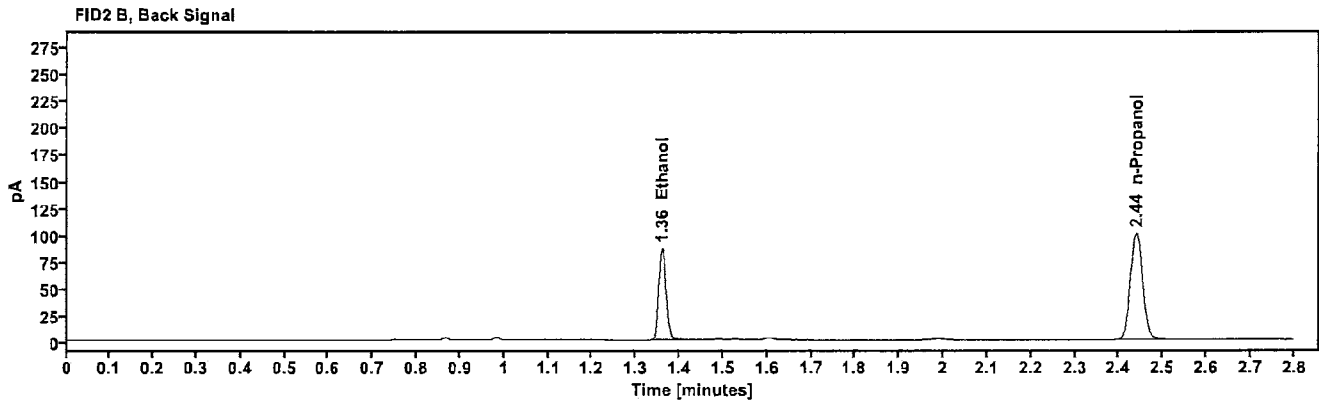
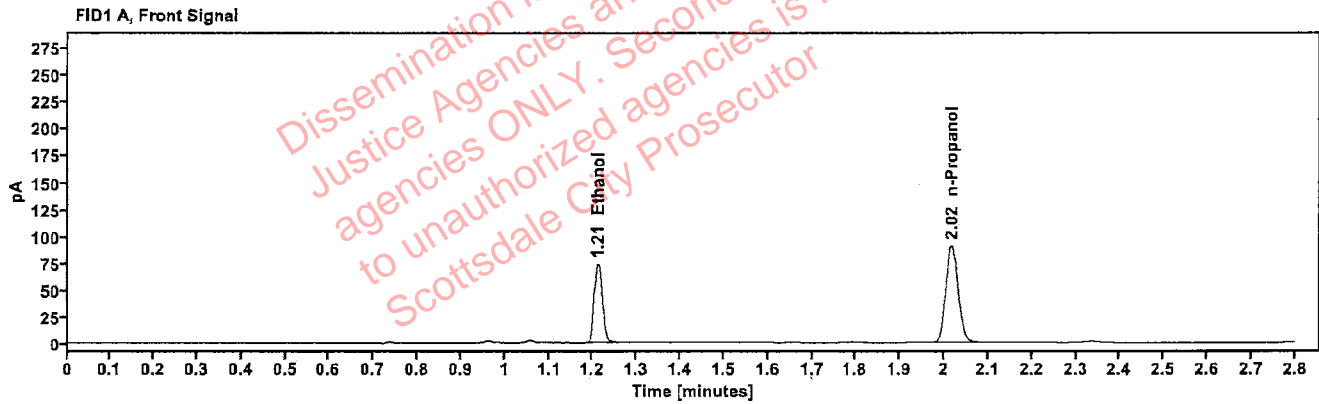


Table 1: FID 1 A (column DB-ALC1)

Compound	Amount (g/100mL)	Time (min)	Peak Area
>Ethanol	0.1479	1.211	93.953
n-Propanol	-----	2.017	181.684

Table 2: FID 2 B (column DB-ALC2)

Compound	Time (min)	Peak Area
Ethanol	1.359	103.456
n-Propanol	2.439	197.426

### Scottsdale Police Department Crime Lab Volatiles Analysis

Sample:	326-01B.B.	Vial:	23
Description:	[REDACTED]	LIMS ID:	[REDACTED]
Method:	ethanol quant.M	Sequence:	17Jan24
Instrument:	US14173023 CN14160045	Injection date:	1/17/2024 3:40:55 PM
Data file:	C:\Chem32\1\Data\17Jan24\23.D	Analyst:	Brooke

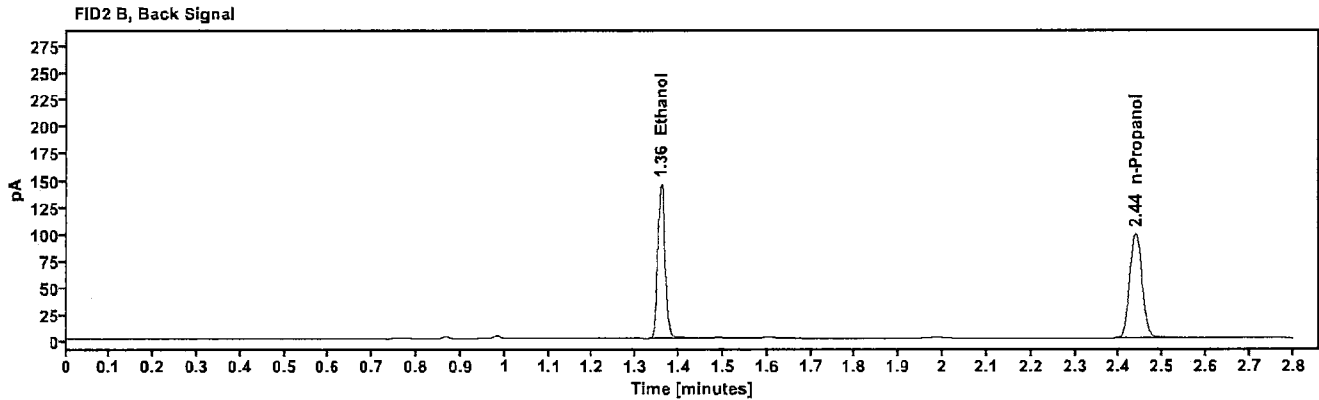
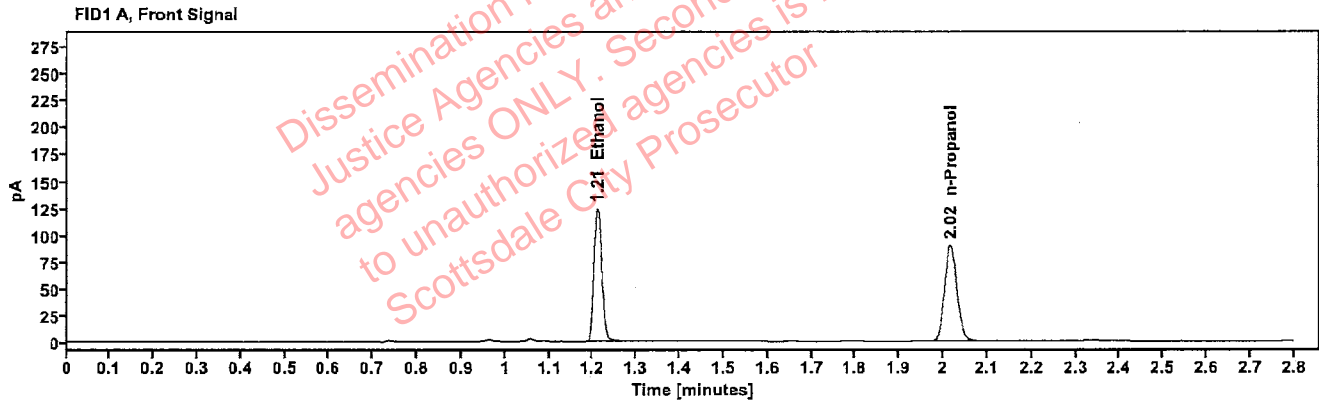


Table 1: FID 1 A (column DB-ALC1)

Compound	Amount (g/100mL)	Time (min)	Peak Area
>Ethanol	0.2502	1.210	157.188
n-Propanol	-----	2.017	179.195

Table 2: FID 2 B (column DB-ALC2)

Compound	Time (min)	Peak Area
Ethanol	1.358	173.289
n-Propanol	2.438	195.566

[REDACTED]: Brooke, Phillip - (19-Jan-2024)

Case: [REDACTED] User: pbrooke 1/19/2024

### Scottsdale Police Department Crime Lab Volatiles Analysis

Sample:	326-01B.B.	Vial:	24
Description:	[REDACTED]	LIMS ID:	[REDACTED]
Method:	ethanol quant.M	Sequence:	17Jan24
Instrument:	US14173023 CN14160045	Injection date:	1/17/2024 3:44:55 PM
Data file:	C:\Chem32\1\Data\17Jan24\24.D	Analyst:	Brooke

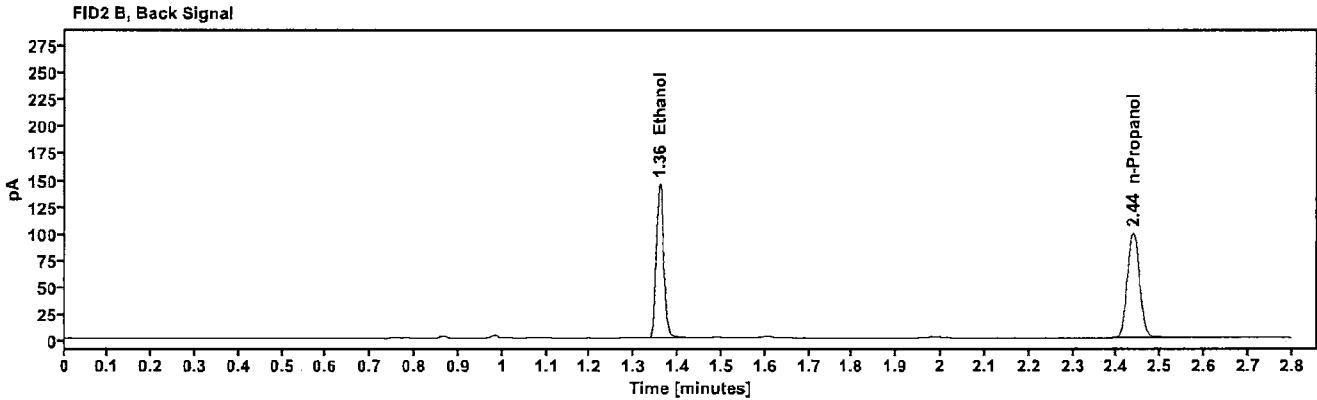
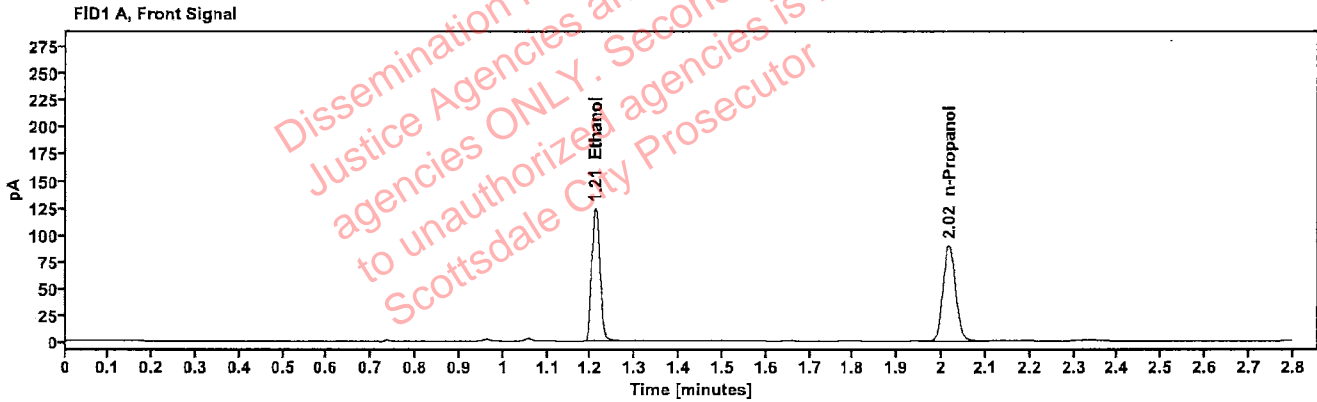


Table 1: FID 1 A (column DB-ALC1)

Compound	Amount (g/100mL)	Time (min)	Peak Area
>Ethanol	0.2498	1.210	157.282
n-Propanol	-----	2.016	179.569

Table 2: FID 2 B (column DB-ALC2)

Compound	Time (min)	Peak Area
Ethanol	1.358	173.471
n-Propanol	2.438	195.587

### Scottsdale Police Department Crime Lab Volatiles Analysis

Sample:	347-01C.S.	Vial:	25
Description:	[REDACTED]	LIMS ID:	[REDACTED]
Method:	ethanol quant.M	Sequence:	17Jan24
Instrument:	US14173023 CN14160045	Injection date:	1/17/2024 3:49:11 PM
Data file:	C:\Chem32\1\Data\17Jan24\25.D	Analyst:	Brooke

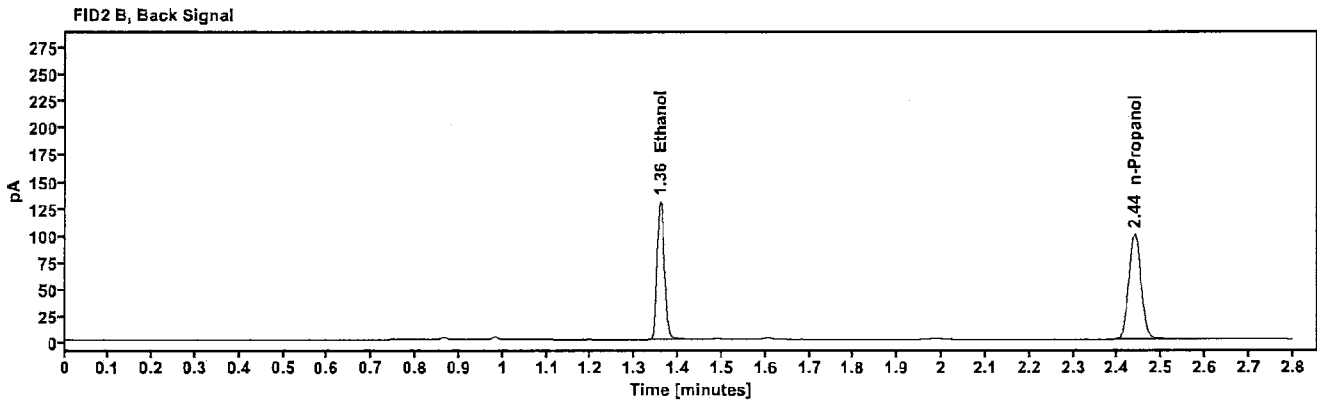
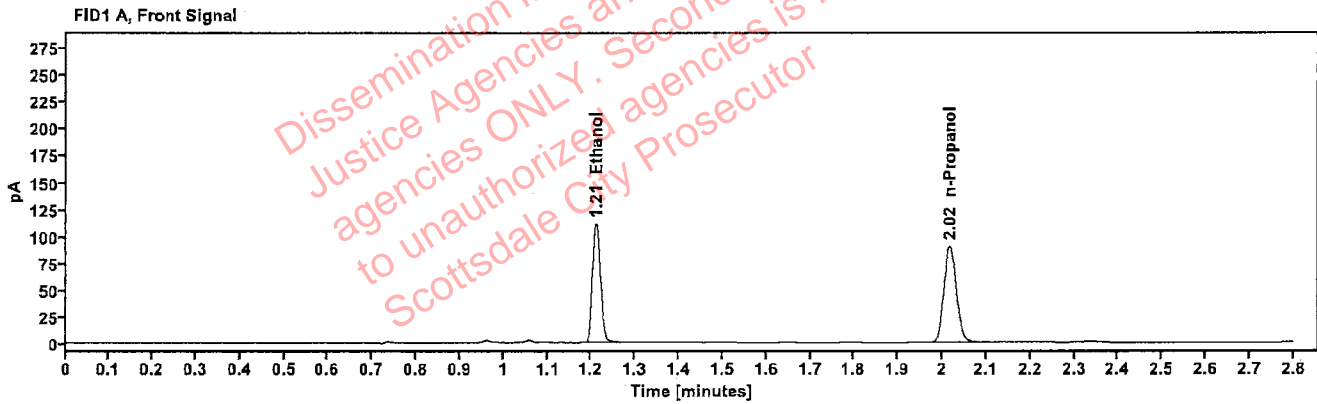


Table 1: FID 1 A (column DB-ALC1)

Compound	Amount (g/100mL)	Time (min)	Peak Area
>Ethanol	0.2235	1.211	141.357
n-Propanol	-----	2.017	180.474

Table 2: FID 2 B (column DB-ALC2)

Compound	Time (min)	Peak Area
Ethanol	1.359	155.644
n-Propanol	2.439	196.099

[REDACTED]: Brooke, Phillip - (19-Jan-2024)

Case: [REDACTED] User: pbrooke 1/19/2024

### Scottsdale Police Department Crime Lab Volatiles Analysis

Sample:	347-01C.S.	Vial:	26
Description:	[REDACTED]	LIMS ID:	[REDACTED]
Method:	ethanol quant.M	Sequence:	17Jan24
Instrument:	US14173023 CN14160045	Injection date:	1/17/2024 3:53:10 PM
Data file:	C:\Chem32\1\Data\17Jan24\26.D	Analyst:	Brooke

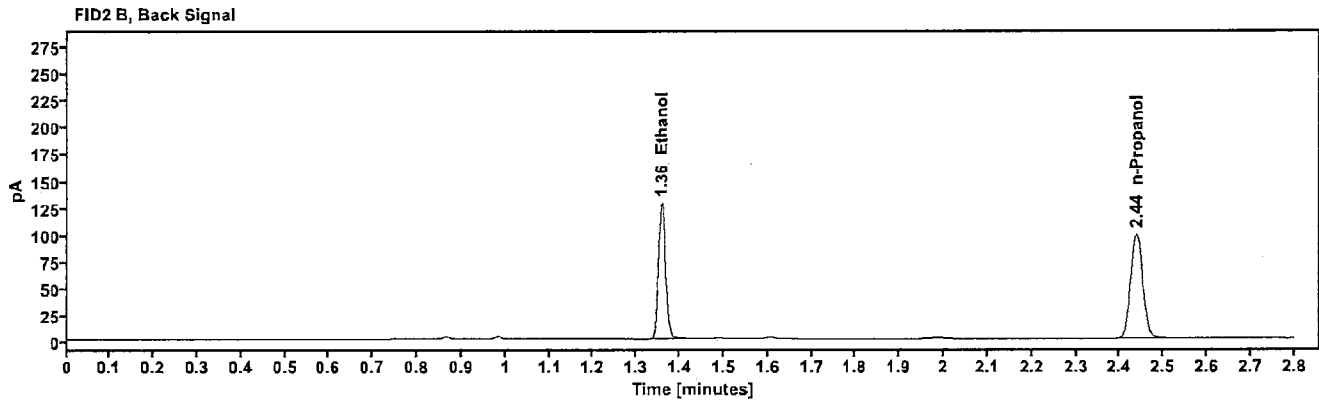
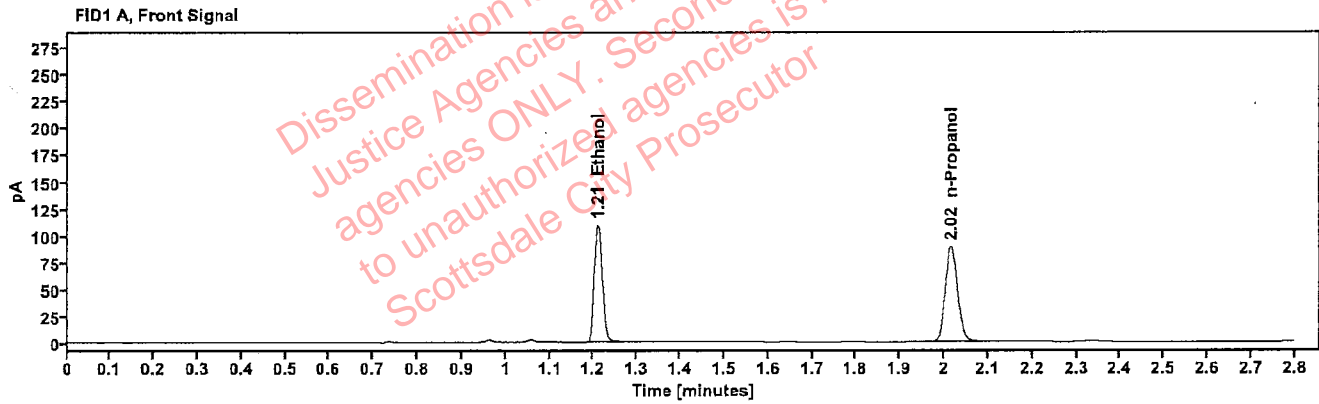


Table 1: FID 1 A (column DB-ALC1)

Compound	Amount (g/100mL)	Time (min)	Peak Area
>Ethanol	0.2222	1.210	138.779
n-Propanol	-----	2.017	178.233

Table 2: FID 2 B (column DB-ALC2)

Compound	Time (min)	Peak Area
Ethanol	1.358	152.850
n-Propanol	2.438	193.959

### Scottsdale Police Department Crime Lab Volatiles Analysis

Sample:	353-01W.T.	Vial:	27
Description:	[REDACTED]	LIMS ID:	[REDACTED]
Method:	ethanol quant.M	Sequence:	17Jan24
Instrument:	US14173023 CN14160045	Injection date:	1/17/2024 3:57:10 PM
Data file:	C:\Chem32\1\Data\17Jan24\27.D	Analyst:	Brooke

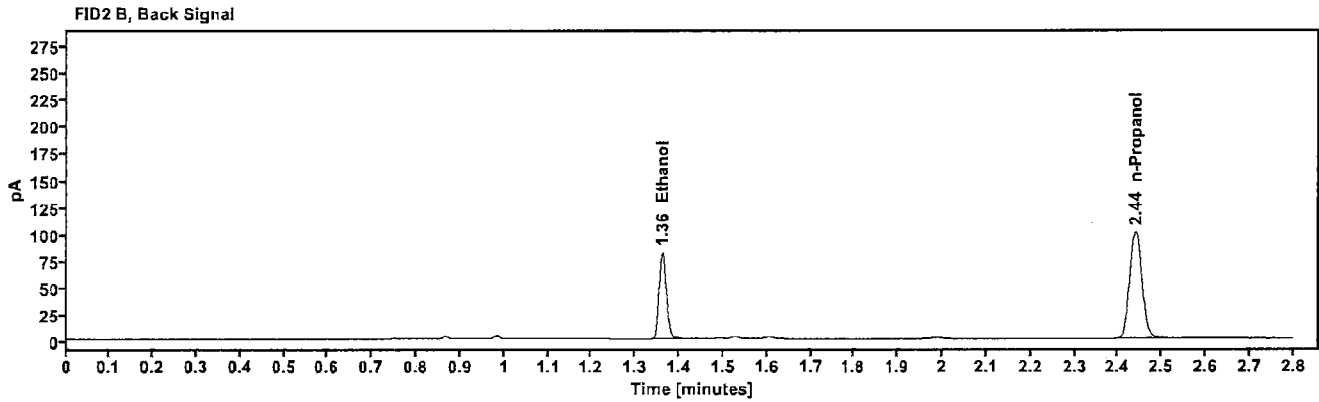
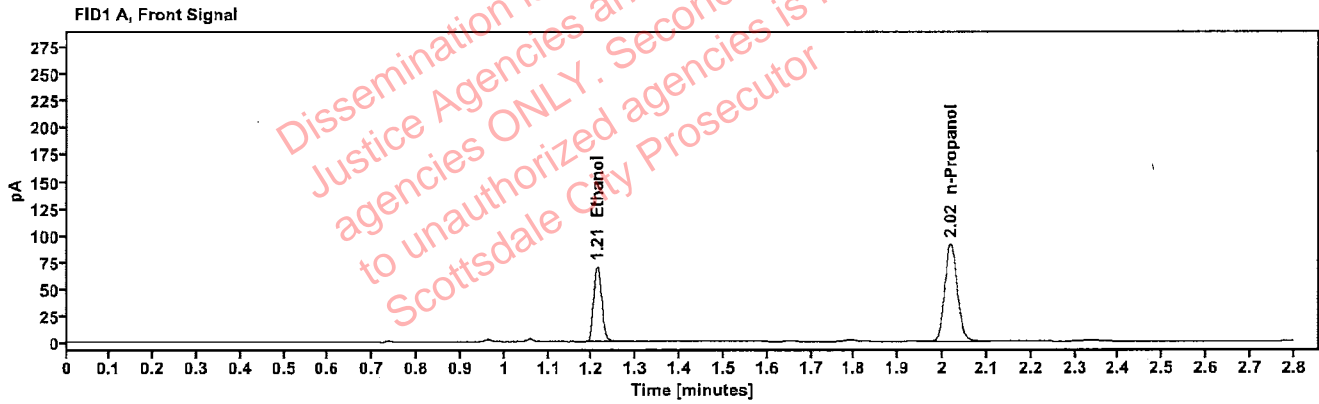


Table 1: FID 1 A (column DB-ALC1)

Compound	Amount (g/100mL)	Time (min)	Peak Area
>Ethanol	0.1401	1.212	89.552
n-Propanol	-----	2.018	182.981

Table 2: FID 2 B (column DB-ALC2)

Compound	Time (min)	Peak Area
Ethanol	1.361	98.572
n-Propanol	2.440	198.715



### Scottsdale Police Department Crime Lab Volatiles Analysis

Sample:	353-01W.T.	Vial:	28
Description:	[REDACTED]	LIMS ID:	[REDACTED]
Method:	ethanol quant.M	Sequence:	17Jan24
Instrument:	US14173023 CN14160045	Injection date:	1/17/2024 4:01:10 PM
Data file:	C:\Chem32\1\Data\17Jan24\28.D	Analyst:	Brooke

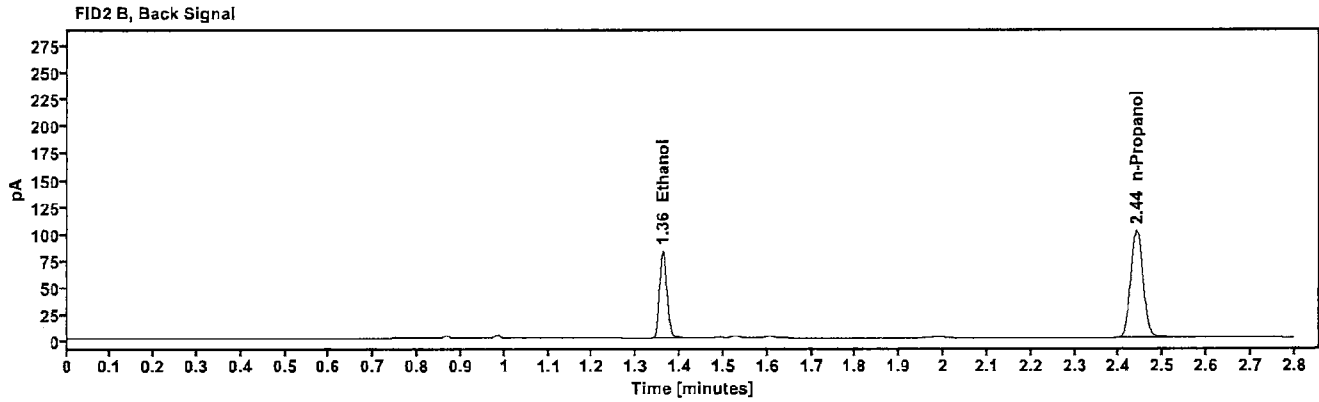
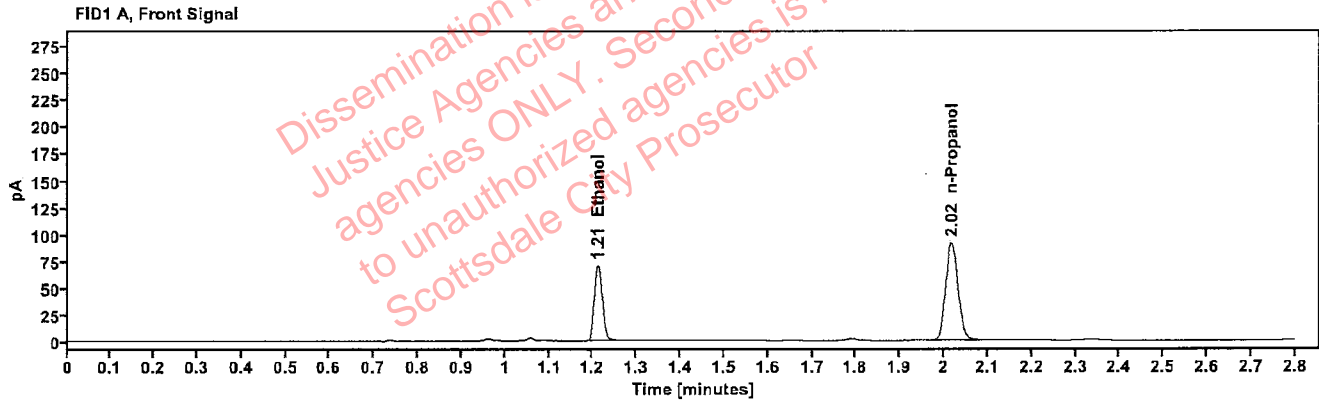


Table 1: FID 1 A (column DB-ALC1)

Compound	Amount (g/100mL)	Time (min)	Peak Area
>Ethanol	0.1402	1.212	89.792
n-Propanol	----	2.018	183.324

Table 2: FID 2 B (column DB-ALC2)

Compound	Time (min)	Peak Area
Ethanol	1.360	98.908
n-Propanol	2.440	199.192

Brooke, Phillip - (19-Jan-2024)

Case: [REDACTED] User: pbrooke 1/19/2024

### Scottsdale Police Department Crime Lab Volatiles Analysis

Sample:	409-01T.M.	Vial:	29
Description:	[REDACTED]	LIMS ID:	[REDACTED]
Method:	ethanol quant.M	Sequence:	17Jan24
Instrument:	US14173023 CN14160045	Injection date:	1/17/2024 4:05:10 PM
Data file:	C:\Chem32\1\Data\17Jan24\29.D	Analyst:	Brooke

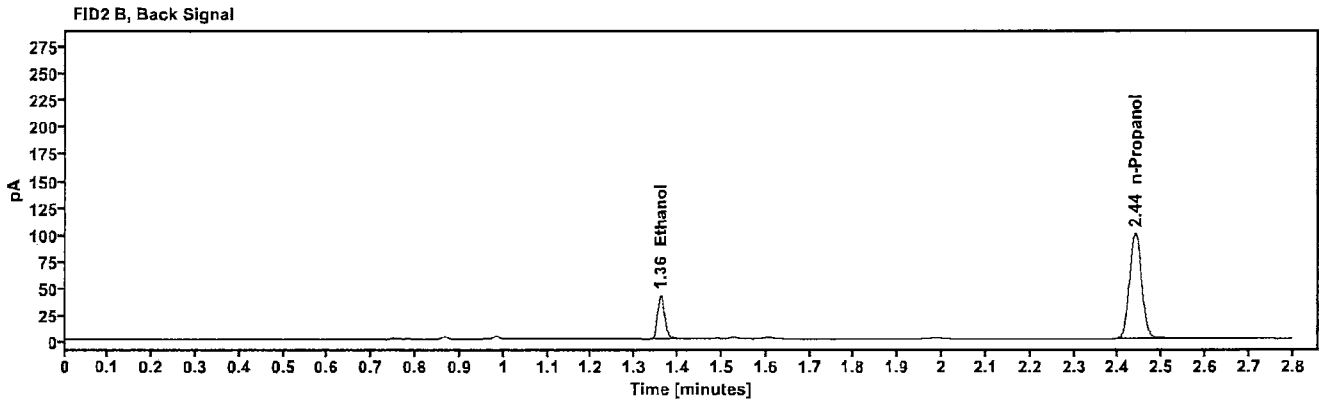
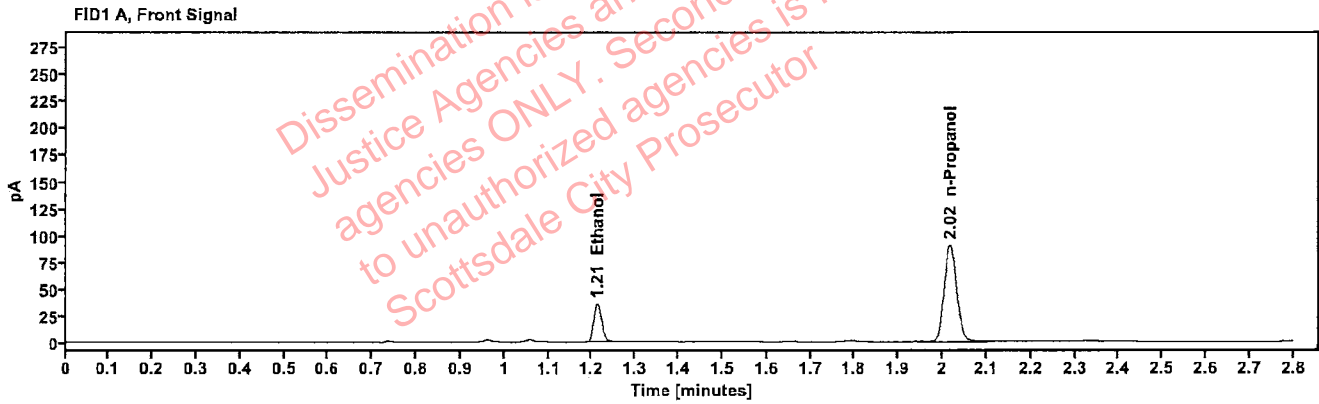


Table 1: FID 1 A (column DB-ALC1)

Compound	Amount (g/100mL)	Time (min)	Peak Area
>Ethanol	0.0728	1.212	45.592
n-Propanol	-----	2.017	180.501

Table 2: FID 2 B (column DB-ALC2)

Compound	Time (min)	Peak Area
Ethanol	1.360	50.235
n-Propanol	2.439	196.244

[REDACTED]: Brooke, Phillip - (19-Jan-2024)

Case [REDACTED] User: pbrooke 1/19/2024

### Scottsdale Police Department Crime Lab Volatiles Analysis

Sample:	409-01T.M.	Vial:	30
Description:	[REDACTED]	LIMS ID:	[REDACTED]
Method:	ethanol quant.M	Sequence:	17Jan24
Instrument:	US14173023 CN14160045	Injection date:	1/17/2024 4:09:10 PM
Data file:	C:\Chem32\1\Data\17Jan24\30.D	Analyst:	Brooke

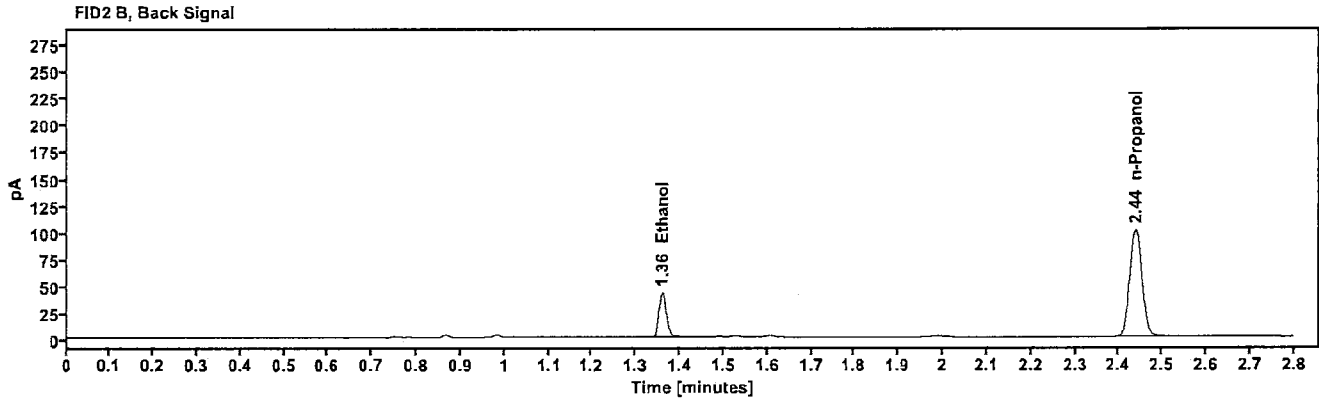
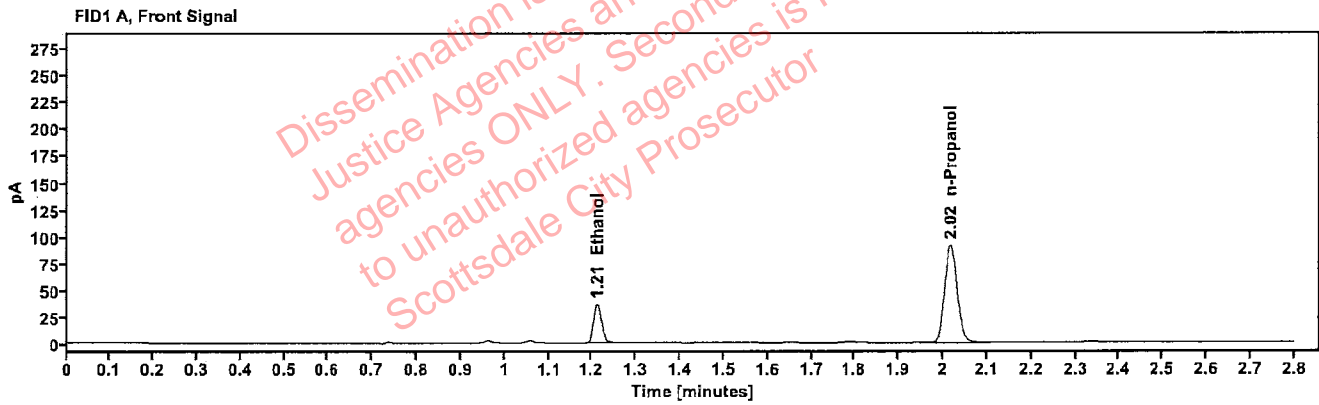


Table 1: FID 1 A (column DB-ALC1)

Compound	Amount (g/100mL)	Time (min)	Peak Area
>Ethanol	0.0732	1.212	46.324
n-Propanol	---	2.017	182.370

Table 2: FID 2 B (column DB-ALC2)

Compound	Time (min)	Peak Area
Ethanol	1.360	51.064
n-Propanol	2.439	198.240

### Scottsdale Police Department Crime Lab Volatiles Analysis

Sample:	342-01F.L.	Vial:	32
Description:	[REDACTED]	LIMS ID:	[REDACTED]
Method:	ethanol quant.M	Sequence:	17Jan24
Instrument:	US14173023 CN14160045	Injection date:	1/17/2024 4:17:25 PM
Data file:	C:\Chem32\1\Data\17Jan24\32.D	Analyst:	Brooke

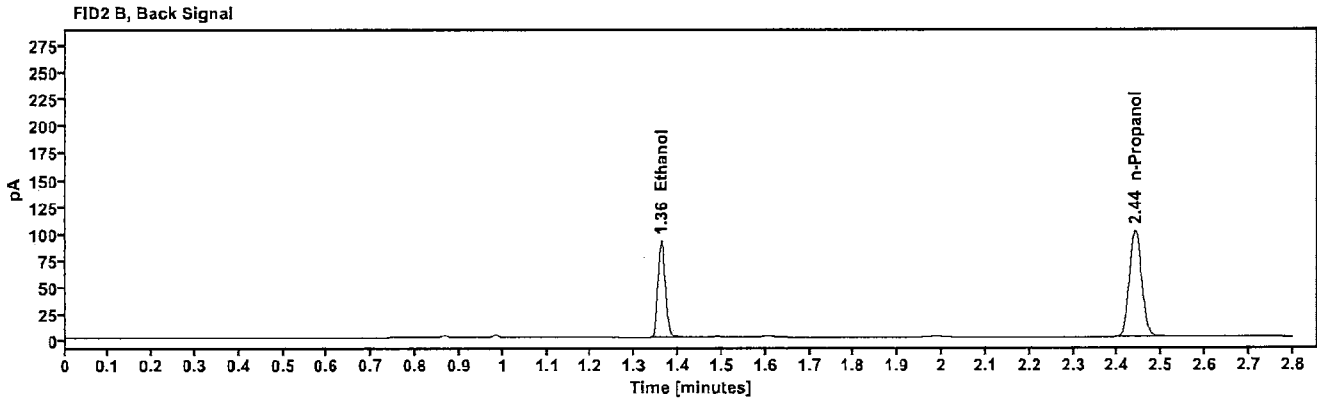
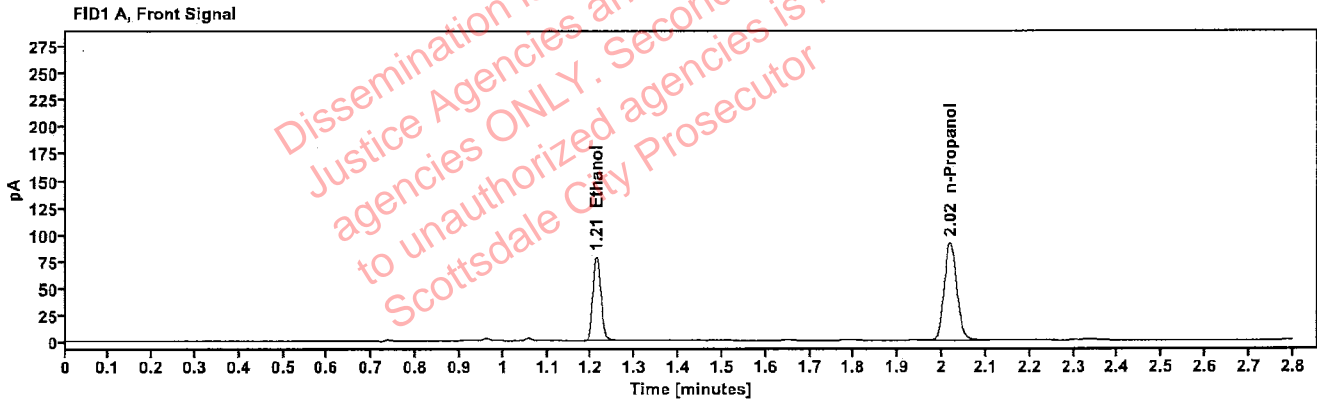


Table 1: FID 1 A (column DB-ALC1)

Compound	Amount (g/100mL)	Time (min)	Peak Area
>Ethanol	0.1562	1.212	100.015
n-Propanol	---	2.018	183.025

Table 2: FID 2 B (column DB-ALC2)

Compound	Time (min)	Peak Area
Ethanol	1.361	110.250
n-Propanol	2.440	198.600

### Scottsdale Police Department Crime Lab Volatiles Analysis

Sample:	342-01F.L.	Vial:	33
Description:	[REDACTED]	LIMS ID:	[REDACTED]
Method:	ethanol quant.M	Sequence:	17Jan24
Instrument:	US14173023 CN14160045	Injection date:	1/17/2024 4:21:26 PM
Data file:	C:\Chem32\1\Data\17Jan24\33.D	Analyst:	Brooke

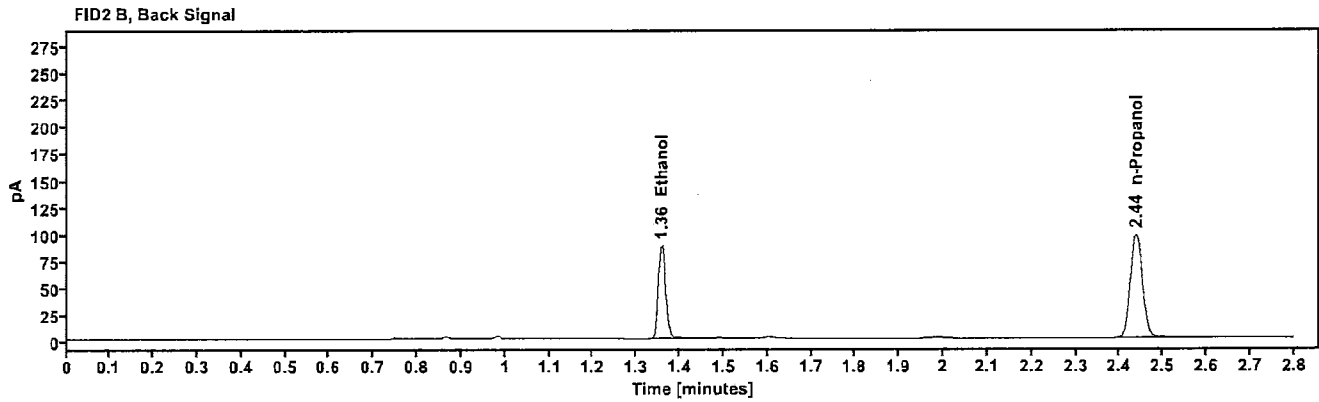
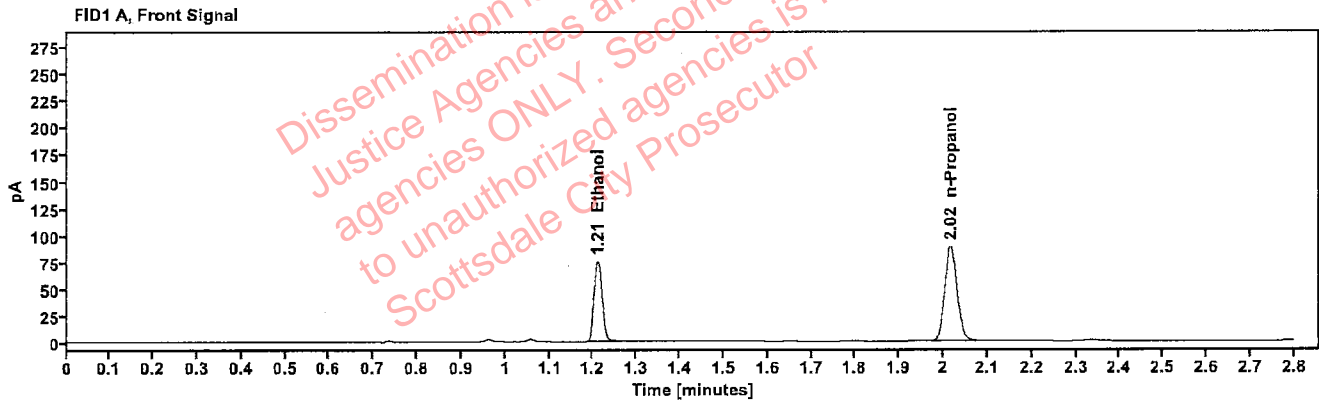


Table 1: FID 1 A (column DB-ALC1)

Compound	Amount (g/100mL)	Time (min)	Peak Area
>Ethanol	0.1544	1.210	95.543
n-Propanol	---	2.017	176.990

Table 2: FID 2 B (column DB-ALC2)

Compound	Time (min)	Peak Area
Ethanol	1.358	105.370
n-Propanol	2.438	192.491

### Scottsdale Police Department Crime Lab Volatiles Analysis

Sample:	353-01S.N.	Vial:	34
Description:	[REDACTED]	LIMS ID:	[REDACTED]
Method:	ethanol quant.M	Sequence:	17Jan24
Instrument:	US14173023 CN14160045	Injection date:	1/17/2024 4:25:25 PM
Data file:	C:\Chem32\1\Data\17Jan24\34.D	Analyst:	Brooke

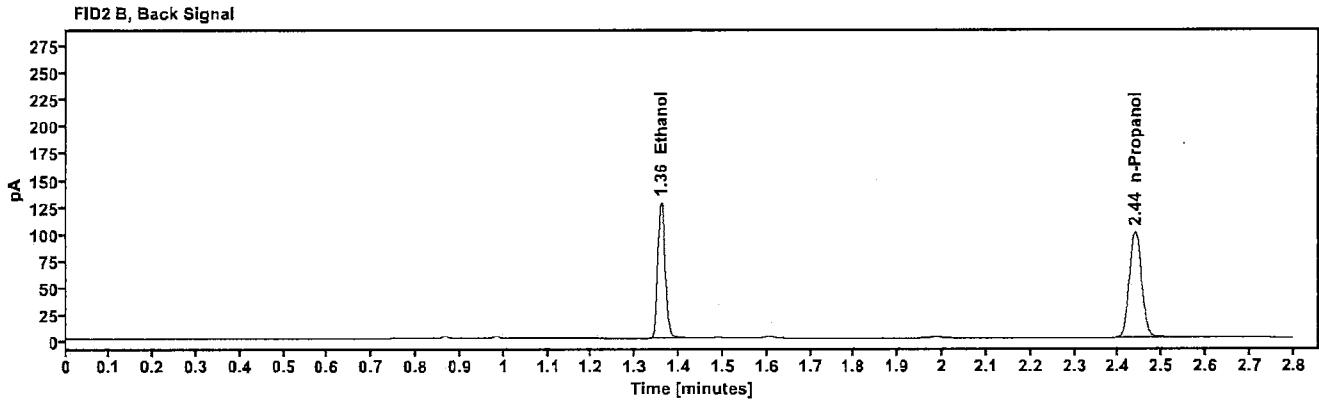
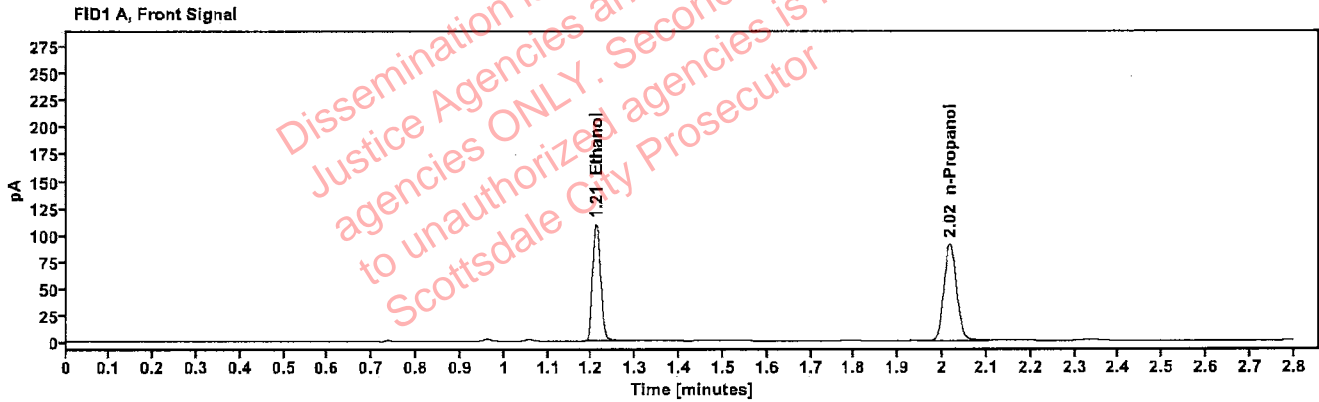


Table 1: FID 1 A (column DB-ALC1)

Compound	Amount (g/100mL)	Time (min)	Peak Area
>Ethanol	0.2179	1.210	138.634
n-Propanol	-----	2.017	181.528

Table 2: FID 2 B (column DB-ALC2)

Compound	Time (min)	Peak Area
Ethanol	1.359	152.874
n-Propanol	2.438	197.071

### Scottsdale Police Department Crime Lab Volatiles Analysis

Sample:	353-01S.N.	Vial:	35
Description:	[REDACTED]	LIMS ID:	[REDACTED]
Method:	ethanol quant.M	Sequence:	17Jan24
Instrument:	US14173023 CN14160045	Injection date:	1/17/2024 4:29:25 PM
Data file:	C:\Chem32\1\Data\17Jan24\35.D	Analyst:	Brooke

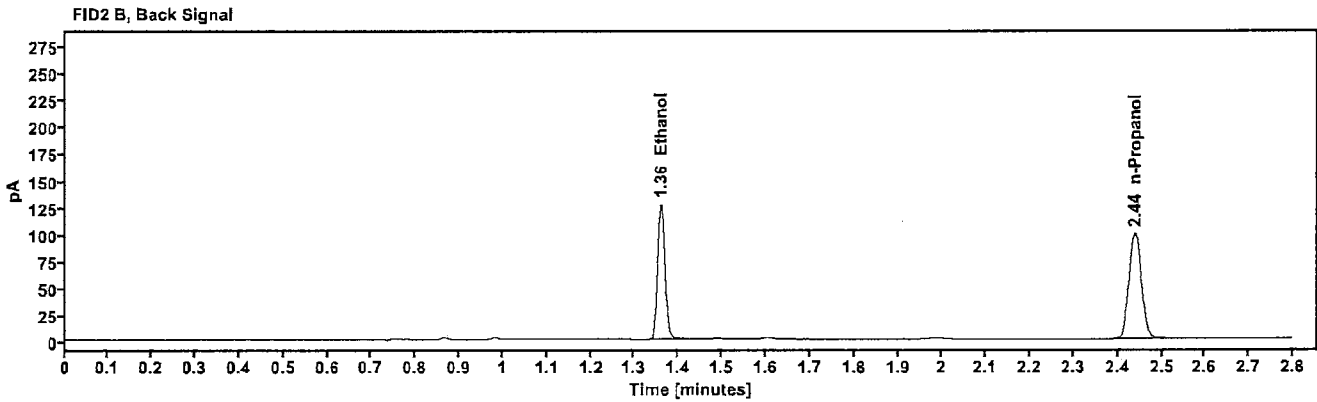
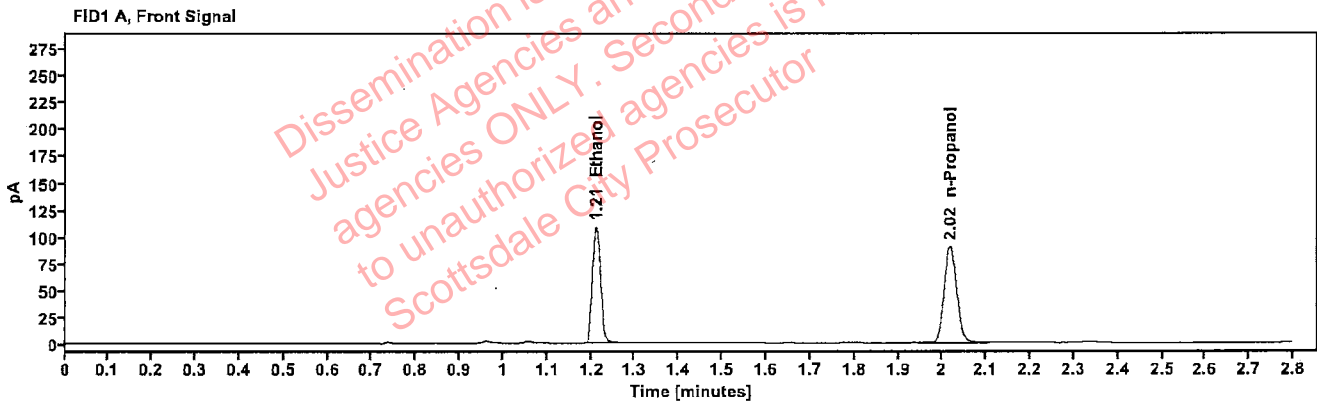


Table 1: FID 1 A (column DB-ALC1)

Compound	Amount (g/100mL)	Time (min)	Peak Area
>Ethanol	0.2190	1.211	138.629
n-Propanol	-----	2.017	180.646

Table 2: FID 2 B (column DB-ALC2)

Compound	Time (min)	Peak Area
Ethanol	1.359	152.857
n-Propanol	2.439	196.569

[REDACTED]: Brooke, Phillip - (19-Jan-2024)

Case: [REDACTED] User: pbrooke 1/19/2024

### Scottsdale Police Department Crime Lab Volatiles Analysis

Sample:	409-01C.T.	Vial:	36
Description:	[REDACTED]	LIMS ID:	[REDACTED]
Method:	ethanol quant.M	Sequence:	17Jan24
Instrument:	US14173023 CN14160045	Injection date:	1/17/2024 4:33:25 PM
Data file:	C:\Chem32\1\Data\17Jan24\36.D	Analyst:	Brooke

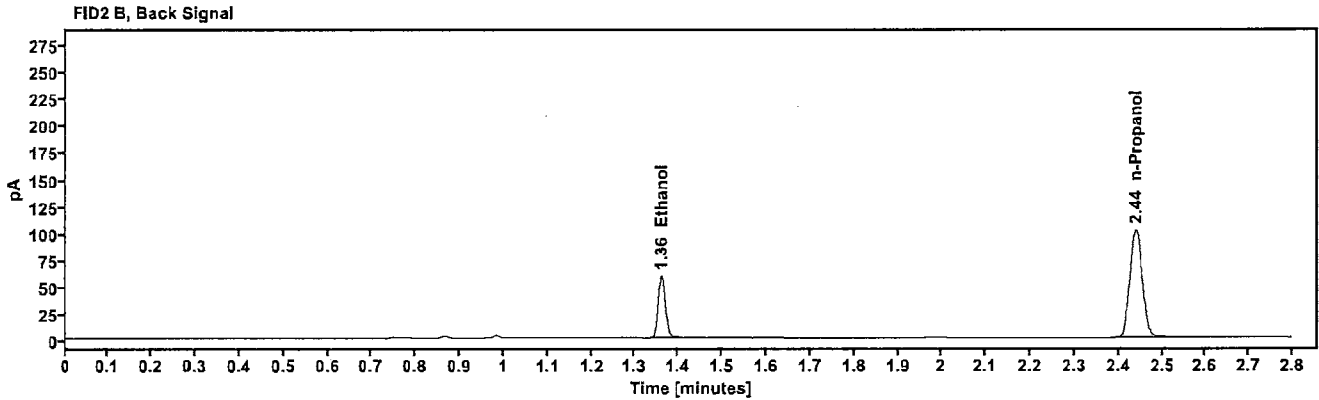
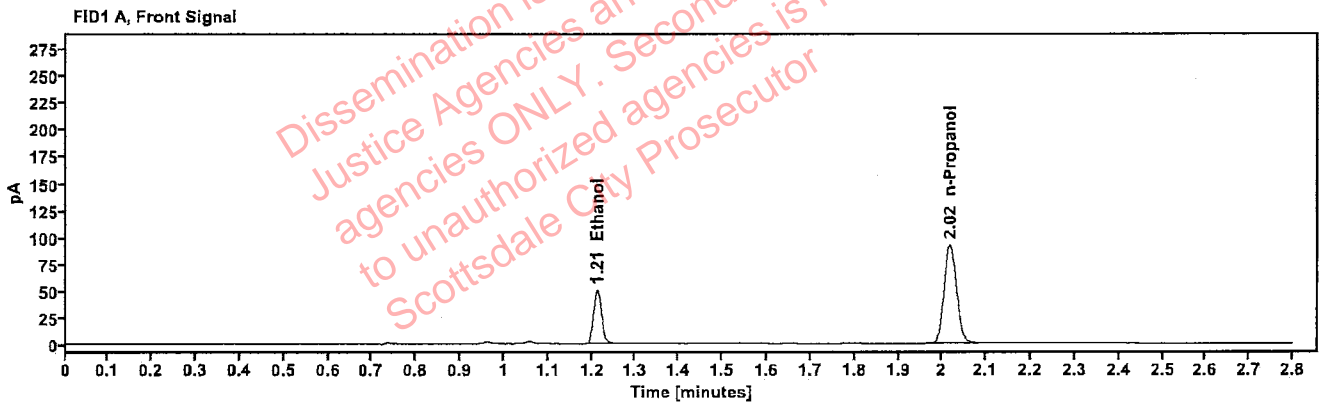


Table 1: FID 1 A (column DB-ALC1)

Compound	Amount (g/100mL)	Time (min)	Peak Area
>Ethanol	0.1006	1.212	64.261
n-Propanol	-----	2.018	183.273

Table 2: FID 2 B (column DB-ALC2)

Compound	Time (min)	Peak Area
Ethanol	1.360	70.327
n-Propanol	2.440	200.481



[REDACTED] : Brooke, Phillip - (19-Jan-2024)

Case: [REDACTED] User: pbrooke 1/19/2024

### Scottsdale Police Department Crime Lab Volatiles Analysis

Sample:	409-01C.T.	Vial:	37
Description:	[REDACTED]	LIMS ID:	[REDACTED]
Method:	ethanol quant.M	Sequence:	17Jan24
Instrument:	US14173023 CN14160045	Injection date:	1/17/2024 4:37:40 PM
Data file:	C:\Chem32\1\Data\17Jan24\37.D	Analyst:	Brooke

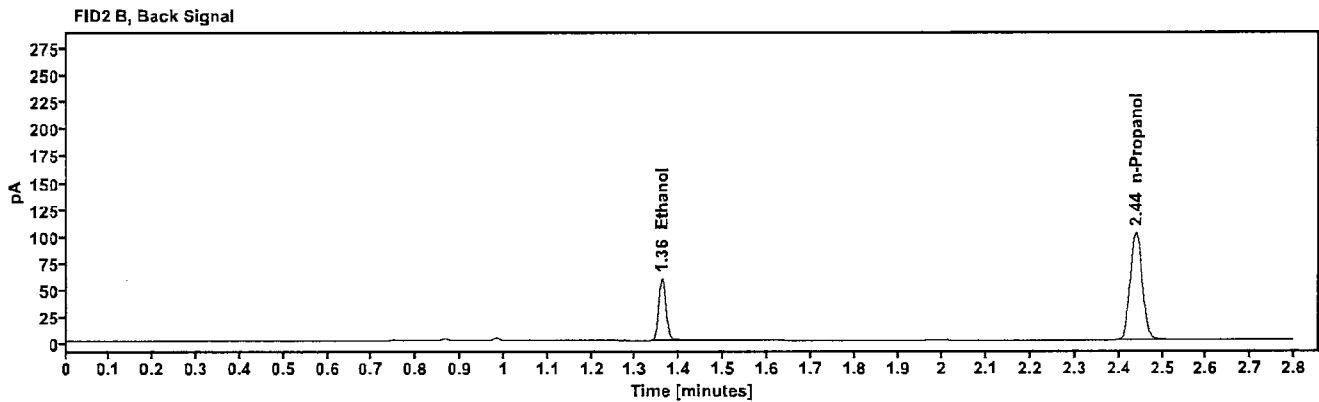
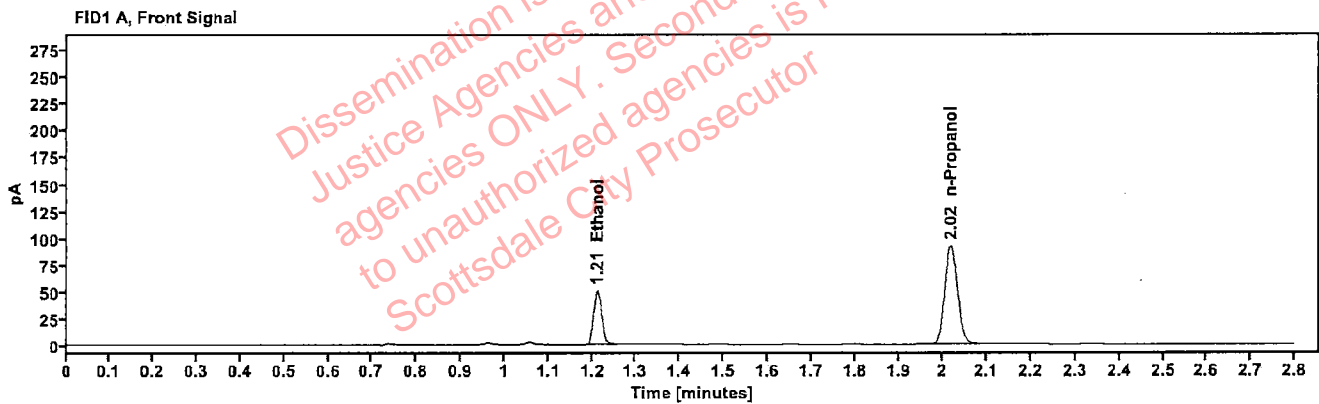


Table 1: FID 1 A (column DB-ALC1)

Compound	Amount (g/100mL)	Time (min)	Peak Area
>Ethanol	0.1009	1.212	64.559
n-Propanol	-----	2.017	183.600

Table 2: FID 2 B (column DB-ALC2)

Compound	Time (min)	Peak Area
Ethanol	1.360	70.643
n-Propanol	2.439	200.704

[REDACTED]: Brooke, Phillip - (19-Jan-2024)

Case: [REDACTED] User: pbrooke 1/19/2024

### Scottsdale Police Department Crime Lab Volatiles Analysis

Sample:	353-01B.S.	Vial:	38
Description:	[REDACTED]	LIMS ID:	[REDACTED]
Method:	ethanol quant.M	Sequence:	17Jan24
Instrument:	US14173023 CN14160045	Injection date:	1/17/2024 4:41:40 PM
Data file:	C:\Chem32\1\Data\17Jan24\38.D	Analyst:	Brooke

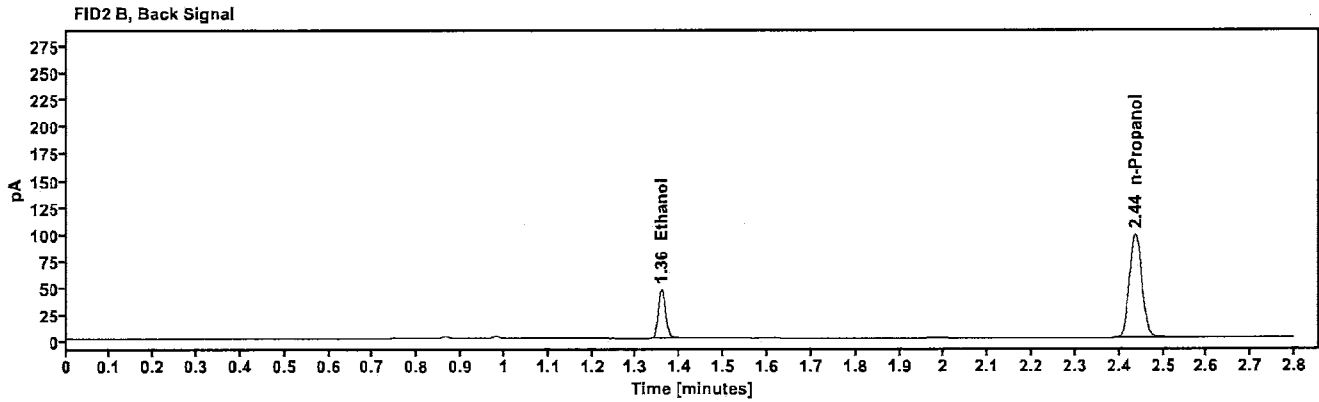
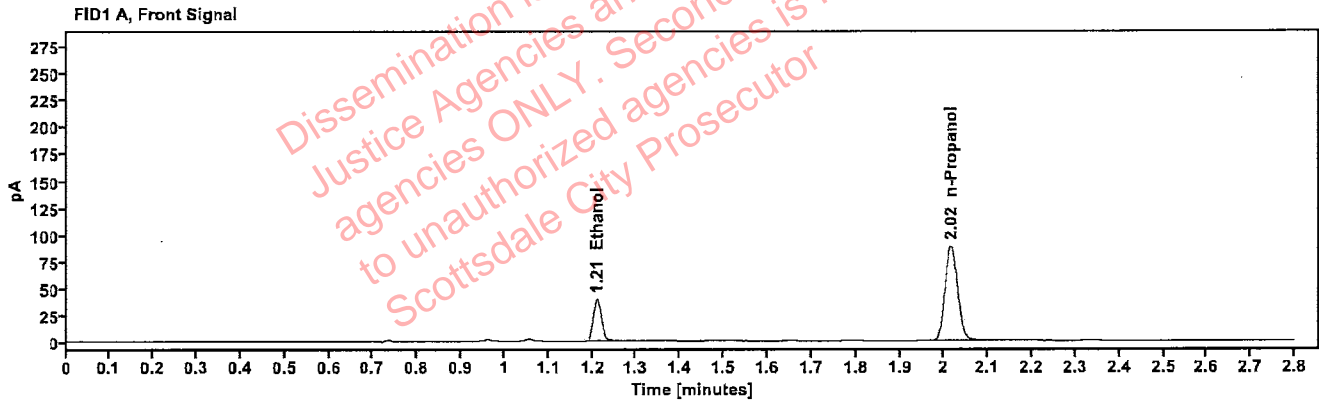


Table 1: FID 1 A (column DB-ALC1)

Compound	Amount (g/100mL)	Time (min)	Peak Area
>Ethanol	0.0821	1.210	50.245
n-Propanol	-----	2.016	176.063

Table 2: FID 2 B (column DB-ALC2)

Compound	Time (min)	Peak Area
Ethanol	1.358	55.024
n-Propanol	2.437	192.473

### Scottsdale Police Department Crime Lab Volatiles Analysis

Sample:	353-01B.S.	Vial:	39
Description:	[REDACTED]	LIMS ID:	[REDACTED]
Method:	ethanol quant.M	Sequence:	17Jan24
Instrument:	US14173023 CN14160045	Injection date:	1/17/2024 4:45:40 PM
Data file:	C:\Chem32\1\Data\17Jan24\39.D	Analyst:	Brooke

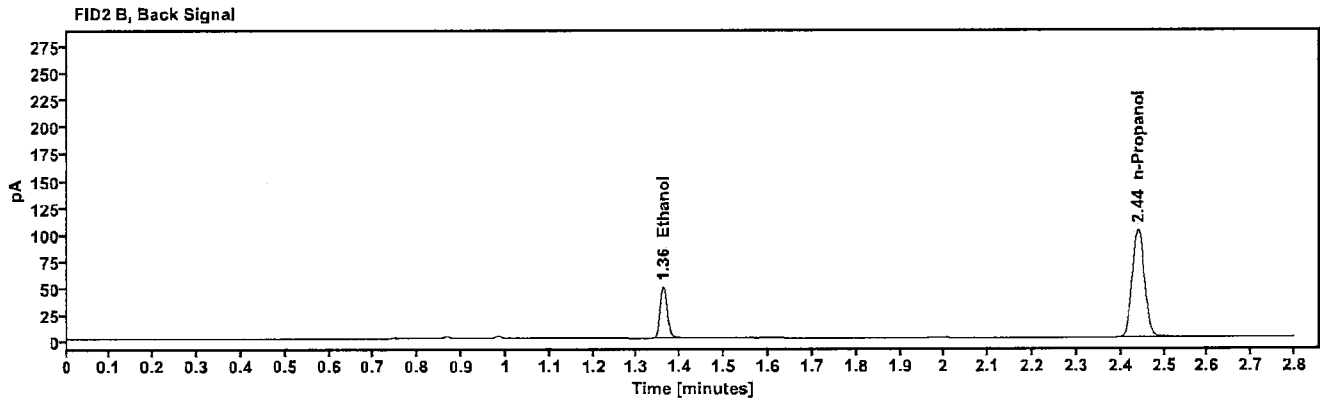
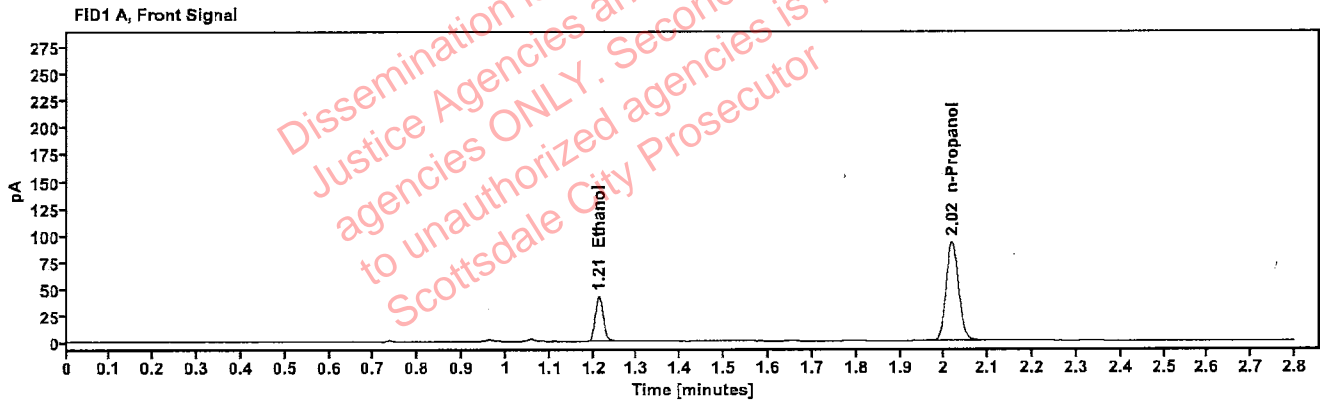


Table 1: FID 1 A (column DB-ALC1)

Compound	Amount (g/100mL)	Time (min)	Peak Area
>Ethanol	0.0837	1.212	53.508
n-Propanol	-----	2.018	184.008

Table 2: FID 2 B (column DB-ALC2)

Compound	Time (min)	Peak Area
Ethanol	1.361	58.618
n-Propanol	2.440	201.160

Brooke, Phillip - (19-Jan-2024)

Case: User: pbrooke 1/19/2024

### Scottsdale Police Department Crime Lab Volatiles Analysis

Sample:	353-01C.E.	Vial:	40
Description:		LIMS ID:	
Method:	ethanol quant.M	Sequence:	17Jan24
Instrument:	US14173023 CN14160045	Injection date:	1/17/2024 4:49:40 PM
Data file:	C:\Chem32\1\Data\17Jan24\40.D	Analyst:	Brooke

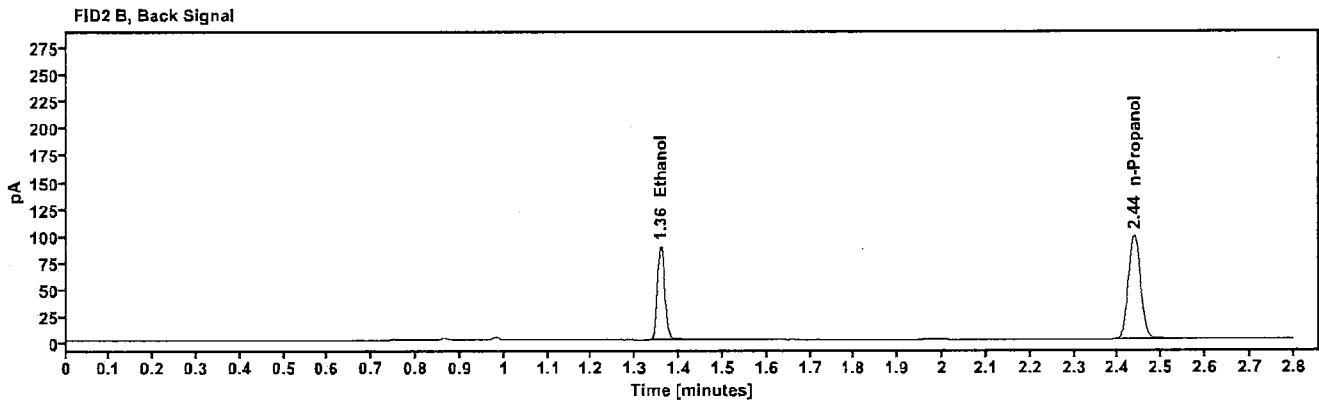
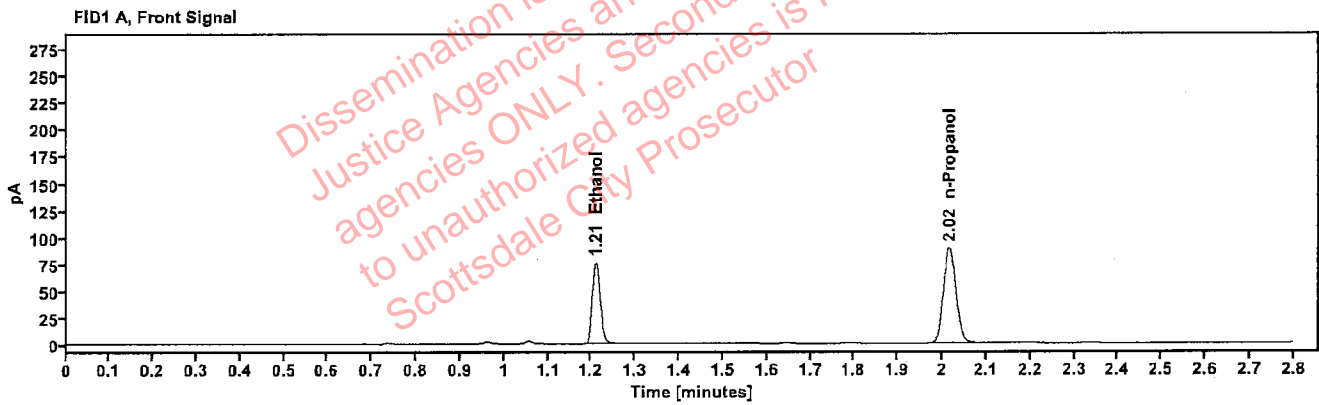


Table 1: FID 1 A (column DB-ALC1)

Compound	Amount (g/100mL)	Time (min)	Peak Area
>Ethanol	0.1547	1.210	95.843
n-Propanol	-----	2.016	177.106

Table 2: FID 2 B (column DB-ALC2)

Compound	Time (min)	Peak Area
Ethanol	1.358	105.257
n-Propanol	2.437	193.553

### Scottsdale Police Department Crime Lab Volatiles Analysis

Sample:	353-01C.E.	Vial:	41
Description:		LIMS ID:	
Method:	ethanol quant.M	Sequence:	17Jan24
Instrument:	US14173023 CN14160045	Injection date:	1/17/2024 4:53:39 PM
Data file:	C:\Chem32\1\Data\17Jan24\41.D	Analyst:	Brooke

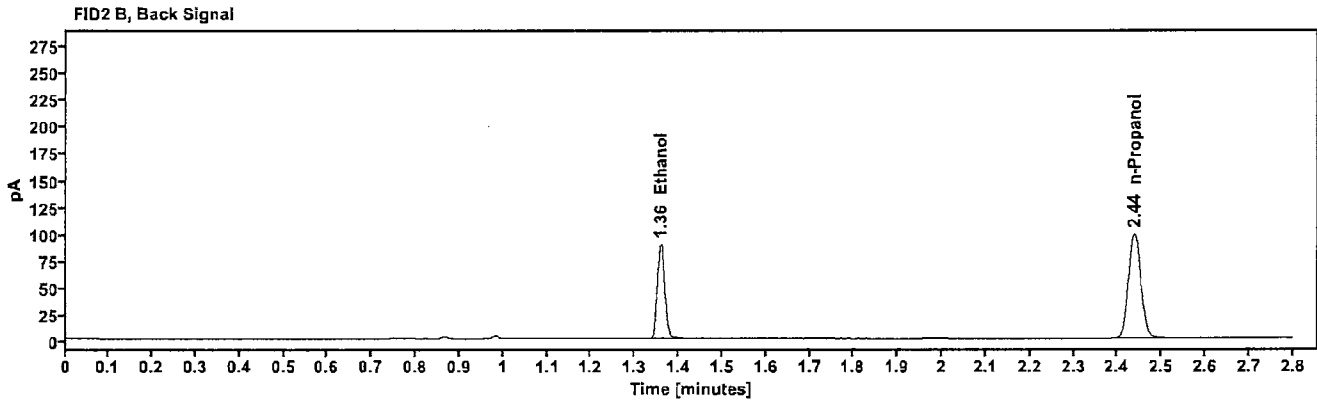
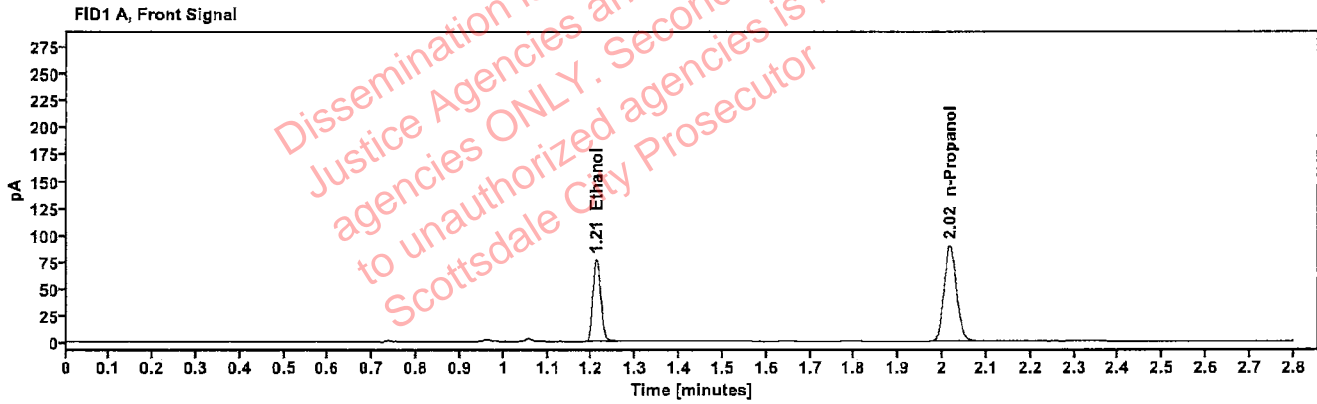


Table 1: FID 1 A (column DB-ALC1)

Compound	Amount (g/100mL)	Time (min)	Peak Area
>Ethanol	0.1563	1.211	97.320
n-Propanol	---	2.017	178.078

Table 2: FID 2 B (column DB-ALC2)

Compound	Time (min)	Peak Area
Ethanol	1.358	106.792
n-Propanol	2.438	194.687

Brooke, Phillip - (19-Jan-2024)

Case: User: pbrooke 1/19/2024

### Scottsdale Police Department Crime Lab Volatiles Analysis

Sample:	342-01A.L.	Vial:	43
Description:		LIMS ID:	
Method:	ethanol quant.M	Sequence:	17Jan24
Instrument:	US14173023 CN14160045	Injection date:	1/17/2024 5:01:56 PM
Data file:	C:\Chem32\1\Data\17Jan24\43.D	Analyst:	Brooke

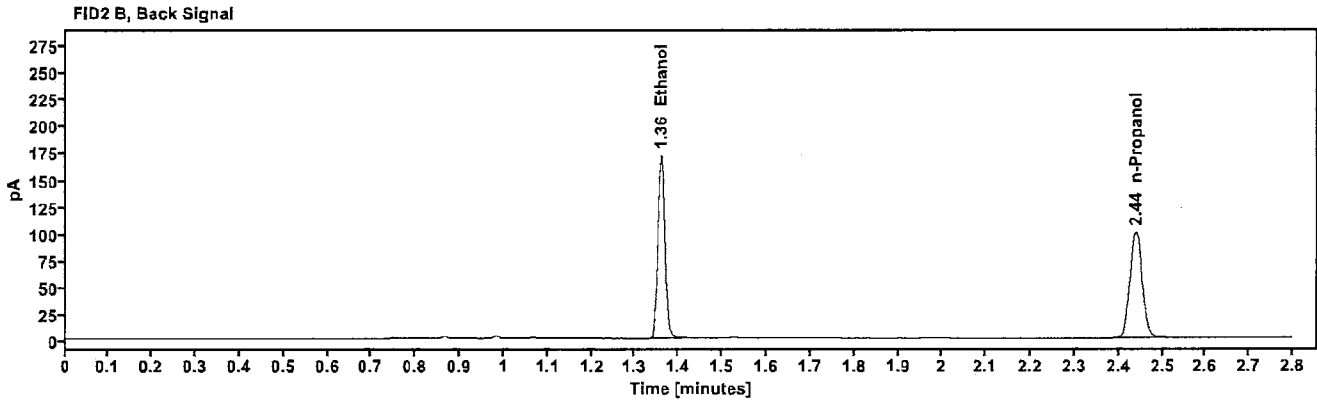
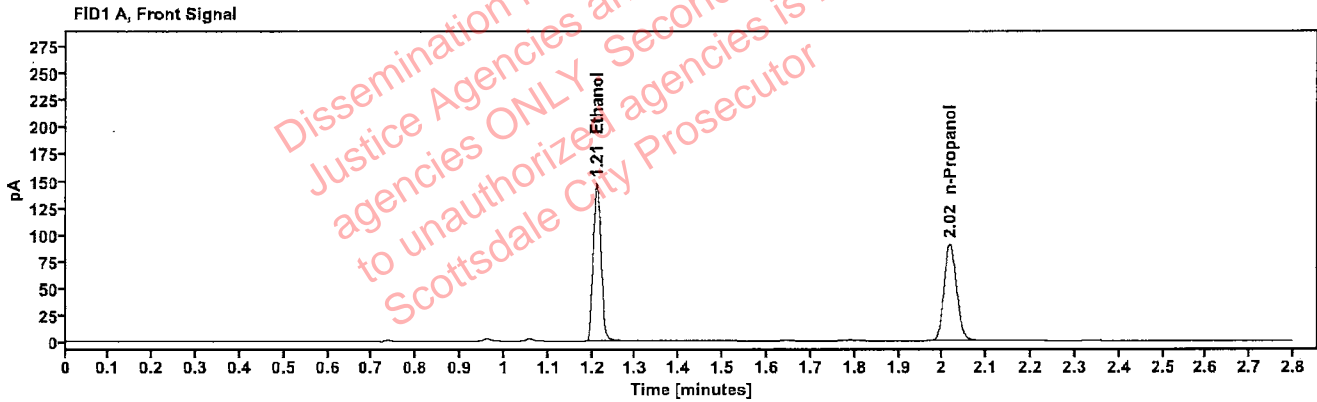


Table 1: FID 1 A (column DB-ALC1)

Compound	Amount (g/100mL)	Time (min)	Peak Area
>Ethanol	0.2955	1.211	186.738
n-Propanol	-----	2.017	180.102

Table 2: FID 2 B (column DB-ALC2)

Compound	Time (min)	Peak Area
Ethanol	1.359	205.487
n-Propanol	2.439	196.398

[REDACTED] : Brooke, Phillip - (19-Jan-2024)

Case: [REDACTED] User: pbrooke 1/19/2024

### Scottsdale Police Department Crime Lab Volatiles Analysis

Sample:	342-01A.L.	Vial:	44
Description:	[REDACTED]	LIMS ID:	[REDACTED]
Method:	ethanol quant.M	Sequence:	17Jan24
Instrument:	US14173023 CN14160045	Injection date:	1/17/2024 5:05:55 PM
Data file:	C:\Chem32\1\Data\17Jan24\44.D	Analyst:	Brooke

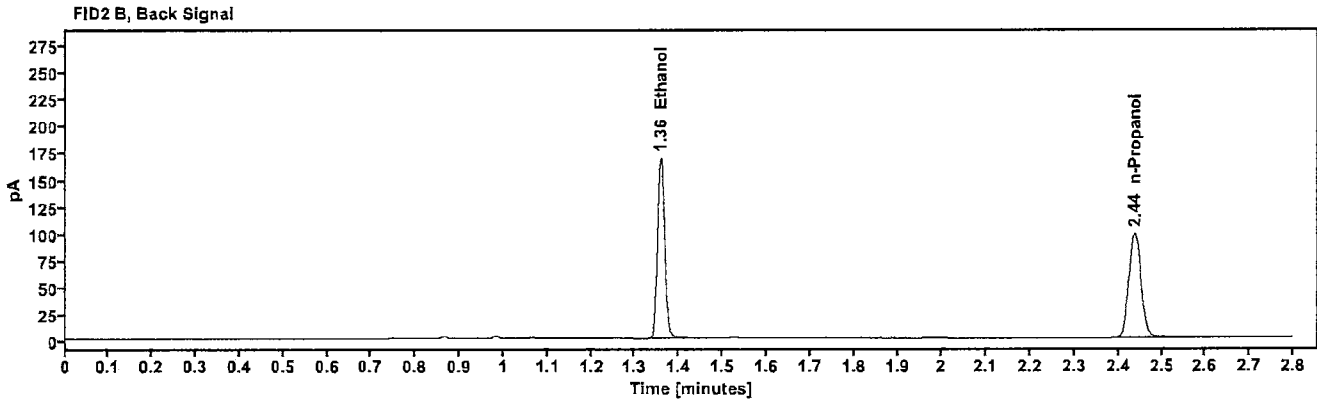
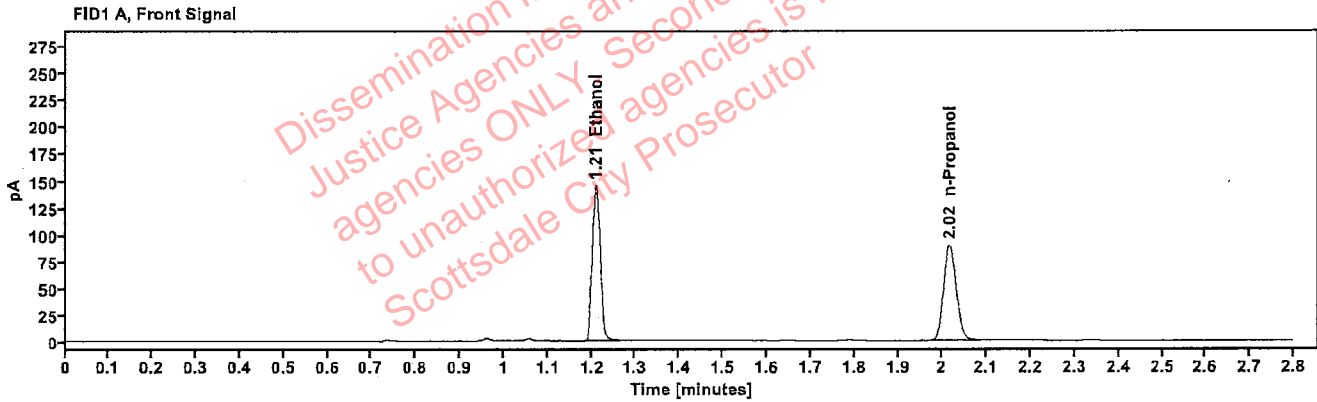


Table 1: FID 1 A (column DB-ALC1)

Compound	Amount (g/100mL)	Time (min)	Peak Area
>Ethanol	0.2942	1.210	183.406
n-Propanol	---	2.016	177.645

Table 2: FID 2 B (column DB-ALC2)

Compound	Time (min)	Peak Area
Ethanol	1.358	202.022
n-Propanol	2.438	193.794

### Scottsdale Police Department Crime Lab Volatiles Analysis

<b>Sample:</b>	342-01J.B.	<b>Vial:</b>	45
<b>Description:</b>	██████████	<b>LIMS ID:</b>	██████████
<b>Method:</b>	ethanol quant.M	<b>Sequence:</b>	17Jan24
<b>Instrument:</b>	US14173023 CN14160045	<b>Injection date:</b>	1/17/2024 5:09:55 PM
<b>Data file:</b>	C:\Chem32\1\Data\17Jan24\45.D	<b>Analyst:</b>	Brooke

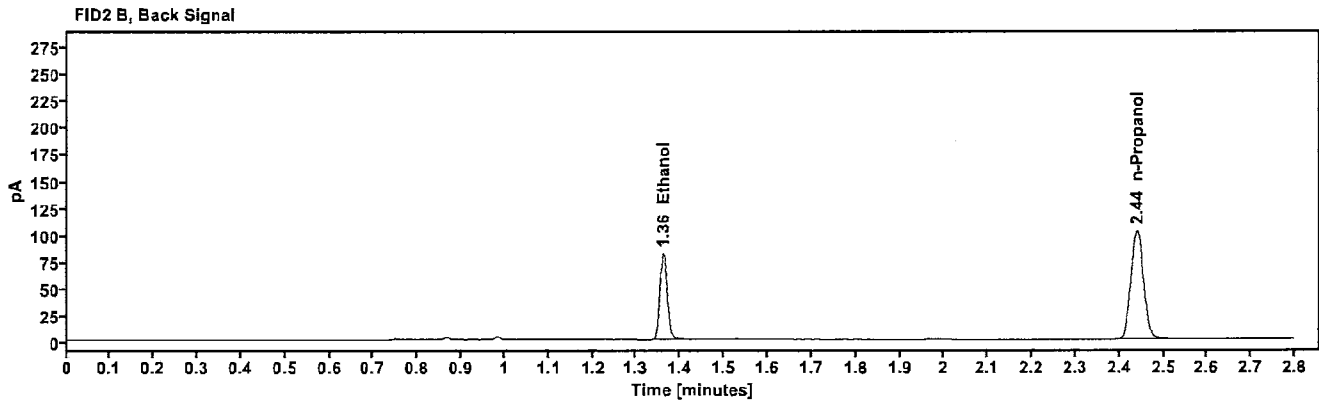
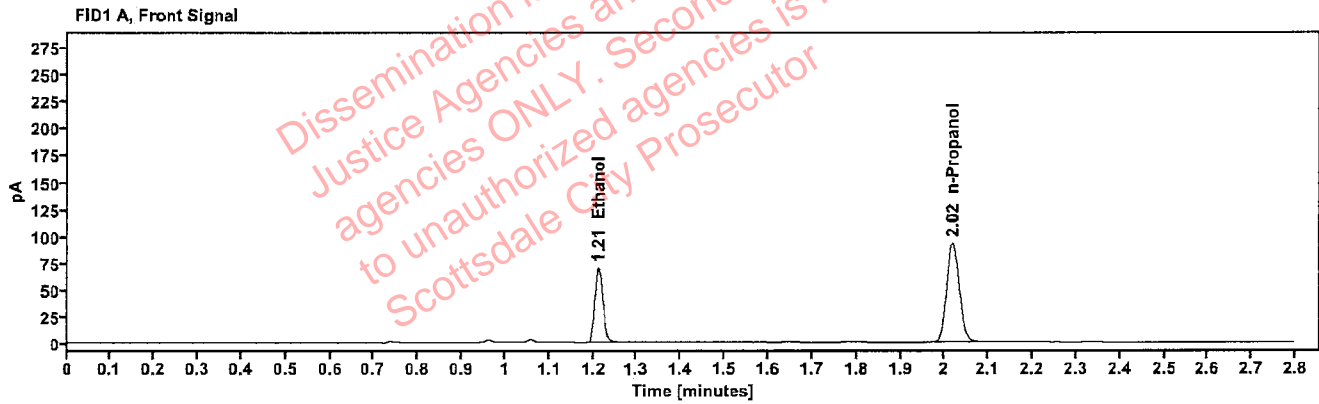


Table 1: FID 1 A (column DB-ALC1)

Compound	Amount (g/100mL)	Time (min)	Peak Area
>Ethanol	0.1384	1.212	89.395
n-Propanol	-----	2.018	184.835

Table 2: FID 2 B (column DB-ALC2)

Compound	Time (min)	Peak Area
Ethanol	1.361	97.888
n-Propanol	2.440	202.083



[REDACTED]: Brooke, Phillip - (19-Jan-2024)

Case: [REDACTED] User: pbrooke 1/19/2024

### Scottsdale Police Department Crime Lab Volatiles Analysis

Sample:	342-01J.B.	Vial:	46
Description:	[REDACTED]	LIMS ID:	[REDACTED]
Method:	ethanol quant.M	Sequence:	17Jan24
Instrument:	US14173023 CN14160045	Injection date:	1/17/2024 5:13:55 PM
Data file:	C:\Chem32\1\Data\17Jan24\46.D	Analyst:	Brooke

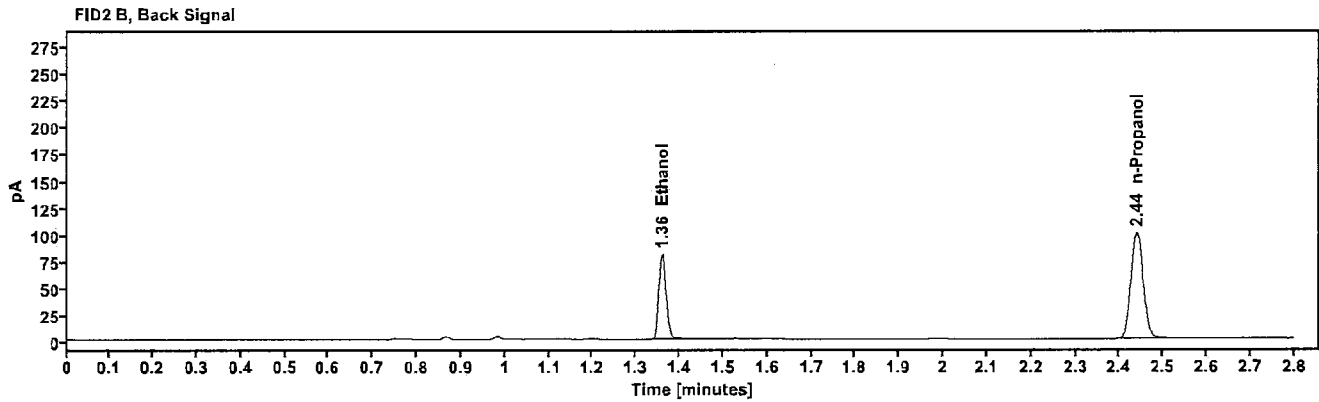
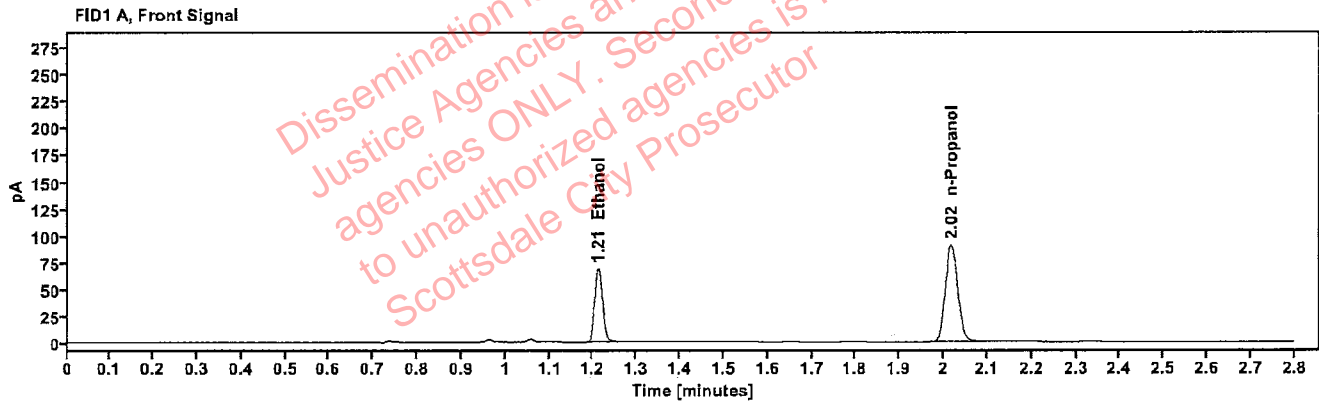


Table 1: FID 1 A (column DB-ALC1)

Compound	Amount (g/100mL)	Time (min)	Peak Area
>Ethanol	0.1389	1.211	87.591
n-Propanol	---	2.017	180.411

Table 2: FID 2 B (column DB-ALC2)

Compound	Time (min)	Peak Area
Ethanol	1.360	96.026
n-Propanol	2.439	197.244

### Scottsdale Police Department Crime Lab Volatiles Analysis

Sample:	404-01R.J.	Vial:	47
Description:	[REDACTED]	LIMS ID:	[REDACTED]
Method:	ethanol quant.M	Sequence:	17Jan24
Instrument:	US14173023 CN14160045	Injection date:	1/17/2024 5:17:55 PM
Data file:	C:\Chem32\1\Data\17Jan24\47.D	Analyst:	Brooke

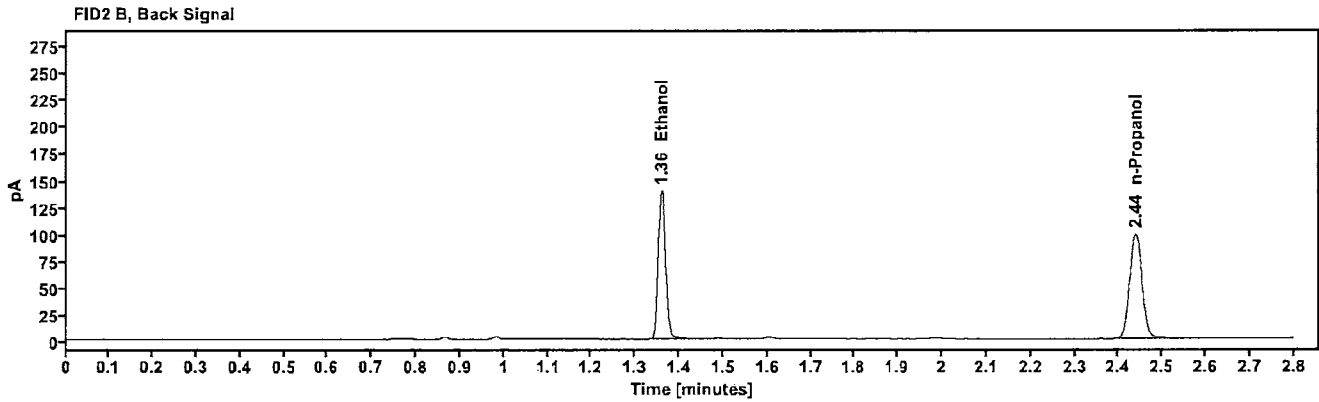
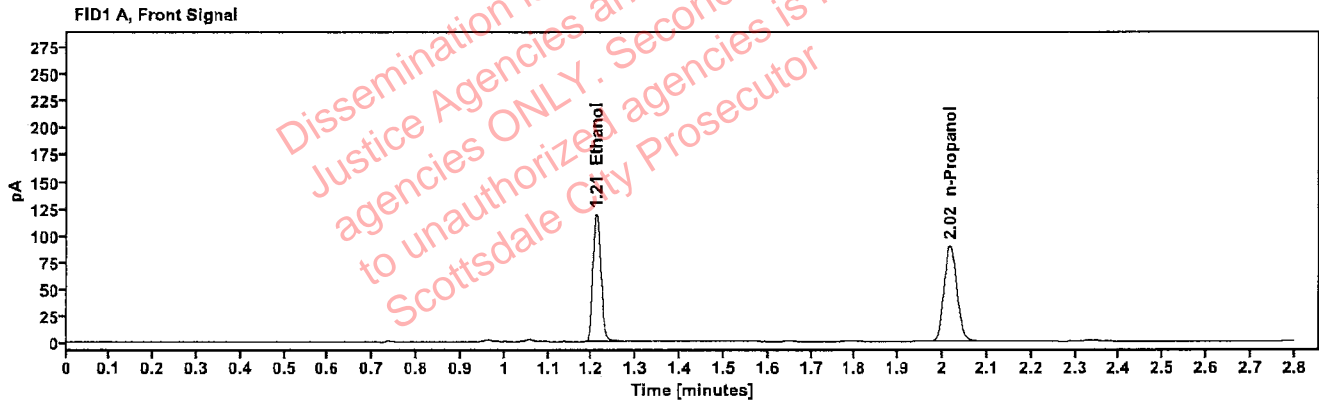


Table 1: FID 1 A (column DB-ALC1)

Compound	Amount (g/100mL)	Time (min)	Peak Area
>Ethanol	0.2409	1.210	151.230
n-Propanol	-----	2.017	179.040

Table 2: FID 2 B (column DB-ALC2)

Compound	Time (min)	Peak Area
Ethanol	1.359	166.607
n-Propanol	2.438	195.310

[REDACTED]: Brooke, Phillip - (19-Jan-2024)

Case: [REDACTED] User: pbrooke 1/19/2024

### Scottsdale Police Department Crime Lab Volatiles Analysis

Sample:	404-01R.J.	Vial:	48
Description:	[REDACTED]	LIMS ID:	[REDACTED]
Method:	ethanol quant.M	Sequence:	17Jan24
Instrument:	US14173023 CN14160045	Injection date:	1/17/2024 5:21:55 PM
Data file:	C:\Chem32\1\Data\17Jan24\48.D	Analyst:	Brooke

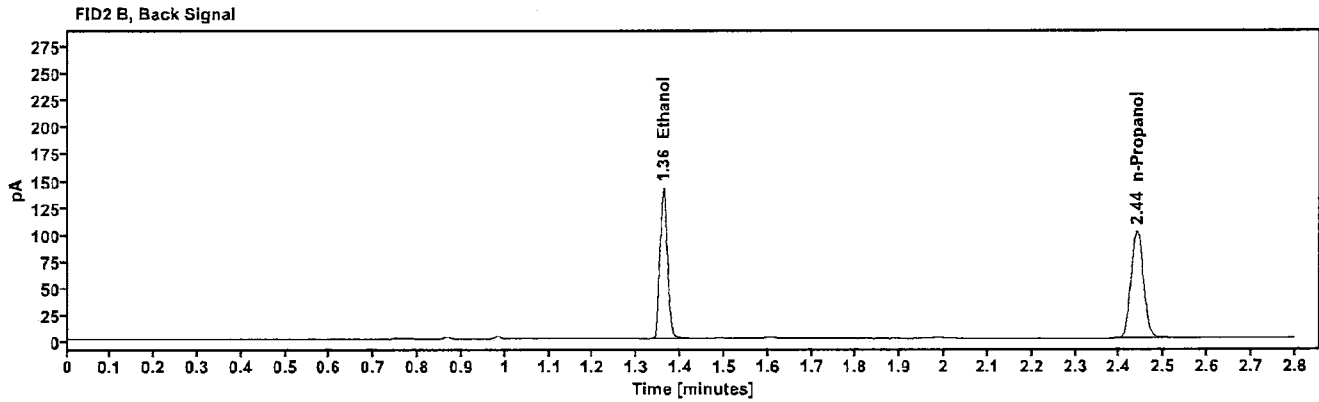
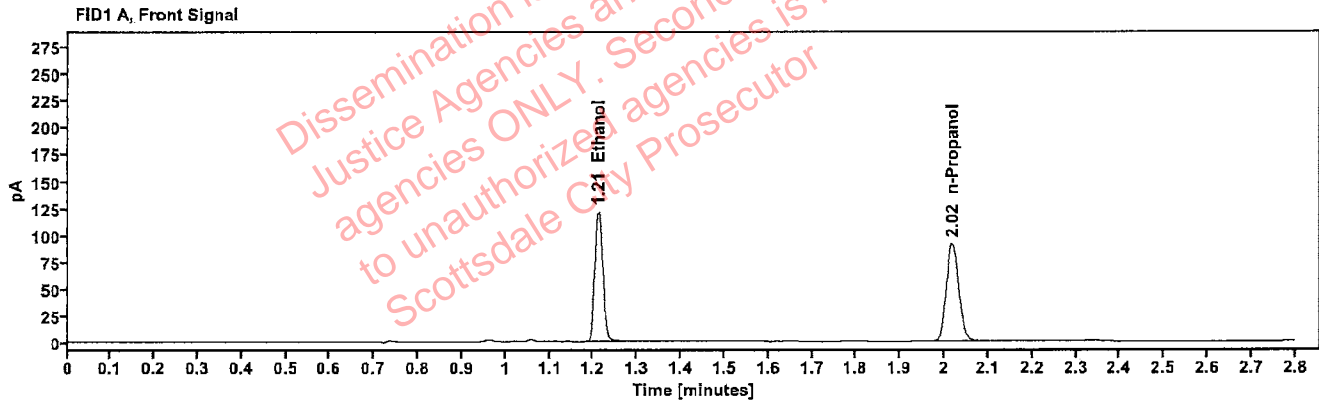


Table 1: FID 1 A (column DB-ALC1)

Compound	Amount (g/100mL)	Time (min)	Peak Area
>Ethanol	0.2418	1.212	154.958
n-Propanol	-----	2.018	182.812

Table 2: FID 2 B (column DB-ALC2)

Compound	Time (min)	Peak Area
Ethanol	1.360	170.841
n-Propanol	2.440	199.181

### Scottsdale Police Department Crime Lab Volatiles Analysis

Sample:	425-01P.P.	Vial:	49
Description:	[REDACTED]	LIMS ID:	[REDACTED]
Method:	ethanol quant.M	Sequence:	17Jan24
Instrument:	US14173023 CN14160045	Injection date:	1/17/2024 5:26:10 PM
Data file:	C:\Chem32\1\Data\17Jan24\49.D	Analyst:	Brooke

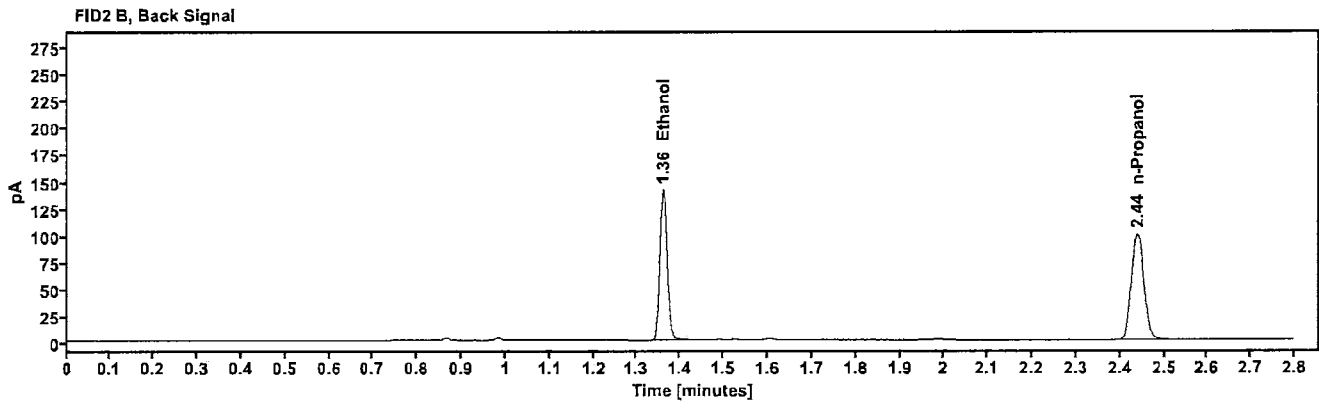
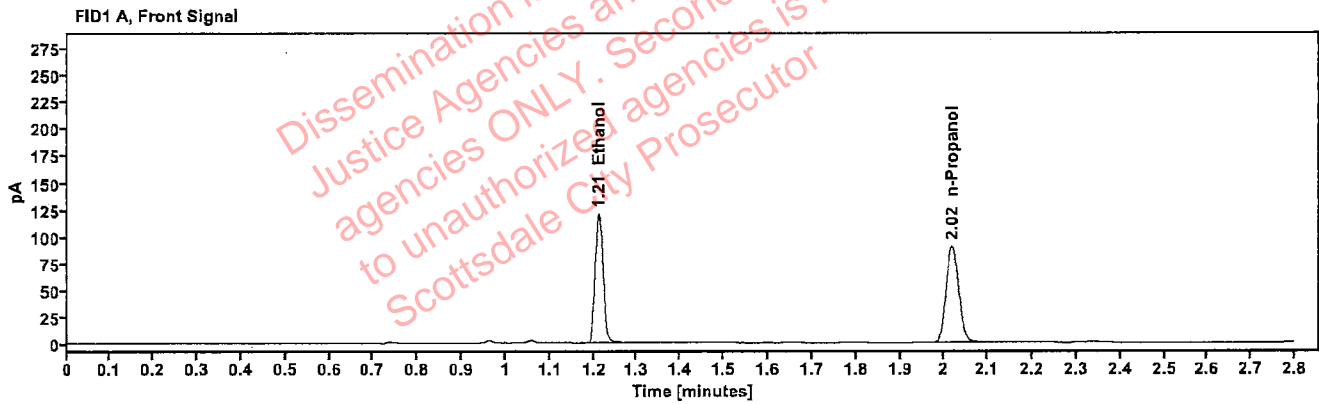


Table 1: FID 1 A (column DB-ALC1)

Compound	Amount (g/100mL)	Time (min)	Peak Area
>Ethanol	0.2430	1.211	154.071
n-Propanol	-----	2.018	180.798

Table 2: FID 2 B (column DB-ALC2)

Compound	Time (min)	Peak Area
Ethanol	1.360	169.482
n-Propanol	2.439	196.869

### Scottsdale Police Department Crime Lab Volatiles Analysis

Sample:	425-01P.P.	Vial:	50
Description:	[REDACTED]	LIMS ID:	[REDACTED]
Method:	ethanol quant.M	Sequence:	17Jan24
Instrument:	US14173023 CN14160045	Injection date:	1/17/2024 5:30:09 PM
Data file:	C:\Chem32\1\Data\17Jan24\50.D	Analyst:	Brooke

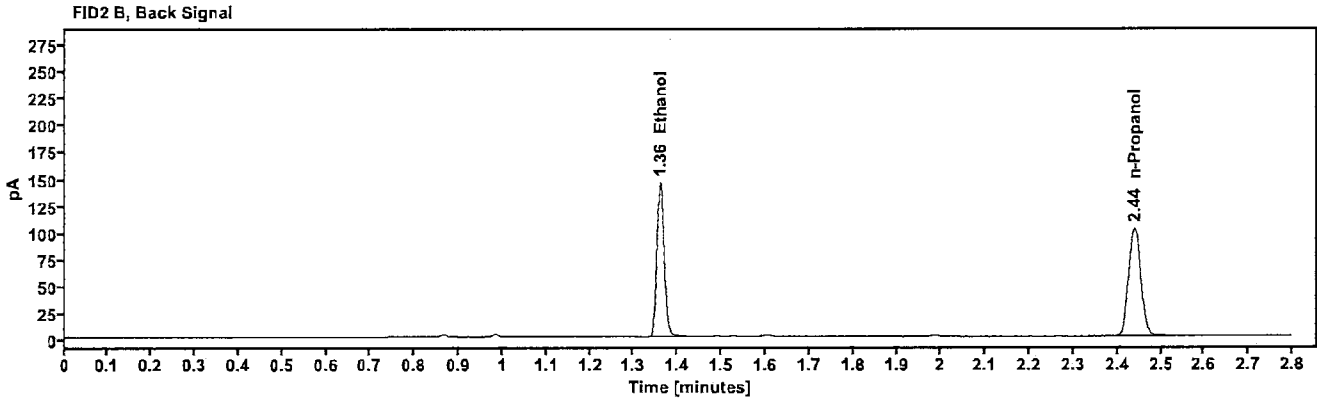
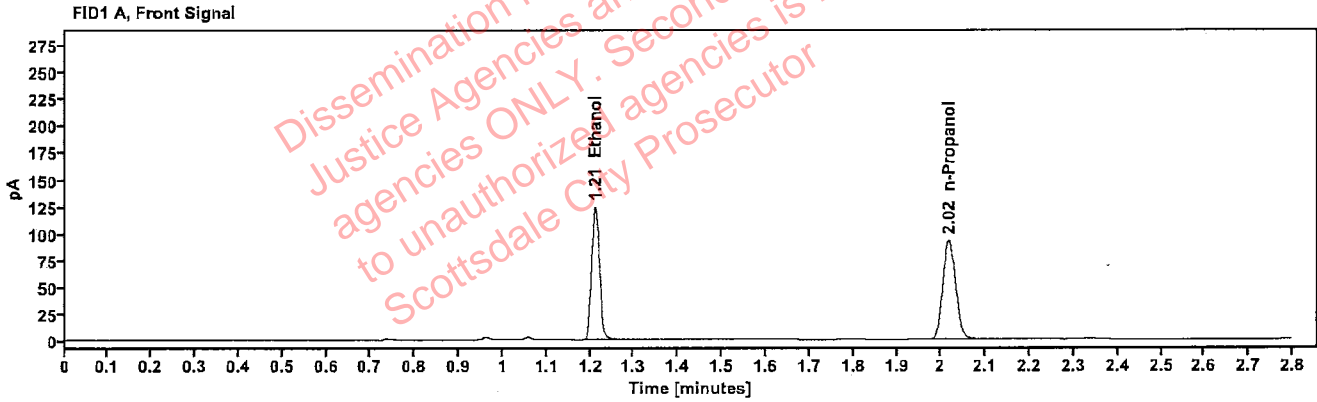


Table 1: FID 1 A (column DB-ALC1)

Compound	Amount (g/100mL)	Time (min)	Peak Area
>Ethanol	0.2443	1.211	158.556
n-Propanol	-----	2.017	185.092

Table 2: FID 2 B (column DB-ALC2)

Compound	Time (min)	Peak Area
Ethanol	1.360	174.541
n-Propanol	2.439	201.533

### Scottsdale Police Department Crime Lab Volatiles Analysis

Sample:	2400294-2	Vial:	51
Description:	[REDACTED]	LIMS ID:	[REDACTED]
Method:	ethanol quant.M	Sequence:	17Jan24
Instrument:	US14173023 CN14160045	Injection date:	1/17/2024 5:34:11 PM
Data file:	C:\Chem32\1\Data\17Jan24\51.D	Analyst:	Brooke

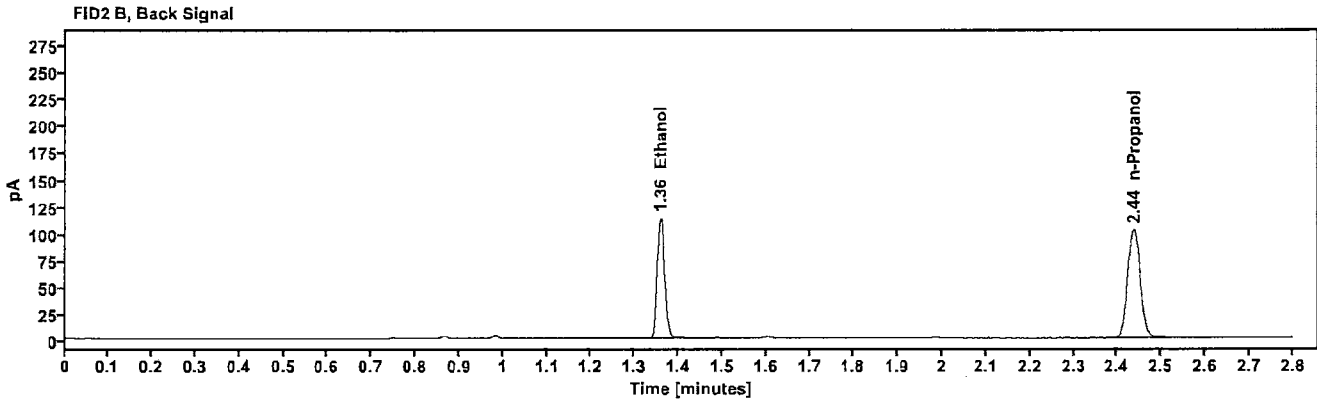
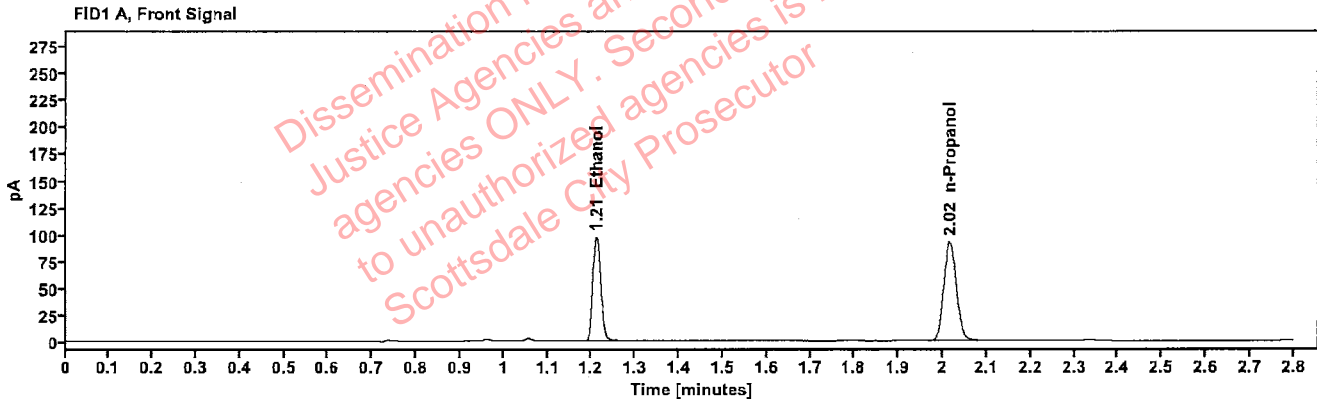


Table 1: FID 1 A (column DB-ALC1)

Compound	Amount (g/100mL)	Time (min)	Peak Area
>Ethanol	0.1906	1.210	124.201
n-Propanol	-----	2.016	186.062

Table 2: FID 2 B (column DB-ALC2)

Compound	Time (min)	Peak Area
Ethanol	1.359	136.554
n-Propanol	2.437	202.193

[REDACTED] : Brooke, Phillip - (19-Jan-2024)

Case: [REDACTED] User: pbrooke 1/19/2024

### Scottsdale Police Department Crime Lab Volatiles Analysis

Sample:	2400294-2	Vial:	52
Description:	[REDACTED]	LIMS ID:	[REDACTED]
Method:	ethanol quant.M	Sequence:	17Jan24
Instrument:	US14173023 CN14160045	Injection date:	1/17/2024 5:38:10 PM
Data file:	C:\Chem32\1\Data\17Jan24\52.D	Analyst:	Brooke

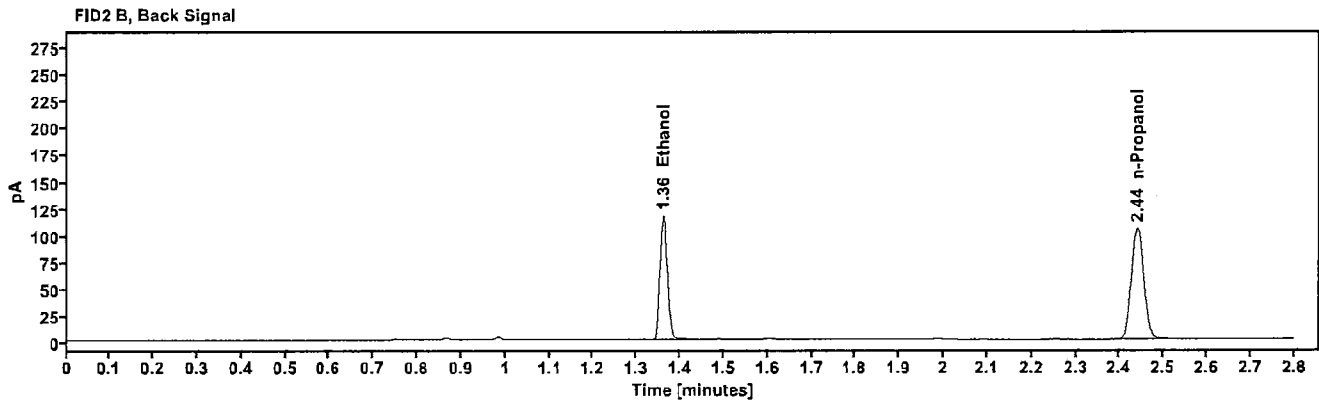
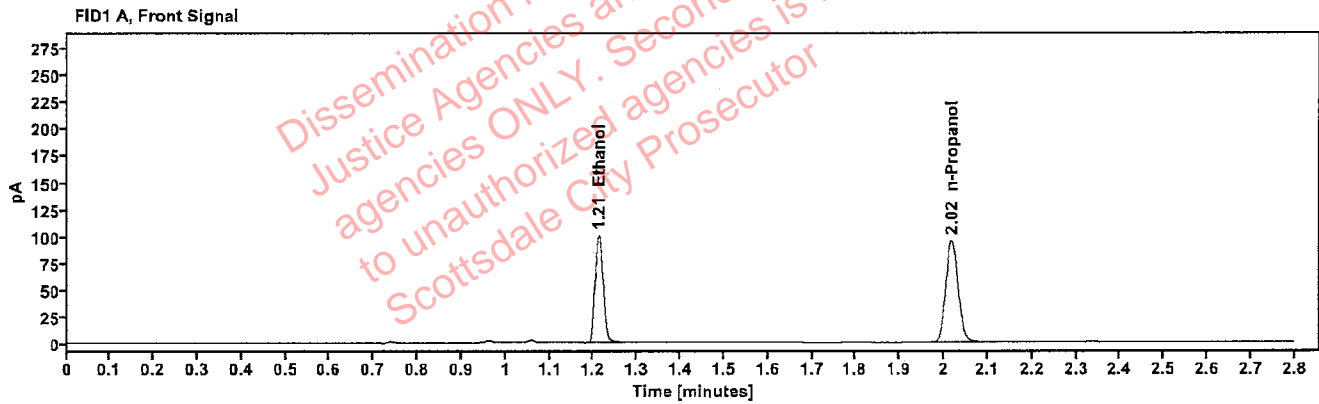


Table 1: FID 1 A (column DB-ALC1)

Compound	Amount (g/100mL)	Time (min)	Peak Area
>Ethanol	0.1936	1.212	128.304
n-Propanol	-----	2.018	189.198

Table 2: FID 2 B (column DB-ALC2)

Compound	Time (min)	Peak Area
Ethanol	1.361	141.209
n-Propanol	2.440	207.369

### Scottsdale Police Department Crime Lab Volatiles Analysis

Sample:	2400328-2	Vial:	54
Description:	[REDACTED]	LIMS ID:	[REDACTED]
Method:	ethanol quant.M	Sequence:	17Jan24
Instrument:	US14173023 CN14160045	Injection date:	1/17/2024 5:46:10 PM
Data file:	C:\Chem32\1\Data\17Jan24\54.D	Analyst:	Brooke

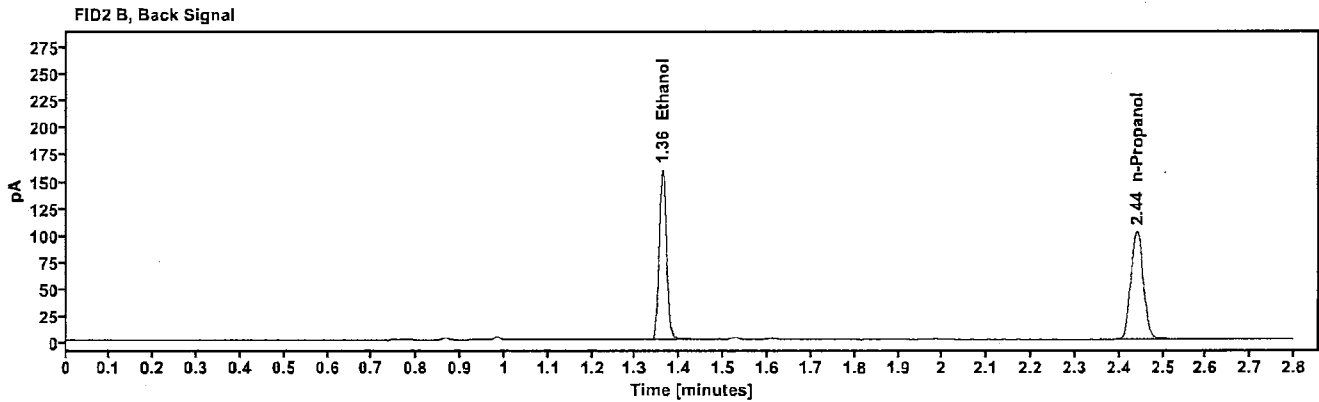
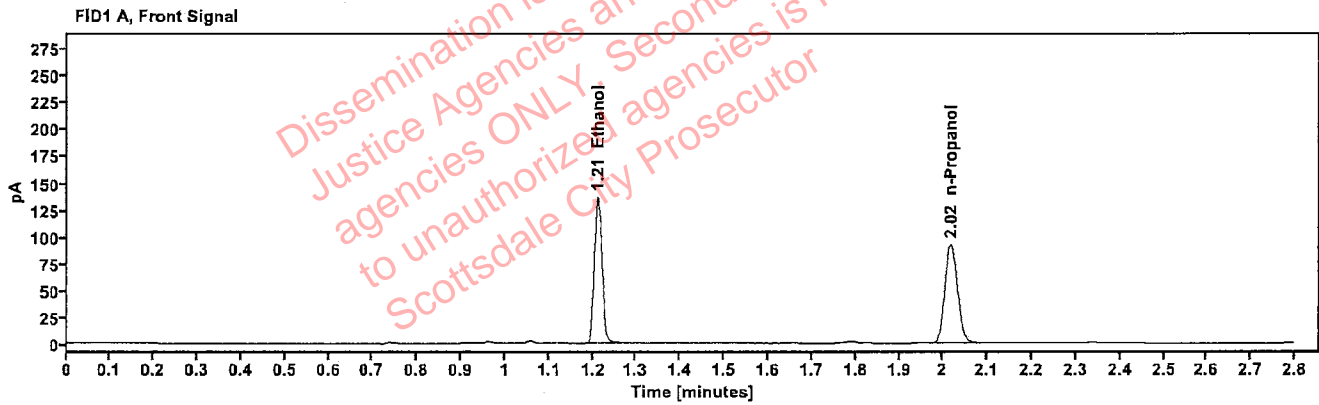


Table 1: FID 1 A (column DB-ALC1)

Compound	Amount (g/100mL)	Time (min)	Peak Area
>Ethanol	0.2702	1.211	174.185
n-Propanol	---	2.018	183.747

Table 2: FID 2 B (column DB-ALC2)

Compound	Time (min)	Peak Area
Ethanol	1.360	192.992
n-Propanol	2.440	202.350



### Scottsdale Police Department Crime Lab Volatiles Analysis

Sample:	2400328-2	Vial:	55
Description:	[REDACTED]	LIMS ID:	[REDACTED]
Method:	ethanol quant.M	Sequence:	17Jan24
Instrument:	US14173023 CN14160045	Injection date:	1/17/2024 5:50:25 PM
Data file:	C:\Chem32\1\Data\17Jan24\55.D	Analyst:	Brooke

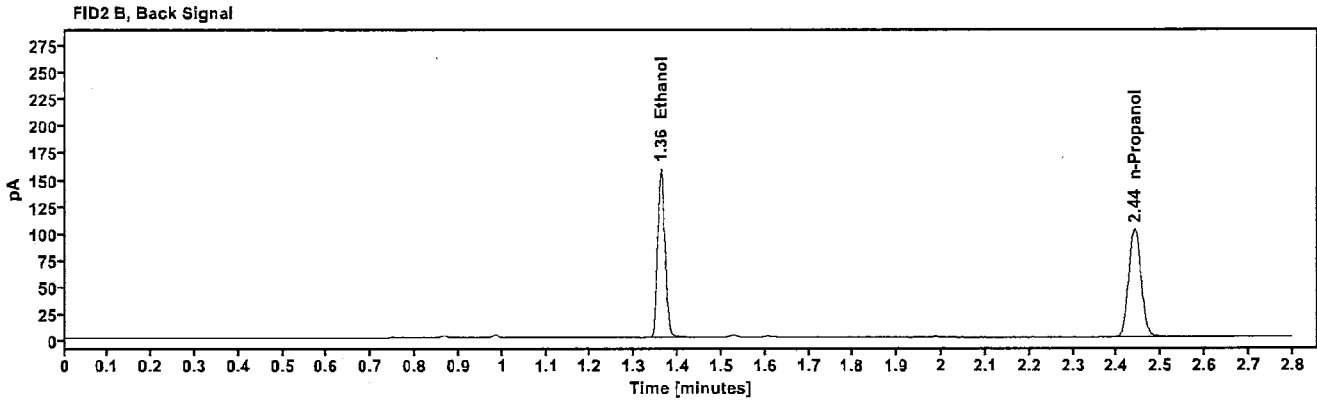
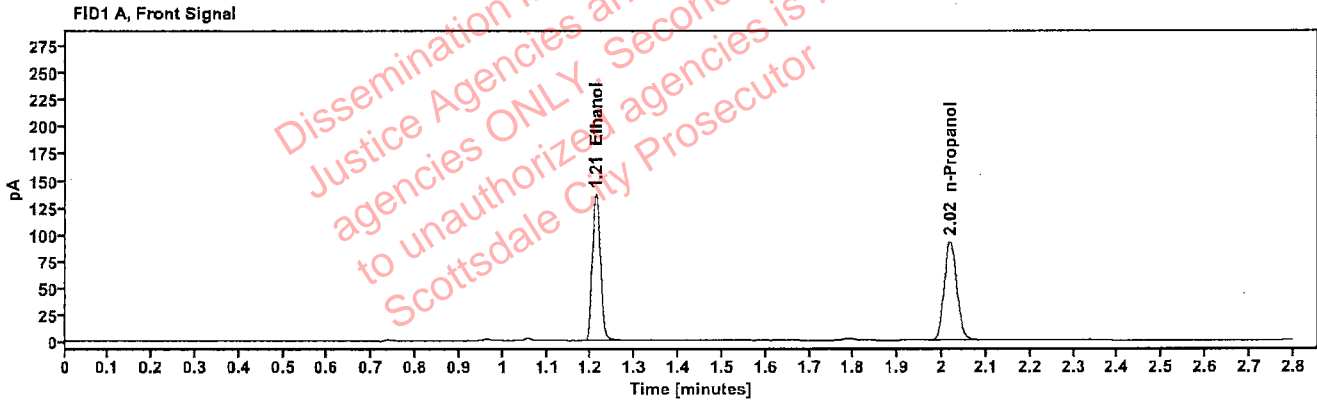


Table 1: FID 1 A (column DB-ALC1)

Compound	Amount (g/100mL)	Time (min)	Peak Area
>Ethanol	0.2702	1.212	174.300
n-Propanol	-----	2.018	183.867

Table 2: FID 2 B (column DB-ALC2)

Compound	Time (min)	Peak Area
Ethanol	1.361	191.459
n-Propanol	2.440	200.941

### Scottsdale Police Department Crime Lab Volatiles Analysis

Sample:	2326082-3	Vial:	56
Description:	[REDACTED]	LIMS ID:	[REDACTED]
Method:	ethanol quant.M	Sequence:	17Jan24
Instrument:	US14173023 CN14160045	Injection date:	1/17/2024 5:54:25 PM
Data file:	C:\Chem32\1\Data\17Jan24\56.D	Analyst:	Brooke

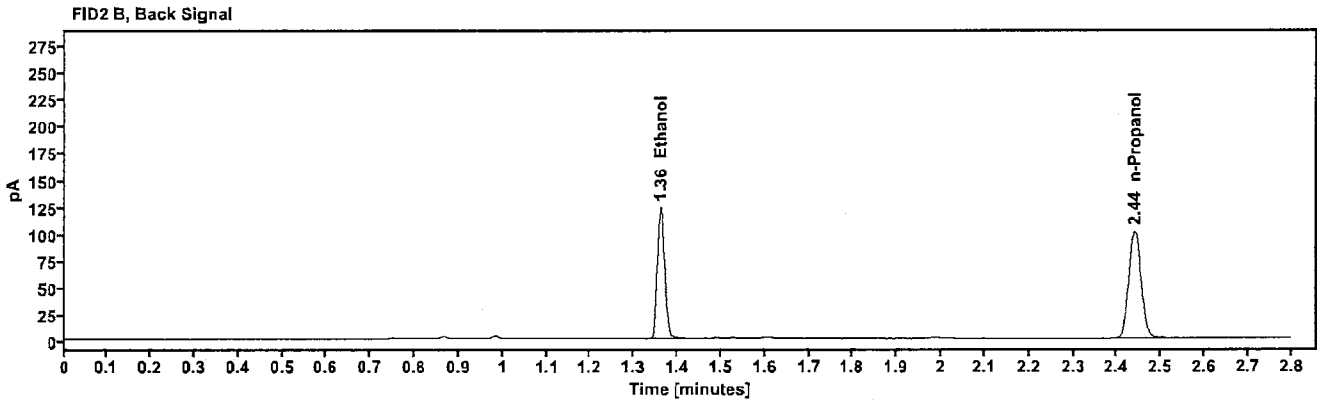
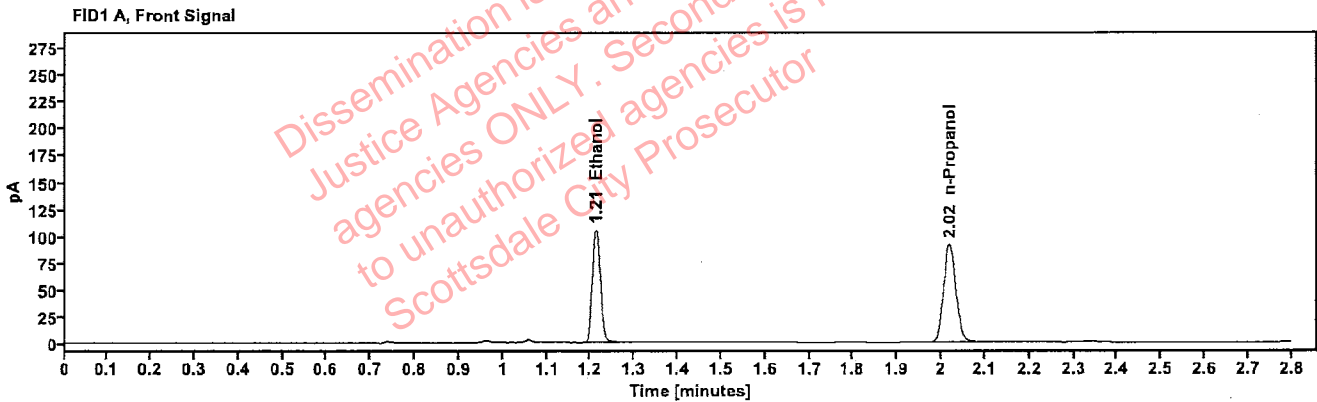


Table 1: FID 1 A (column DB-ALC1)

Compound	Amount (g/100mL)	Time (min)	Peak Area
>Ethanol	0.2106	1.212	135.225
n-Propanol	---	2.018	183.237

Table 2: FID 2 B (column DB-ALC2)

Compound	Time (min)	Peak Area
Ethanol	1.361	148.879
n-Propanol	2.440	199.349

### Scottsdale Police Department Crime Lab Volatiles Analysis

Sample:	2326082-3	Vial:	57
Description:	[REDACTED]	LIMS ID:	[REDACTED]
Method:	ethanol quant.M	Sequence:	17Jan24
Instrument:	US14173023 CN14160045	Injection date:	1/17/2024 5:58:26 PM
Data file:	C:\Chem32\1\Data\17Jan24\57.D	Analyst:	Brooke

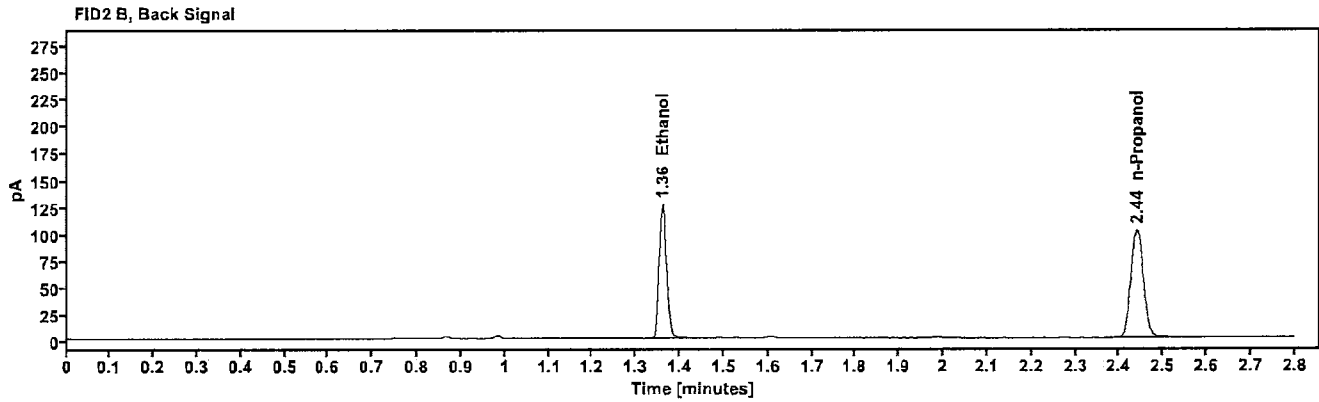
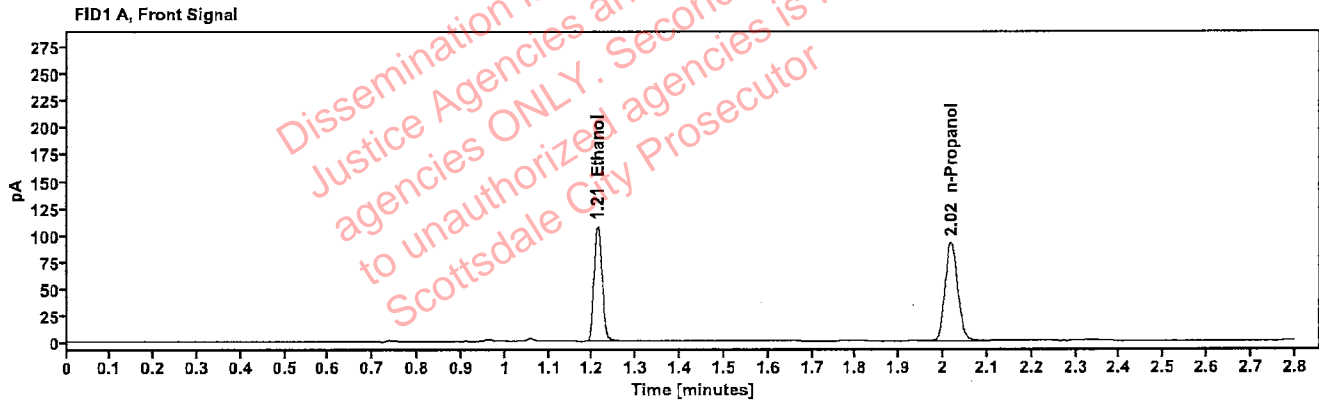


Table 1: FID 1 A (column DB-ALC1)

Compound	Amount (g/100mL)	Time (min)	Peak Area
>Ethanol	0.2123	1.212	137.384
n-Propanol	-----	2.018	184.686

Table 2: FID 2 B (column DB-ALC2)

Compound	Time (min)	Peak Area
Ethanol	1.360	151.249
n-Propanol	2.440	200.891

[REDACTED]: Brooke, Phillip - (19-Jan-2024)

Case: [REDACTED] User: pbrooke 1/19/2024

### Scottsdale Police Department Crime Lab Volatiles Analysis

Sample:	2400541-2	Vial:	58
Description:	[REDACTED]	LIMS ID:	[REDACTED]
Method:	ethanol quant.M	Sequence:	17Jan24
Instrument:	US14173023 CN14160045	Injection date:	1/17/2024 6:02:26 PM
Data file:	C:\Chem32\1\Data\17Jan24\58.D	Analyst:	Brooke

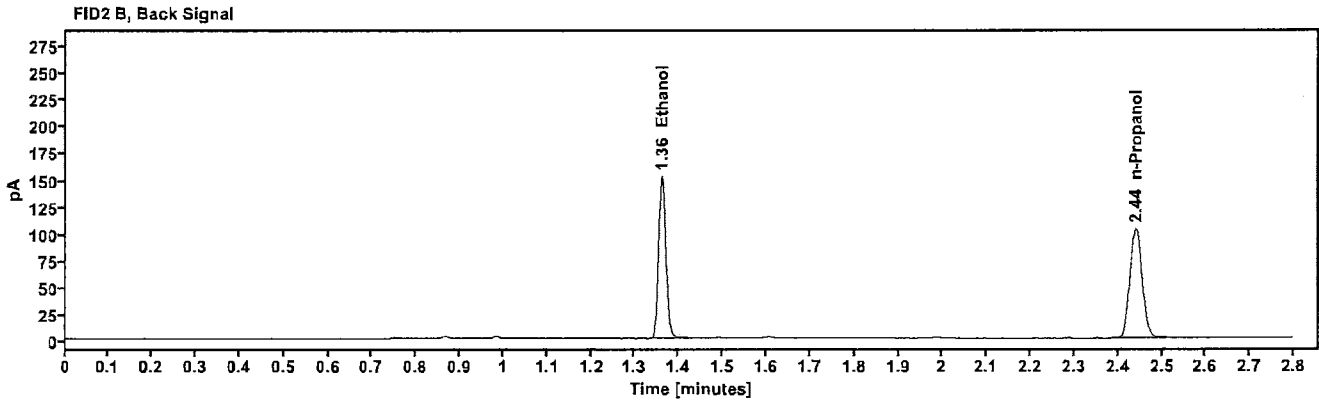
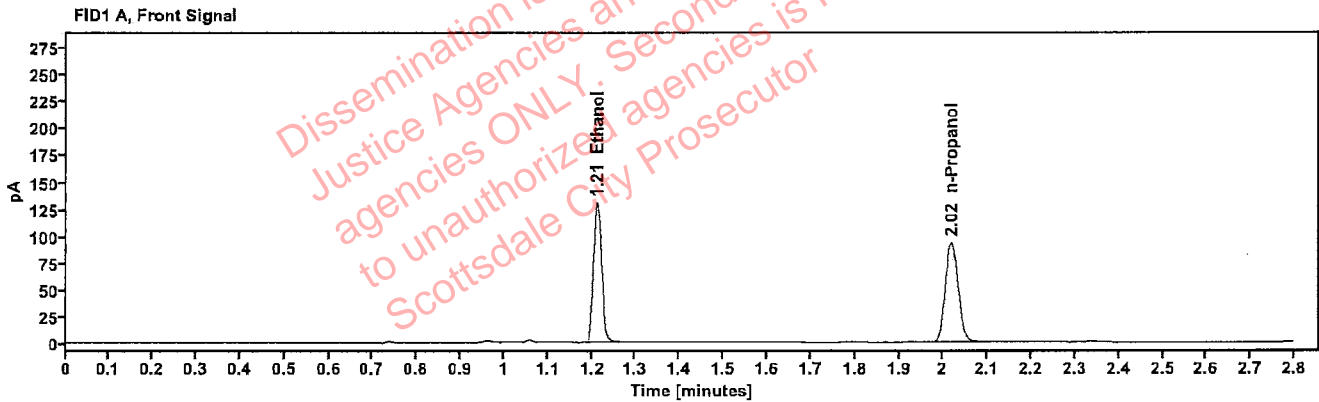


Table 1: FID 1 A (column DB-ALC1)

Compound	Amount (g/100mL)	Time (min)	Peak Area
>Ethanol	0.2542	1.212	166.483
n-Propanol	---	2.018	186.755

Table 2: FID 2 B (column DB-ALC2)

Compound	Time (min)	Peak Area
Ethanol	1.361	183.479
n-Propanol	2.441	202.992

### Scottsdale Police Department Crime Lab Volatiles Analysis

Sample:	2400541-2	Vial:	59
Description:	[REDACTED]	LIMS ID:	[REDACTED]
Method:	ethanol quant.M	Sequence:	17Jan24
Instrument:	US14173023 CN14160045	Injection date:	1/17/2024 6:06:26 PM
Data file:	C:\Chem32\1\Data\17Jan24\59.D	Analyst:	Brooke

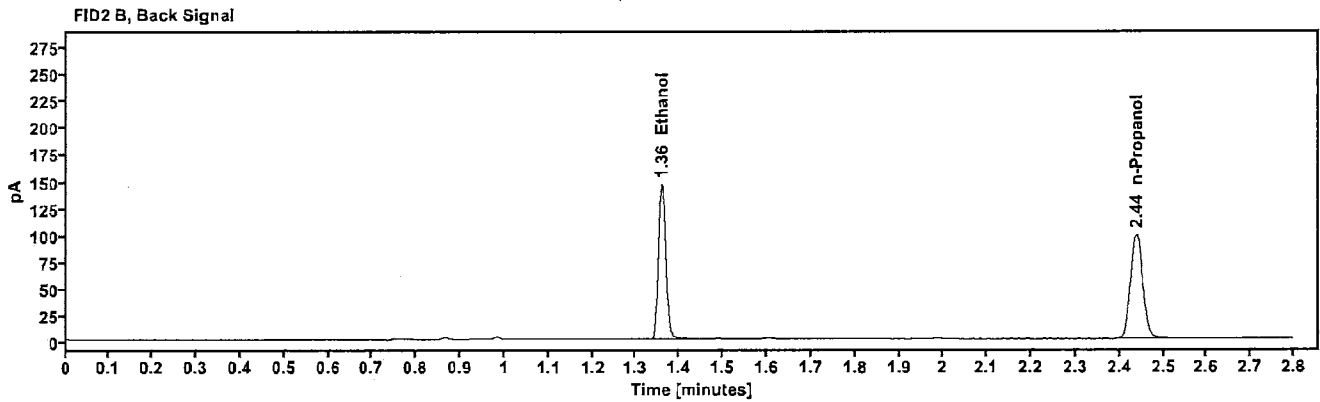
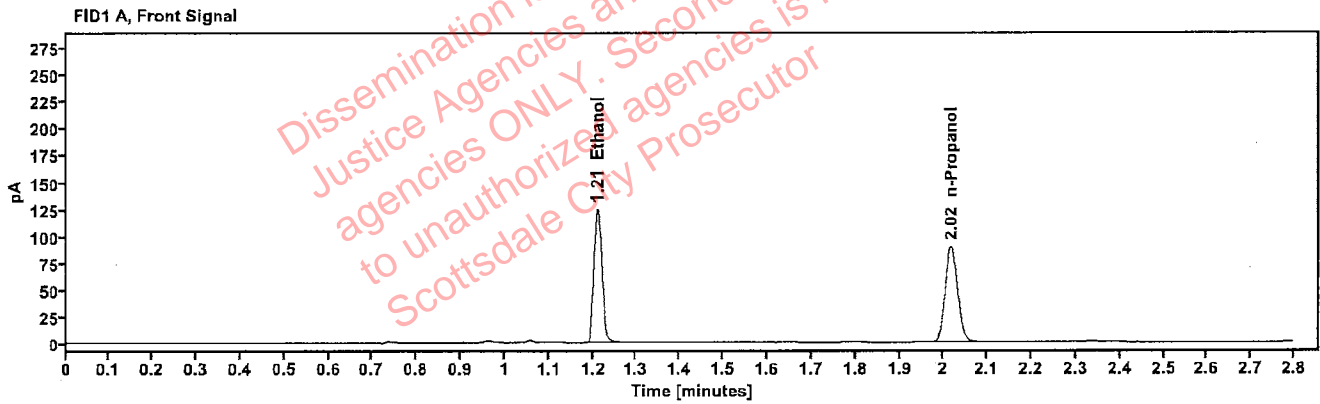


Table 1: FID 1 A (column DB-ALC1)

Compound	Amount (g/100mL)	Time (min)	Peak Area
>Ethanol	0.2536	1.211	159.069
n-Propanol	-----	2.017	178.831

Table 2: FID 2 B (column DB-ALC2)

Compound	Time (min)	Peak Area
Ethanol	1.359	175.233
n-Propanol	2.438	194.846

### Scottsdale Police Department Crime Lab Volatiles Analysis

Sample:	2326162-2	Vial:	60
Description:	[REDACTED]	LIMS ID:	[REDACTED]
Method:	ethanol quant.M	Sequence:	17Jan24
Instrument:	US14173023 CN14160045	Injection date:	1/17/2024 6:10:26 PM
Data file:	C:\Chem32\1\Data\17Jan24\60.D	Analyst:	Brooke

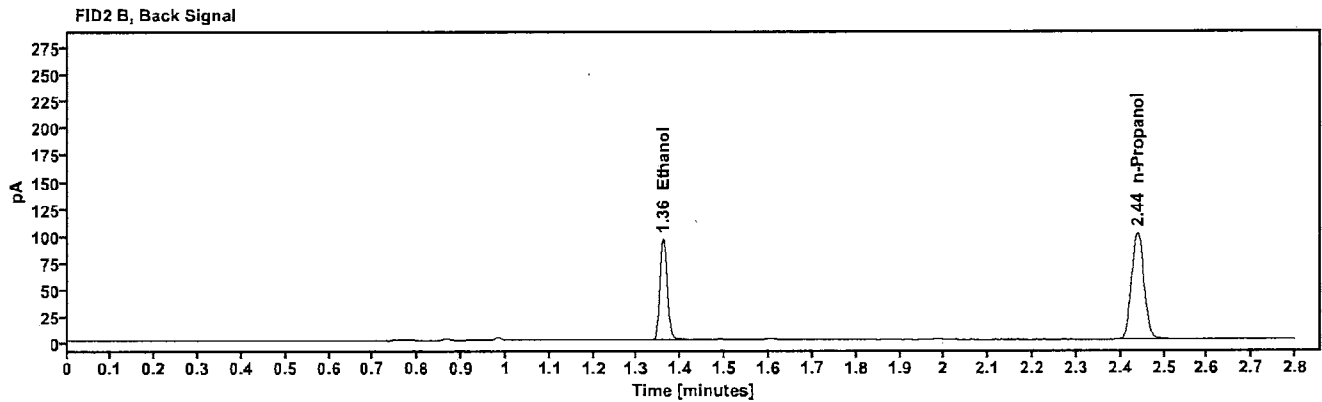
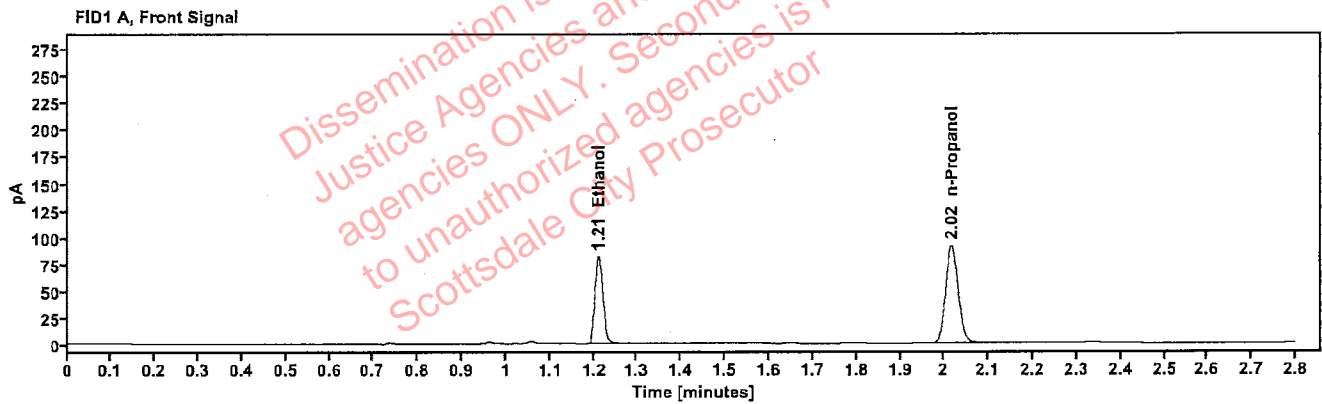


Table 1: FID 1 A (column DB-ALC1)

Compound	Amount (g/100mL)	Time (min)	Peak Area
>Ethanol	0.1637	1.211	104.308
n-Propanol	---	2.017	182.175

Table 2: FID 2 B (column DB-ALC2)

Compound	Time (min)	Peak Area
Ethanol	1.359	114.920
n-Propanol	2.438	198.706

### Scottsdale Police Department Crime Lab Volatiles Analysis

Sample:	2326162-2	Vial:	61
Description:	[REDACTED]	LIMS ID:	[REDACTED]
Method:	ethanol quant.M	Sequence:	17Jan24
Instrument:	US14173023 CN14160045	Injection date:	1/17/2024 6:14:39 PM
Data file:	C:\Chem32\1\Data\17Jan24\61.D	Analyst:	Brooke

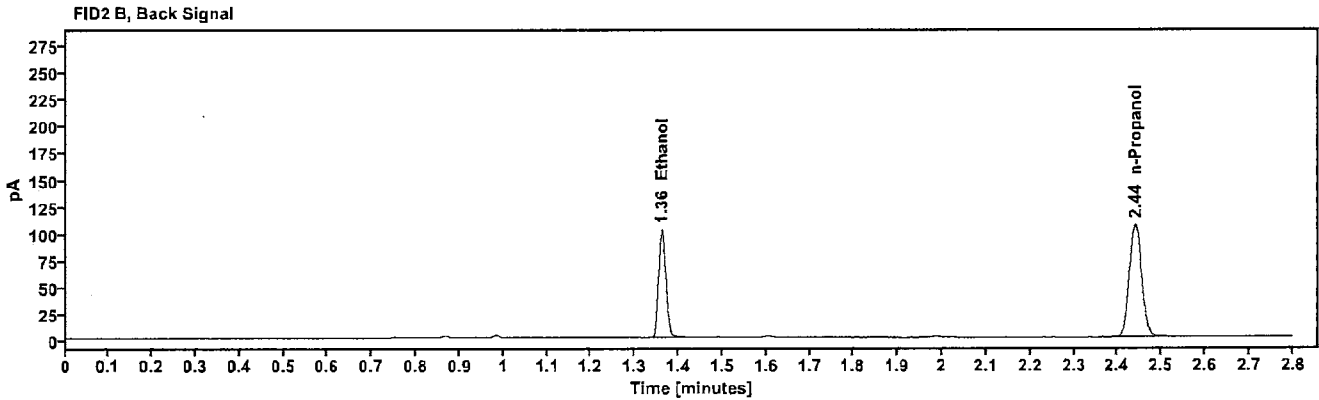
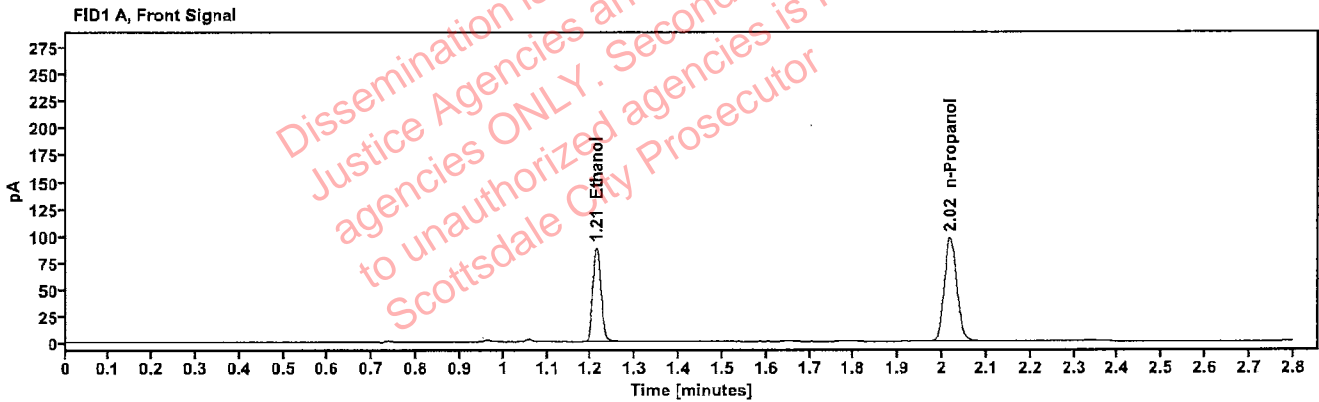


Table 1: FID 1 A (column DB-ALC1)

Compound	Amount (g/100mL)	Time (min)	Peak Area
>Ethanol	0.1669	1.212	112.227
n-Propanol	-----	2.018	192.217

Table 2: FID 2 B (column DB-ALC2)

Compound	Time (min)	Peak Area
Ethanol	1.361	123.510
n-Propanol	2.440	210.661

### Scottsdale Police Department Crime Lab Volatiles Analysis

Sample:	2400390-2	Vial:	62
Description:	[REDACTED]	LIMS ID:	[REDACTED]
Method:	ethanol quant.M	Sequence:	17Jan24
Instrument:	US14173023 CN14160045	Injection date:	1/17/2024 6:18:40 PM
Data file:	C:\Chem32\1\Data\17Jan24\62.D	Analyst:	Brooke

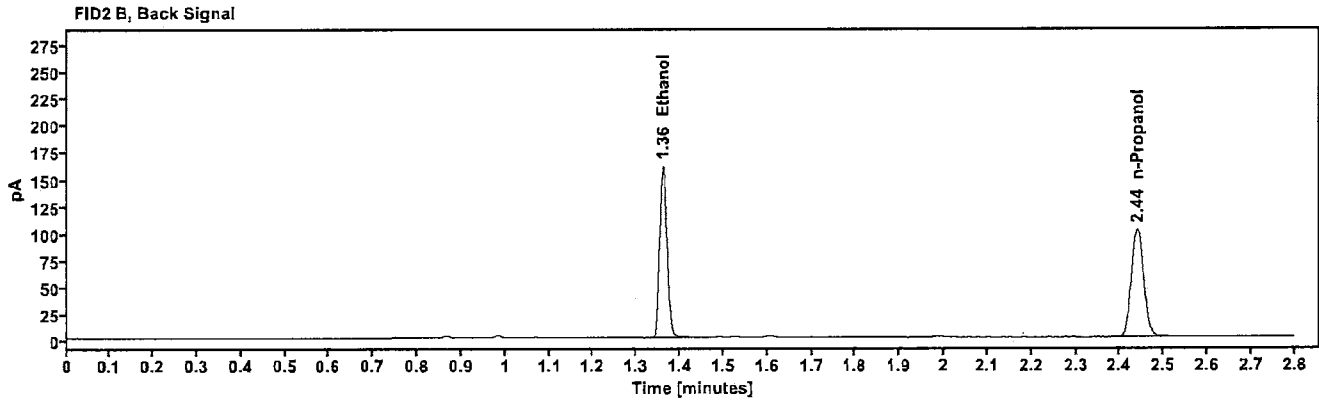
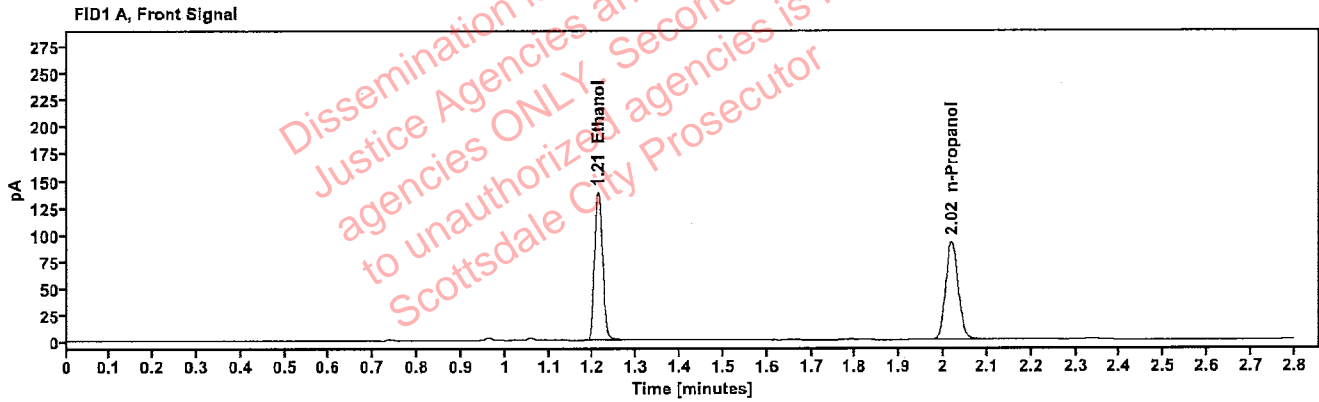


Table 1: FID 1 A (column DB-ALC1)

Compound	Amount (g/100mL)	Time (min)	Peak Area
>Ethanol	0.2728	1.212	176.326
n-Propanol	---	2.018	184.229

Table 2: FID 2 B (column DB-ALC2)

Compound	Time (min)	Peak Area
Ethanol	1.361	194.195
n-Propanol	2.440	200.266



[REDACTED]: Brooke, Phillip - (19-Jan-2024)

Case: [REDACTED] User: pbrooke 1/19/2024

### Scottsdale Police Department Crime Lab Volatiles Analysis

Sample:	2400390-2	Vial:	63
Description:	[REDACTED]	LIMS ID:	[REDACTED]
Method:	ethanol quant.M	Sequence:	17Jan24
Instrument:	US14173023 CN14160045	Injection date:	1/17/2024 6:22:40 PM
Data file:	C:\Chem32\1\Data\17Jan24\63.D	Analyst:	Brooke

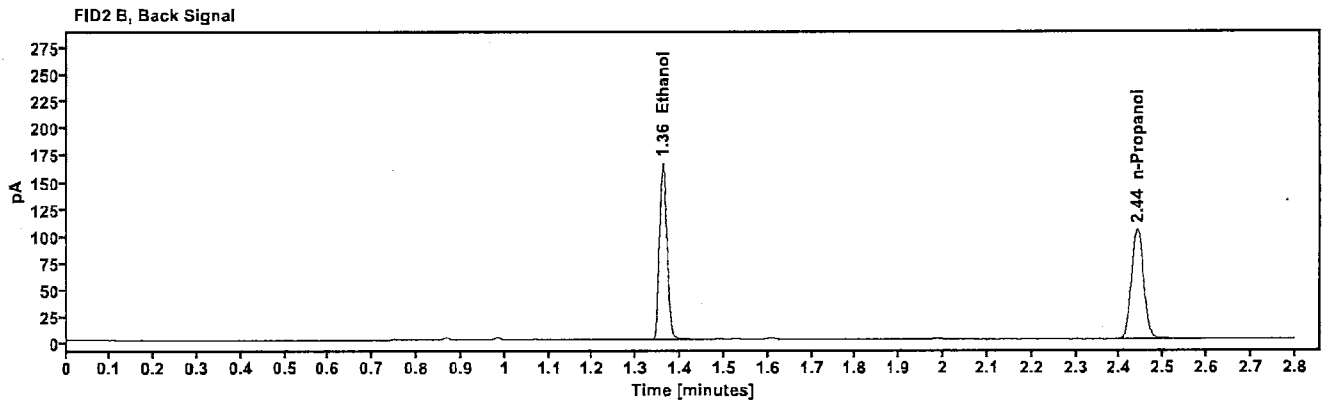
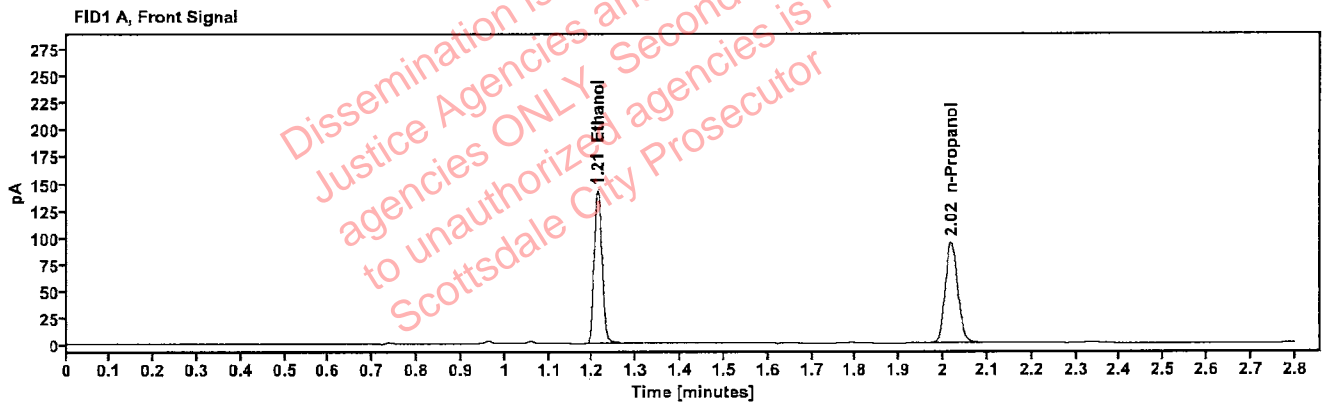


Table 1: FID 1 A (column DB-ALC1)

Compound	Amount (g/100mL)	Time (min)	Peak Area
>Ethanol	0.2744	1.212	181.529
n-Propanol	---	2.018	188.615

Table 2: FID 2 B (column DB-ALC2)

Compound	Time (min)	Peak Area
Ethanol	1.361	200.003
n-Propanol	2.440	205.207