

# SCOTTSDALE POLICE DEPARTMENT CRIME LABORATORY BLOOD ALCOHOL FACE SHEET

ANALYSIS DATE 02/13/2024 SEQUENCE NAME 13Feb24

**EQUIPMENT**

Pipettor  Hamilton ML600EH7497  Hamilton ML600GJ10749  
 Gas Chromatograph  Agilent US14173023

**INSTRUMENT CALIBRATION**

Vial 1 0.02 calibrator Lot FN03122113 Coefficient of determination (r<sup>2</sup>)  
 Vial 2 0.10 calibrator Lot FN03072301 0.99997  
 Vial 3 0.20 calibrator Lot FN03132302  
 Vial 4 0.40 calibrator Lot FN03052102

**CALIBRATION VERIFICATION AND RESOLUTION TEST**

Vial	Sample	Expected result	Measured result	Manufacturer/lot
5	Blank	Not detected	Not detected	SPD lab 011823WB
6	Volatiles mixture	6 compounds	6 compounds	SPD lab 050721MIX
7	Aqueous control	0.400 g/dL	0.402 g/dL	Lipomed 30012020-A
8	Aqueous control	0.040 g/dL	0.041 g/dL	Lipomed 14082019-B
9	Blood control	0.199 g/dL	0.203 g/dL	ACQ 4110320133/11
20	Aqueous control	0.080 g/dL	0.080 g/dL	Lipomed 20012020-B
31	Blood control	0.199 g/dL	0.206 g/dL	ACQ 4110320133/11
42	Aqueous control	0.080 g/dL	0.082 g/dL	Lipomed 20012020-B
53	Aqueous control	0.400 g/dL	0.406 g/dL	Lipomed 30012020-A
54	Aqueous control	0.040 g/dL	0.041 g/dL	Lipomed 14082019-B
55	Blood control	0.199 g/dL	0.205 g/dL	ACQ 4110320133/11
56	Blank	Not detected	Not detected	SPD lab 010524AQ

**SUBJECT SAMPLES**

Subjects in the sequence 20 Subjects requiring reanalysis 0

ADDITIONAL NOTES: The item number was changed in DR 24-02642.  
 \_\_\_\_\_  
 \_\_\_\_\_  
 \_\_\_\_\_

Run valid  Run invalid  Erika Canonico Analyst  
 Run valid  Run invalid  John Abbott Technical Reviewer

# Scottsdale Police Department Crime Laboratory Sequence Quality Assurance Summary

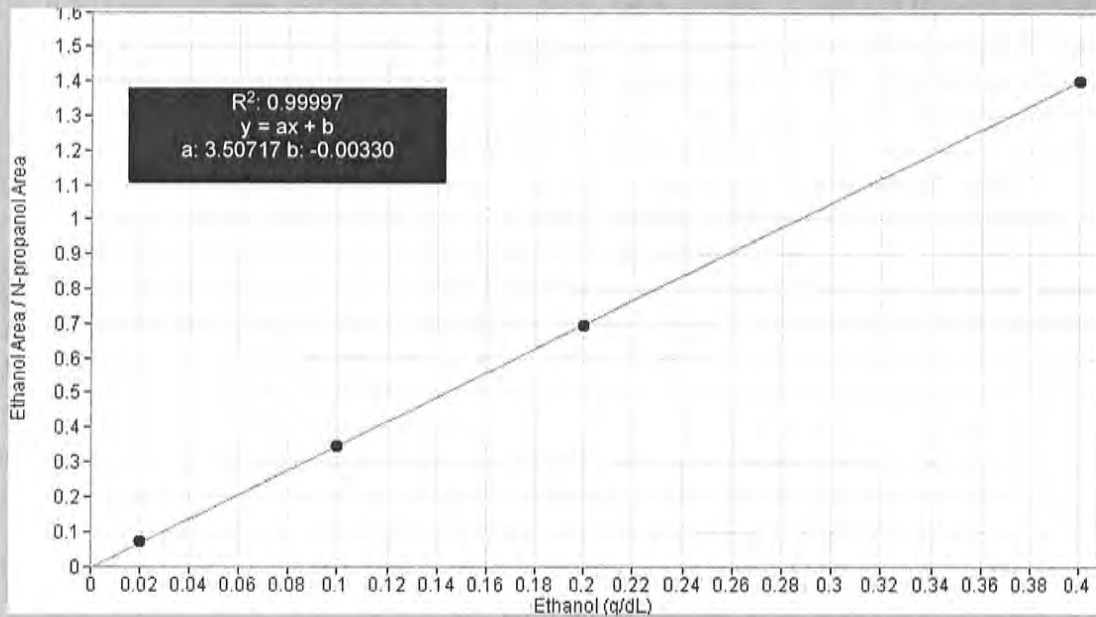
SEQUENCE NAME: 13Feb24

ANALYST: Canonico ℓ

Sample Name	Vial	Measured Value (g/dL)	Expected Value (g/dL)	Percent Difference	Absolute Difference (g/dL)
blank 011823WB	5	negative	negative	-	-
0.400 30012020-A	7	0.402	0.400	0.50	0.002
0.040 14082019-B	8	0.041	0.040	2.50	0.001
0.199 4110320133/11	9	0.203	0.199	2.01	0.004
0.080 20012020-B	20	0.080	0.080	0.00	0.000
0.199 4110320133/11	31	0.206	0.199	3.52	0.007
0.080 20012020-B	42	0.082	0.080	2.50	0.002
0.400 30012020-A	53	0.406	0.400	1.50	0.006
0.040 14082019-B	54	0.041	0.040	2.50	0.001
0.199 4110320133/11	55	0.205	0.199	3.02	0.006
blank 010524AQ	56	negative	negative	-	-

Calibrator	Ethanol Area	N-propanol Area	Ratio
0.020	12.460	177.924	0.070
0.100	58.805	169.971	0.346
0.200	116.718	168.119	0.694
0.400	239.366	170.767	1.402

### Calibration Line



# Scottsdale Police Department Crime Lab Volatiles Analysis

<b>Sample:</b> FN03122113	<b>Vial:</b> 1
<b>Description:</b> 0.020 calibrator	<b>Sequence:</b> 13Feb24
<b>Method:</b> ethanol quant.M	<b>Injection date:</b> 2/13/2024 11:32:55 AM
<b>Instrument:</b> US14173023 CN14160045	<b>Analyst:</b> Canonico <i>ec</i>
<b>Data file:</b> C:\Chem32\1\Data\13Feb24\1.D	

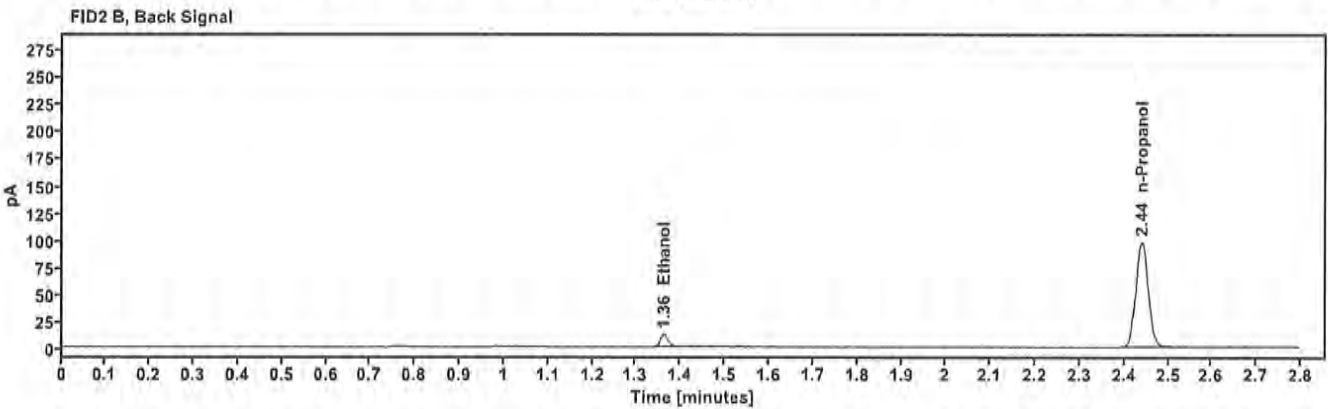
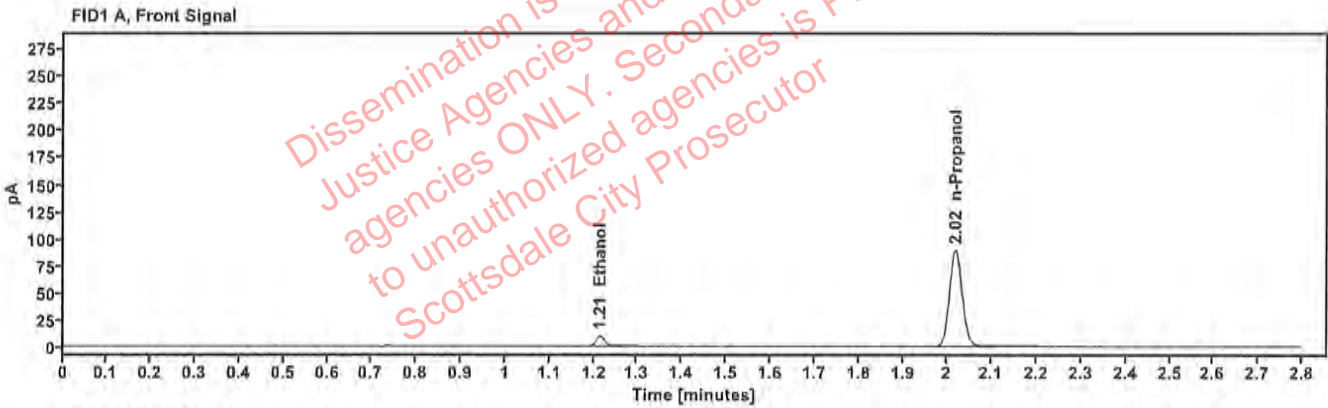


Table 1: FID 1 A (column DB-ALC1)

Compound	Time (min)	Peak Area
Ethanol	1.214	12.460
n-Propanol	2.018	177.924

Table 2: FID 2 B (column DB-ALC2)

Compound	Time (min)	Peak Area
Ethanol	1.362	13.666
n-Propanol	2.440	193.479



# Scottsdale Police Department Crime Lab Volatiles Analysis

<b>Sample:</b> FN03072301	<b>Vial:</b> 2
<b>Description:</b> 0.100 calibrator	<b>Sequence:</b> 13Feb24
<b>Method:</b> ethanol quant.M	<b>Injection date:</b> 2/13/2024 11:36:55 AM
<b>Instrument:</b> US14173023 CN14160045	<b>Analyst:</b> Canonico <span style="float: right;">EC</span>
<b>Data file:</b> C:\Chem32\1\Data\13Feb24\2.D	

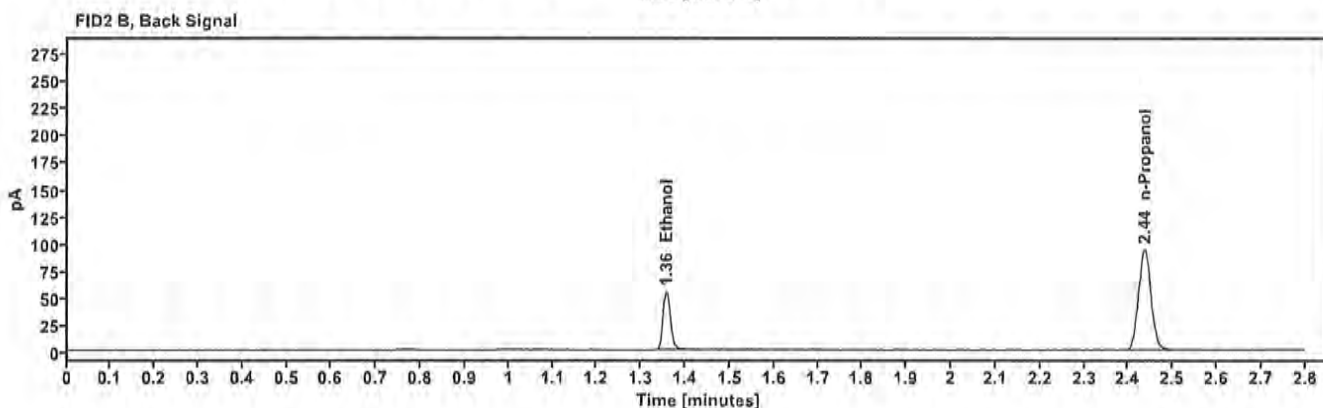
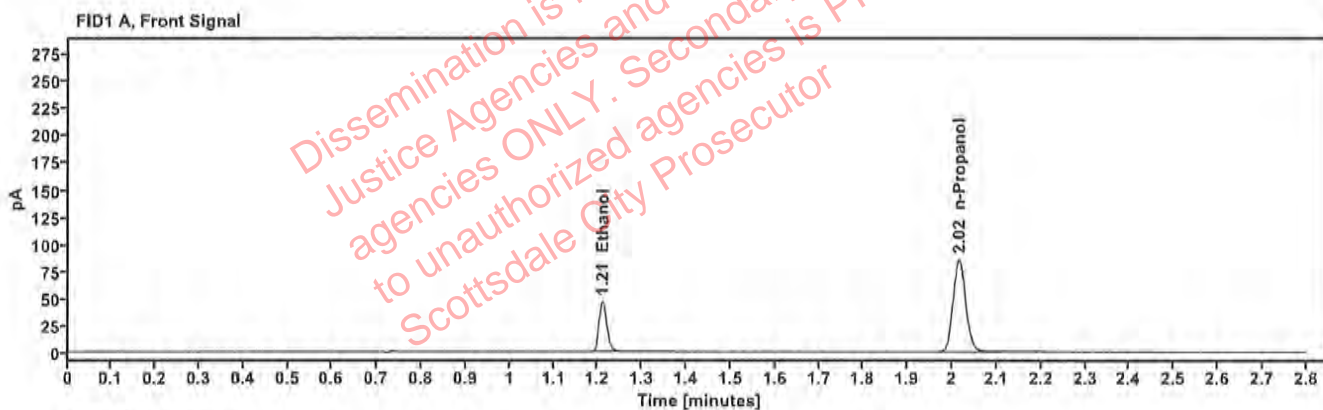


Table 1: FID 1 A (column DB-ALC1)

Compound	Time (min)	Peak Area
Ethanol	1.210	58.805
n-Propanol	2.015	169.971

Table 2: FID 2 B (column DB-ALC2)

Compound	Time (min)	Peak Area
Ethanol	1.356	64.542
n-Propanol	2.436	184.629

# Scottsdale Police Department Crime Lab Volatiles Analysis

<b>Sample:</b> FN03132302	<b>Vial:</b> 3
<b>Description:</b> 0.200 calibrator	<b>Sequence:</b> 13Feb24
<b>Method:</b> ethanol quant.M	<b>Injection date:</b> 2/13/2024 11:40:54 AM
<b>Instrument:</b> US14173023 CN14160045	<b>Analyst:</b> Canonico <span style="float: right;">ec</span>
<b>Data file:</b> C:\Chem32\1\Data\13Feb24\3.D	

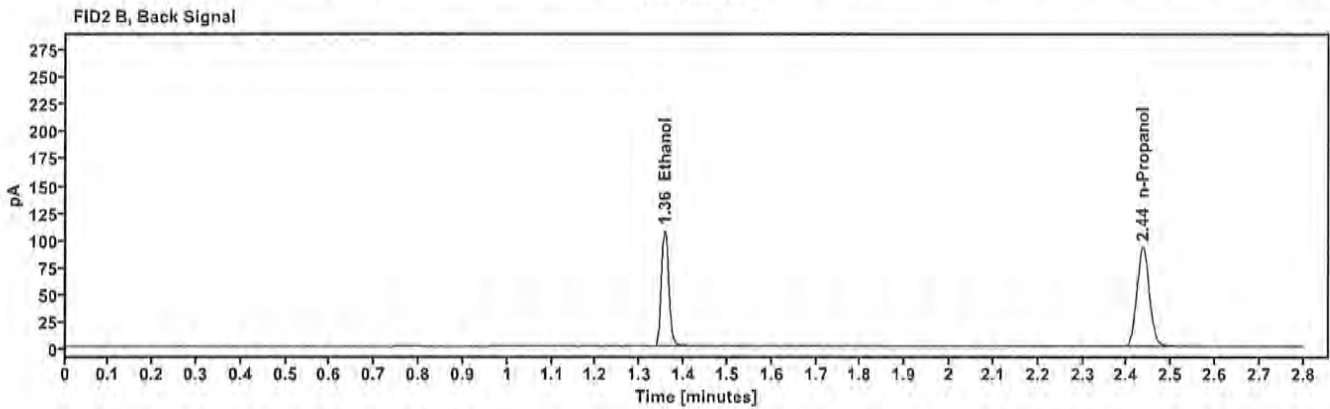
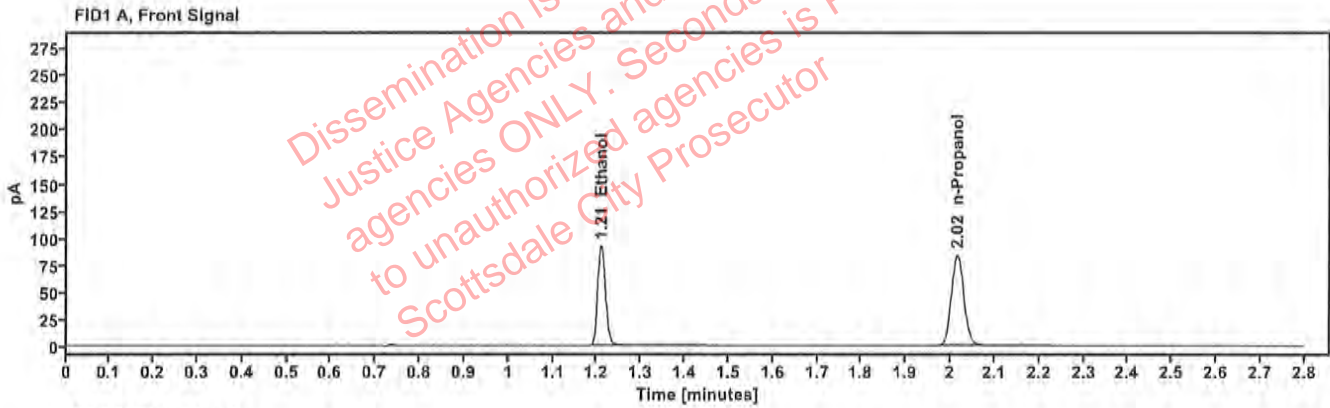


Table 1: FID 1 A (column DB-ALC1)

Compound	Time (min)	Peak Area
Ethanol	1.209	116.718
n-Propanol	2.015	168.119

Table 2: FID 2 B (column DB-ALC2)

Compound	Time (min)	Peak Area
Ethanol	1.356	128.206
n-Propanol	2.436	182.379

# Scottsdale Police Department Crime Lab Volatiles Analysis

<b>Sample:</b> FN03052102	<b>Vial:</b> 4
<b>Description:</b> 0.400 calibrator	<b>Sequence:</b> 13Feb24
<b>Method:</b> ethanol quant.M	<b>Injection date:</b> 2/13/2024 11:44:54 AM
<b>Instrument:</b> US14173023 CN14160045	<b>Analyst:</b> Canonico <span style="float: right;">EE</span>
<b>Data file:</b> C:\Chem32\1\Data\13Feb24\4.D	

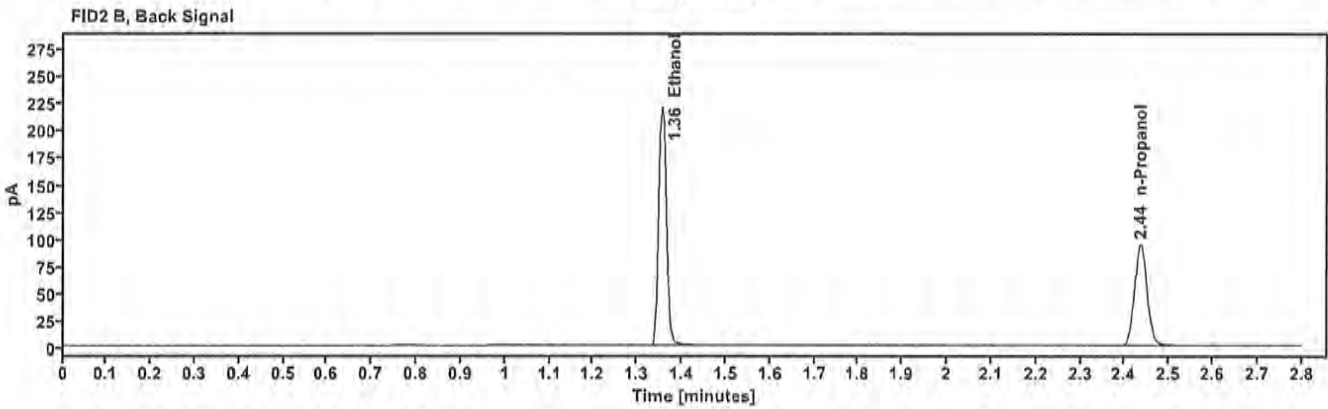
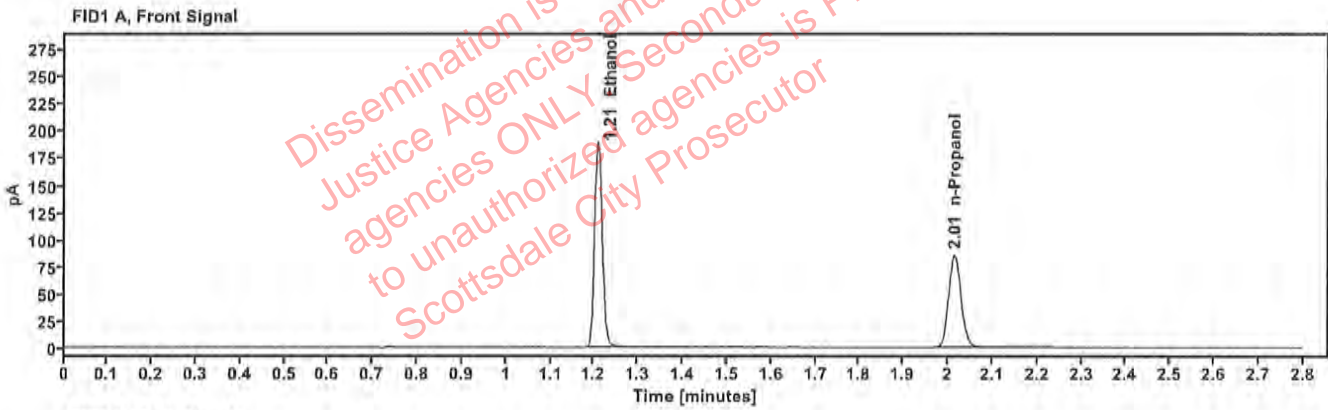


Table 1: FID 1 A (column DB-ALC1)

Compound	Time (min)	Peak Area
Ethanol	1.208	239.366
n-Propanol	2.015	170.767

Table 2: FID 2 B (column DB-ALC2)

Compound	Time (min)	Peak Area
Ethanol	1.355	263.599
n-Propanol	2.435	185.197

# Scottsdale Police Department Crime Lab Volatiles Analysis

Sample:	011823WB	Vial:	5
Description:	Negative	LIMS ID:	
Method:	ethanol quant.M	Sequence:	13Feb24
Instrument:	US14173023 CN14160045	Injection date:	2/13/2024 11:48:54 AM
Data file:	C:\Chem32\1\Data\13Feb24\5.D	Analyst:	Canonico <i>ee</i>

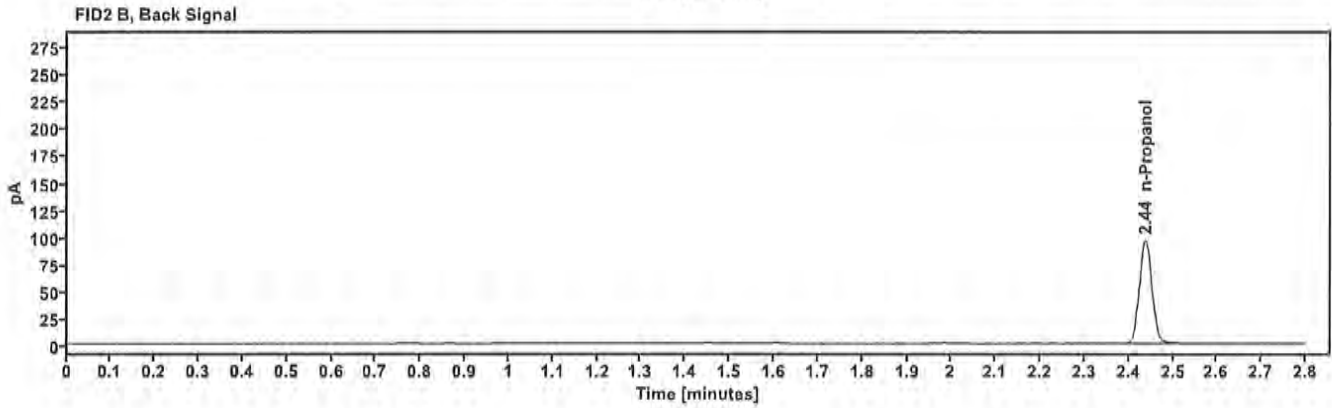
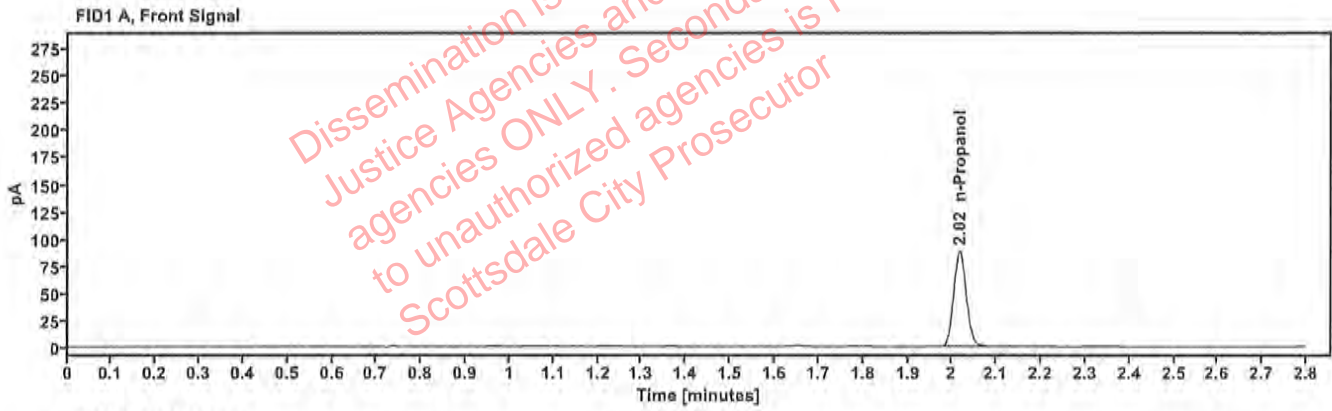


Table 1: FID 1 A (column DB-ALC1)

Compound	Amount (g/100mL)	Time (min)	Peak Area
n-Propanol	—	2.017	174.606

Table 2: FID 2 B (column DB-ALC2)

Compound	Time (min)	Peak Area
n-Propanol	2.438	190.228



# Scottsdale Police Department Crime Lab Volatiles Analysis

<b>Sample:</b> 050721MIX	<b>Vial:</b> 6
<b>Description:</b> Volatiles mix	<b>LIMS ID:</b>
<b>Method:</b> ethanol quant.M	<b>Sequence:</b> 13Feb24
<b>Instrument:</b> US14173023 CN14160045	<b>Injection date:</b> 2/13/2024 11:52:54 AM
<b>Data file:</b> C:\Chem32\1\Data\13Feb24\6.D	<b>Analyst:</b> Canonico <i>ee</i>

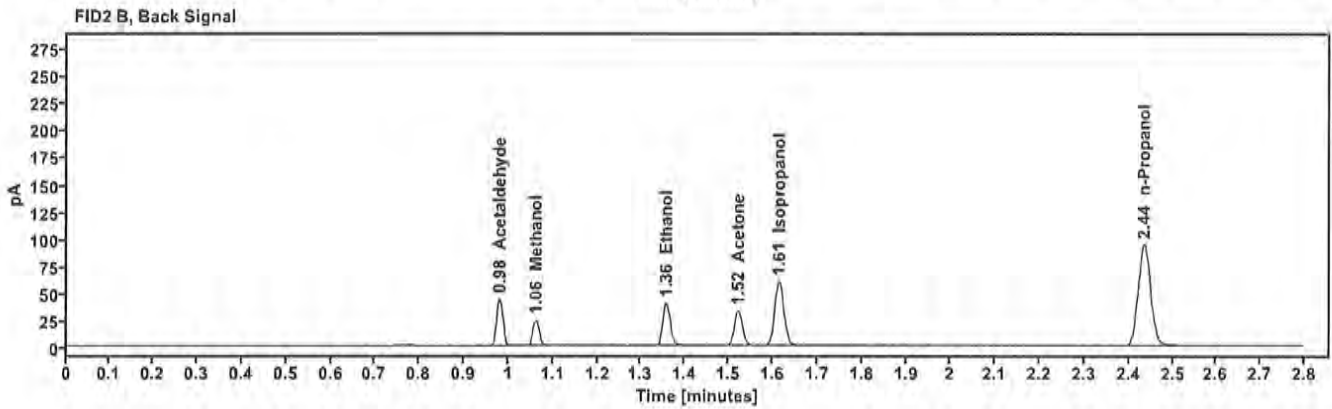
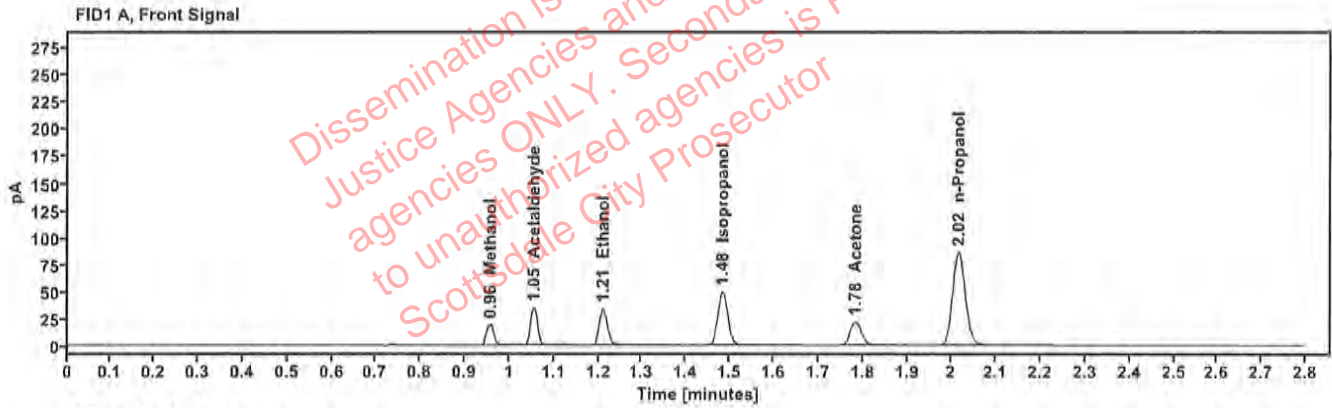


Table 1: FID 1 A (column DB-ALC1)

Compound	Amount (g/100mL)	Time (min)	Peak Area
Methanol	-----	0.956	22.073
Acetaldehyde	-----	1.055	38.232
>Ethanol	0.0730	1.210	43.334
Isopropanol	-----	1.483	79.253
Acetone	-----	1.784	37.986
n-Propanol	-----	2.015	171.567

Table 2: FID 2 B (column DB-ALC2)

Compound	Time (min)	Peak Area
Acetaldehyde	0.980	42.549
Methanol	1.062	24.499
Ethanol	1.357	47.481
Acetone	1.521	41.706
Isopropanol	1.615	87.411
n-Propanol	2.436	186.032



# Scottsdale Police Department Crime Lab Volatiles Analysis

Sample:	30012020-A	Vial:	7
Description:	0.400	LIMS ID:	
Method:	ethanol quant.M	Sequence:	13Feb24
Instrument:	US14173023 CN14160045	Injection date:	2/13/2024 11:57:09 AM
Data file:	C:\Chem32\1\Data\13Feb24\7.D	Analyst:	Canonico <i>cc</i>

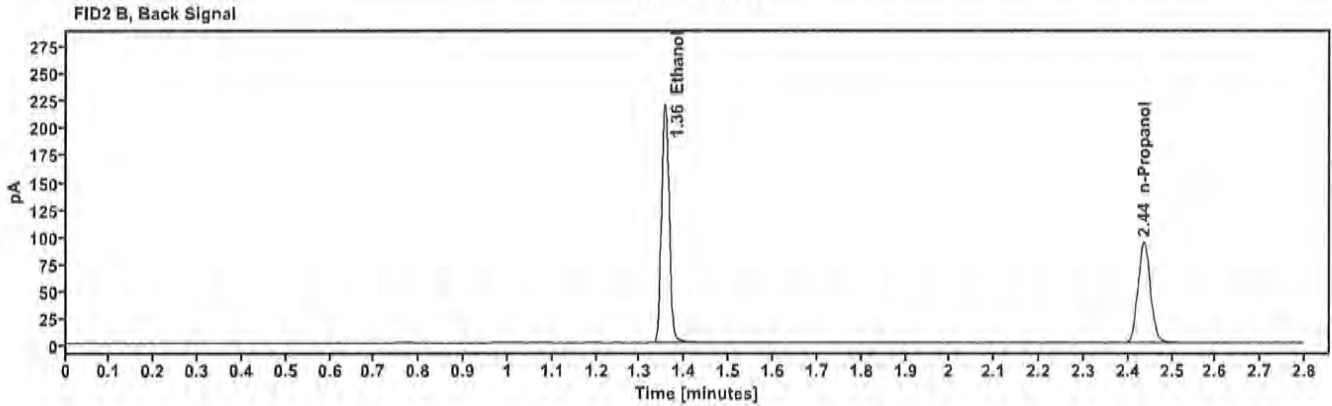
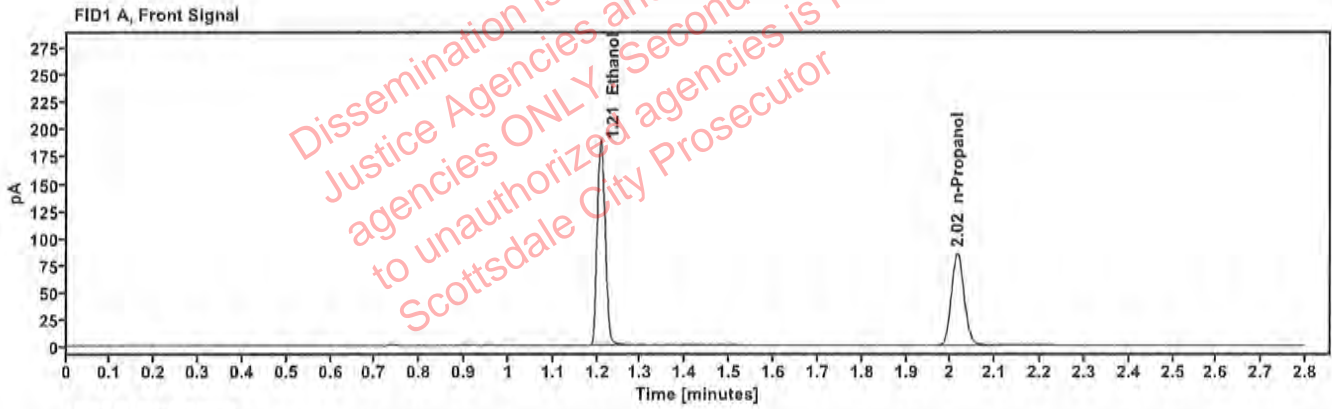


Table 1: FID 1 A (column DB-ALC1)

Compound	Amount (g/100mL)	Time (min)	Peak Area
>Ethanol	0.4020	1.208	239.609
n-Propanol	-----	2.015	170.351

Table 2: FID 2 B (column DB-ALC2)

Compound	Time (min)	Peak Area
Ethanol	1.356	263.809
n-Propanol	2.436	184.685

# Scottsdale Police Department Crime Lab Volatiles Analysis

Sample:	14082019-B	Vial:	8
Description:	0.040	LIMS ID:	
Method:	ethanol quant.M	Sequence:	13Feb24
Instrument:	US14173023 CN14160045	Injection date:	2/13/2024 12:01:10 PM
Data file:	C:\Chem32\1\Data\13Feb24\8.D	Analyst:	Canonico <i>EC</i>

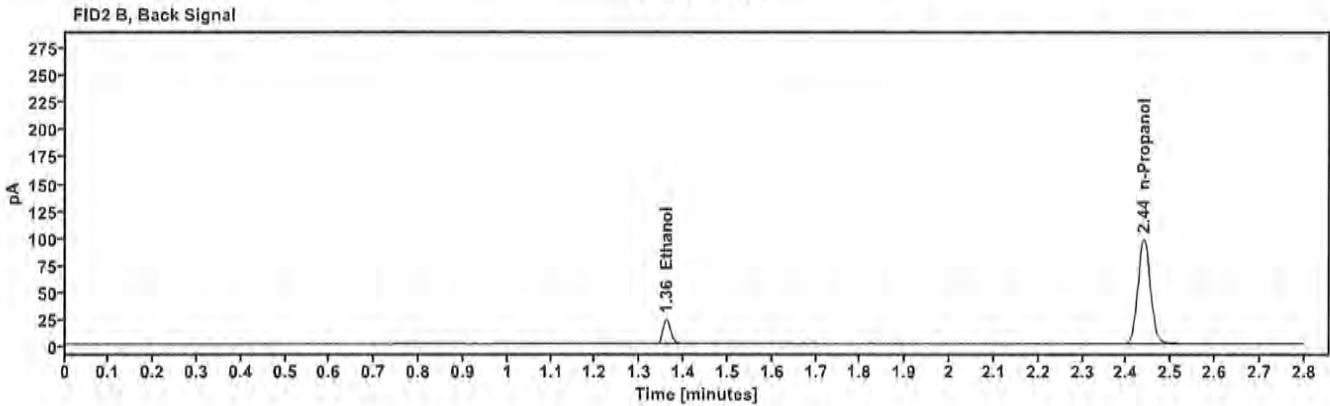
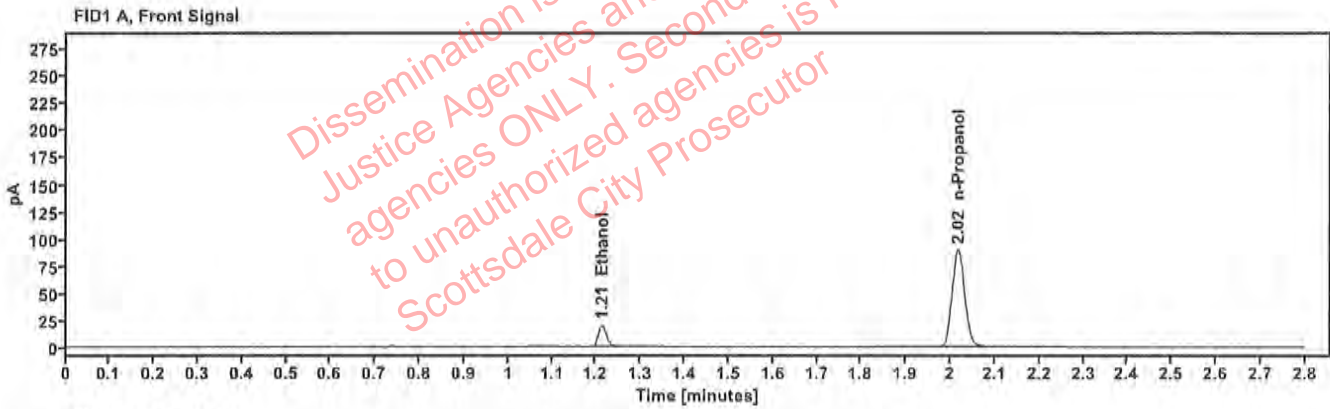


Table 1: FID 1 A (column DB-ALC1)

Compound	Amount (g/100mL)	Time (min)	Peak Area
>Ethanol	0.0416	1.212	25.444
n-Propanol	-----	2.017	178.294

Table 2: FID 2 B (column DB-ALC2)

Compound	Time (min)	Peak Area
Ethanol	1.360	27.835
n-Propanol	2.439	193.701

# Scottsdale Police Department Crime Lab Volatiles Analysis

<b>Sample:</b> 4110320133/11	<b>Vial:</b> 9
<b>Description:</b> 0.199	<b>LIMS ID:</b>
<b>Method:</b> ethanol quant.M	<b>Sequence:</b> 13Feb24
<b>Instrument:</b> US14173023 CN14160045	<b>Injection date:</b> 2/13/2024 12:05:10 PM
<b>Data file:</b> C:\Chem32\1\Data\13Feb24\9.D	<b>Analyst:</b> Canonico EC

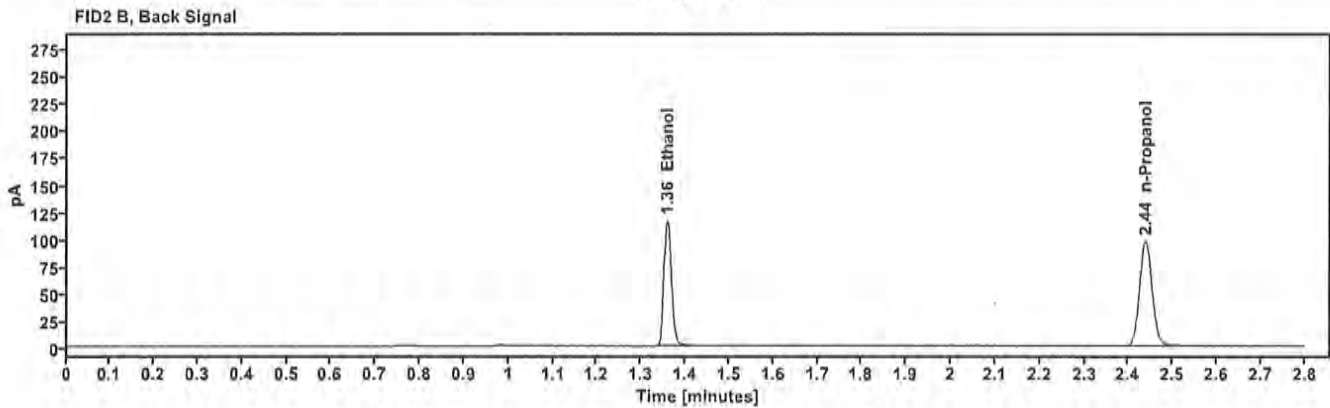
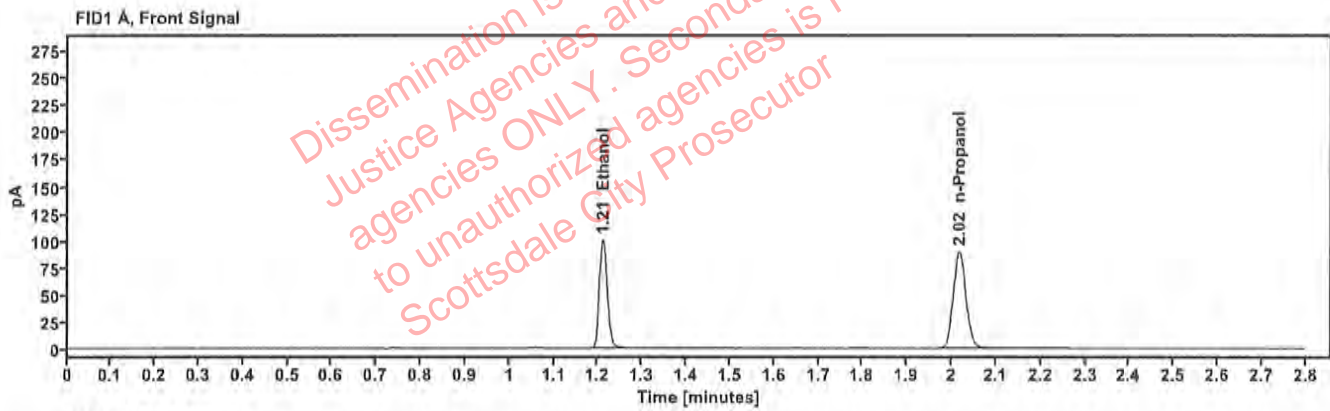


Table 1: FID 1 A (column DB-ALC1)

Compound	Amount (g/100mL)	Time (min)	Peak Area
>Ethanol	0.2039	1.211	126.640
n-Propanol	-----	2.017	177.895

Table 2: FID 2 B (column DB-ALC2)

Compound	Time (min)	Peak Area
Ethanol	1.359	139.114
n-Propanol	2.438	192.825

# Scottsdale Police Department Crime Lab Volatiles Analysis

Sample: 20012020-B	Vial: 20
Description: 0.080	LIMS ID:
Method: ethanol quant.M	Sequence: 13Feb24
Instrument: US14173023 CN14160045	Injection date: 2/13/2024 12:49:40 PM
Data file: C:\Chem32\1\Data\13Feb24\20.D	Analyst: Canonico EC

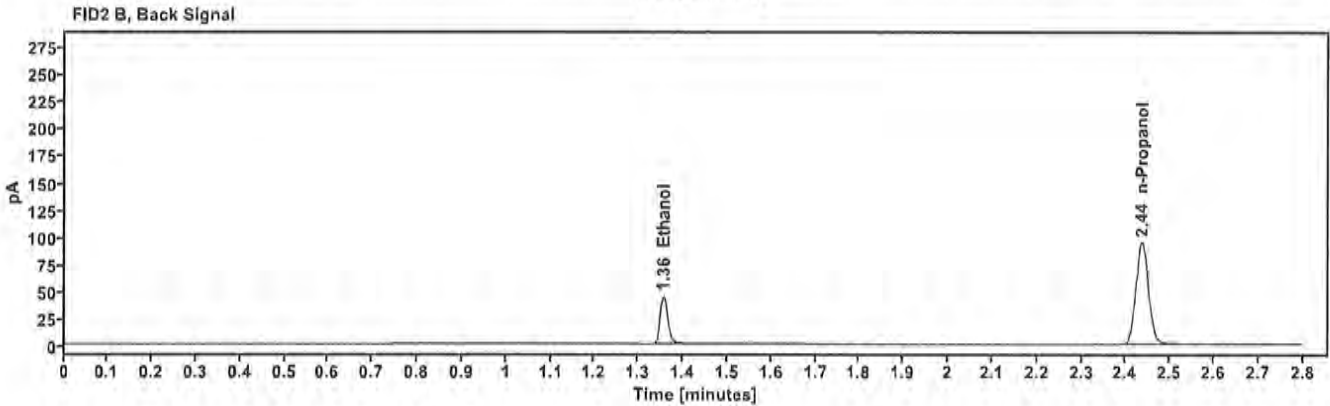
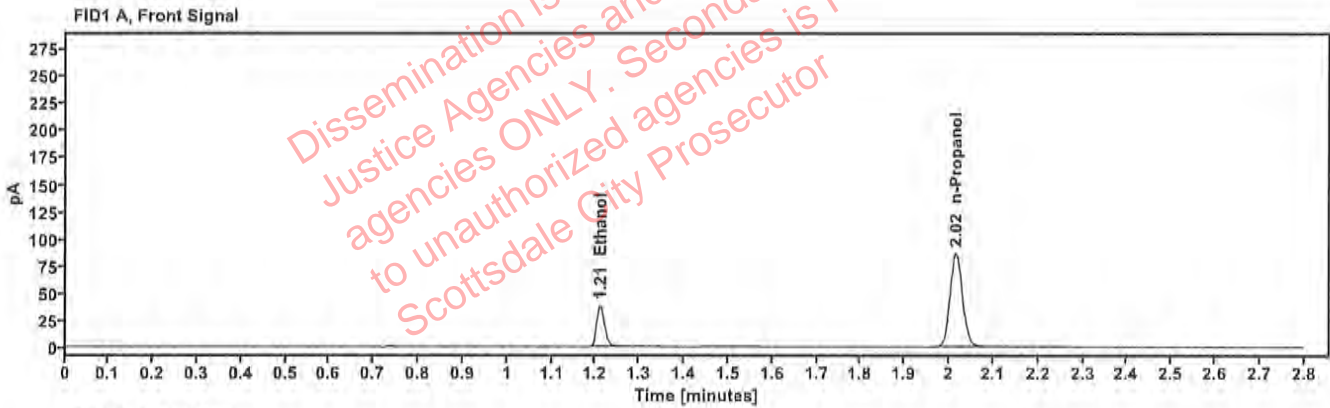


Table 1: FID 1 A (column DB-ALC1)

Compound	Amount (g/100mL)	Time (min)	Peak Area
>Ethanol	0.0805	1.210	48.317
n-Propanol	-----	2.015	173.131

Table 2: FID 2 B (column DB-ALC2)

Compound	Time (min)	Peak Area
Ethanol	1.357	53.020
n-Propanol	2.436	187.350



# Scottsdale Police Department Crime Lab Volatiles Analysis

Sample:	4110320133/11	Vial:	31
Description:	0.199	LIMS ID:	
Method:	ethanol quant.M	Sequence:	13Feb24
Instrument:	US14173023 CN14160045	Injection date:	2/13/2024 1:34:10 PM
Data file:	C:\Chem32\1\Data\13Feb24\31.D	Analyst:	Canonico <i>EC</i>

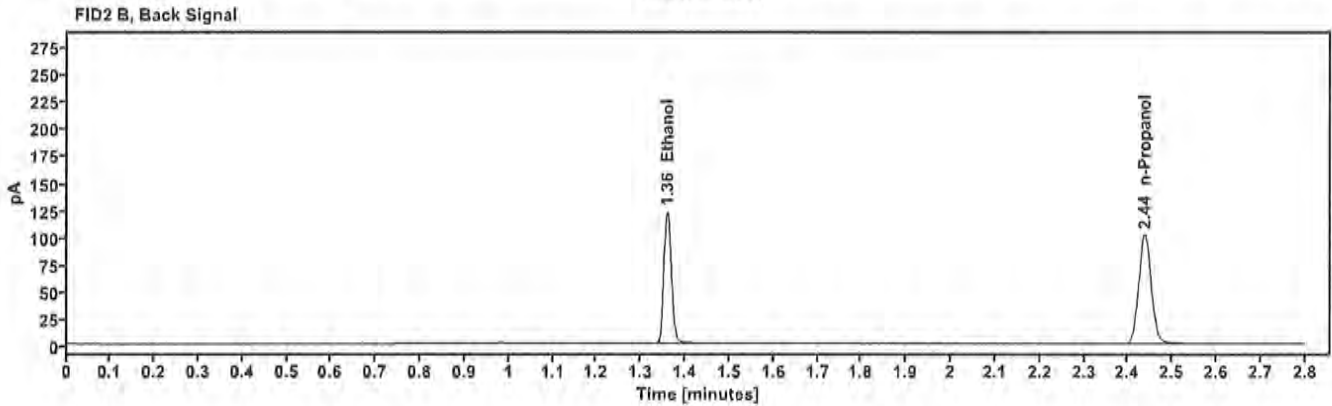
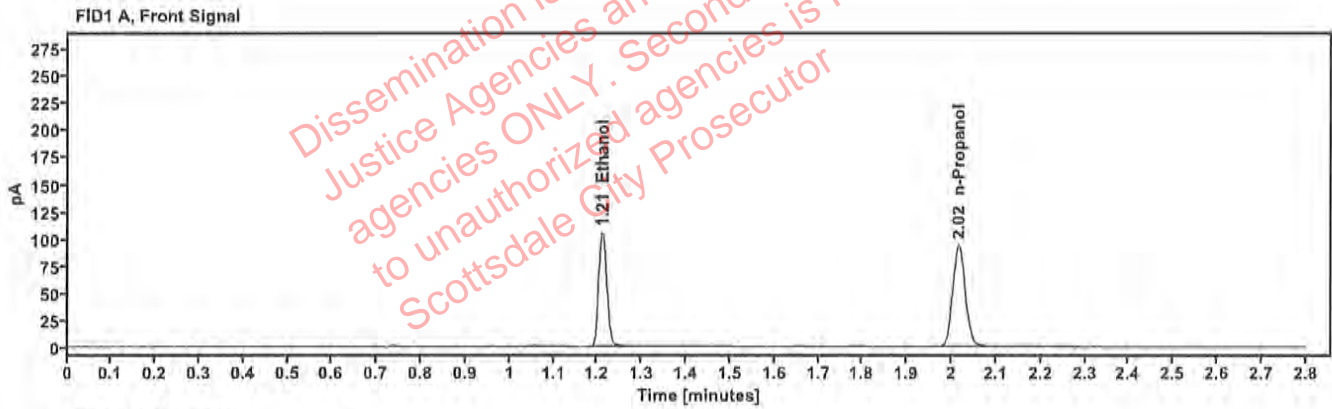


Table 1: FID 1 A (column DB-ALC1)

Compound	Amount (g/100mL)	Time (min)	Peak Area
>Ethanol	0.2069	1.210	134.859
n-Propanol	-----	2.015	186.665

Table 2: FID 2 B (column DB-ALC2)

Compound	Time (min)	Peak Area
Ethanol	1.359	147.666
n-Propanol	2.437	201.997

# Scottsdale Police Department Crime Lab Volatiles Analysis

Sample:	20012020-B	Vial:	42
Description:	0.080	LIMS ID:	
Method:	ethanol quant.M	Sequence:	13Feb24
Instrument:	US14173023 CN14160045	Injection date:	2/13/2024 2:18:24 PM
Data file:	C:\Chem32\1\Data\13Feb24\42.D	Analyst:	Canonico <i>EC</i>

Dissemination is restricted to Criminal Justice Agencies and authorized law enforcement agencies ONLY. Secondary dissemination to unauthorized agencies is PROHIBITED. Scottsdale City Prosecutor

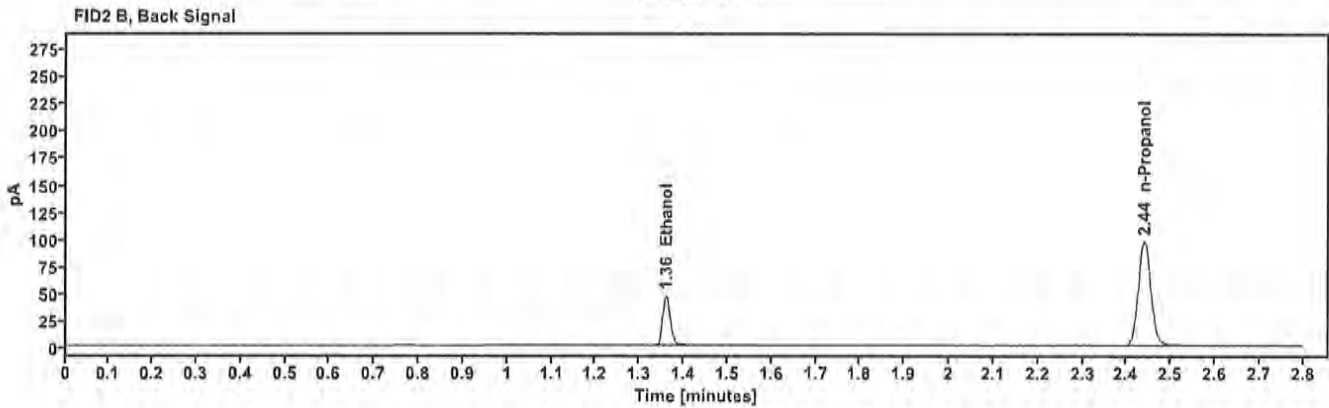
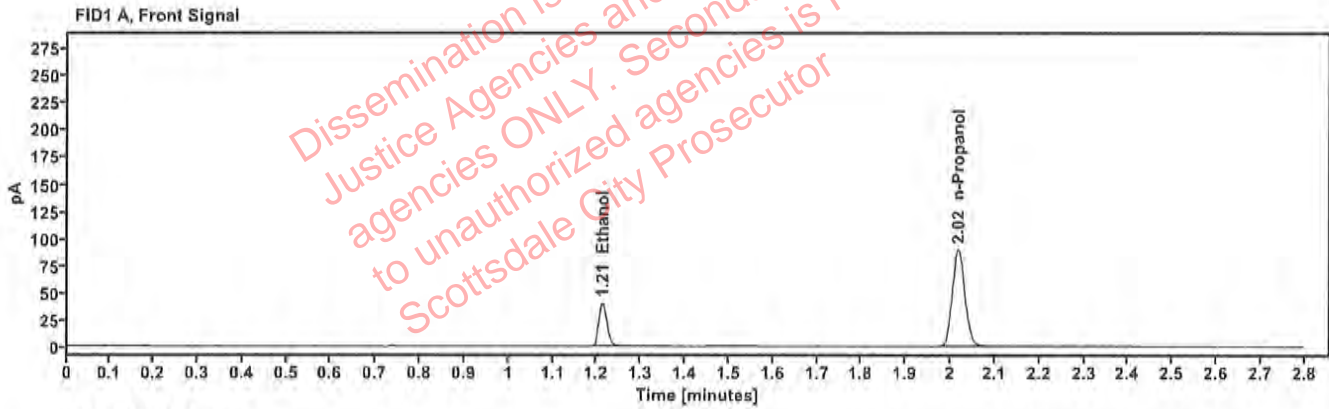


Table 1: FID 1 A (column DB-ALC1)

Compound	Amount (g/100mL)	Time (min)	Peak Area
>Ethanol	0.0824	1.212	51.115
n-Propanol	—	2.018	178.821

Table 2: FID 2 B (column DB-ALC2)

Compound	Time (min)	Peak Area
Ethanol	1.360	56.013
n-Propanol	2.439	193.867

# Scottsdale Police Department Crime Lab Volatiles Analysis

Sample:	30012020-A	Vial:	53
Description:	0.400	LIMS ID:	
Method:	ethanol quant.M	Sequence:	13Feb24
Instrument:	US14173023 CN14160045	Injection date:	2/13/2024 3:02:55 PM
Data file:	C:\Chem32\1\Data\13Feb24\53.D	Analyst:	Canonico <i>EC</i>

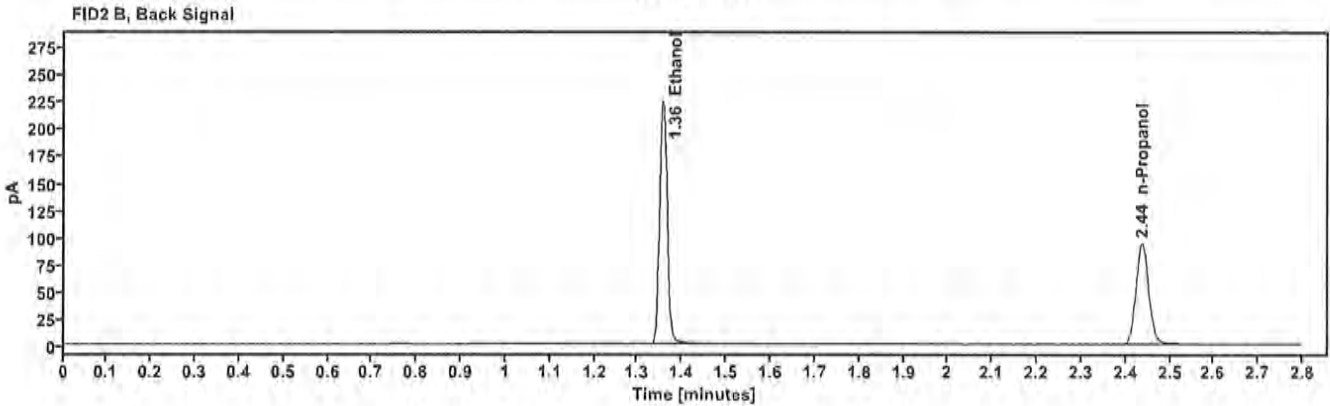
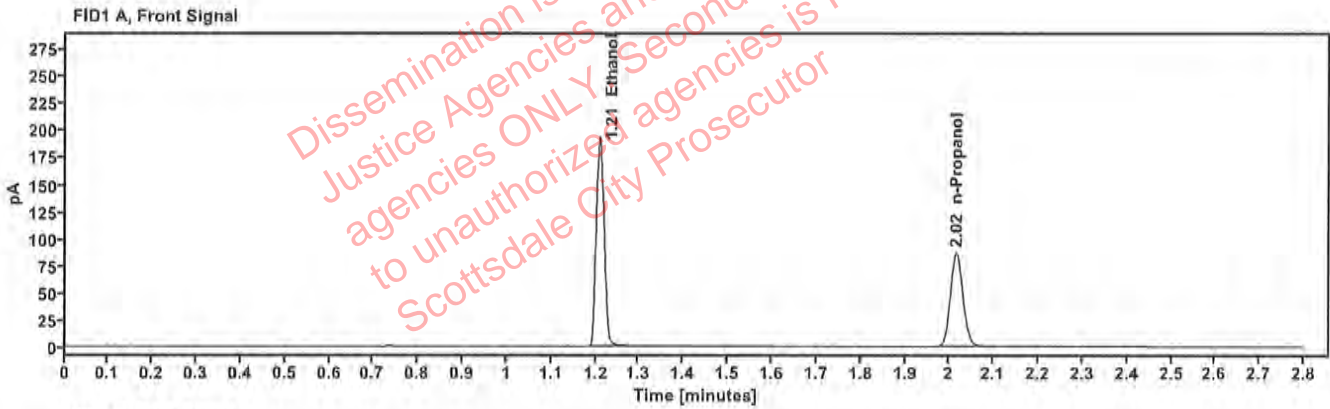


Table 1: FID 1 A (column DB-ALC1)

Compound	Amount (g/100mL)	Time (min)	Peak Area
>Ethanol	0.4068	1.209	245.235
n-Propanol	-----	2.016	172.282

Table 2: FID 2 B (column DB-ALC2)

Compound	Time (min)	Peak Area
Ethanol	1.357	270.013
n-Propanol	2.437	186.539

# Scottsdale Police Department Crime Lab Volatiles Analysis

Sample:	14082019-B	Vial:	54
Description:	0.040	LIMS ID:	
Method:	ethanol quant.M	Sequence:	13Feb24
Instrument:	US14173023 CN14160045	Injection date:	2/13/2024 3:06:54 PM
Data file:	C:\Chem32\1\Data\13Feb24\54.D	Analyst:	Canonico EC

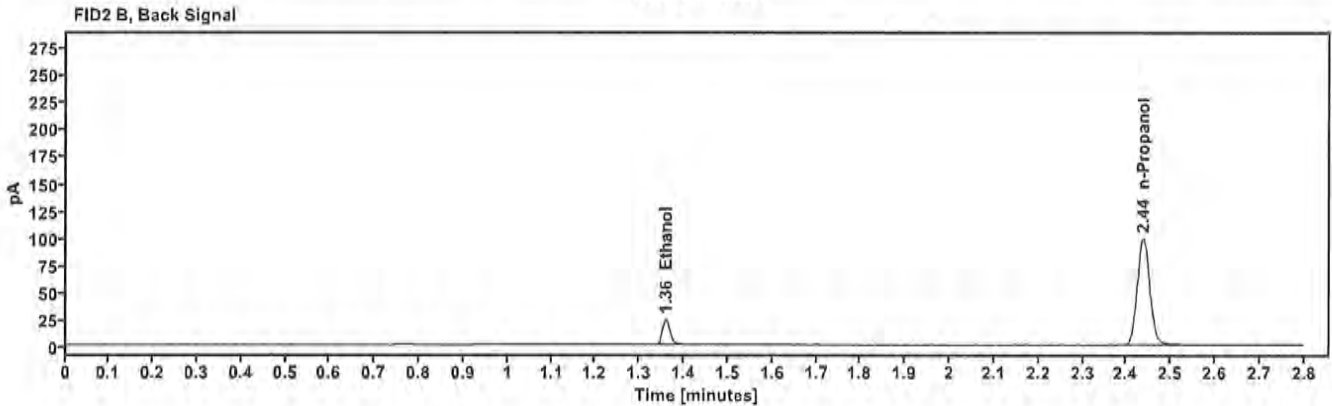
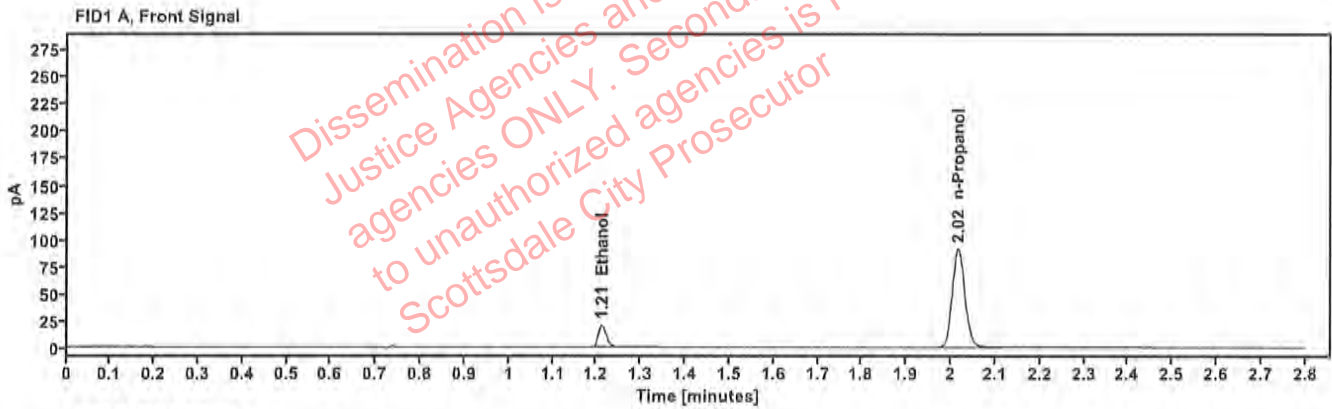


Table 1: FID 1 A (column DB-ALC1)

Compound	Amount (g/100mL)	Time (min)	Peak Area
>Ethanol	0.0417	1.212	26.015
n-Propanol	—	2.016	181.932

Table 2: FID 2 B (column DB-ALC2)

Compound	Time (min)	Peak Area
Ethanol	1.359	28.392
n-Propanol	2.437	197.346



# Scottsdale Police Department Crime Lab Volatiles Analysis

Sample: 4110320133/11	Vial: 55
Description: 0.199	LIMS ID:
Method: ethanol quant.M	Sequence: 13Feb24
Instrument: US14173023 CN14160045	Injection date: 2/13/2024 3:11:10 PM
Data file: C:\Chem32\1\Data\13Feb24\55.D	Analyst: Canonico EC

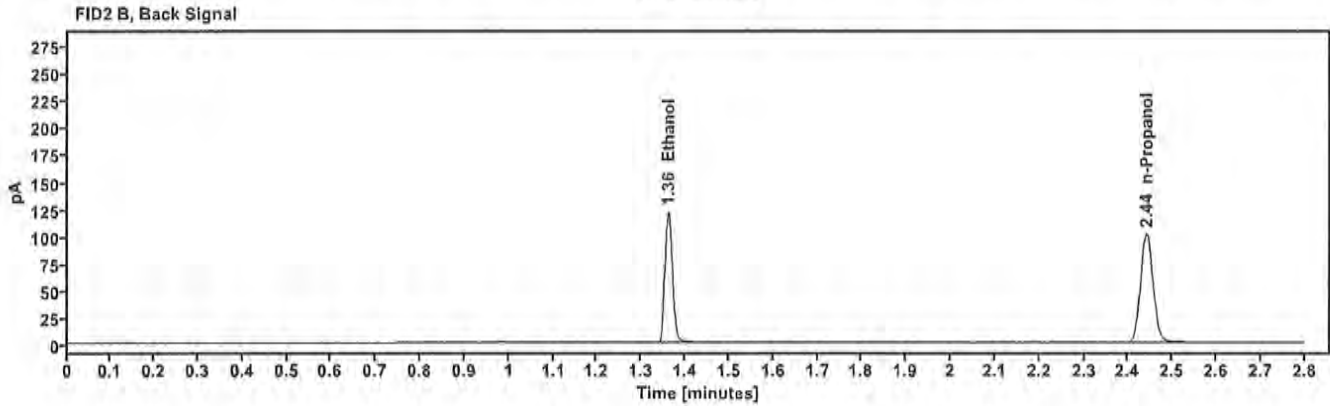
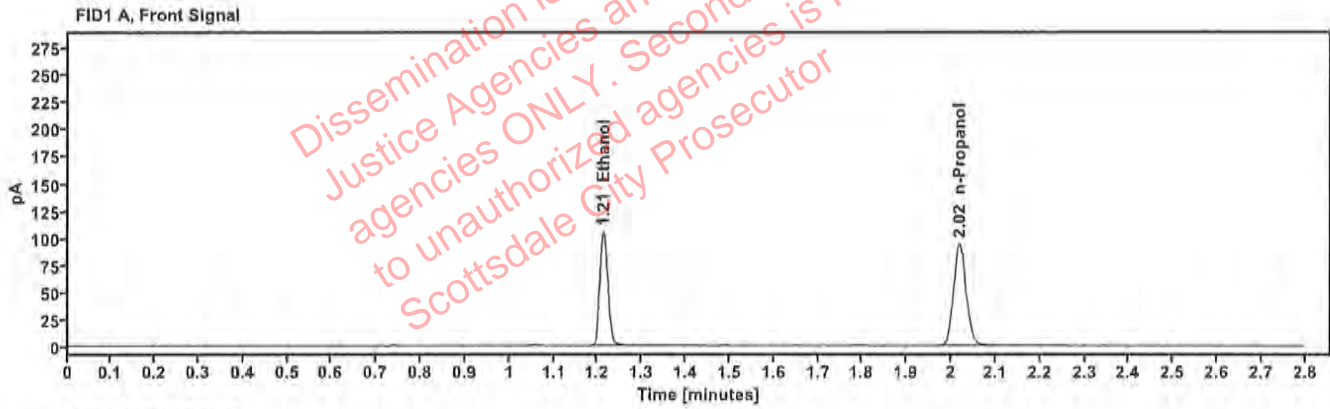


Table 1: FID 1 A (column DB-ALC1)

Compound	Amount (g/100mL)	Time (min)	Peak Area
>Ethanol	0.2059	1.212	134.418
n-Propanol	---	2.018	187.036

Table 2: FID 2 B (column DB-ALC2)

Compound	Time (min)	Peak Area
Ethanol	1.361	147.586
n-Propanol	2.441	202.566

# Scottsdale Police Department Crime Lab Volatiles Analysis

Sample:	010524AQ	Vial:	56
Description:	Negative	LIMS ID:	
Method:	ethanol quant.M	Sequence:	13Feb24
Instrument:	US14173023 CN14160045	Injection date:	2/13/2024 3:15:10 PM
Data file:	C:\Chem32\1\Data\13Feb24\56.D	Analyst:	Canonico <i>EC</i>

Dissemination is restricted to Criminal Justice Agencies and authorized ONLY. Secondary dissemination to unauthorized agencies is PROHIBITED. Scottsdale City Prosecutor

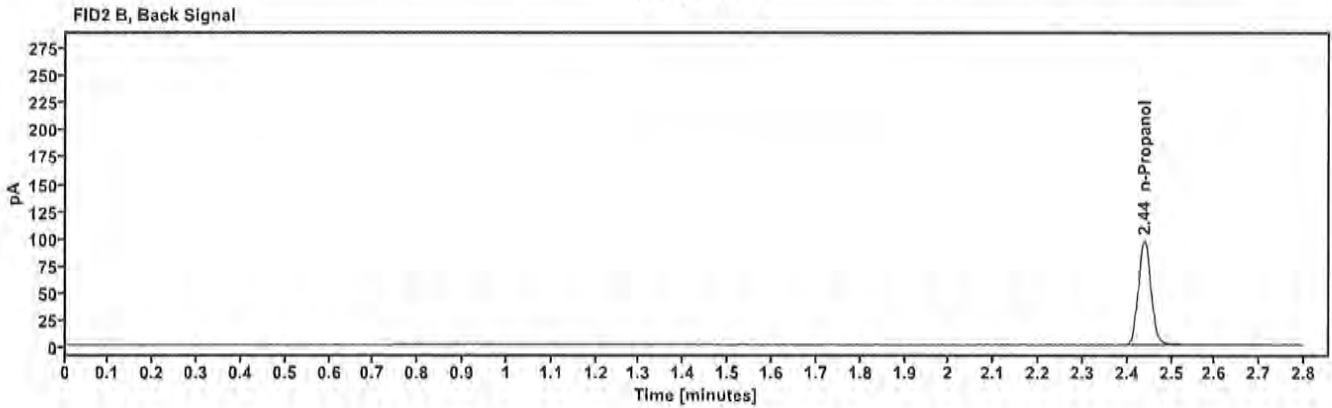
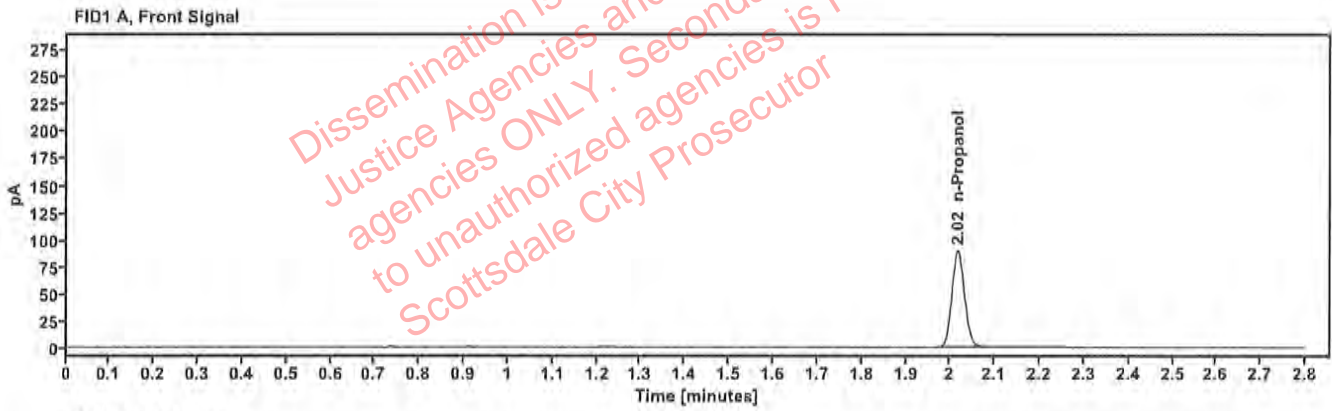


Table 1: FID 1 A (column DB-ALC1)

Compound	Amount (g/100mL)	Time (min)	Peak Area
n-Propanol	---	2.017	178.300

Table 2: FID 2 B (column DB-ALC2)

Compound	Time (min)	Peak Area
n-Propanol	2.439	193.082

# Sequence Summary

Sequence name: 13Feb24      Instrument: US14173023 CN14160045      Analyst: Canonico *EC*

Vial	Sample	Description	Type	LIMS ID	Method
1	FN03122113	0.020 calibrator	Calibration		ethanol quant.M
2	FN03072301	0.100 calibrator	Calibration		ethanol quant.M
3	FN03132302	0.200 calibrator	Calibration		ethanol quant.M
4	FN03052102	0.400 calibrator	Calibration		ethanol quant.M
5	011823WB	Negative	Control		ethanol quant.M
6	050721MIX	Volatiles mix	Control		ethanol quant.M
7	30012020-A	0.400	Control		ethanol quant.M
8	14082019-B	0.040	Control		ethanol quant.M
9	4110320133/11	0.199	Control		ethanol quant.M
10	2401957-2		Sample		ethanol quant.M
11	2401957-2		Sample		ethanol quant.M
12	2402085-3		Sample		ethanol quant.M
13	2402085-3		Sample		ethanol quant.M
14	2402356-2		Sample		ethanol quant.M
15	2402356-2		Sample		ethanol quant.M
16	2401955-2		Sample		ethanol quant.M
17	2401955-2		Sample		ethanol quant.M
18	2402267-2		Sample		ethanol quant.M
19	2402267-2		Sample		ethanol quant.M
20	20012020-B	0.080	Control		ethanol quant.M
21	2401956-1		Sample		ethanol quant.M
22	2401956-1		Sample		ethanol quant.M
23	2402472-2		Sample		ethanol quant.M
24	2402472-2		Sample		ethanol quant.M
25	2401949-1		Sample		ethanol quant.M
26	2401949-1		Sample		ethanol quant.M
27	2402549-1		Sample		ethanol quant.M
28	2402549-1		Sample		ethanol quant.M
29	2402566-1		Sample		ethanol quant.M
30	2402566-1		Sample		ethanol quant.M
31	4110320133/11	0.199	Control		ethanol quant.M
32	2313791-1		Sample		ethanol quant.M
33	2313791-1		Sample		ethanol quant.M
34	2402642-1/2		Sample		ethanol quant.M
35	2402642-1/2		Sample		ethanol quant.M
36	2402701-2		Sample		ethanol quant.M
37	2402701-2		Sample		ethanol quant.M
38	2402704-1		Sample		ethanol quant.M
39	2402704-1		Sample		ethanol quant.M
40	2402647-1		Sample		ethanol quant.M
41	2402647-1		Sample		ethanol quant.M
42	20012020-B	0.080	Control		ethanol quant.M
43	431-01D.K.		Sample		ethanol quant.M
44	431-01D.K.		Sample		ethanol quant.M
45	2402551-2		Sample		ethanol quant.M
46	2402551-2		Sample		ethanol quant.M
47	2402784-2		Sample		ethanol quant.M

Dissemination is restricted to Criminal Justice Agencies and authorized agencies ONLY. Secondary dissemination to unauthorized agencies is PROHIBITED. Scottsdale City Prosecutor

# Sequence Summary

ee

48	2402784-2		Sample		ethanol quant.M
49	2402622-2		Sample		ethanol quant.M
50	2402622-2		Sample		ethanol quant.M
51	2402947-2		Sample		ethanol quant.M
52	2402947-2		Sample		ethanol quant.M
53	30012020-A	0.400	Control		ethanol quant.M
54	14082019-B	0.040	Control		ethanol quant.M
55	4110320133/11	0.199	Control		ethanol quant.M
56	010524AQ	Negative	Control		ethanol quant.M

Dissemination is restricted to Criminal Justice Agencies and authorized agencies ONLY. Secondary dissemination to unauthorized agencies is PROHIBITED. Scottsdale City Prosecutor



# Scottsdale Police Department Crime Laboratory Summary of Cases

SEQUENCE NAME: 13Feb24

ANALYST: Canonico *ec*

Vials	Test 1 (g/dL)	Test 2 (g/dL)	Mean (g/dL)	Percent Difference*	Absolute Difference (g/dL)*
10 11	0.1232	0.1223	0.12275	0.37	0.00045
12 13	0.2243	0.2249	0.22460	0.13	0.00030
14 15	0.2015	0.2003	0.20090	0.30	0.00060
16 17	0.1425	0.1451	0.14380	0.90	0.00130
18 19	0.2067	0.2069	0.20680	0.05	0.00010
21 22	0.2292	0.2295	0.22935	0.07	0.00015
23 24	0.1144	0.1143	0.11435	0.04	0.00005
25 26	0.2628	0.2623	0.26255	0.10	0.00025
27 28	0.1978	0.1949	0.19635	0.74	0.00145
29 30	0.2344	0.2338	0.23410	0.13	0.00030
32 33	0.0547	0.0542	0.05445	0.46	0.00025
34 35	0.2728	0.2732	0.27300	0.07	0.00020
36 37	0.2654	0.2672	0.26630	0.34	0.00090
38 39	0.1642	0.1649	0.16455	0.21	0.00035
40 41	0.1412	0.1405	0.14085	0.25	0.00035
43 44	0.2340	0.2351	0.23455	0.23	0.00055
45 46	0.2066	0.2044	0.20550	0.54	0.00110
47 48	0.2522	0.2572	0.25470	0.98	0.00250
49 50	0.2278	0.2275	0.22765	0.07	0.00015
51 52	0.2590	0.2550	0.25700	0.78	0.00200

\*Calculated differences are differences from the mean of the two results.



### Scottsdale Police Department Crime Lab Volatiles Analysis

Sample:	2401957-2	Vial:	10
Description:	[REDACTED]	LIMS ID:	[REDACTED]
Method:	ethanol quant.M	Sequence:	13Feb24
Instrument:	US14173023 CN14160045	Injection date:	2/13/2024 12:09:10 PM
Data file:	C:\Chem32\1\Data\13Feb24\10.D	Analyst:	Canonico

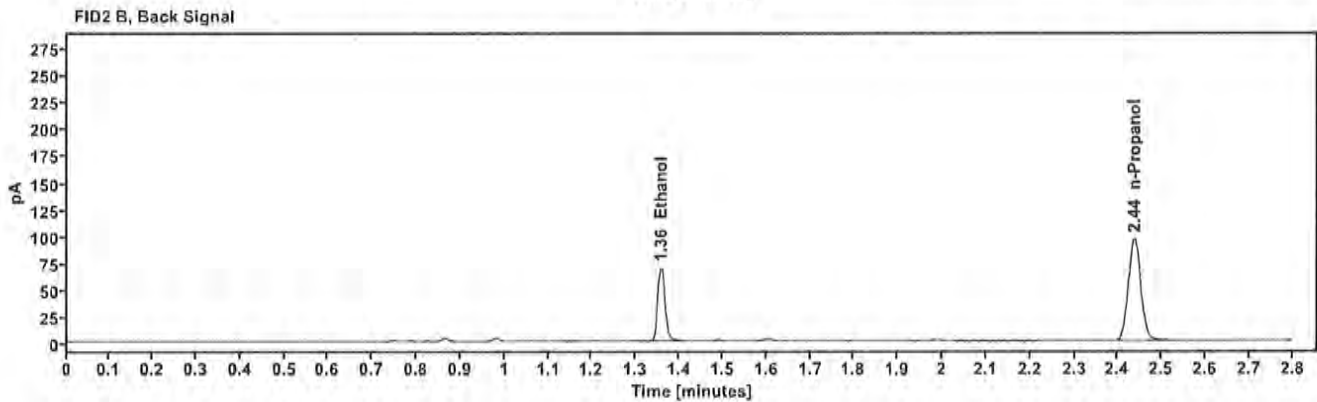
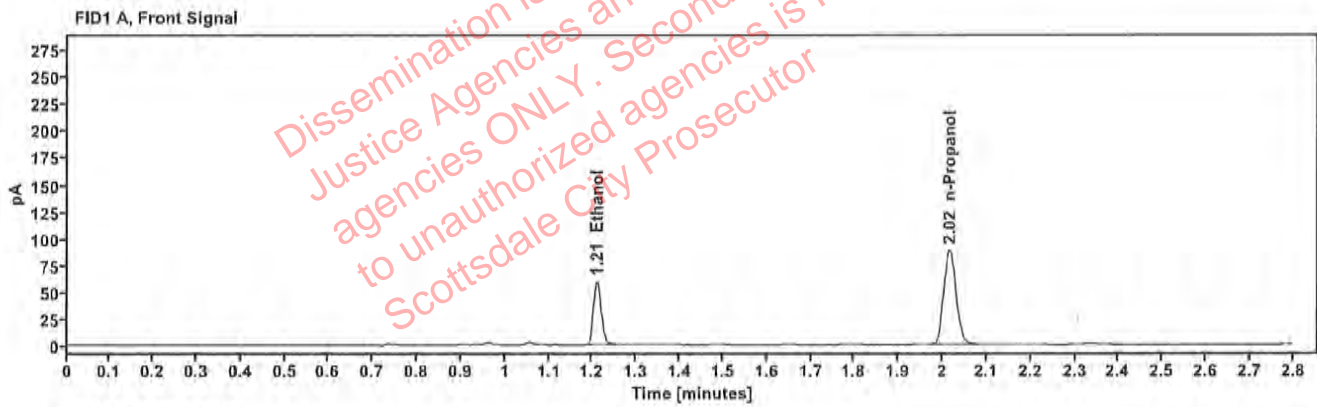


Table 1: FID 1 A (column DB-ALC1)

Compound	Amount (g/100mL)	Time (min)	Peak Area
>Ethanol	0.1232	1.210	75.679
n-Propanol	—	2.016	176.544

Table 2: FID 2 B (column DB-ALC2)

Compound	Time (min)	Peak Area
Ethanol	1.357	83.048
n-Propanol	2.437	190.773



### Scottsdale Police Department Crime Lab Volatiles Analysis

Sample:	2401957-2	Vial:	11
Description:	[REDACTED]	LIMS ID:	[REDACTED]
Method:	ethanol quant.M	Sequence:	13Feb24
Instrument:	US14173023 CN14160045	Injection date:	2/13/2024 12:13:09 PM
Data file:	C:\Chem32\1\Data\13Feb24\11.D	Analyst:	Canonico

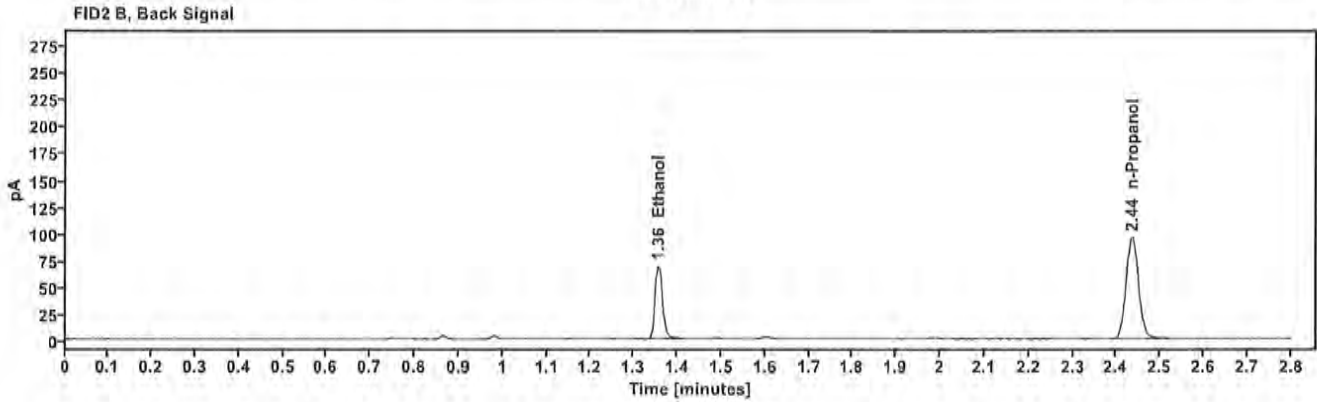
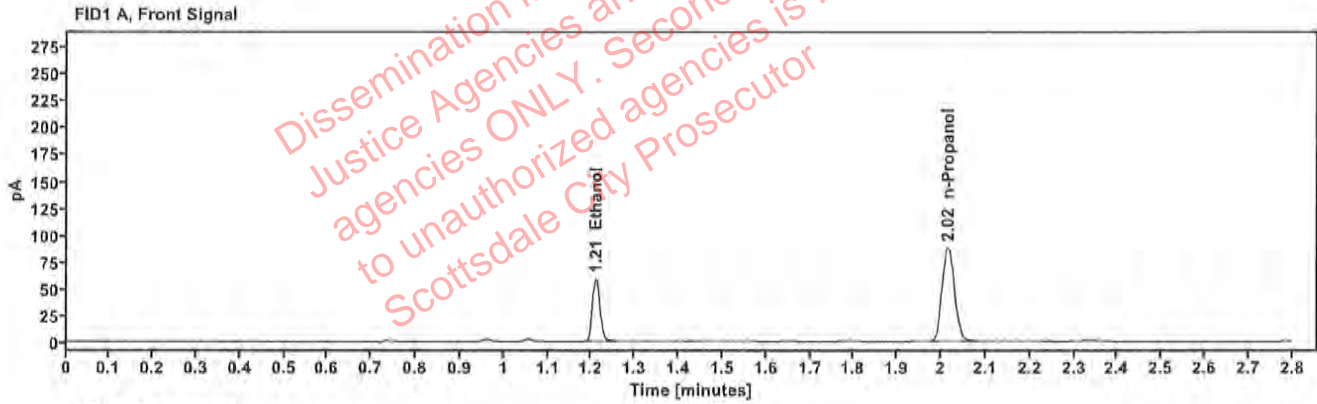


Table 1: FID 1 A (column DB-ALC1)

Compound	Amount (g/100mL)	Time (min)	Peak Area
>Ethanol	0.1223	1.209	74.966
n-Propanol	---	2.015	176.095

Table 2: FID 2 B (column DB-ALC2)

Compound	Time (min)	Peak Area
Ethanol	1.356	82.482
n-Propanol	2.436	190.118



### Scottsdale Police Department Crime Lab Volatiles Analysis

Sample:	2402085-3	Vial:	12
Description:	[REDACTED]	LIMS ID:	[REDACTED]
Method:	ethanol quant.M	Sequence:	13Feb24
Instrument:	US14173023 CN14160045	Injection date:	2/13/2024 12:17:10 PM
Data file:	C:\Chem32\1\Data\13Feb24\12.D	Analyst:	Canonico

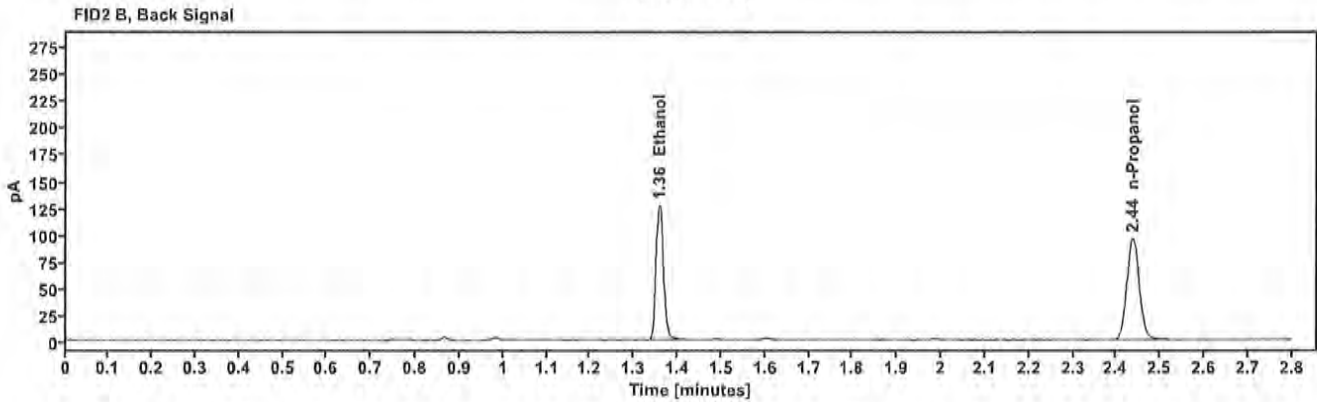
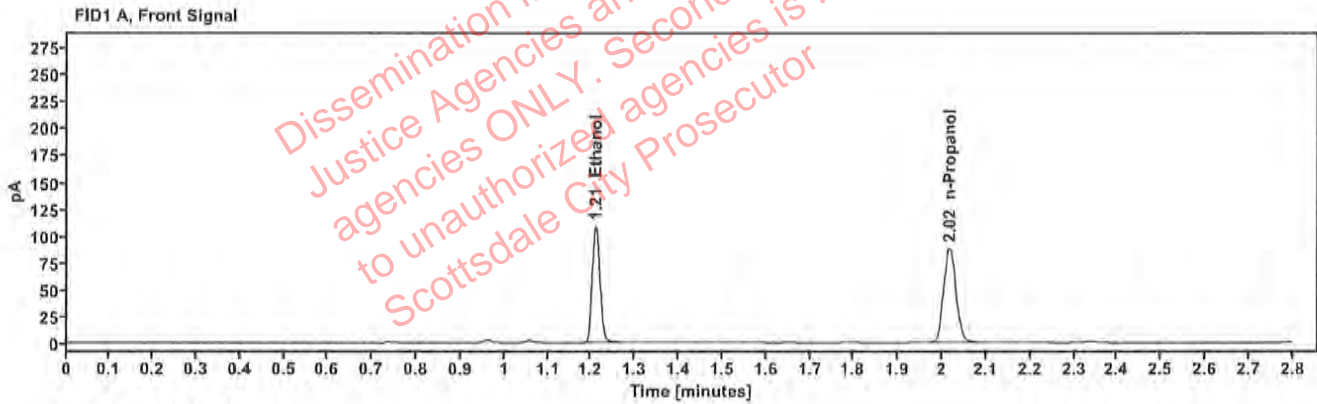


Table 1: FID 1 A (column DB-ALC1)

Compound	Amount (g/100mL)	Time (min)	Peak Area
>Ethanol	0.2243	1.210	137.736
n-Propanol	-----	2.016	175.818

Table 2: FID 2 B (column DB-ALC2)

Compound	Time (min)	Peak Area
Ethanol	1.358	151.575
n-Propanol	2.437	189.893

### Scottsdale Police Department Crime Lab Volatiles Analysis

Sample:	2402085-3	Vial:	13
Description:	[REDACTED]	LIMS ID:	[REDACTED]
Method:	ethanol quant.M	Sequence:	13Feb24
Instrument:	US14173023 CN14160045	Injection date:	2/13/2024 12:21:25 PM
Data file:	C:\Chem32\1\Data\13Feb24\13.D	Analyst:	Canonico

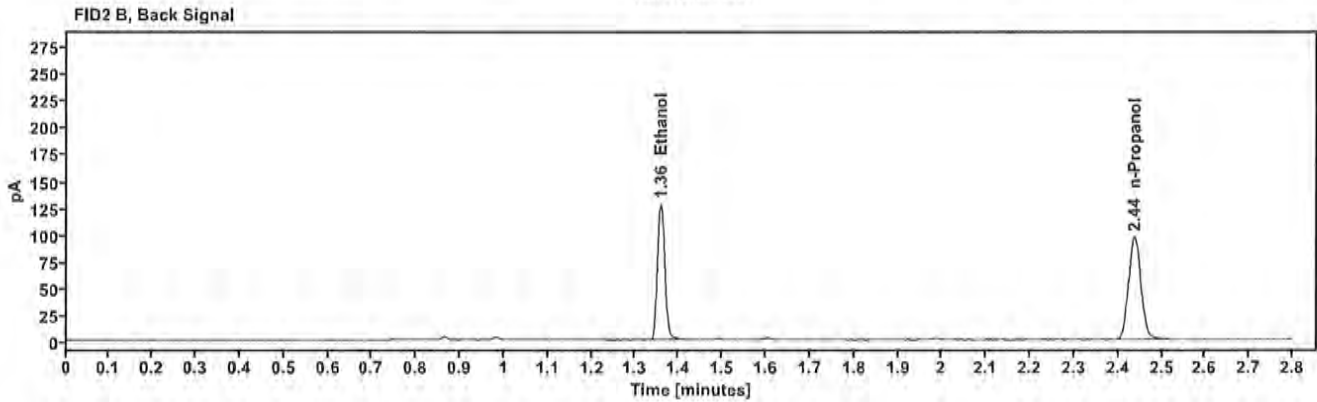
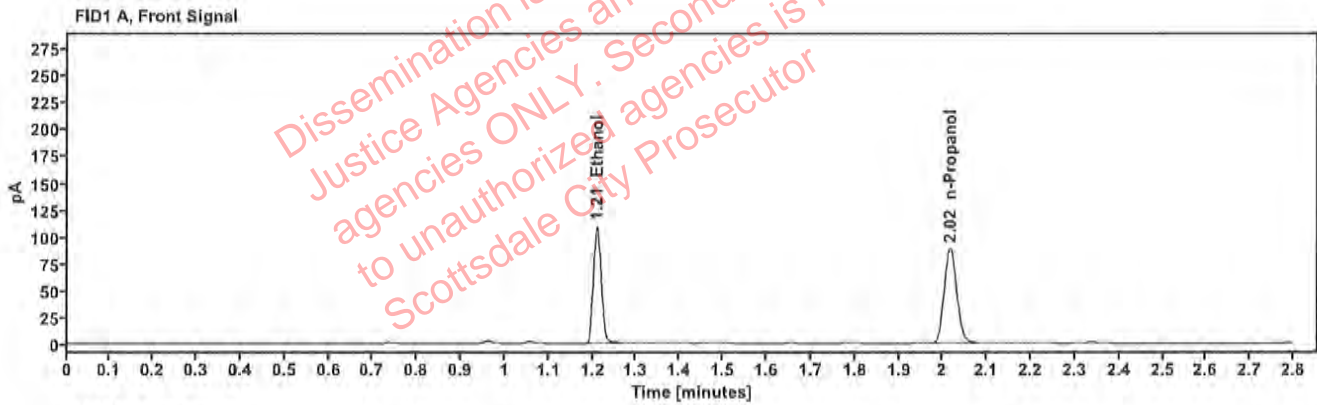


Table 1: FID 1 A (column DB-ALC1)

Compound	Amount (g/100mL)	Time (min)	Peak Area
>Ethanol	0.2249	1.210	138.883
n-Propanol	---	2.016	176.783

Table 2: FID 2 B (column DB-ALC2)

Compound	Time (min)	Peak Area
Ethanol	1.358	152.512
n-Propanol	2.437	190.720

### Scottsdale Police Department Crime Lab Volatiles Analysis

Sample:	2402356-2	Vial:	14
Description:	[REDACTED]	LIMS ID:	[REDACTED]
Method:	ethanol quant.M	Sequence:	13Feb24
Instrument:	US14173023 CN14160045	Injection date:	2/13/2024 12:25:24 PM
Data file:	C:\Chem32\1\Data\13Feb24\14.D	Analyst:	Canonico

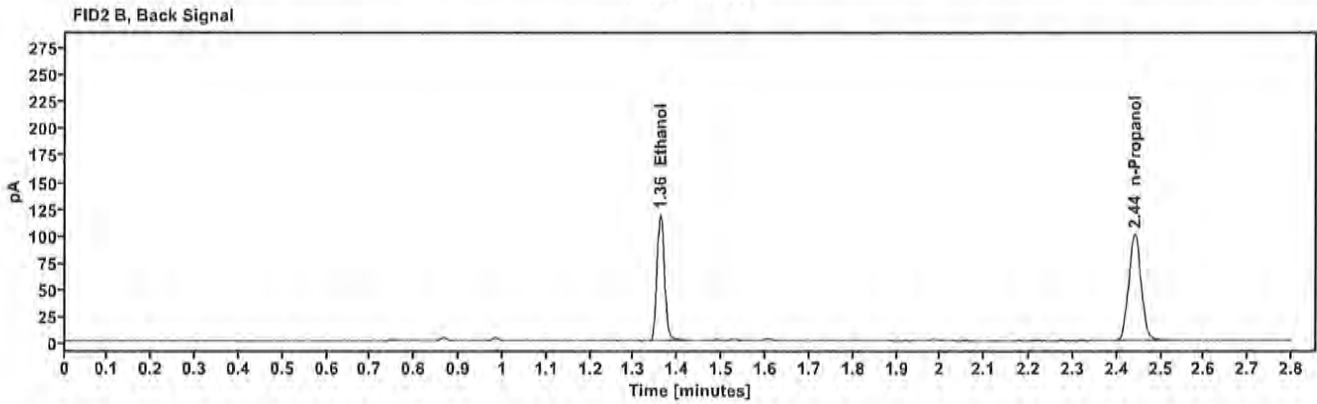
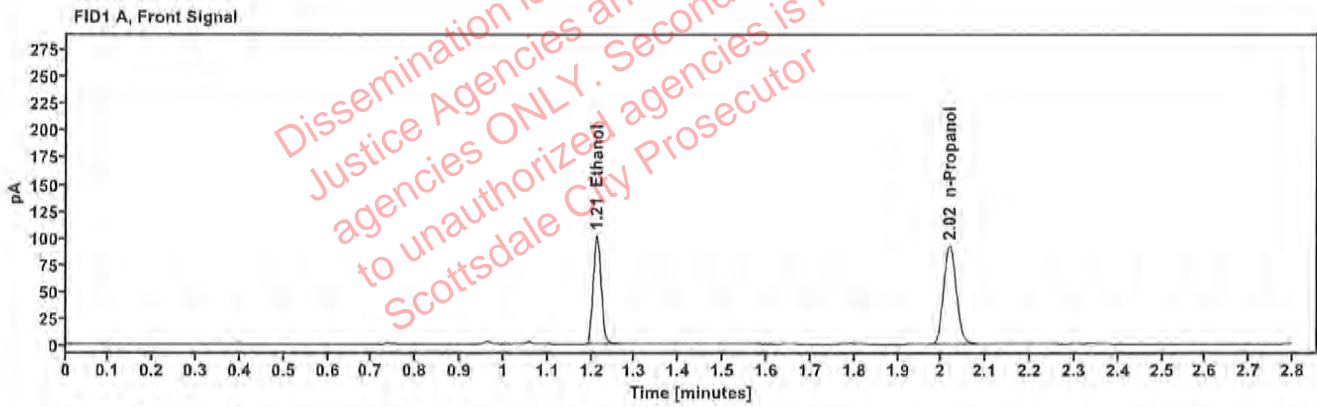


Table 1: FID 1 A (column DB-ALC1)

Compound	Amount (g/100mL)	Time (min)	Peak Area
>Ethanol	0.2015	1.212	129.391
n-Propanol	—	2.018	183.945

Table 2: FID 2 B (column DB-ALC2)

Compound	Time (min)	Peak Area
Ethanol	1.361	142.369
n-Propanol	2.440	197.928

### Scottsdale Police Department Crime Lab Volatiles Analysis

Sample:	2402356-2	Vial:	15
Description:	[REDACTED]	LIMS ID:	[REDACTED]
Method:	ethanol quant.M	Sequence:	13Feb24
Instrument:	US14173023 CN14160045	Injection date:	2/13/2024 12:29:25 PM
Data file:	C:\Chem32\1\Data\13Feb24\15.D	Analyst:	Canonico

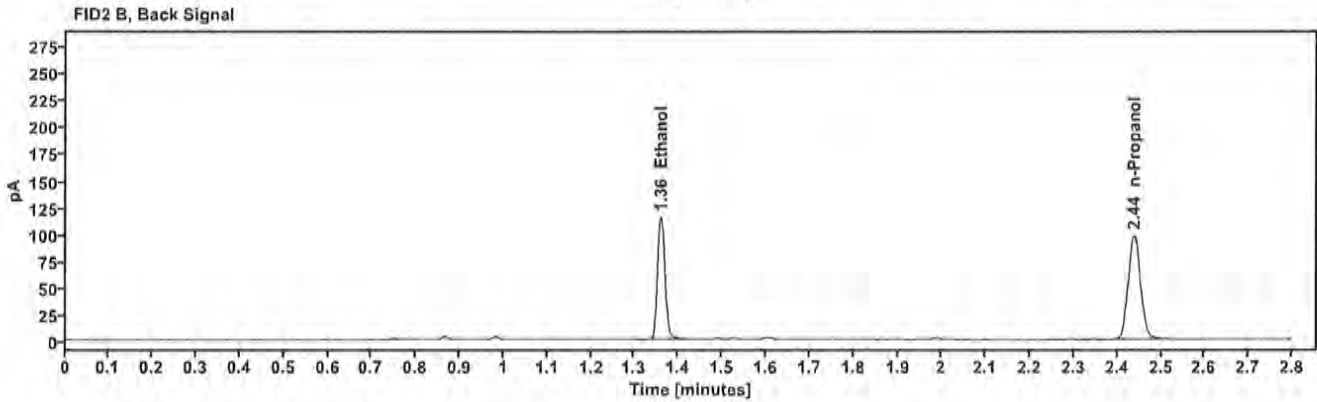
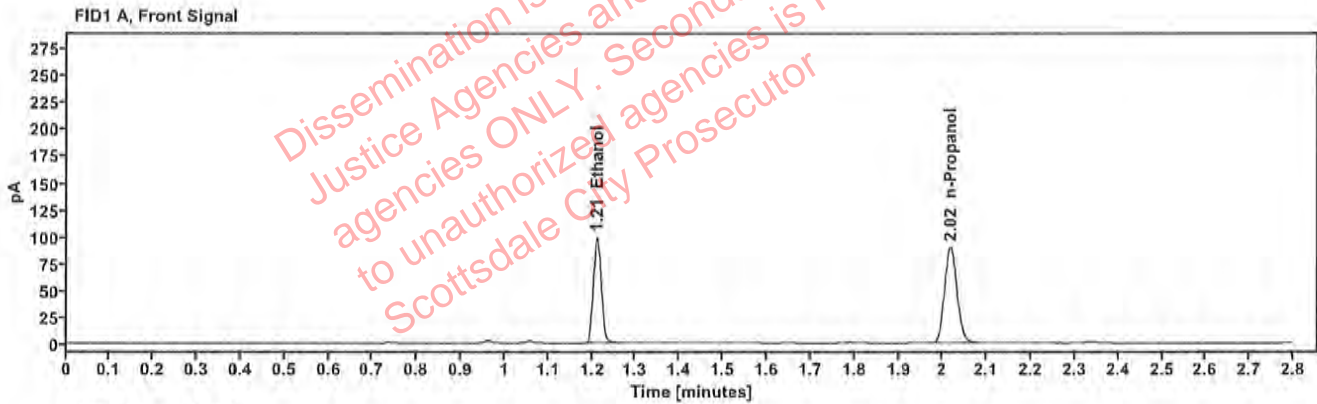


Table 1: FID 1 A (column DB-ALC1)

Compound	Amount (g/100mL)	Time (min)	Peak Area
>Ethanol	0.2003	1.211	125.606
n-Propanol	-----	2.017	179.662

Table 2: FID 2 B (column DB-ALC2)

Compound	Time (min)	Peak Area
Ethanol	1.359	138.291
n-Propanol	2.439	193.285



### Scottsdale Police Department Crime Lab Volatiles Analysis

Sample:	2401955-2	Vial:	16
Description:	[REDACTED]	LIMS ID:	[REDACTED]
Method:	ethanol quant.M	Sequence:	13Feb24
Instrument:	US14173023 CN14160045	Injection date:	2/13/2024 12:33:25 PM
Data file:	C:\Chem32\1\Data\13Feb24\16.D	Analyst:	Canonico

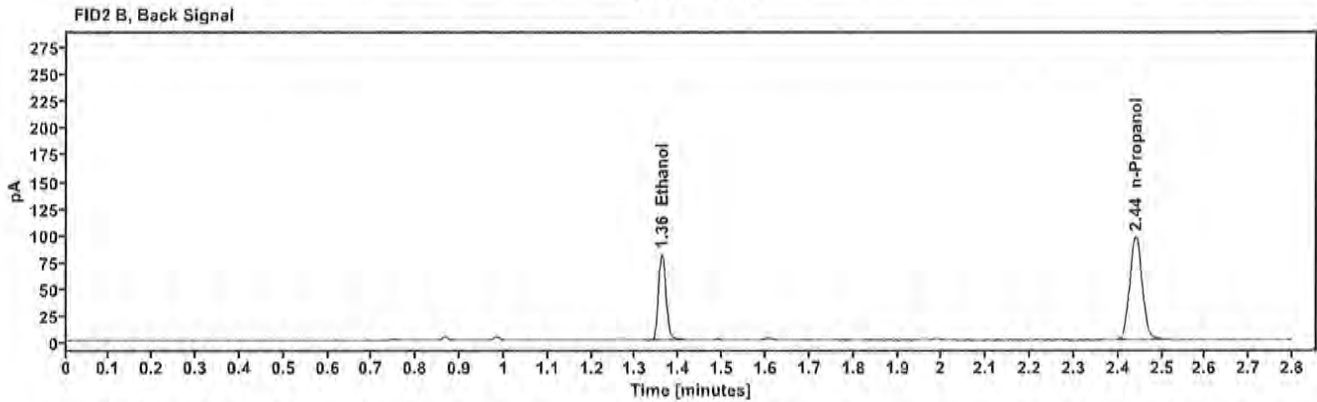
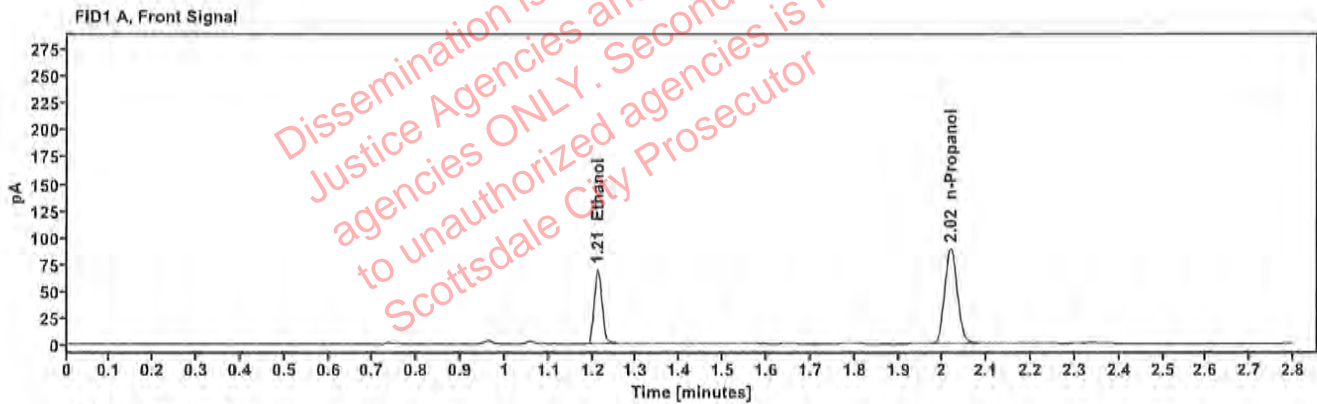


Table 1: FID 1 A (column DB-ALC1)

Compound	Amount (g/100mL)	Time (min)	Peak Area
>Ethanol	0.1425	1.212	88.633
n-Propanol	---	2.018	178.548

Table 2: FID 2 B (column DB-ALC2)

Compound	Time (min)	Peak Area
Ethanol	1.360	97.520
n-Propanol	2.440	192.594

### Scottsdale Police Department Crime Lab Volatiles Analysis

Sample:	2401955-2	Vial:	17
Description:	[REDACTED]	LIMS ID:	[REDACTED]
Method:	ethanol quant.M	Sequence:	13Feb24
Instrument:	US14173023 CN14160045	Injection date:	2/13/2024 12:37:25 PM
Data file:	C:\Chem32\1\Data\13Feb24\17.D	Analyst:	Canonico

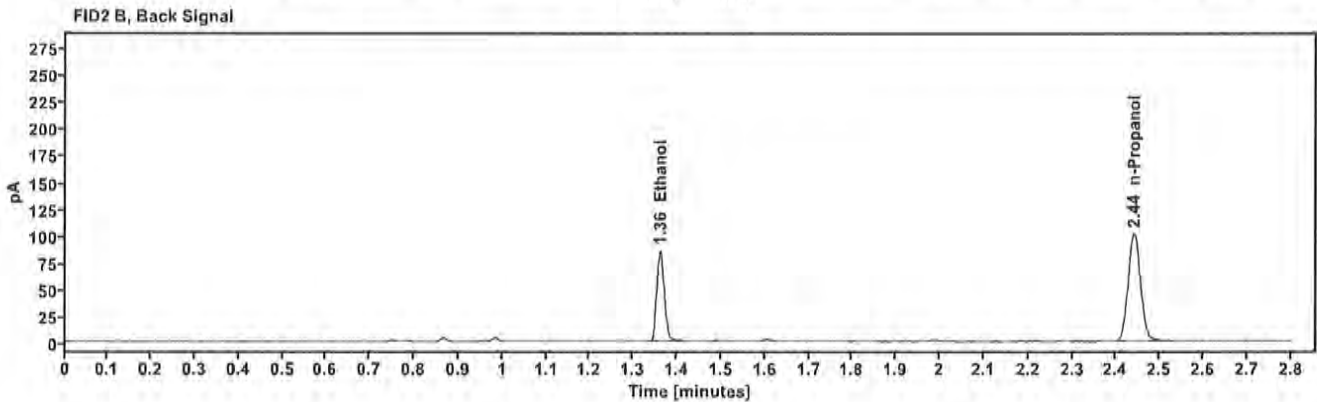
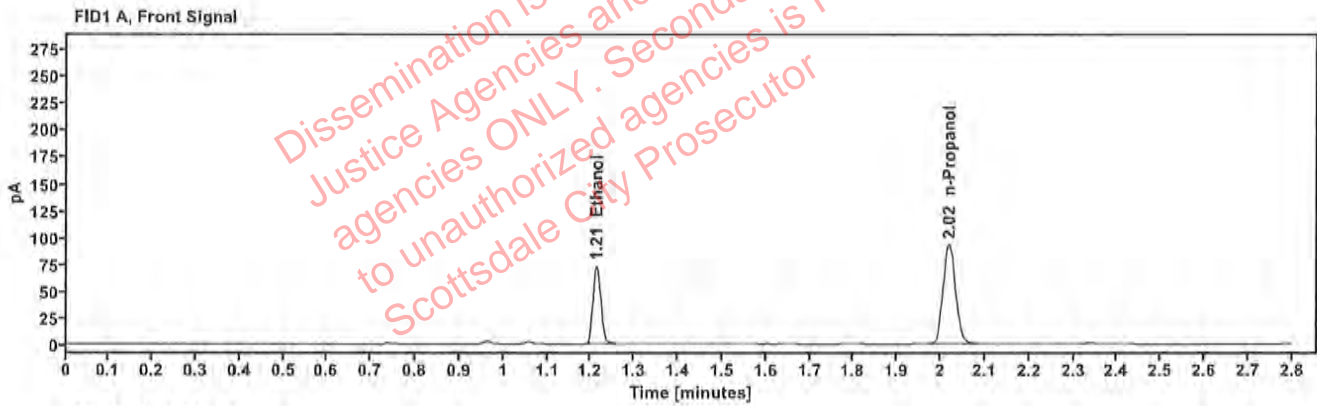


Table 1: FID 1 A (column DB-ALC1)

Compound	Amount (g/100mL)	Time (min)	Peak Area
>Ethanol	0.1451	1.212	93.589
n-Propanol	—	2.019	185.088

Table 2: FID 2 B (column DB-ALC2)

Compound	Time (min)	Peak Area
Ethanol	1.361	102.812
n-Propanol	2.441	201.352

### Scottsdale Police Department Crime Lab Volatiles Analysis

Sample:	2402267-2	Vial:	18
Description:	[REDACTED]	LIMS ID:	[REDACTED]
Method:	ethanol quant.M	Sequence:	13Feb24
Instrument:	US14173023 CN14160045	Injection date:	2/13/2024 12:41:25 PM
Data file:	C:\Chem32\1\Data\13Feb24\18.D	Analyst:	Canonico

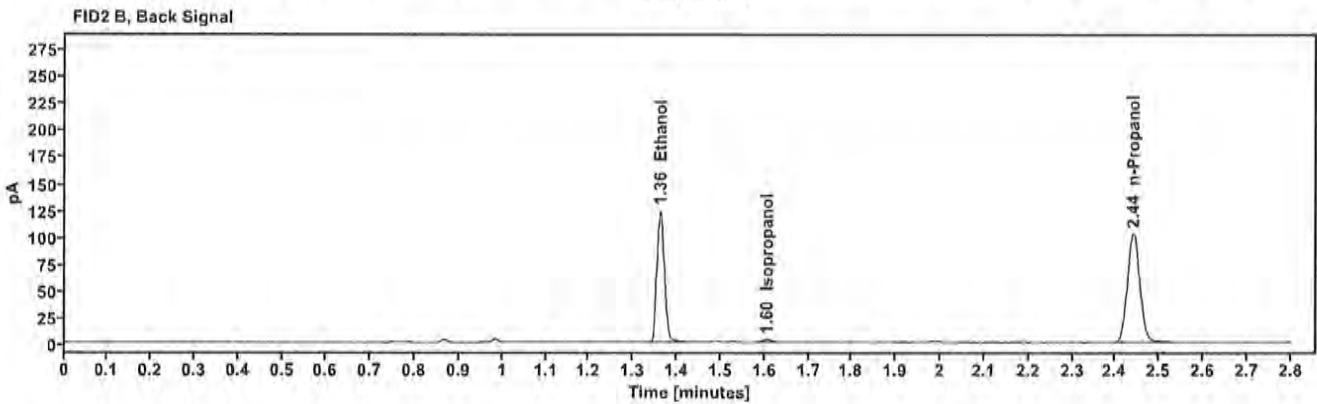
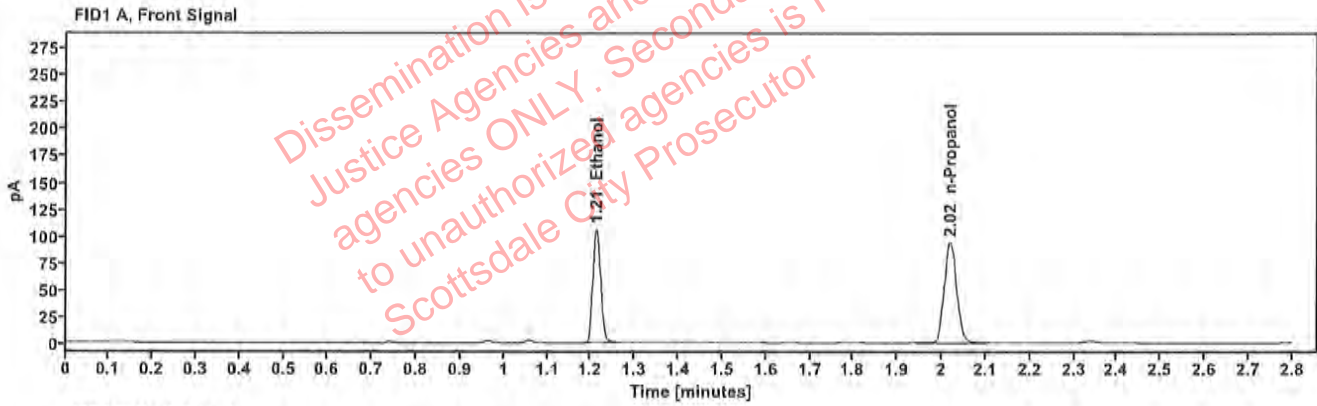


Table 1: FID 1 A (column DB-ALC1)

Compound	Amount (g/100mL)	Time (min)	Peak Area
>Ethanol	0.2067	1.212	135.891
n-Propanol	---	2.019	188.300

Table 2: FID 2 B (column DB-ALC2)

Compound	Time (min)	Peak Area
Ethanol	1.361	149.626
Isopropanol	1.605	3.777
n-Propanol	2.441	203.197

### Scottsdale Police Department Crime Lab Volatiles Analysis

Sample:	2402267-2	Vial:	19
Description:	[REDACTED]	LIMS ID:	[REDACTED]
Method:	ethanol quant.M	Sequence:	13Feb24
Instrument:	US14173023 CN14160045	Injection date:	2/13/2024 12:45:40 PM
Data file:	C:\Chem32\1\Data\13Feb24\19.D	Analyst:	Canonico

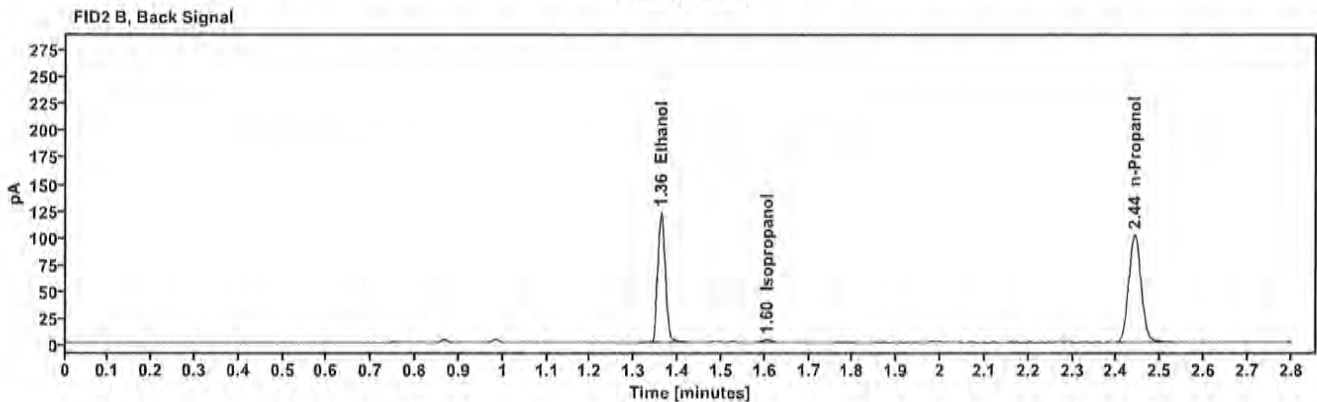
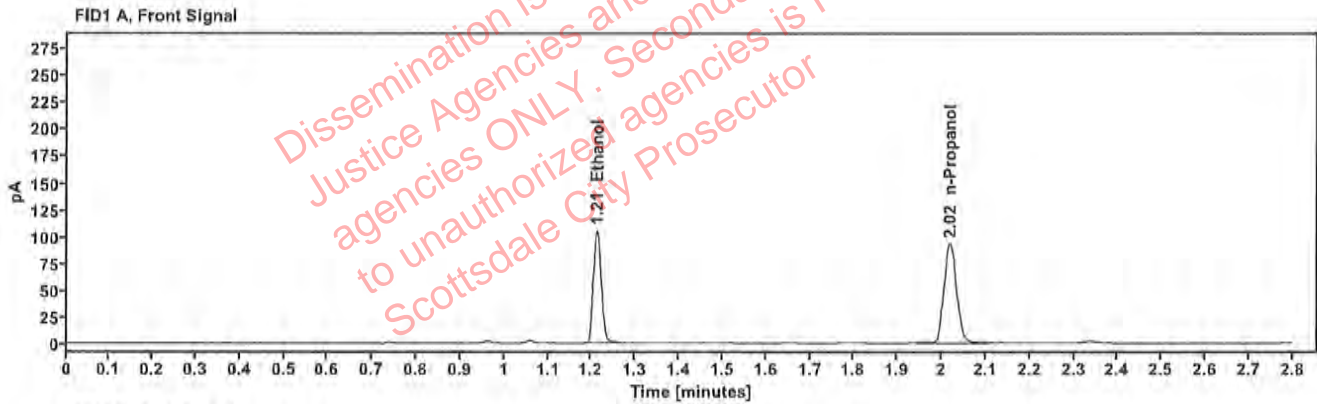


Table 1: FID 1 A (column DB-ALC1)

Compound	Amount (g/100mL)	Time (min)	Peak Area
>Ethanol	0.2069	1.212	134.800
n-Propanol	---	2.019	186.582

Table 2: FID 2 B (column DB-ALC2)

Compound	Time (min)	Peak Area
Ethanol	1.361	147.869
Isopropanol	1.605	3.881
n-Propanol	2.441	200.729



### Scottsdale Police Department Crime Lab Volatiles Analysis

Sample:	2401956-1	Vial:	21
Description:	[REDACTED]	LIMS ID:	[REDACTED]
Method:	ethanol quant.M	Sequence:	13Feb24
Instrument:	US14173023 CN14160045	Injection date:	2/13/2024 12:53:40 PM
Data file:	C:\Chem32\1\Data\13Feb24\21.D	Analyst:	Canonico

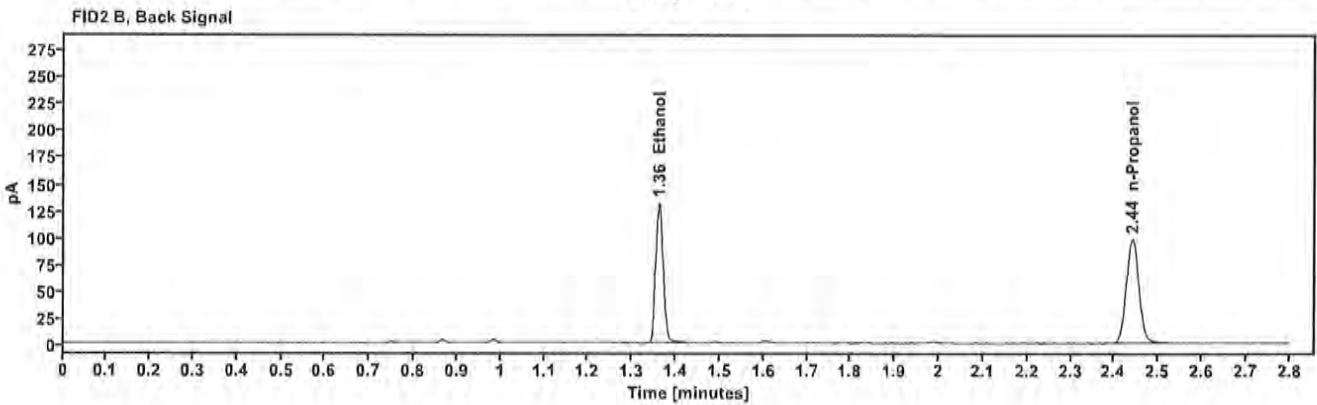
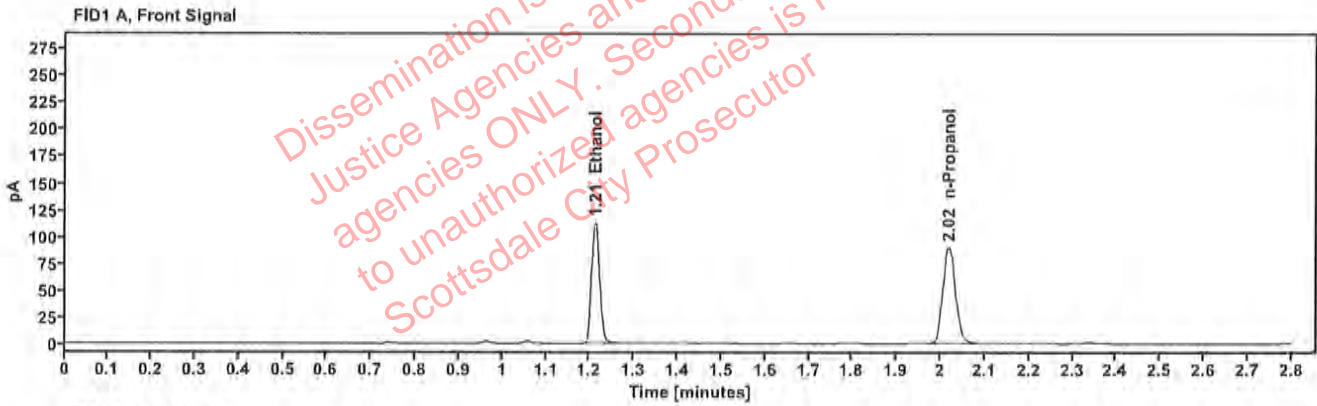


Table 1: FID 1 A (column DB-ALC1)

Compound	Amount (g/100mL)	Time (min)	Peak Area
>Ethanol	0.2292	1.212	144.352
n-Propanol	-----	2.018	180.310

Table 2: FID 2 B (column DB-ALC2)

Compound	Time (min)	Peak Area
Ethanol	1.361	158.770
n-Propanol	2.440	194.453

### Scottsdale Police Department Crime Lab Volatiles Analysis

Sample:	2401956-1	Vial:	22
Description:	[REDACTED]	LIMS ID:	[REDACTED]
Method:	ethanol quant.M	Sequence:	13Feb24
Instrument:	US14173023 CN14160045	Injection date:	2/13/2024 12:57:40 PM
Data file:	C:\Chem32\1\Data\13Feb24\22.D	Analyst:	Canonico

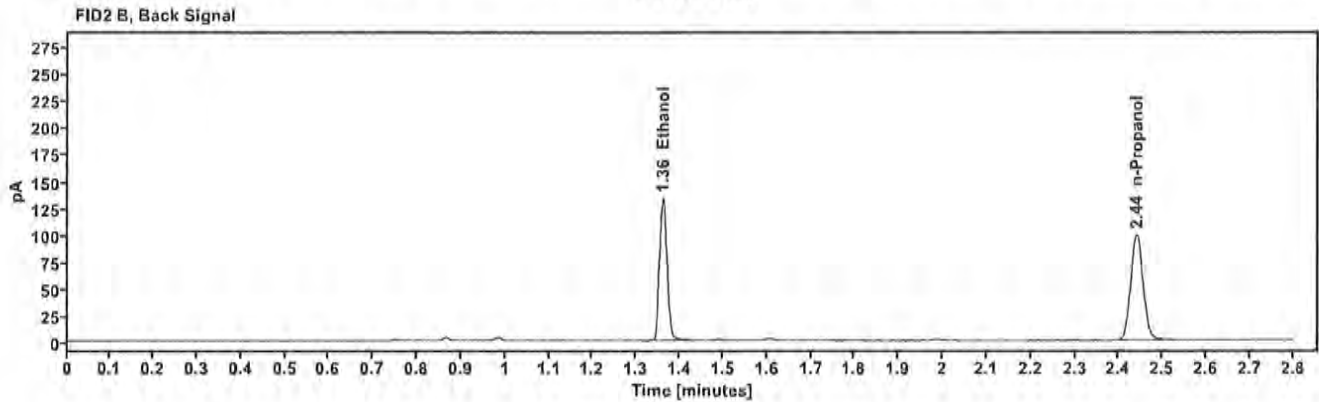
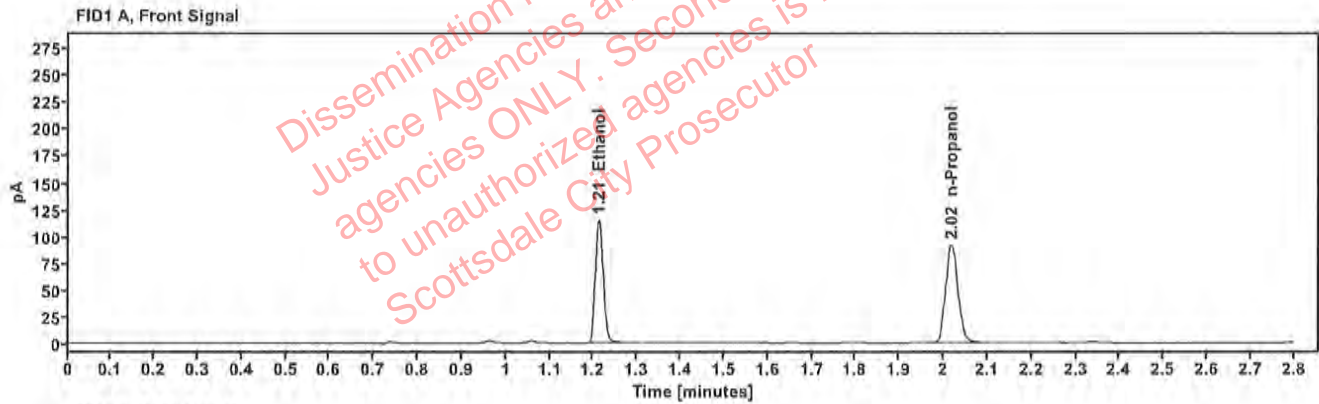


Table 1: FID 1 A (column DB-ALC1)

Compound	Amount (g/100mL)	Time (min)	Peak Area
>Ethanol	0.2295	1.212	146.888
n-Propanol	---	2.018	183.263

Table 2: FID 2 B (column DB-ALC2)

Compound	Time (min)	Peak Area
Ethanol	1.361	161.525
n-Propanol	2.440	197.555

### Scottsdale Police Department Crime Lab Volatiles Analysis

Sample:	2402472-2	Vial:	23
Description:	[REDACTED]	LIMS ID:	[REDACTED]
Method:	ethanol quant.M	Sequence:	13Feb24
Instrument:	US14173023 CN14160045	Injection date:	2/13/2024 1:01:40 PM
Data file:	C:\Chem32\1\Data\13Feb24\23.D	Analyst:	Canonico

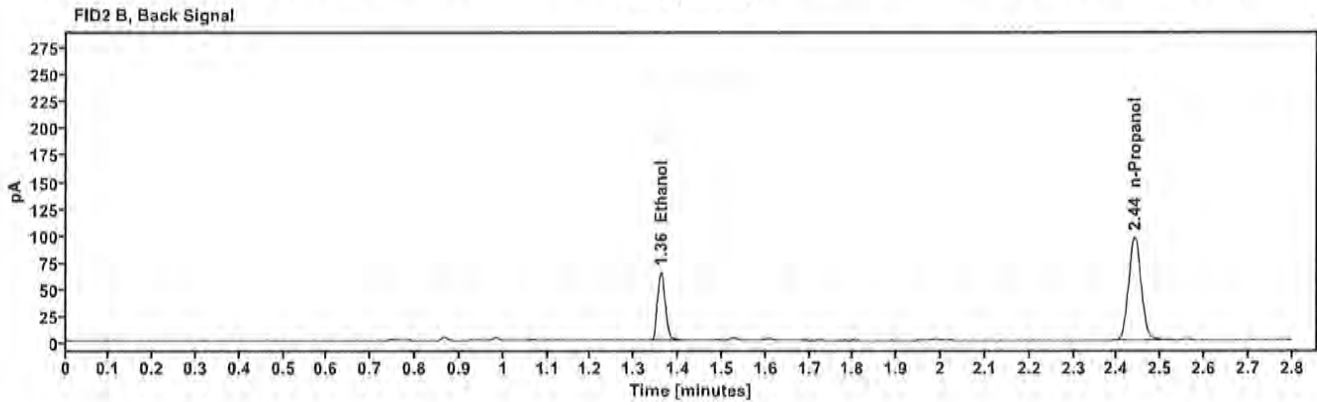
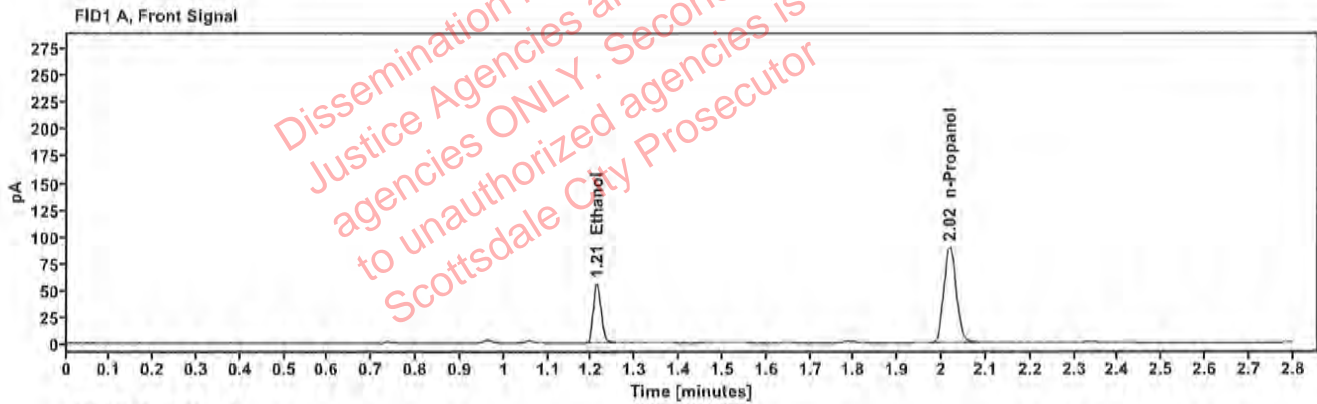


Table 1: FID 1 A (column DB-ALC1)

Compound	Amount (g/100mL)	Time (min)	Peak Area
>Ethanol	0.1144	1.212	71.362
n-Propanol	—	2.018	179.348

Table 2: FID 2 B (column DB-ALC2)

Compound	Time (min)	Peak Area
Ethanol	1.360	78.489
n-Propanol	2.440	194.615

### Scottsdale Police Department Crime Lab Volatiles Analysis

Sample:	2402472-2	Vial:	24
Description:	██████████	LIMS ID:	██████████
Method:	ethanol quant.M	Sequence:	13Feb24
Instrument:	US14173023 CN14160045	Injection date:	2/13/2024 1:05:40 PM
Data file:	C:\Chem32\1\Data\13Feb24\24.D	Analyst:	Canonico

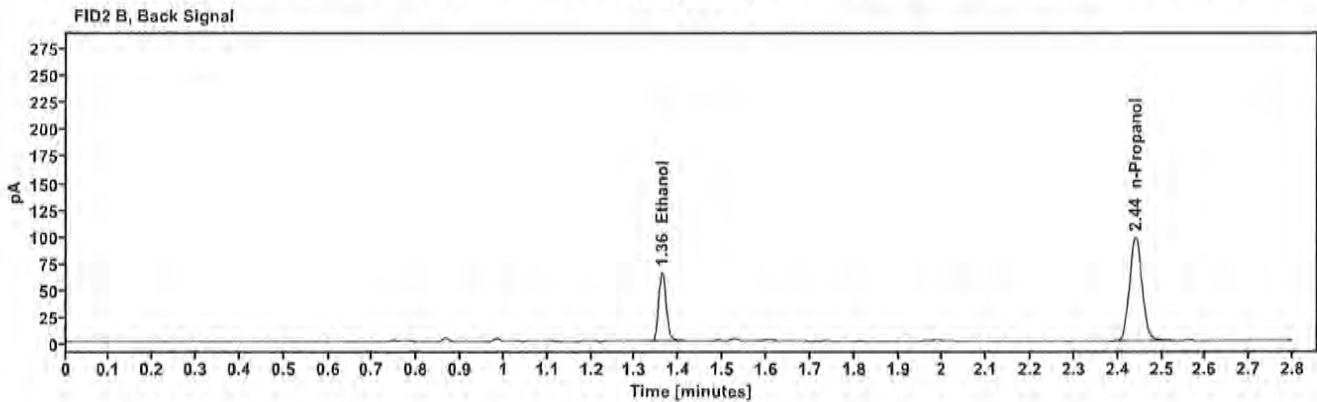
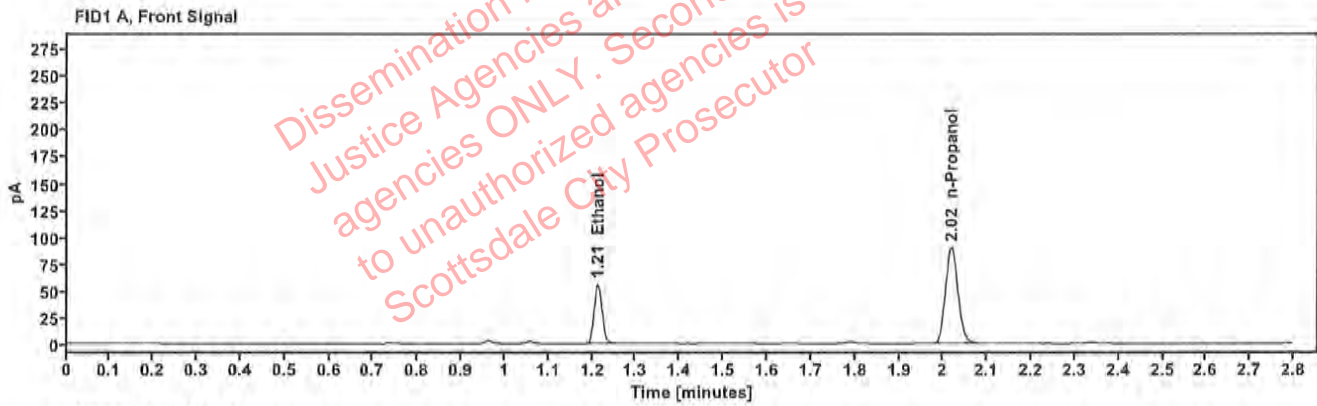


Table 1: FID 1 A (column DB-ALC1)

Compound	Amount (g/100mL)	Time (min)	Peak Area
>Ethanol	0.1143	1.212	71.655
n-Propanol	—	2.018	180.220

Table 2: FID 2 B (column DB-ALC2)

Compound	Time (min)	Peak Area
Ethanol	1.361	78.859
n-Propanol	2.440	195.517



### Scottsdale Police Department Crime Lab Volatiles Analysis

Sample:	2401949-1	Vial:	25
Description:	[REDACTED]	LIMS ID:	[REDACTED]
Method:	ethanol quant.M	Sequence:	13Feb24
Instrument:	US14173023 CN14160045	Injection date:	2/13/2024 1:09:54 PM
Data file:	C:\Chem32\1\Data\13Feb24\25.D	Analyst:	Canonico

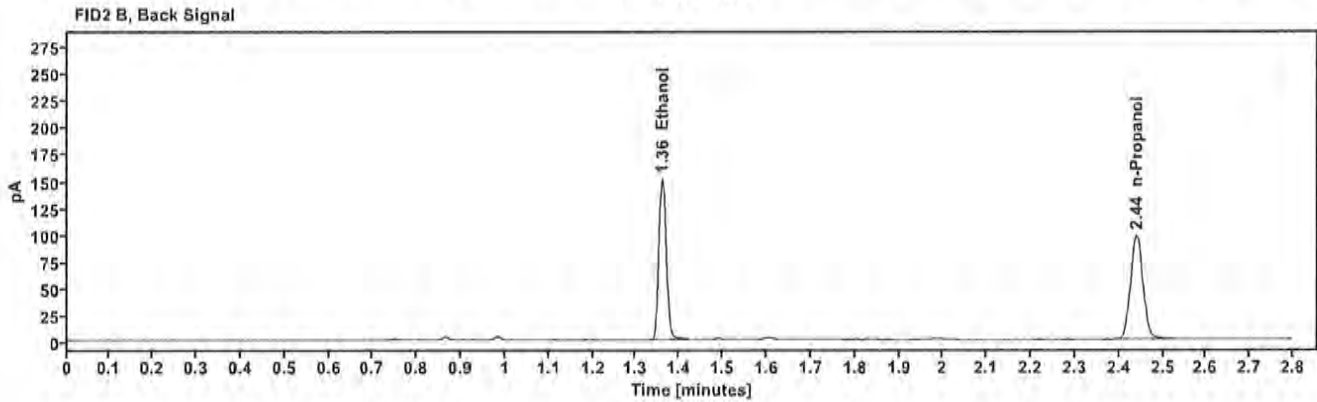
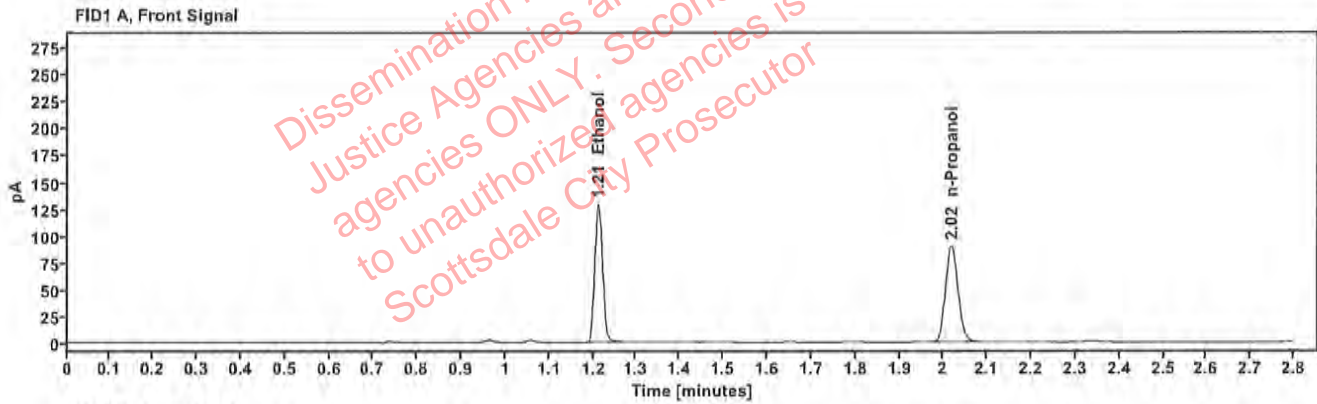


Table 1: FID 1 A (column DB-ALC1)

Compound	Amount (g/100mL)	Time (min)	Peak Area
>Ethanol	0.2628	1.211	165.451
n-Propanol	-----	2.018	180.146

Table 2: FID 2 B (column DB-ALC2)

Compound	Time (min)	Peak Area
Ethanol	1.360	181.881
n-Propanol	2.440	193.853

### Scottsdale Police Department Crime Lab Volatiles Analysis

Sample:	2401949-1	Vial:	26
Description:	[REDACTED]	LIMS ID:	[REDACTED]
Method:	ethanol quant.M	Sequence:	13Feb24
Instrument:	US14173023 CN14160045	Injection date:	2/13/2024 1:13:54 PM
Data file:	C:\Chem32\1\Data\13Feb24\26.D	Analyst:	Canonico

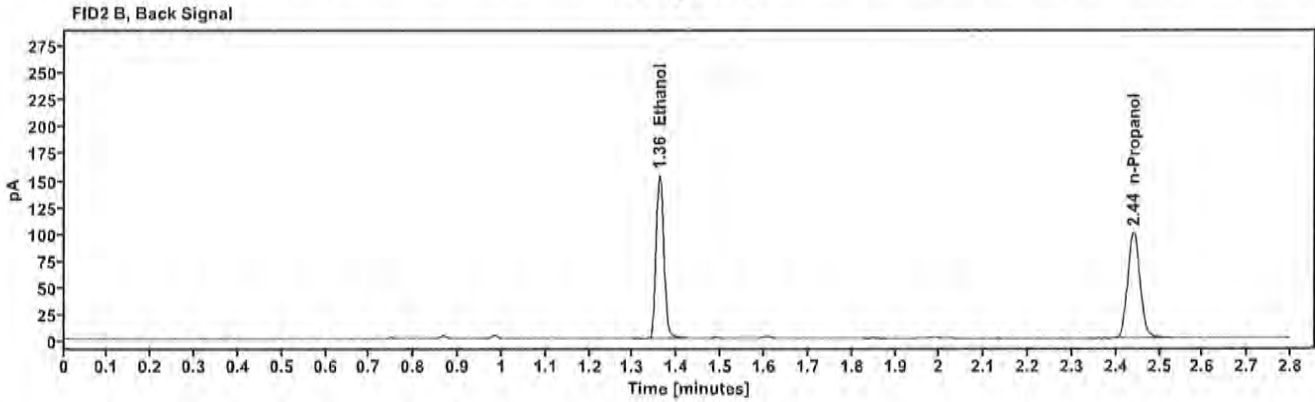
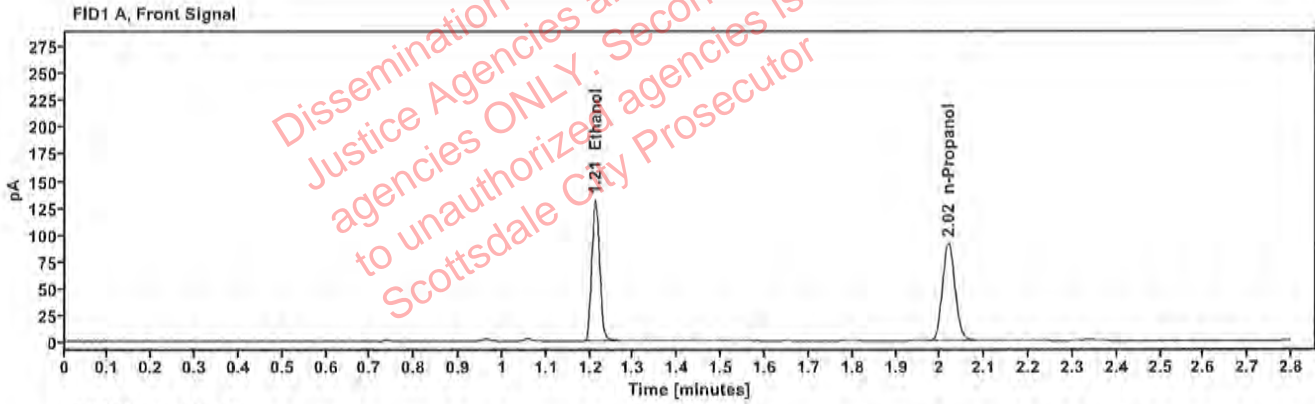


Table 1: FID 1 A (column DB-ALC1)

Compound	Amount (g/100mL)	Time (min)	Peak Area
>Ethanol	0.2623	1.212	168.134
n-Propanol	---	2.018	183.419

Table 2: FID 2 B (column DB-ALC2)

Compound	Time (min)	Peak Area
Ethanol	1.361	184.927
n-Propanol	2.440	197.431

## Scottsdale Police Department Crime Lab Volatiles Analysis

Sample:	2402549-1	Vial:	27
Description:	██████████	LIMS ID:	██████████
Method:	ethanol quant.M	Sequence:	13Feb24
Instrument:	US14173023 CN14160045	Injection date:	2/13/2024 1:17:54 PM
Data file:	C:\Chem32\1\Data\13Feb24\27.D	Analyst:	Canonico

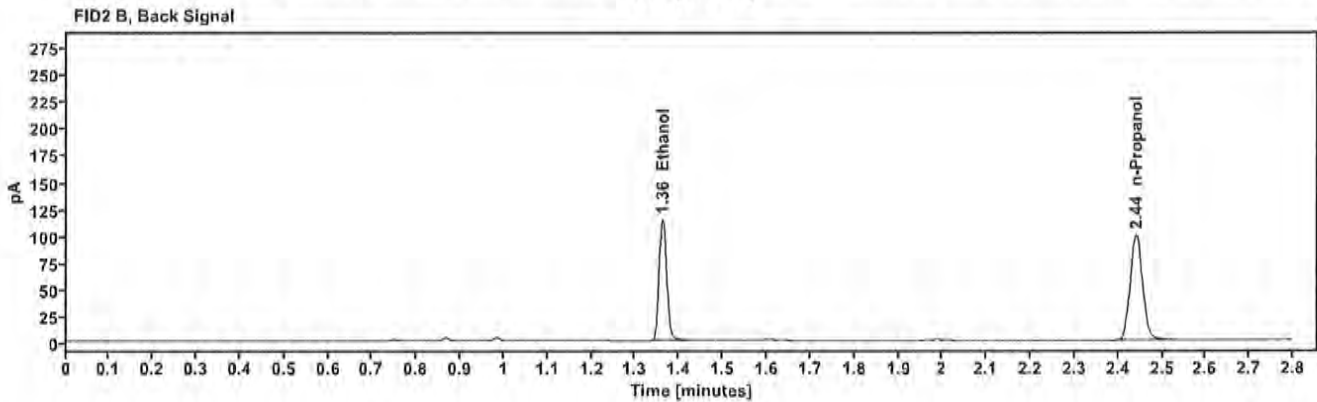
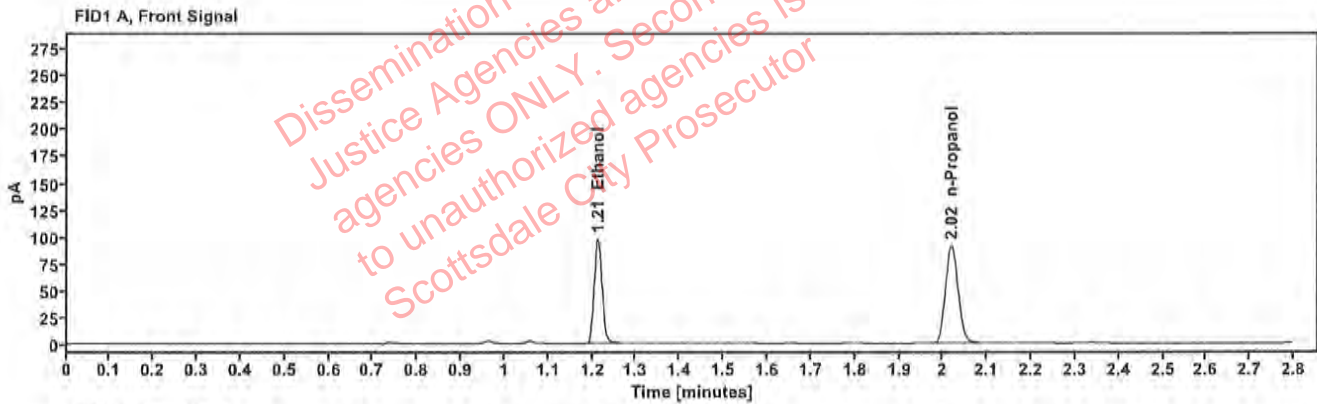


Table 1: FID 1 A (column DB-ALC1)

Compound	Amount (g/100mL)	Time (min)	Peak Area
>Ethanol	0.1978	1.212	125.299
n-Propanol	---	2.019	181.444

Table 2: FID 2 B (column DB-ALC2)

Compound	Time (min)	Peak Area
Ethanol	1.361	137.678
n-Propanol	2.441	196.616

### Scottsdale Police Department Crime Lab Volatiles Analysis

Sample:	2402549-1	Vial:	28
Description:	[REDACTED]	LIMS ID:	[REDACTED]
Method:	ethanol quant.M	Sequence:	13Feb24
Instrument:	US14173023 CN14160045	Injection date:	2/13/2024 1:21:54 PM
Data file:	C:\Chem32\1\Data\13Feb24\28.D	Analyst:	Canonico

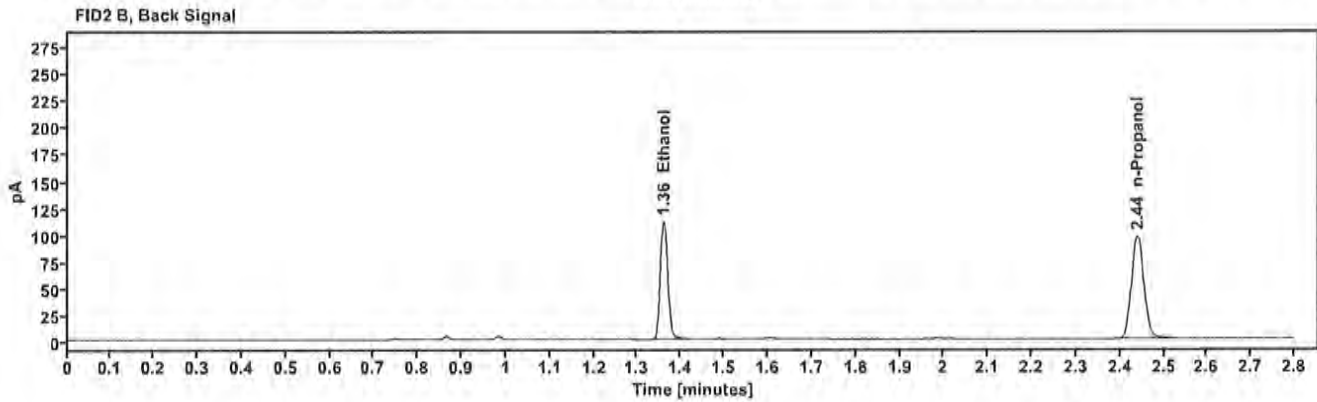
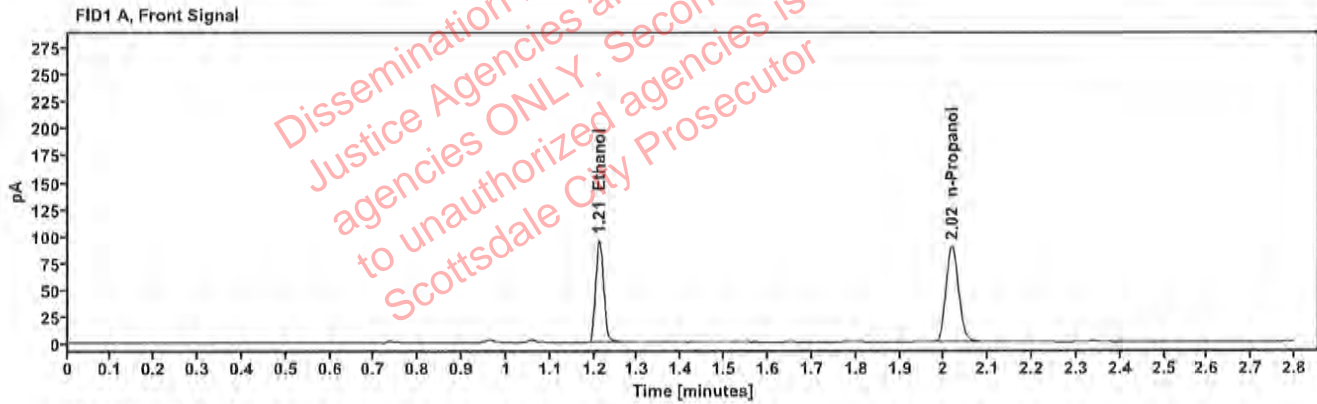


Table 1: FID 1 A (column DB-ALC1)

Compound	Amount (g/100mL)	Time (min)	Peak Area
>Ethanol	0.1949	1.211	122.246
n-Propanol	—	2.018	179.715

Table 2: FID 2 B (column DB-ALC2)

Compound	Time (min)	Peak Area
Ethanol	1.360	134.234
n-Propanol	2.440	193.248



: Canonico, Erika - (14-Feb-2024)

Case: [REDACTED] User: ecanonico 2/14/2024

### Scottsdale Police Department Crime Lab Volatiles Analysis

Sample:	2402566-1	Vial:	29
Description:	[REDACTED]	LIMS ID:	[REDACTED]
Method:	ethanol quant.M	Sequence:	13Feb24
Instrument:	US14173023 CN14160045	Injection date:	2/13/2024 1:25:55 PM
Data file:	C:\Chem32\1\Data\13Feb24\29.D	Analyst:	Canonico

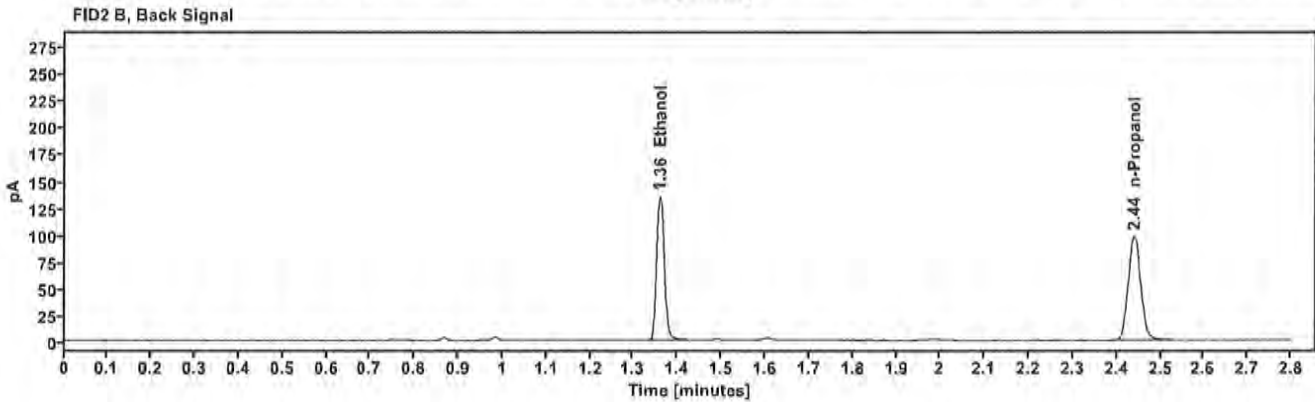
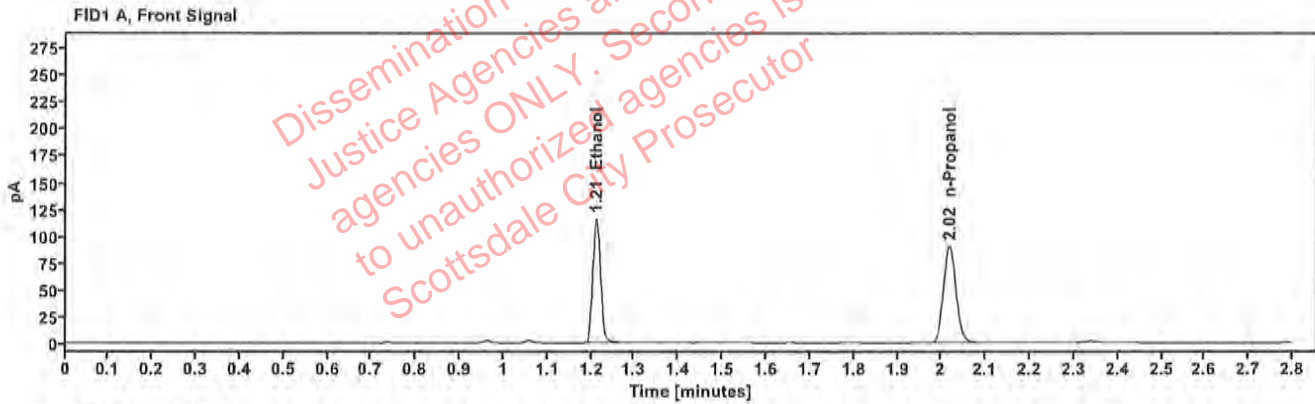


Table 1: FID 1 A (column DB-ALC1)

Compound	Amount (g/100mL)	Time (min)	Peak Area
>Ethanol	0.2344	1.212	148.142
n-Propanol	—	2.018	180.911

Table 2: FID 2 B (column DB-ALC2)

Compound	Time (min)	Peak Area
Ethanol	1.360	164.005
n-Propanol	2.440	195.341

### Scottsdale Police Department Crime Lab Volatiles Analysis

Sample:	2402566-1	Vial:	30
Description:	[REDACTED]	LIMS ID:	[REDACTED]
Method:	ethanol quant.M	Sequence:	13Feb24
Instrument:	US14173023 CN14160045	Injection date:	2/13/2024 1:29:55 PM
Data file:	C:\Chem32\1\Data\13Feb24\30.D	Analyst:	Canonico

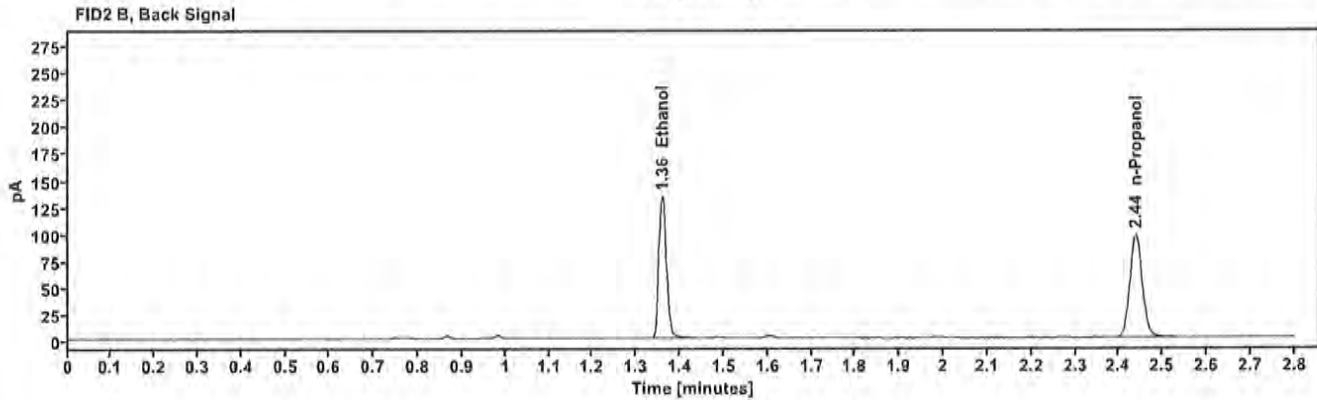
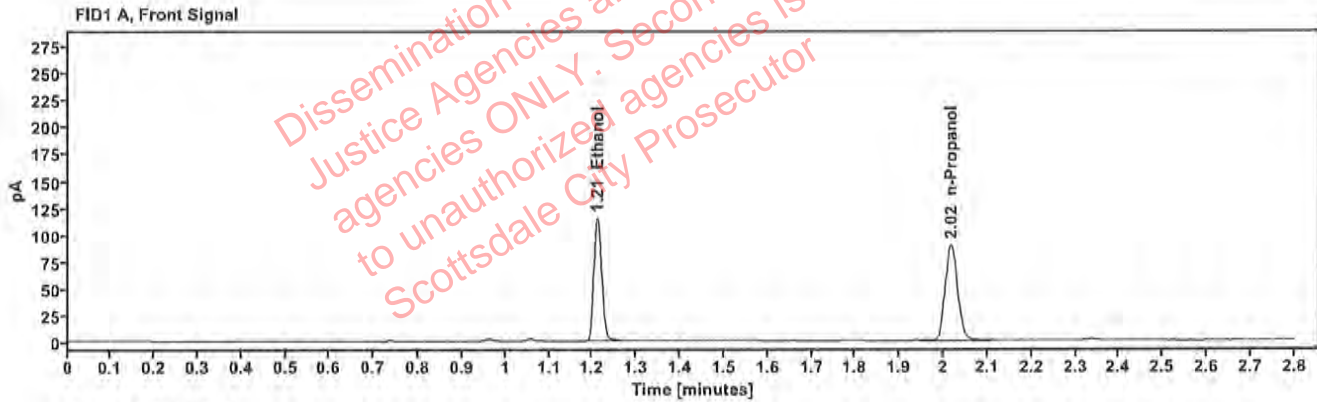


Table 1: FID 1 A (column DB-ALC1)

Compound	Amount (g/100mL)	Time (min)	Peak Area
>Ethanol	0.2338	1.211	146.279
n-Propanol	—	2.017	179.100

Table 2: FID 2 B (column DB-ALC2)

Compound	Time (min)	Peak Area
Ethanol	1.359	160.852
n-Propanol	2.438	192.839

### Scottsdale Police Department Crime Lab Volatiles Analysis

Sample:	2313791-1	Vial:	32
Description:	[REDACTED]	LIMS ID:	[REDACTED]
Method:	ethanol quant.M	Sequence:	13Feb24
Instrument:	US14173023 CN14160045	Injection date:	2/13/2024 1:38:10 PM
Data file:	C:\Chem32\1\Data\13Feb24\32.D	Analyst:	Canonico

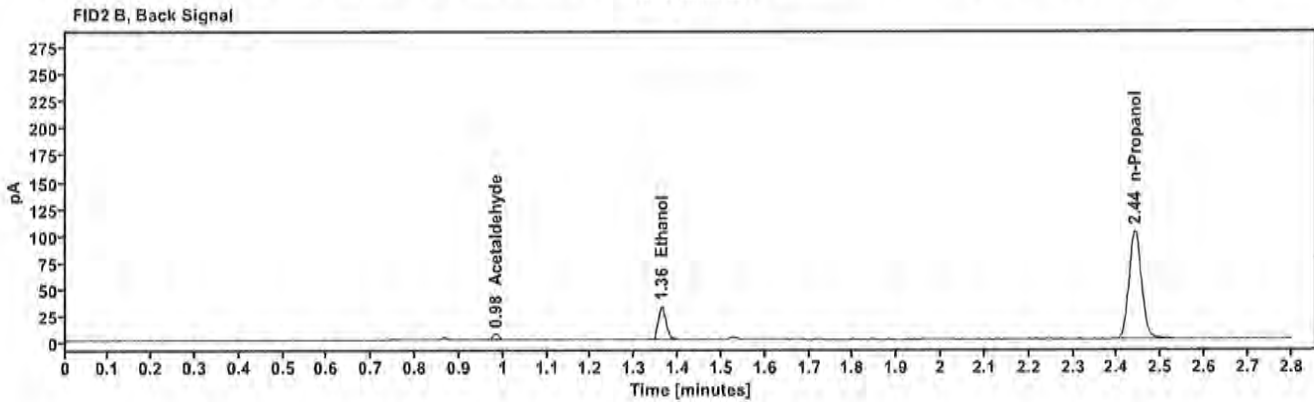
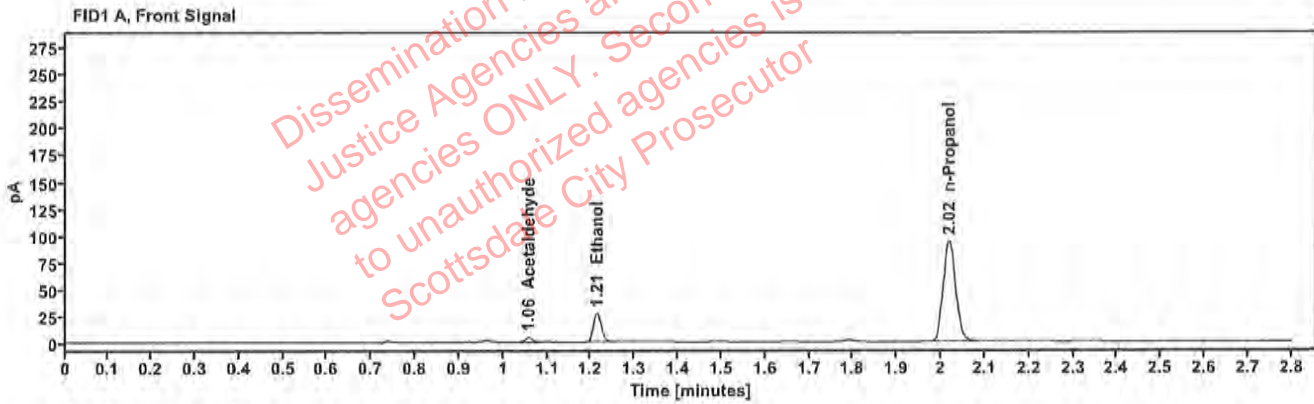


Table 1: FID 1 A (column DB-ALC1)

Compound	Amount (g/100mL)	Time (min)	Peak Area
Acetaldehyde	—	1.057	4.979
>Ethanol	0.0547	1.213	35.345
n-Propanol	—	2.018	187.557

Table 2: FID 2 B (column DB-ALC2)

Compound	Time (min)	Peak Area
Acetaldehyde	0.983	5.513
Ethanol	1.362	39.109
n-Propanol	2.441	203.454

### Scottsdale Police Department Crime Lab Volatiles Analysis

Sample:	2313791-1	Vial:	33
Description:	[REDACTED]	LIMS ID:	[REDACTED]
Method:	ethanol quant.M	Sequence:	13Feb24
Instrument:	US14173023 CN14160045	Injection date:	2/13/2024 1:42:10 PM
Data file:	C:\Chem32\1\Data\13Feb24\33.D	Analyst:	Canonico

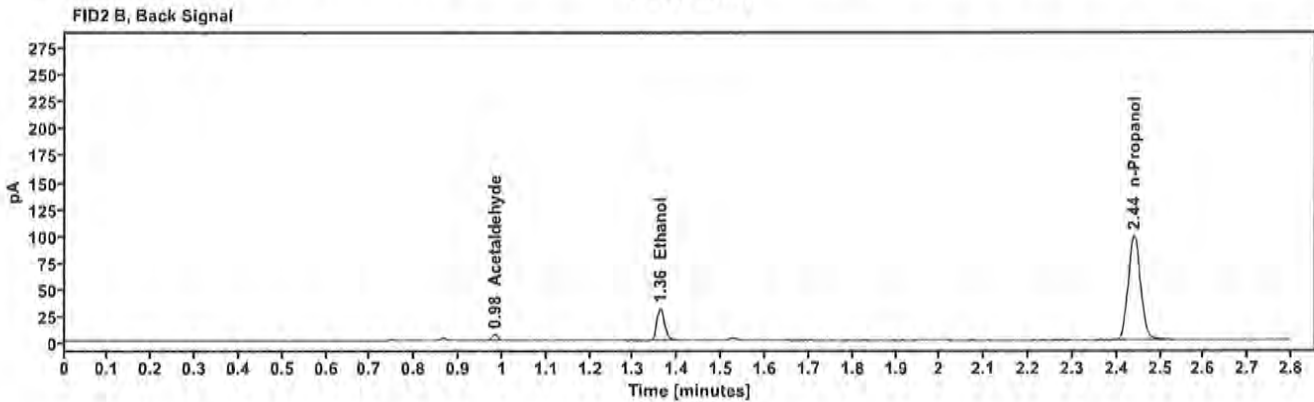
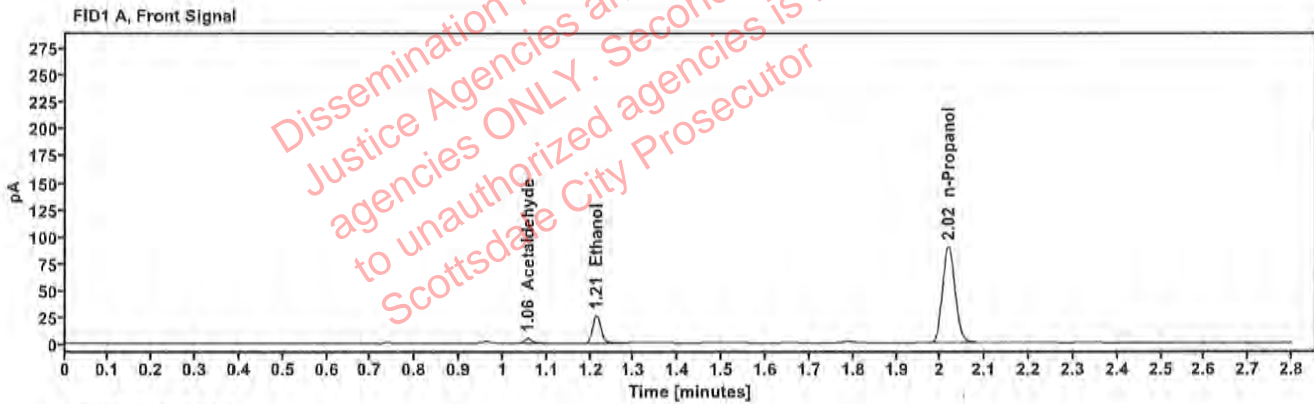


Table 1: FID 1 A (column DB-ALC1)

Compound	Amount (g/100mL)	Time (min)	Peak Area
Acetaldehyde	---	1.057	4.811
>Ethanol	0.0542	1.213	33.727
n-Propanol	---	2.018	180.459

Table 2: FID 2 B (column DB-ALC2)

Compound	Time (min)	Peak Area
Acetaldehyde	0.983	5.407
Ethanol	1.361	37.237
n-Propanol	2.440	195.473



### Scottsdale Police Department Crime Lab Volatiles Analysis

Sample:	2402642-7 2 EC 2/14/24	Vial:	34
Description:	[REDACTED]	LIMS ID:	[REDACTED]
Method:	ethanol quant.M	Sequence:	13Feb24
Instrument:	US14173023 CN14160045	Injection date:	2/13/2024 1:46:10 PM
Data file:	C:\Chem32\1\Data\13Feb24\34.D	Analyst:	Canonico

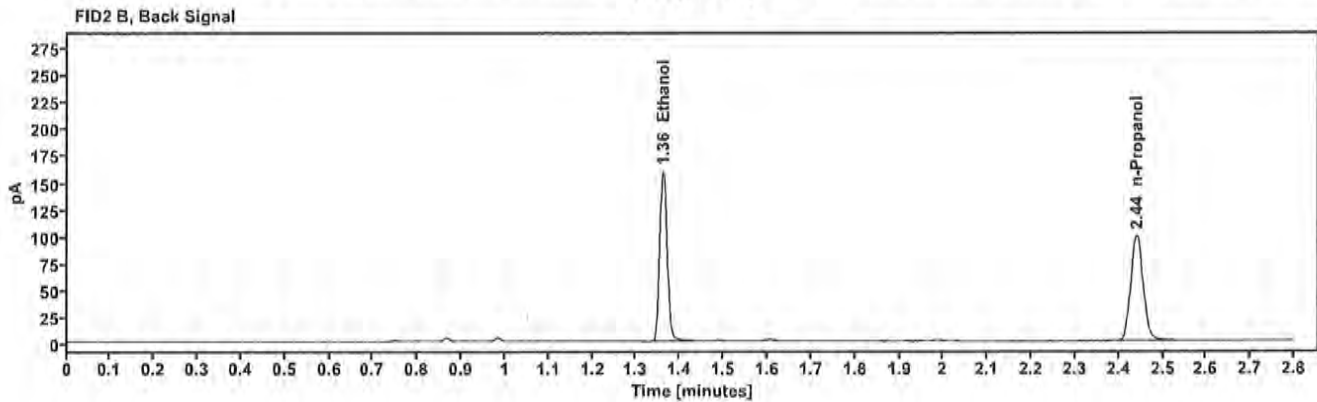
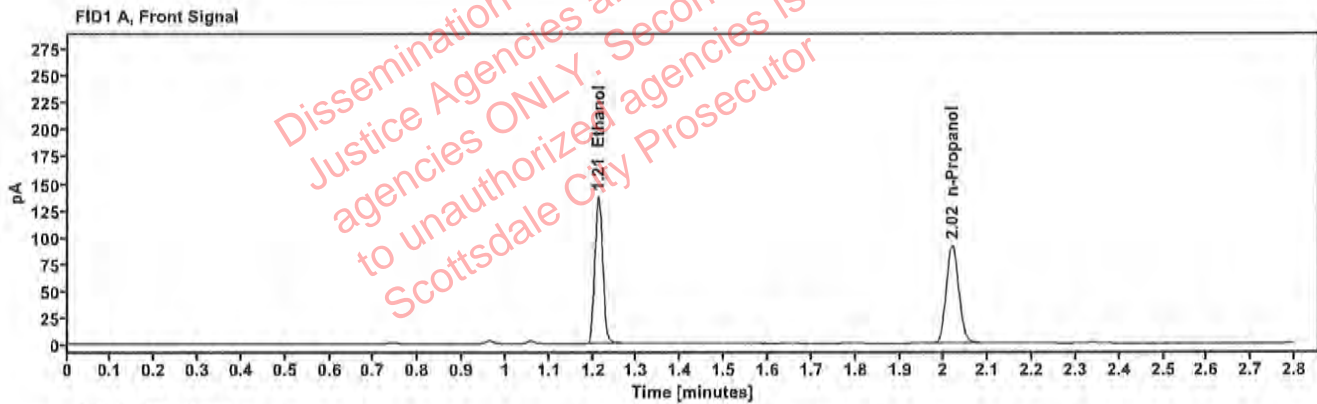


Table 1: FID 1 A (column DB-ALC1)

Compound	Amount (g/100mL)	Time (min)	Peak Area
>Ethanol	0.2728	1.212	175.138
n-Propanol	---	2.019	183.657

Table 2: FID 2 B (column DB-ALC2)

Compound	Time (min)	Peak Area
Ethanol	1.361	193.901
n-Propanol	2.441	197.669

### Scottsdale Police Department Crime Lab Volatiles Analysis

Sample:	2402642-2 EC 2/14/24	Vial:	35
Description:	██████████	LIMS ID:	██████████
Method:	ethanol quant.M	Sequence:	13Feb24
Instrument:	US14173023 CN14160045	Injection date:	2/13/2024 1:50:10 PM
Data file:	C:\Chem32\1\Data\13Feb24\35.D	Analyst:	Canonico

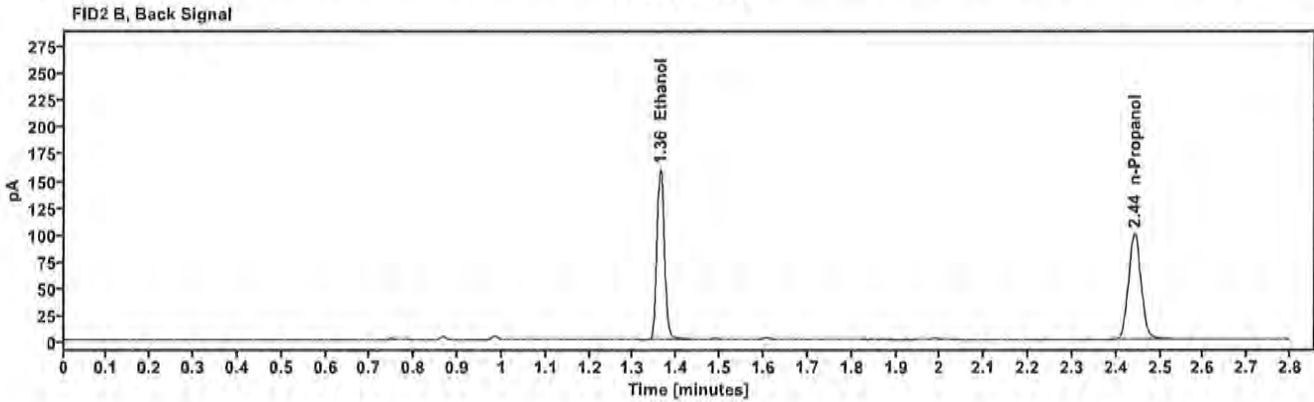
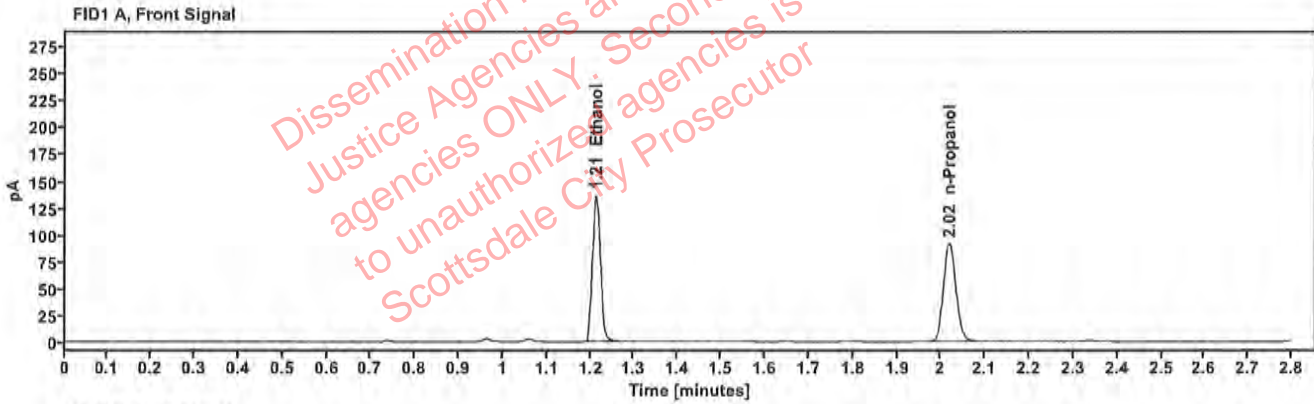


Table 1: FID 1 A (column DB-ALC1)

Compound	Amount (g/100mL)	Time (min)	Peak Area
>Ethanol	0.2732	1.212	175.184
n-Propanol	—	2.019	183.447

Table 2: FID 2 B (column DB-ALC2)

Compound	Time (min)	Peak Area
Ethanol	1.362	193.950
n-Propanol	2.441	197.751

[REDACTED] : Canonico, Erika - (14-Feb-2024)

Case: [REDACTED] User: ecanonico 2/14/2024

### Scottsdale Police Department Crime Lab Volatiles Analysis

Sample:	2402701-2	Vial:	36
Description:	[REDACTED]	LIMS ID:	[REDACTED]
Method:	ethanol quant.M	Sequence:	13Feb24
Instrument:	US14173023 CN14160045	Injection date:	2/13/2024 1:54:10 PM
Data file:	C:\Chem32\1\Data\13Feb24\36.D	Analyst:	Canonico

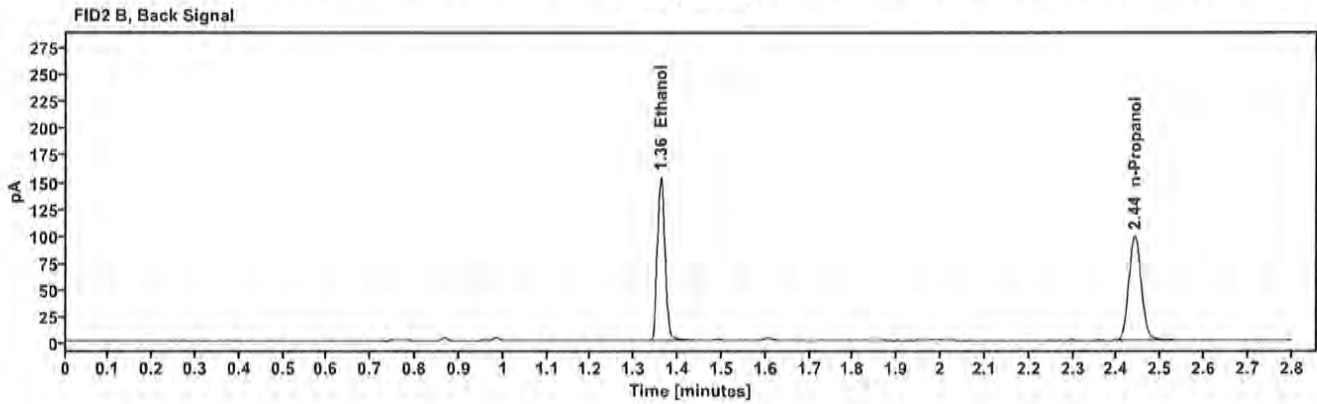
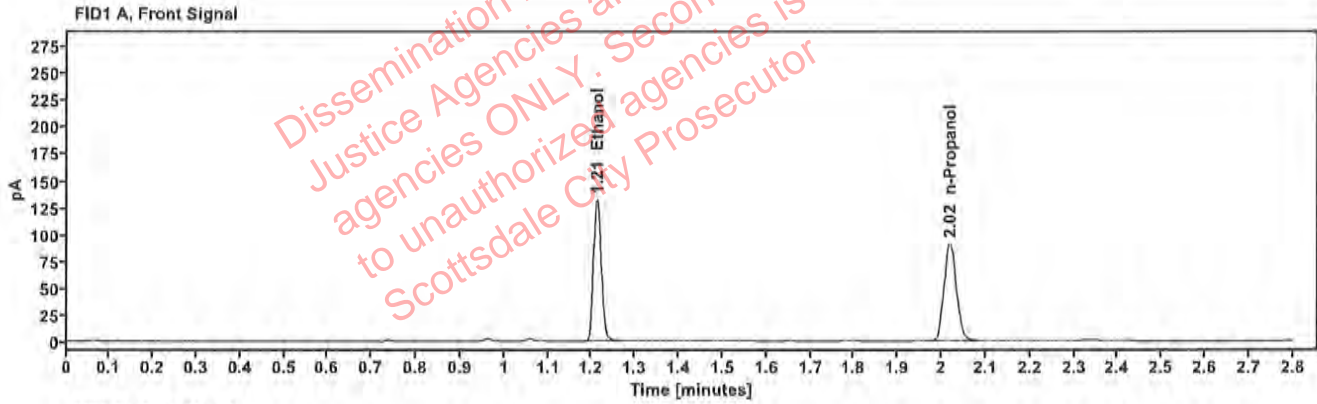


Table 1: FID 1 A (column DB-ALC1)

Compound	Amount (g/100mL)	Time (min)	Peak Area
>Ethanol	0.2654	1.212	168.786
n-Propanol	—	2.018	181.978

Table 2: FID 2 B (column DB-ALC2)

Compound	Time (min)	Peak Area
Ethanol	1.361	186.624
n-Propanol	2.440	196.441

### Scottsdale Police Department Crime Lab Volatiles Analysis

Sample:	2402701-2	Vial:	37
Description:	[REDACTED]	LIMS ID:	[REDACTED]
Method:	ethanol quant.M	Sequence:	13Feb24
Instrument:	US14173023 CN14160045	Injection date:	2/13/2024 1:58:25 PM
Data file:	C:\Chem32\1\Data\13Feb24\37.D	Analyst:	Canonico

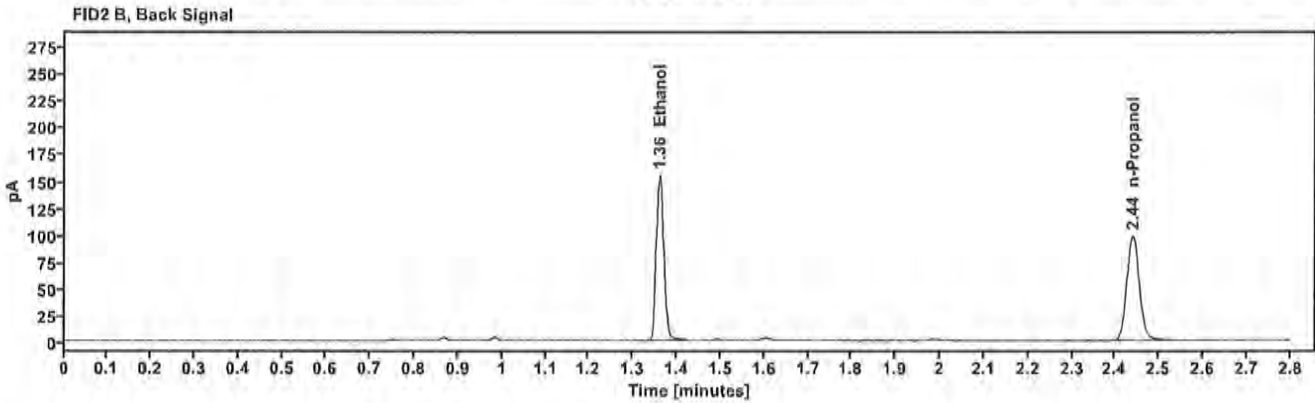
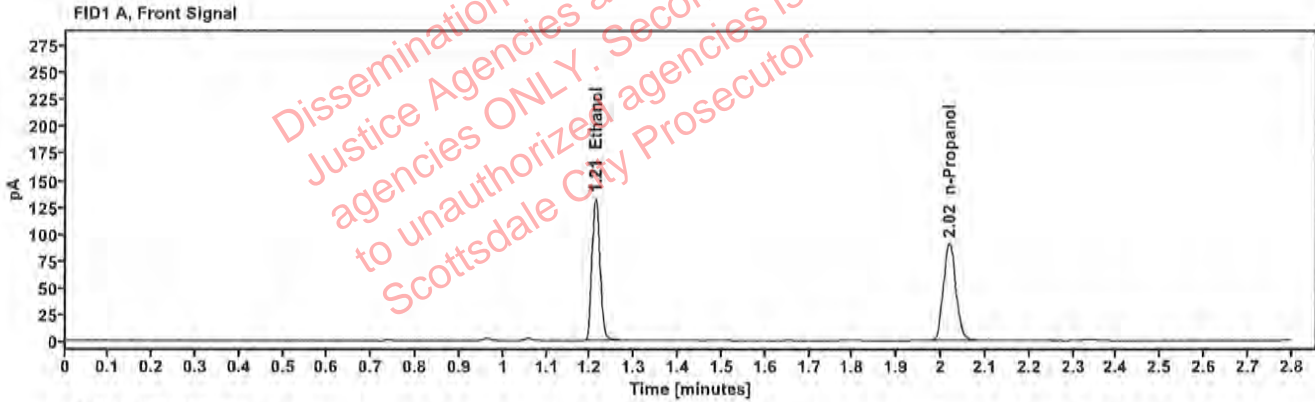


Table 1: FID 1 A (column DB-ALC1)

Compound	Amount (g/100mL)	Time (min)	Peak Area
>Ethanol	0.2672	1.212	169.885
n-Propanol	---	2.018	181.947

Table 2: FID 2 B (column DB-ALC2)

Compound	Time (min)	Peak Area
Ethanol	1.360	187.534
n-Propanol	2.440	195.847



### Scottsdale Police Department Crime Lab Volatiles Analysis

Sample:	2402704-1	Vial:	38
Description:	[REDACTED]	LIMS ID:	[REDACTED]
Method:	ethanol quant.M	Sequence:	13Feb24
Instrument:	US14173023 CN14160045	Injection date:	2/13/2024 2:02:25 PM
Data file:	C:\Chem32\1\Data\13Feb24\38.D	Analyst:	Canonico

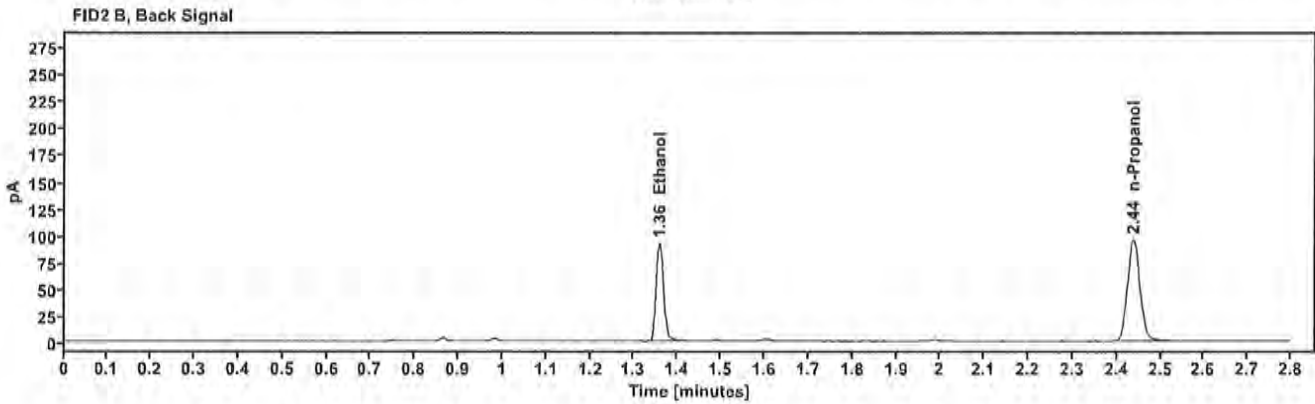
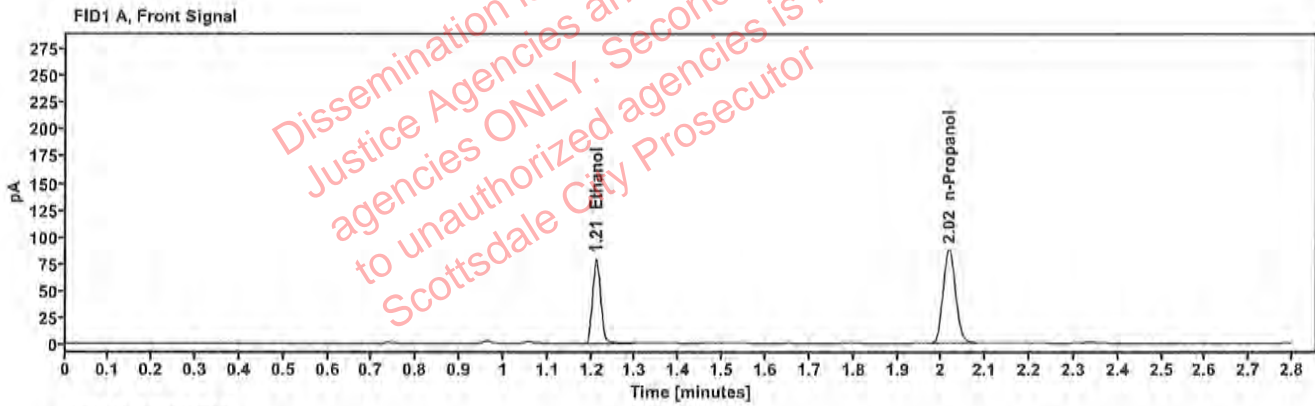


Table 1: FID 1 A (column DB-ALC1)

Compound	Amount (g/100mL)	Time (min)	Peak Area
>Ethanol	0.1642	1.211	100.747
n-Propanol	—	2.017	175.947

Table 2: FID 2 B (column DB-ALC2)

Compound	Time (min)	Peak Area
Ethanol	1.358	110.759
n-Propanol	2.438	189.078

### Scottsdale Police Department Crime Lab Volatiles Analysis

Sample:	2402704-1	Vial:	39
Description:	██████████	LIMS ID:	██████████
Method:	ethanol quant.M	Sequence:	13Feb24
Instrument:	US14173023 CN14160045	Injection date:	2/13/2024 2:06:25 PM
Data file:	C:\Chem32\1\Data\13Feb24\39.D	Analyst:	Canonico

Dissemination is restricted to Criminal Justice Agencies and authorized NACAJ agencies ONLY. Secondary dissemination to unauthorized agencies is PROHIBITED. Scottsdale City Prosecutor

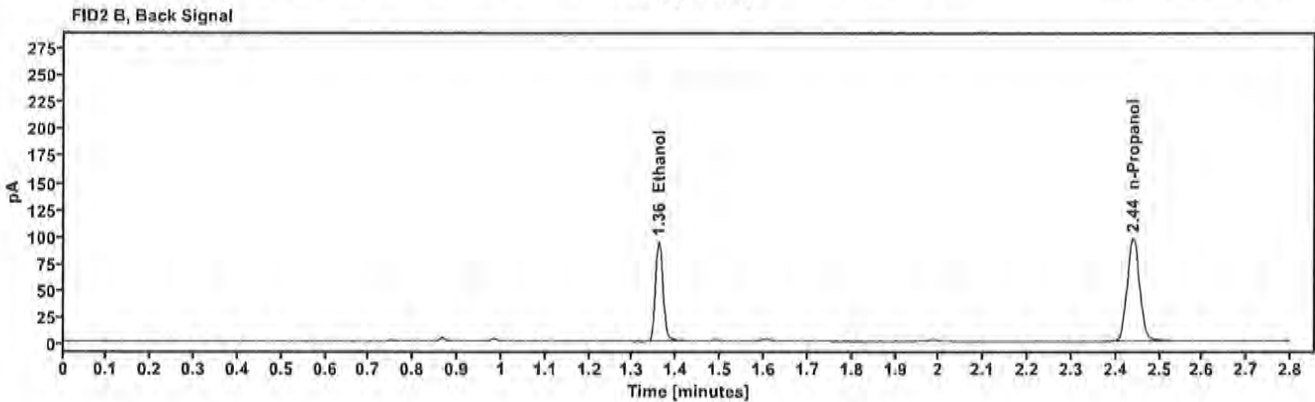
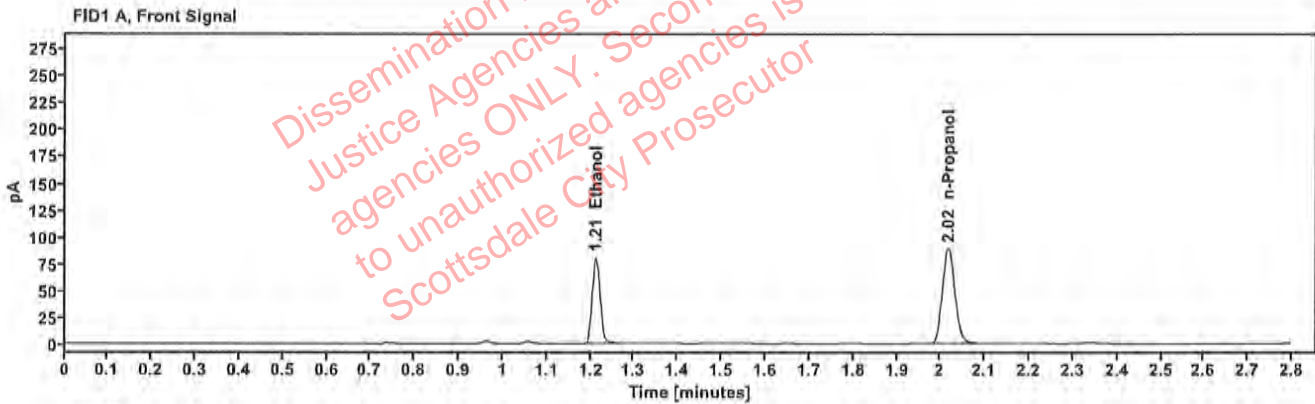


Table 1: FID 1 A (column DB-ALC1)

Compound	Amount (g/100mL)	Time (min)	Peak Area
>Ethanol	0.1649	1.212	103.055
n-Propanol	-----	2.018	179.201

Table 2: FID 2 B (column DB-ALC2)

Compound	Time (min)	Peak Area
Ethanol	1.360	113.375
n-Propanol	2.440	192.504

### Scottsdale Police Department Crime Lab Volatiles Analysis

Sample:	2402647-1	Vial:	40
Description:	[REDACTED]	LIMS ID:	[REDACTED]
Method:	ethanol quant.M	Sequence:	13Feb24
Instrument:	US14173023 CN14160045	Injection date:	2/13/2024 2:10:25 PM
Data file:	C:\Chem32\1\Data\13Feb24\40.D	Analyst:	Canonico

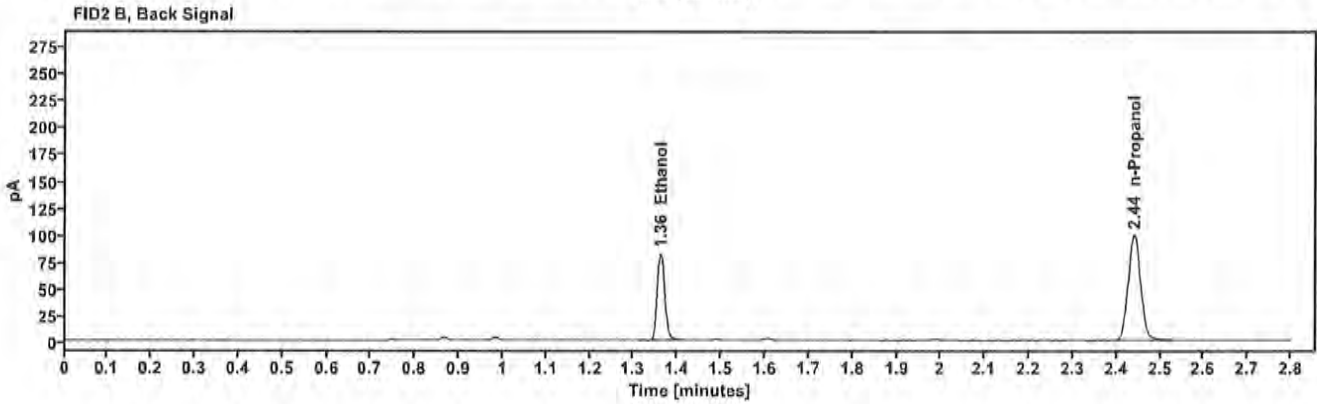
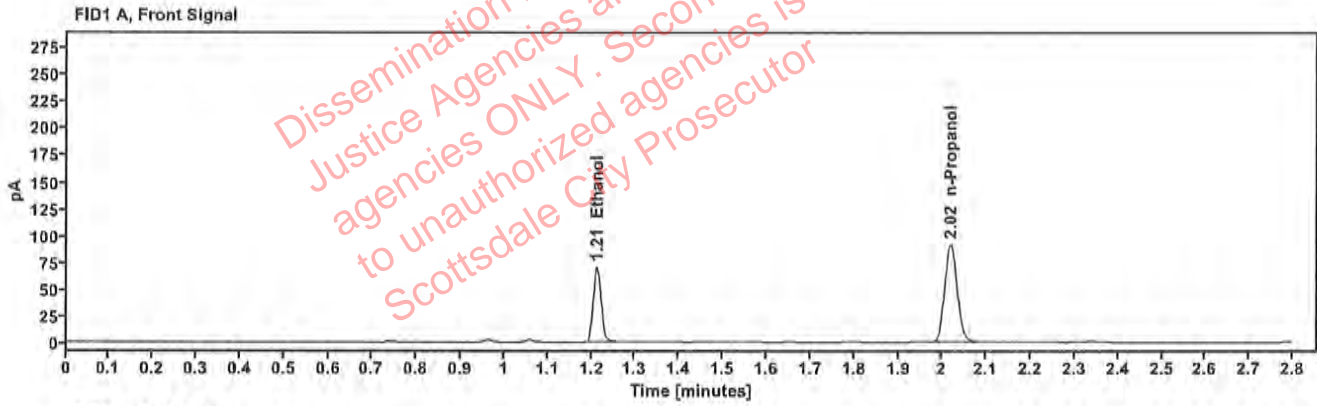


Table 1: FID 1 A (column DB-ALC1)

Compound	Amount (g/100mL)	Time (min)	Peak Area
>Ethanol	0.1412	1.212	90.291
n-Propanol	---	2.018	183.546

Table 2: FID 2 B (column DB-ALC2)

Compound	Time (min)	Peak Area
Ethanol	1.361	98.999
n-Propanol	2.441	197.696

### Scottsdale Police Department Crime Lab Volatiles Analysis

Sample:	2402647-1	Vial:	41
Description:	[REDACTED]	LIMS ID:	[REDACTED]
Method:	ethanol quant.M	Sequence:	13Feb24
Instrument:	US14173023 CN14160045	Injection date:	2/13/2024 2:14:25 PM
Data file:	C:\Chem32\1\Data\13Feb24\41.D	Analyst:	Canonico

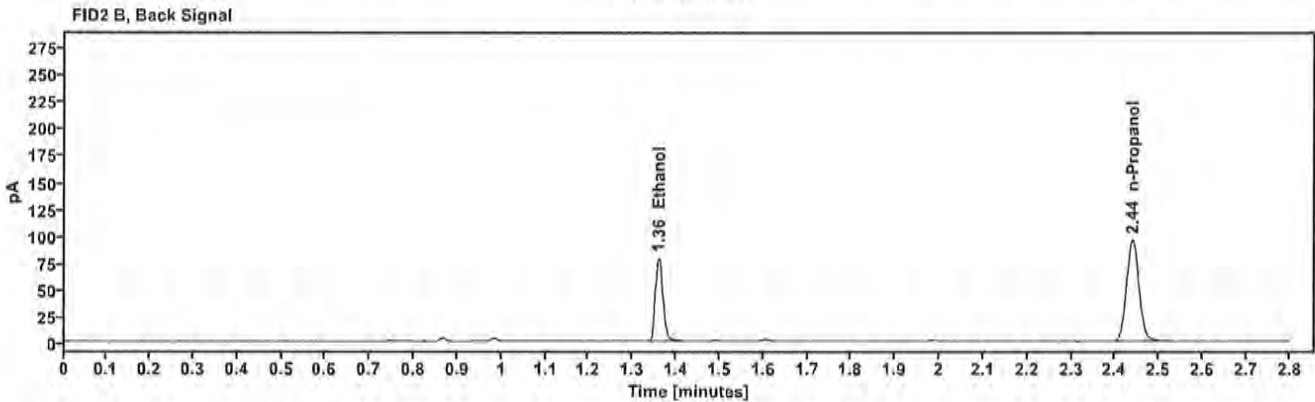
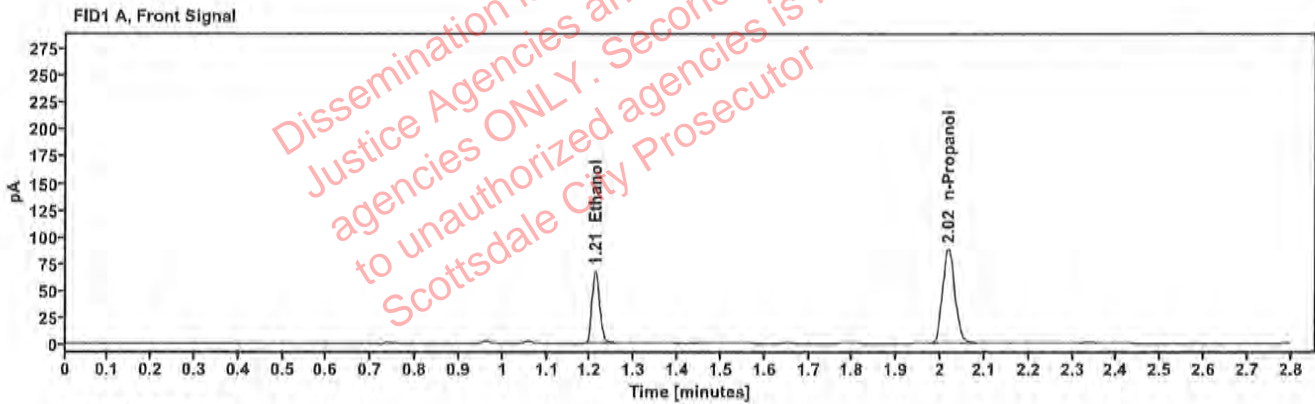


Table 1: FID 1 A (column DB-ALC1)

Compound	Amount (g/100mL)	Time (min)	Peak Area
>Ethanol	0.1405	1.211	86.287
n-Propanol	—	2.017	176.347

Table 2: FID 2 B (column DB-ALC2)

Compound	Time (min)	Peak Area
Ethanol	1.360	94.752
n-Propanol	2.439	190.100



### Scottsdale Police Department Crime Lab Volatiles Analysis

Sample: 431-01D.K.	Vial: 43
Description: [REDACTED]	LIMS ID: [REDACTED]
Method: ethanol quant.M	Sequence: 13Feb24
Instrument: US14173023 CN14160045	Injection date: 2/13/2024 2:22:40 PM
Data file: C:\Chem32\1\Data\13Feb24\43.D	Analyst: Canonico

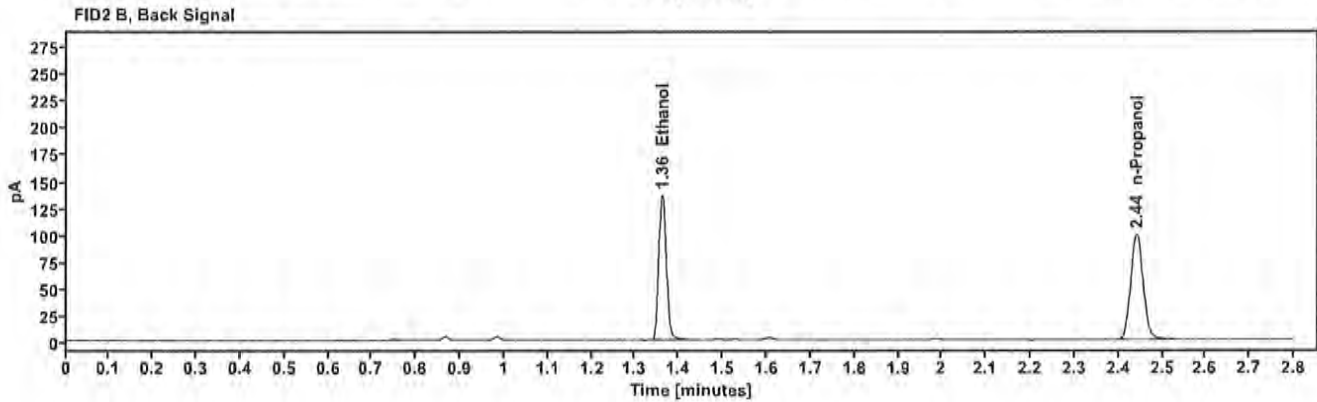
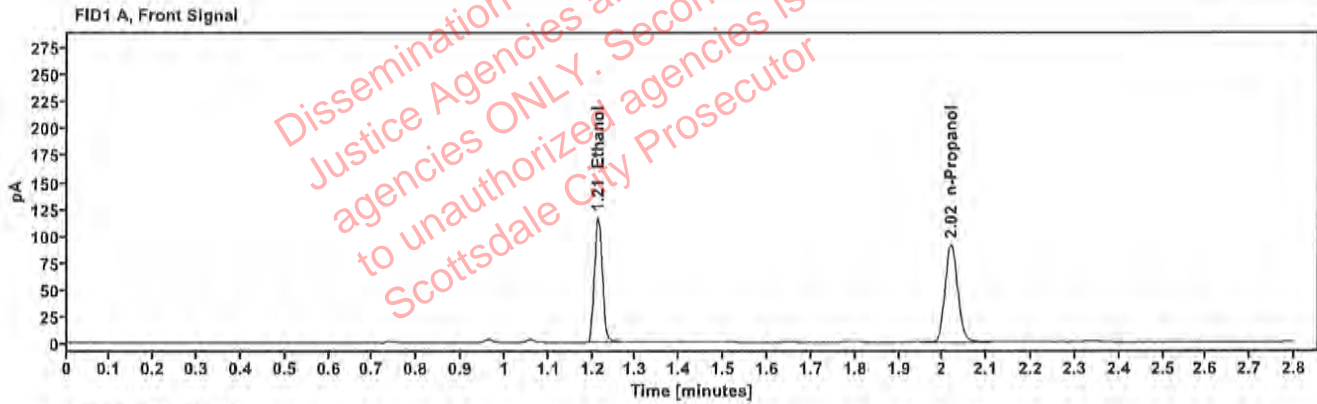


Table 1: FID 1 A (column DB-ALC1)

Compound	Amount (g/100mL)	Time (min)	Peak Area
>Ethanol	0.2340	1.212	149.804
n-Propanol	—	2.019	183.249

Table 2: FID 2 B (column DB-ALC2)

Compound	Time (min)	Peak Area
Ethanol	1.362	164.649
n-Propanol	2.441	196.968

### Scottsdale Police Department Crime Lab Volatiles Analysis

Sample:	431-01D.K.	Vial:	44
Description:	[REDACTED]	LIMS ID:	[REDACTED]
Method:	ethanol quant.M	Sequence:	13Feb24
Instrument:	US14173023 CN14160045	Injection date:	2/13/2024 2:26:39 PM
Data file:	C:\Chem32\1\Data\13Feb24\44.D	Analyst:	Canonico

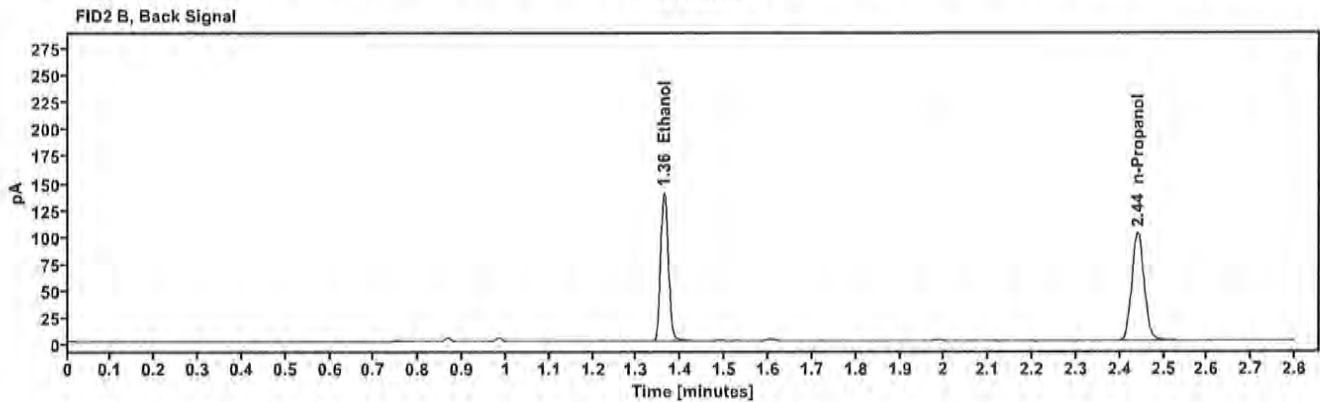
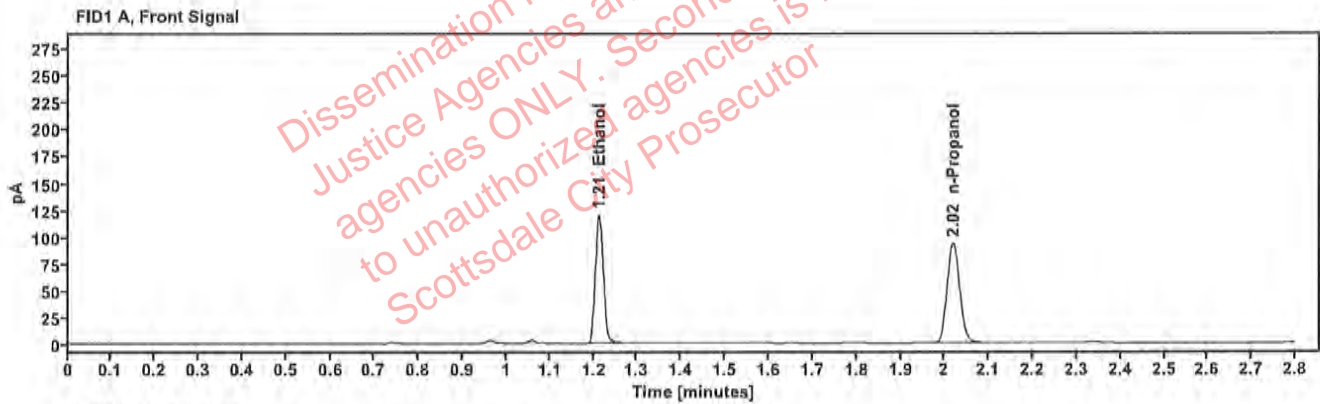


Table 1: FID 1 A (column DB-ALC1)

Compound	Amount (g/100mL)	Time (min)	Peak Area
>Ethanol	0.2351	1.212	154.050
n-Propanol	—	2.019	187.583

Table 2: FID 2 B (column DB-ALC2)

Compound	Time (min)	Peak Area
Ethanol	1.361	169.549
n-Propanol	2.441	202.153

### Scottsdale Police Department Crime Lab Volatiles Analysis

Sample:	2402551-2	Vial:	45
Description:	[redacted]	LIMS ID:	[redacted]
Method:	ethanol quant.M	Sequence:	13Feb24
Instrument:	US14173023 CN14160045	Injection date:	2/13/2024 2:30:39 PM
Data file:	C:\Chem32\1\Data\13Feb24\45.D	Analyst:	Canonico

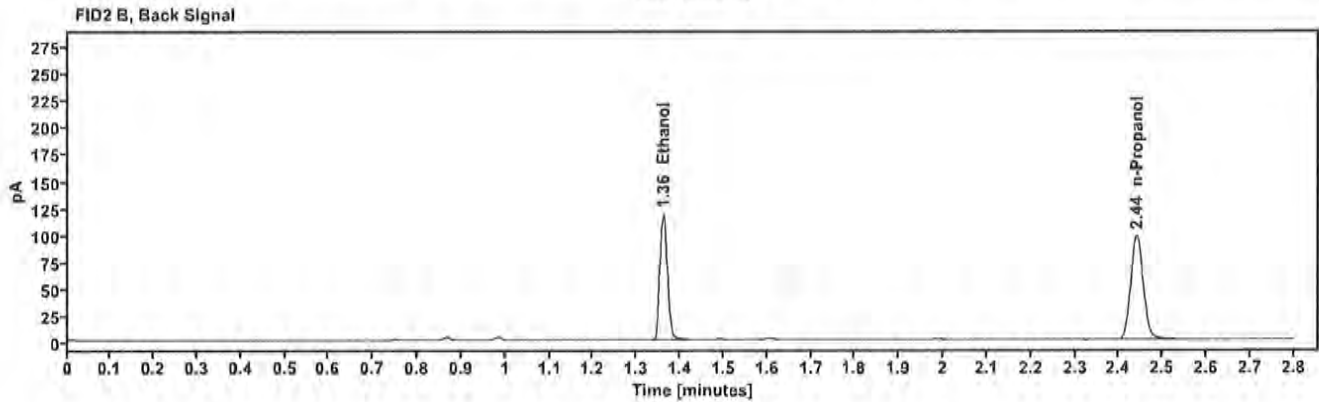
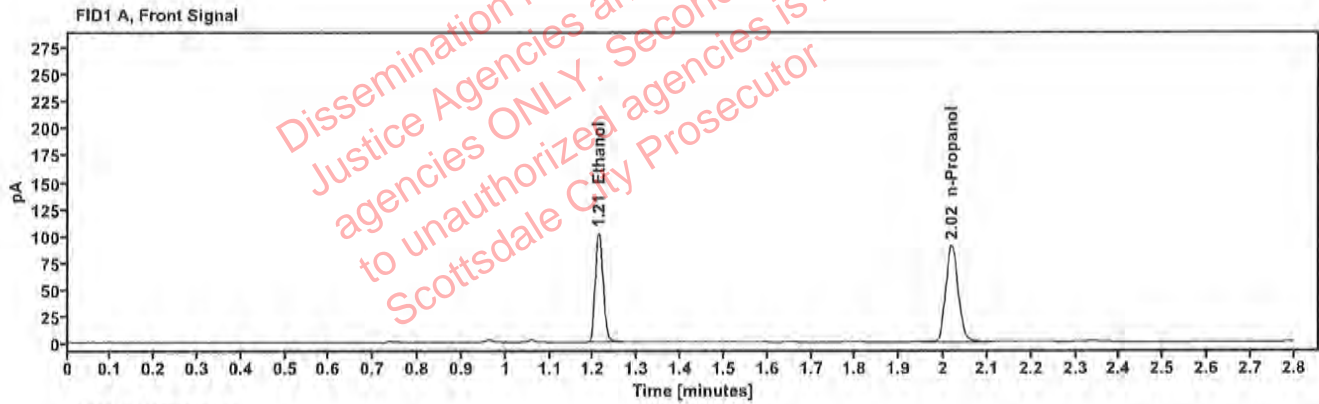


Table 1: FID 1 A (column DB-ALC1)

Compound	Amount (g/100mL)	Time (min)	Peak Area
>Ethanol	0.2066	1.212	130.508
n-Propanol	---	2.018	180.981

Table 2: FID 2 B (column DB-ALC2)

Compound	Time (min)	Peak Area
Ethanol	1.361	143.524
n-Propanol	2.440	194.580

### Scottsdale Police Department Crime Lab Volatiles Analysis

Sample:	2402551-2	Vial:	46
Description:	[REDACTED]	LIMS ID:	[REDACTED]
Method:	ethanol quant.M	Sequence:	13Feb24
Instrument:	US14173023 CN14160045	Injection date:	2/13/2024 2:34:40 PM
Data file:	C:\Chem32\1\Data\13Feb24\46.D	Analyst:	Canonico

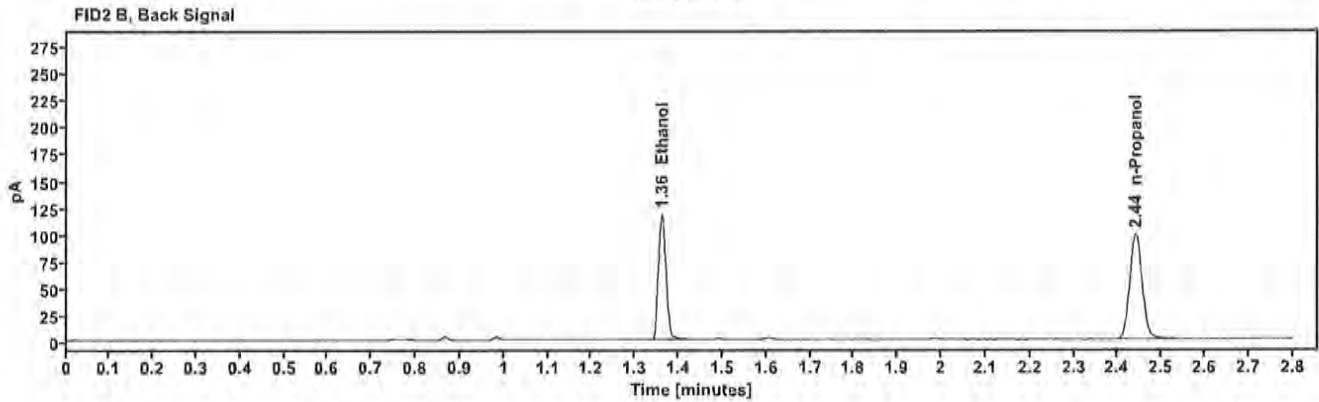
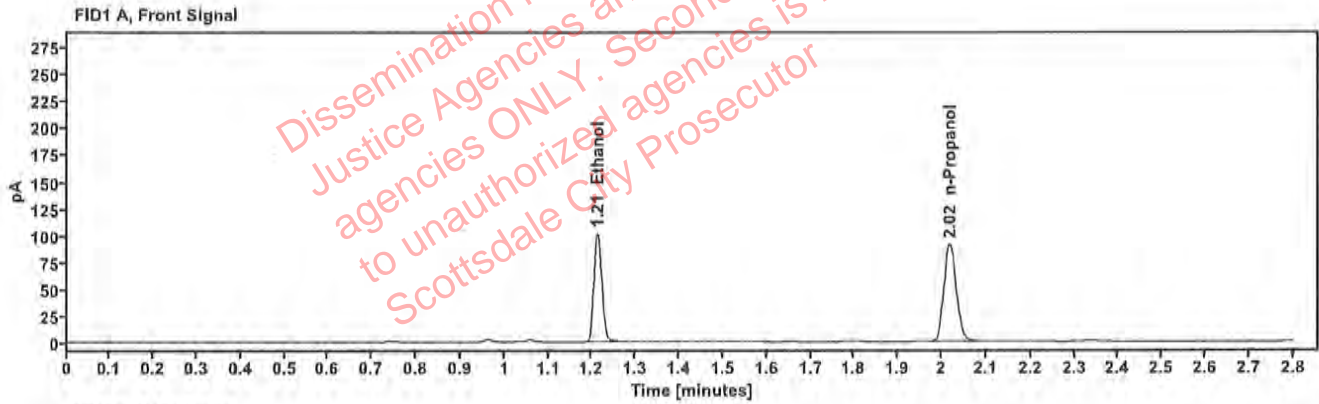


Table 1: FID 1 A (column DB-ALC1)

Compound	Amount (g/100mL)	Time (min)	Peak Area
>Ethanol	0.2044	1.212	130.307
n-Propanol	—	2.019	182.640

Table 2: FID 2 B (column DB-ALC2)

Compound	Time (min)	Peak Area
Ethanol	1.361	143.282
n-Propanol	2.441	197.025



### Scottsdale Police Department Crime Lab Volatiles Analysis

Sample:	2402784-2	Vial:	47
Description:	[REDACTED]	LIMS ID:	[REDACTED]
Method:	ethanol quant.M	Sequence:	13Feb24
Instrument:	US14173023 CN14160045	Injection date:	2/13/2024 2:38:40 PM
Data file:	C:\Chem32\1\Data\13Feb24\47.D	Analyst:	Canonico

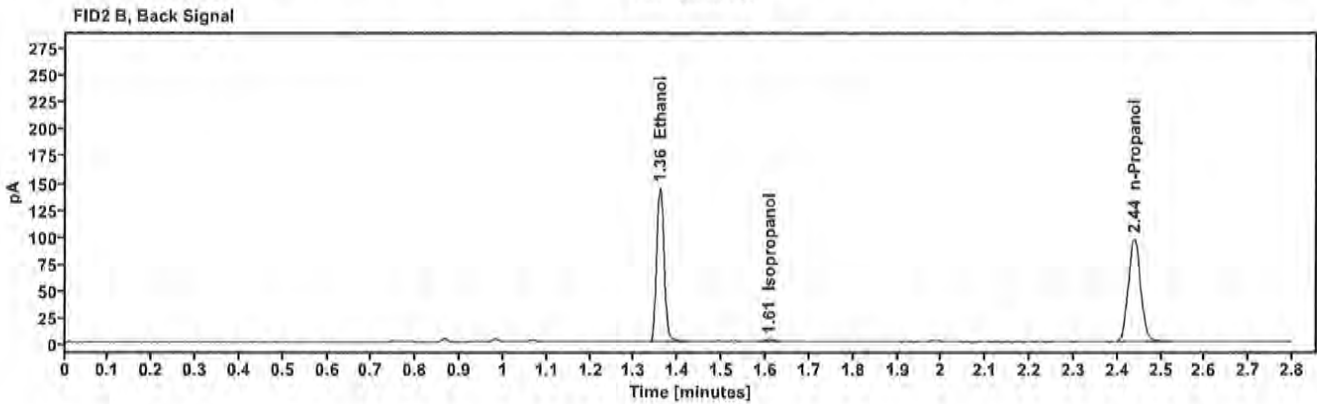
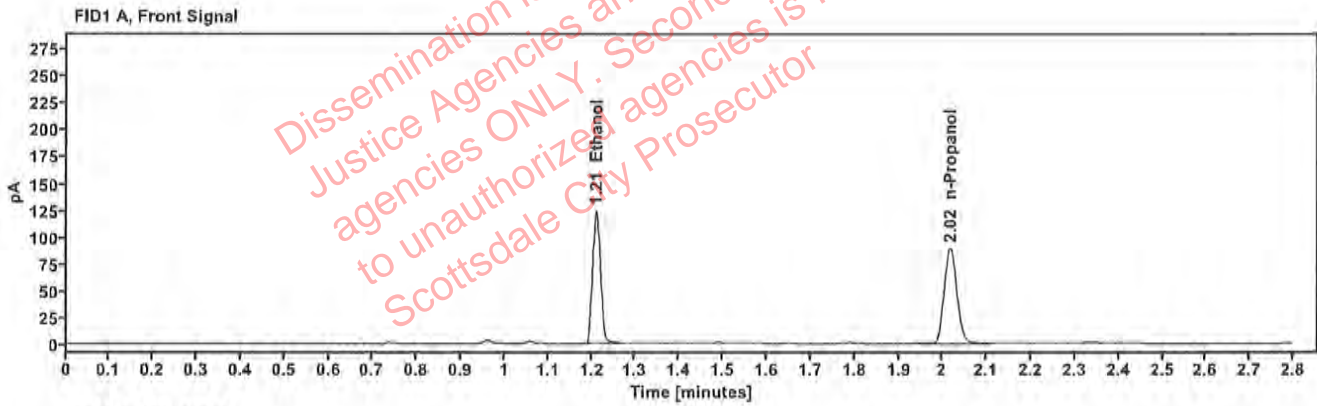


Table 1: FID 1 A (column DB-ALC1)

Compound	Amount (g/100mL)	Time (min)	Peak Area
>Ethanol	0.2522	1.210	157.449
n-Propanol	—	2.017	178.649

Table 2: FID 2 B (column DB-ALC2)

Compound	Time (min)	Peak Area
Ethanol	1.358	172.998
Isopropanol	1.608	3.830
n-Propanol	2.438	192.025

### Scottsdale Police Department Crime Lab Volatiles Analysis

Sample:	2402784-2	Vial:	48
Description:	[REDACTED]	LIMS ID:	[REDACTED]
Method:	ethanol quant.M	Sequence:	13Feb24
Instrument:	US14173023 CN14160045	Injection date:	2/13/2024 2:42:39 PM
Data file:	C:\Chem32\1\Data\13Feb24\48.D	Analyst:	Canonico

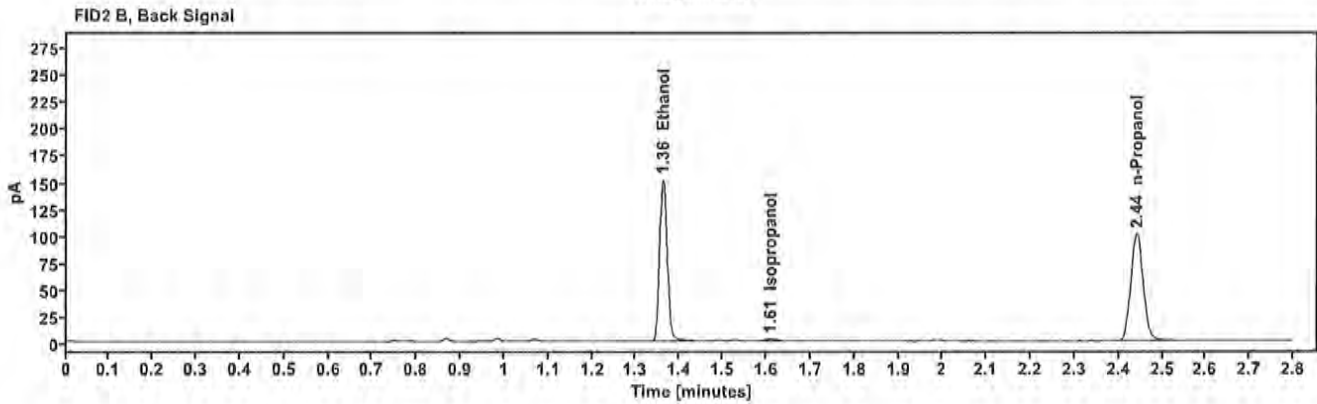
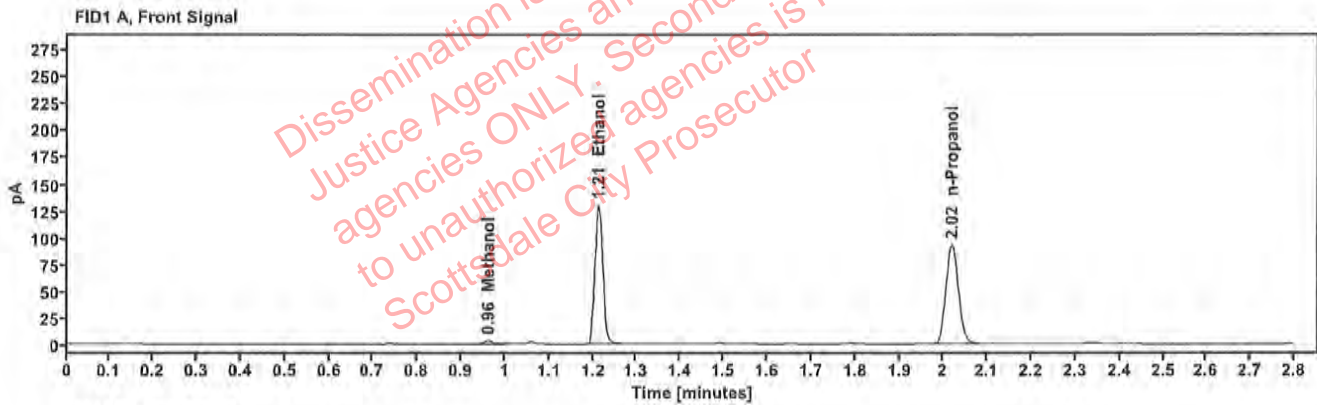


Table 1: FID 1 A (column DB-ALC1)

Compound	Amount (g/100mL)	Time (min)	Peak Area
Methanol	—	0.962	3.788
>Ethanol	0.2572	1.212	166.510
n-Propanol	—	2.019	185.305

Table 2: FID 2 B (column DB-ALC2)

Compound	Time (min)	Peak Area
Ethanol	1.362	183.247
Isopropanol	1.609	3.814
n-Propanol	2.441	199.895

### Scottsdale Police Department Crime Lab Volatiles Analysis

Sample:	2402622-2	Vial:	49
Description:	[REDACTED]	LIMS ID:	[REDACTED]
Method:	ethanol quant.M	Sequence:	13Feb24
Instrument:	US14173023 CN14160045	Injection date:	2/13/2024 2:46:55 PM
Data file:	C:\Chem32\1\Data\13Feb24\49.D	Analyst:	Canonico

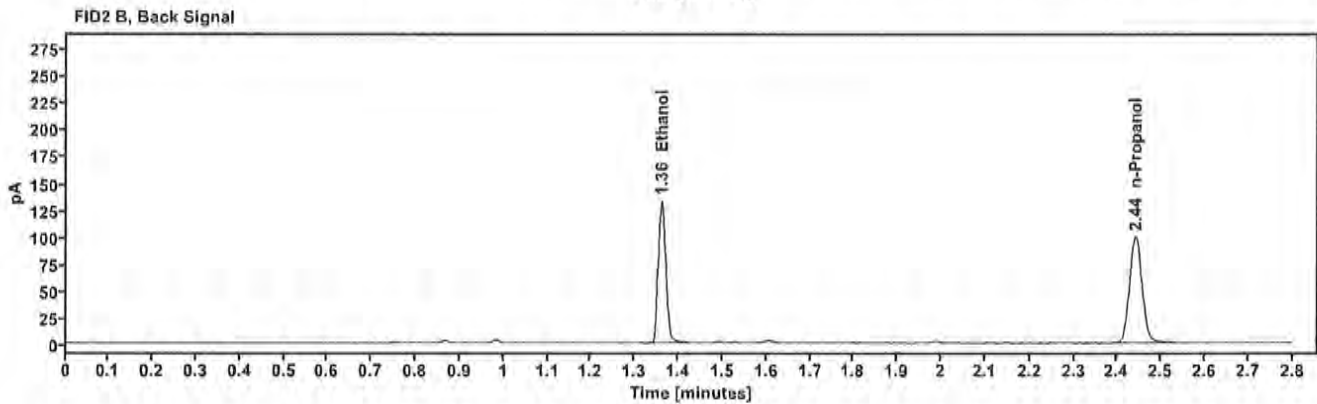
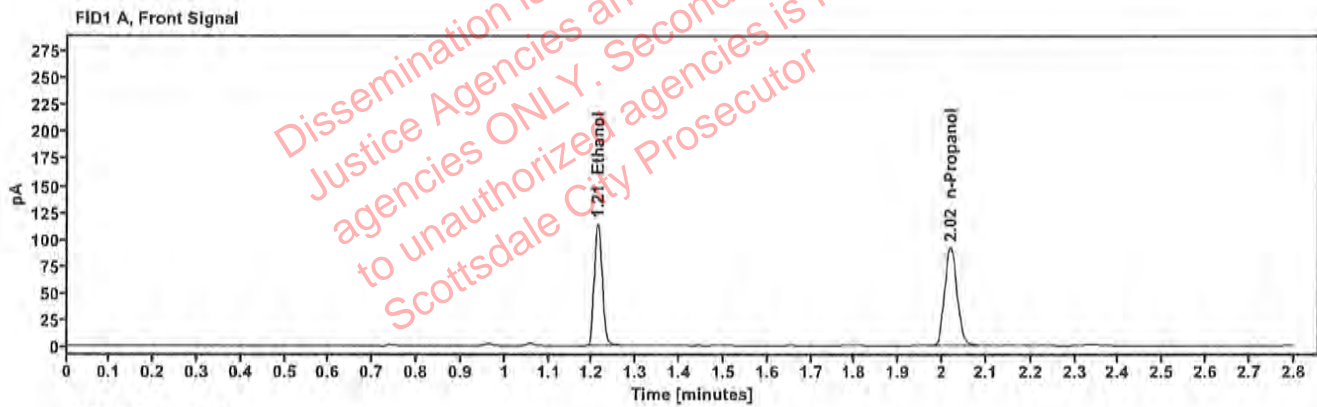


Table 1: FID 1 A (column DB-ALC1)

Compound	Amount (g/100mL)	Time (min)	Peak Area
>Ethanol	0.2278	1.212	146.738
n-Propanol	—	2.019	184.393

Table 2: FID 2 B (column DB-ALC2)

Compound	Time (min)	Peak Area
Ethanol	1.361	160.978
n-Propanol	2.441	198.923

### Scottsdale Police Department Crime Lab Volatiles Analysis

Sample:	2402622-2	Vial:	50
Description:	[REDACTED]	LIMS ID:	[REDACTED]
Method:	ethanol quant.M	Sequence:	13Feb24
Instrument:	US14173023 CN14160045	Injection date:	2/13/2024 2:50:55 PM
Data file:	C:\Chem32\1\Data\13Feb24\50.D	Analyst:	Canonico

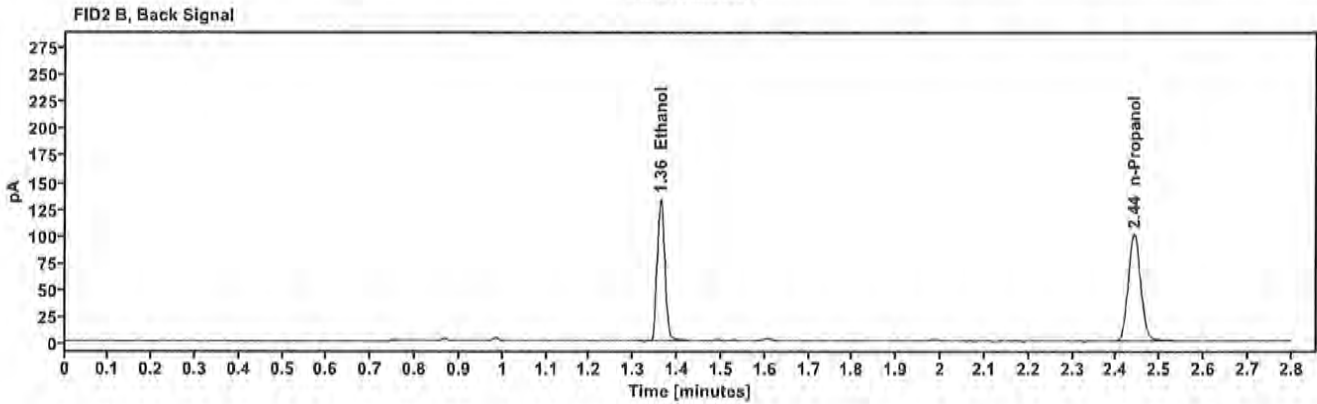
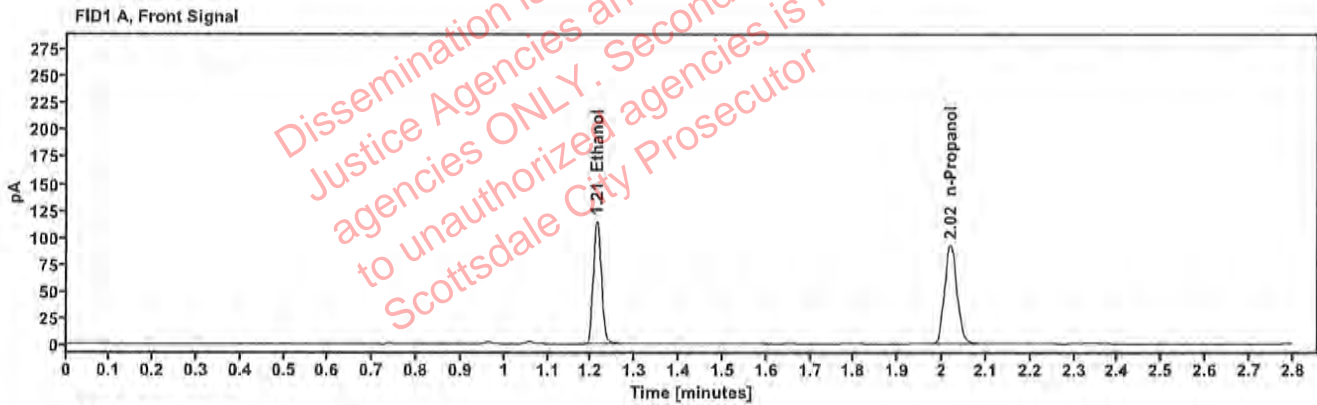


Table 1: FID 1 A (column DB-ALC1)

Compound	Amount (g/100mL)	Time (min)	Peak Area
>Ethanol	0.2275	1.212	147.320
n-Propanol	—	2.019	185.416

Table 2: FID 2 B (column DB-ALC2)

Compound	Time (min)	Peak Area
Ethanol	1.361	162.923
n-Propanol	2.441	199.980



### Scottsdale Police Department Crime Lab Volatiles Analysis

Sample:	2402947-2	Vial:	51
Description:	[REDACTED]	LIMS ID:	[REDACTED]
Method:	ethanol quant.M	Sequence:	13Feb24
Instrument:	US14173023 CN14160045	Injection date:	2/13/2024 2:54:54 PM
Data file:	C:\Chem32\1\Data\13Feb24\51.D	Analyst:	Canonico

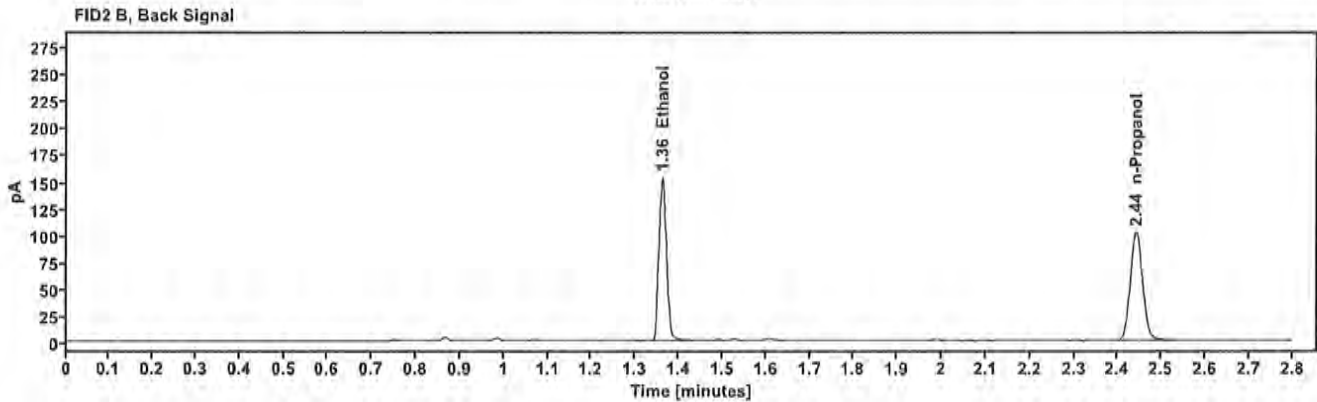
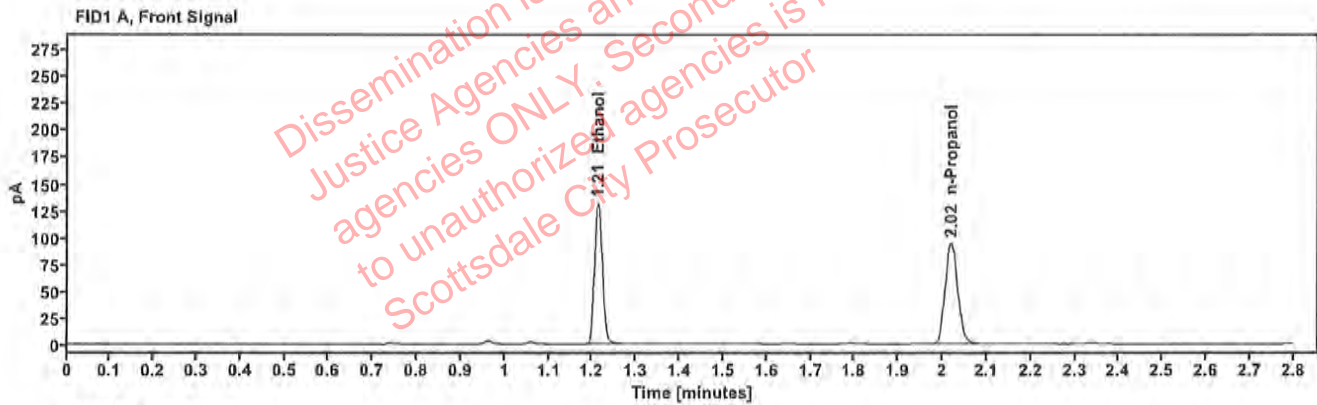


Table 1: FID 1 A (column DB-ALC1)

Compound	Amount (g/100mL)	Time (min)	Peak Area
>Ethanol	0.2590	1.213	169.223
n-Propanol	-----	2.019	186.976

Table 2: FID 2 B (column DB-ALC2)

Compound	Time (min)	Peak Area
Ethanol	1.362	187.323
n-Propanol	2.441	202.511

### Scottsdale Police Department Crime Lab Volatiles Analysis

Sample:	2402947-2	Vial:	52
Description:	[REDACTED]	LIMS ID:	[REDACTED]
Method:	ethanol quant.M	Sequence:	13Feb24
Instrument:	US14173023 CN14160045	Injection date:	2/13/2024 2:58:55 PM
Data file:	C:\Chem32\1\Data\13Feb24\52.D	Analyst:	Canonico

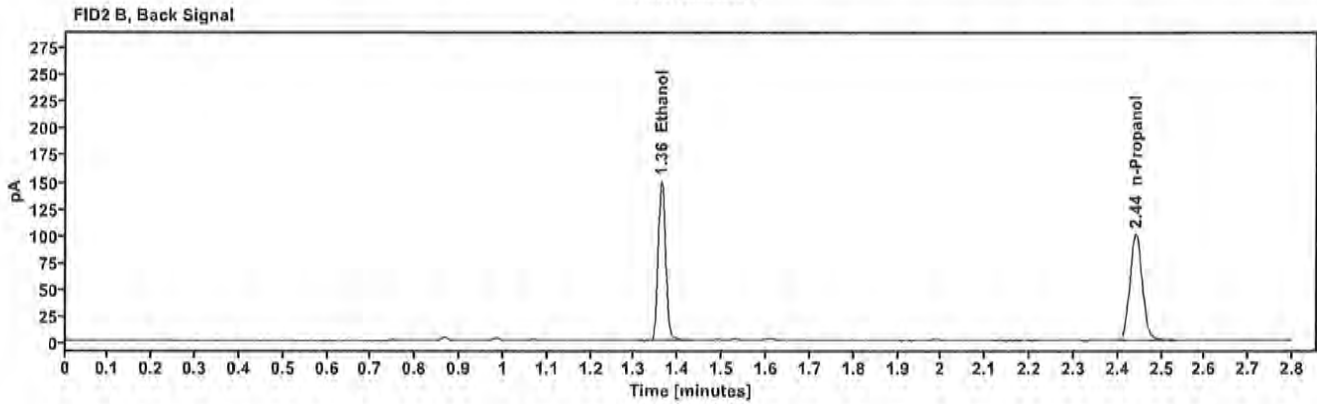
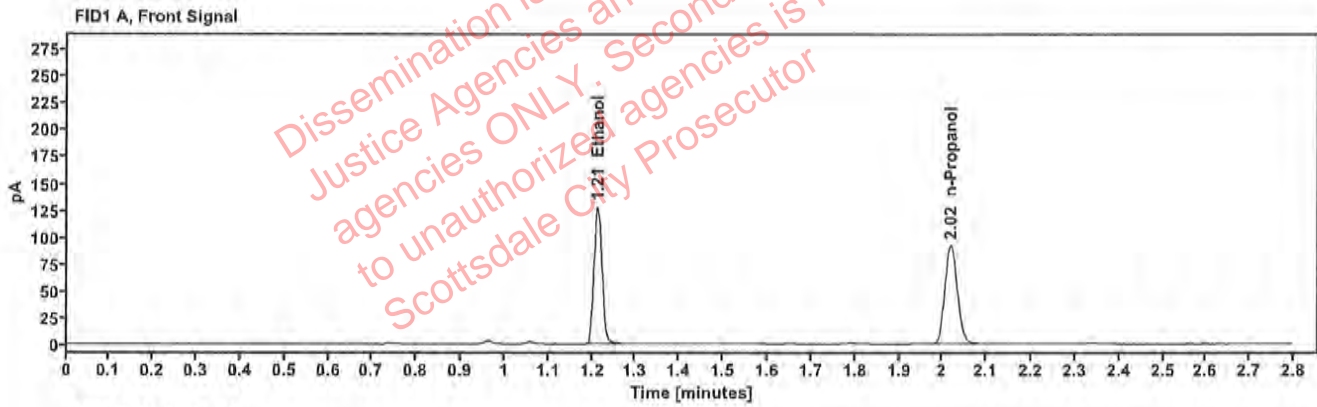


Table 1: FID 1 A (column DB-ALC1)

Compound	Amount (g/100mL)	Time (min)	Peak Area
>Ethanol	0.2550	1.212	164.584
n-Propanol	—	2.019	184.695

Table 2: FID 2 B (column DB-ALC2)

Compound	Time (min)	Peak Area
Ethanol	1.361	182.118
n-Propanol	2.441	198.402