

SCOTTSDALE POLICE DEPARTMENT CRIME LABORATORY BLOOD ALCOHOL FACE SHEET

ANALYSIS DATE 4/9/24 SEQUENCE NAME 09Apr24

EQUIPMENT

Pipettor Hamilton ML600EH7497 Hamilton ML600GJ10749
 Gas Chromatograph Agilent US14173023

INSTRUMENT CALIBRATION

Vial 1 0.02 calibrator Lot FN03122113 Coefficient of determination (r²)
 Vial 2 0.10 calibrator Lot FN03072301 0.99992
 Vial 3 0.20 calibrator Lot FN03132302
 Vial 4 0.40 calibrator Lot FN03052102

CALIBRATION VERIFICATION AND RESOLUTION TEST

Vial	Sample	Expected result	Measured result	Manufacturer/lot
5	Blank	Not detected	Not detected	SPD lab 011823WB
6	Volatiles mix	6 compounds	6 compounds	SPD lab 050721MIX
7	Aqueous control	0.400 g/dL	0.402 g/dL	Lipomed 30012020-A
8	Aqueous control	0.040 g/dL	0.040 g/dL	Lipomed 14082019-B
9	Blood control	0.199 g/dL	0.205 g/dL	ACQ 4110320133/11
20	Aqueous control	0.080 g/dL	0.080 g/dL	Lipomed 20012020-B
31	Blood control	0.199 g/dL	0.206 g/dL	ACQ 4110320133/11
42	Aqueous control	0.080 g/dL	0.079 g/dL	Lipomed 20012020-B
53	Aqueous control	0.400 g/dL	0.403 g/dL	Lipomed 30012020-A
54	Aqueous control	0.040 g/dL	0.040 g/dL	Lipomed 14082019-B
55	Blood control	0.199 g/dL	0.206 g/dL	ACQ 4110320133/11
56	Blank	Not detected	Not detected	SPD lab 032824AQ

SUBJECT SAMPLES

Subjects in the sequence 20 Subjects requiring reanalysis 0

ADDITIONAL NOTES: All testing proceeded as expected.

Run valid Run invalid Philip Bourke Analyst
 Run valid Run invalid Don Abbott Technical Reviewer

Scottsdale Police Department Crime Laboratory Sequence Quality Assurance Summary

18

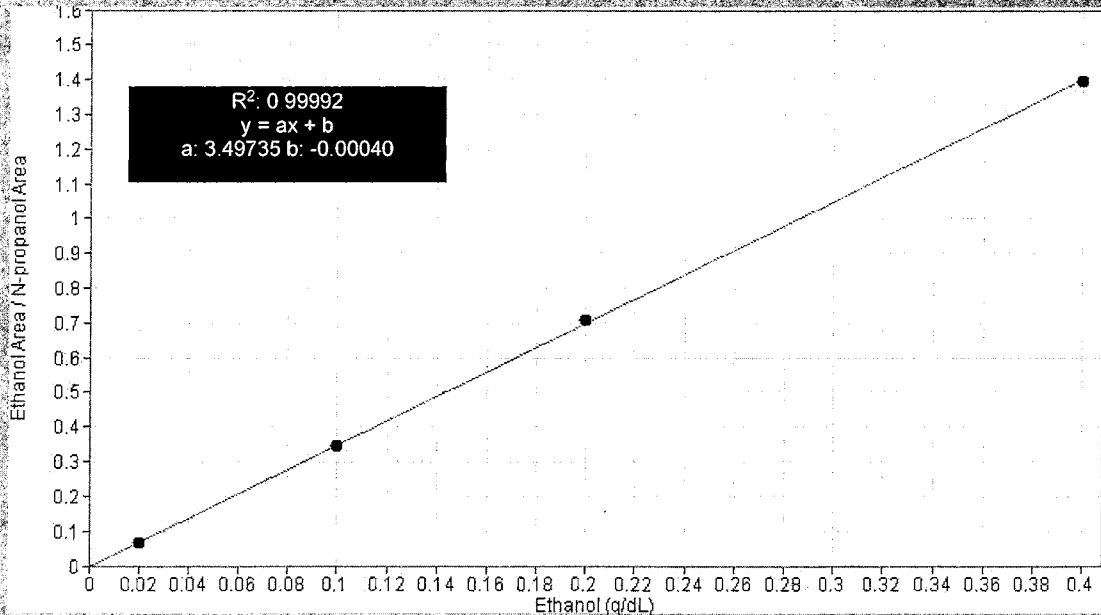
SEQUENCE NAME: 09Apr24

ANALYST: Brooke

Sample Name	Vial	Measured Value (g/dL)	Expected Value (g/dL)	Percent Difference	Absolute Difference (g/dL)
blank 011823VWB	5	negative	negative	-	-
0.400 30012020-A	7	0.402	0.400	0.50	0.002
0.040 14082019-B	8	0.040	0.040	0.00	0.000
0.199 4110320133/11	9	0.205	0.199	3.02	0.006
0.080 20012020-B	20	0.080	0.080	0.00	0.000
0.199 4110320133/11	31	0.206	0.199	3.52	0.007
0.080 20012020-B	42	0.079	0.080	1.25	-0.001
0.400 30012020-A	53	0.403	0.400	0.75	0.003
0.040 14082019-B	54	0.040	0.040	0.00	0.000
0.199 4110320133/11	55	0.206	0.199	3.52	0.007
blank 032824AQ	56	negative	negative	-	-

Calibrator	Ethanol Area	N-propanol Area	Ratio
0.020	11.746	173.460	0.068
0.100	60.033	173.276	0.347
0.200	124.128	175.600	0.707
0.400	240.677	172.473	1.395

Calibration Line



Scottsdale Police Department Crime Lab Volatiles Analysis

Sample:	FN03122113	Vial:	1
Description:	0.020 calibrator	Sequence:	09Apr24
Method:	ethanol quant.M	Injection date:	4/9/2024 3:56:19 PM
Instrument:	US14173023 CN14160045	Analyst:	Brooke JAB
Data file:	C:\Chem32\1\Data\09Apr24\1.D		

Dissemination is restricted to Criminal Justice Agencies and authorized Non-CJ agencies ONLY. Secondary dissemination to unauthorized agencies is PROHIBITED. Scottsdale City Prosecutor

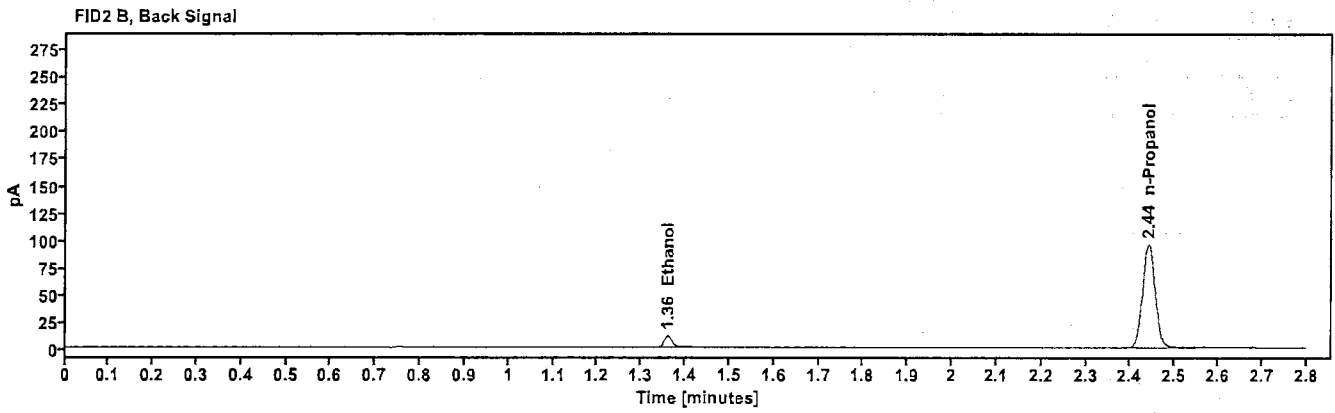
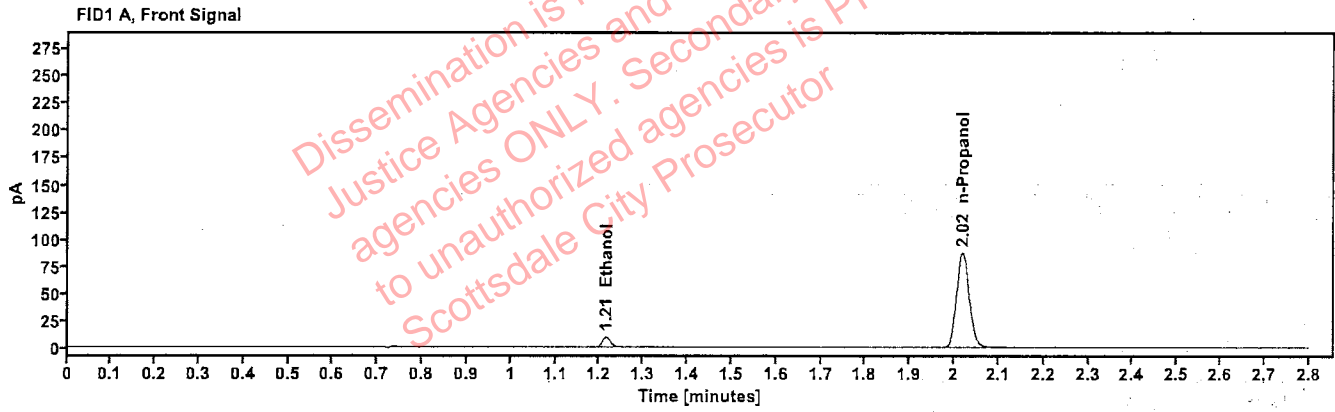


Table 1: FID 1 A (column DB-ALC1)

Compound	Time (min)	Peak Area
Ethanol	1.214	11.746
n-Propanol	2.019	173.460

Table 2: FID 2 B (column DB-ALC2)

Compound	Time (min)	Peak Area
Ethanol	1.360	12.864
n-Propanol	2.440	189.010

Scottsdale Police Department Crime Lab Volatiles Analysis

Sample:	FN03072301	Vial:	2
Description:	0.100 calibrator	Sequence:	09Apr24
Method:	ethanol quant.M	Injection date:	4/9/2024 4:00:18 PM
Instrument:	US14173023 CN14160045	Analyst:	Brooke RB
Data file:	C:\Chem32\1\Data\09Apr24\2.D		

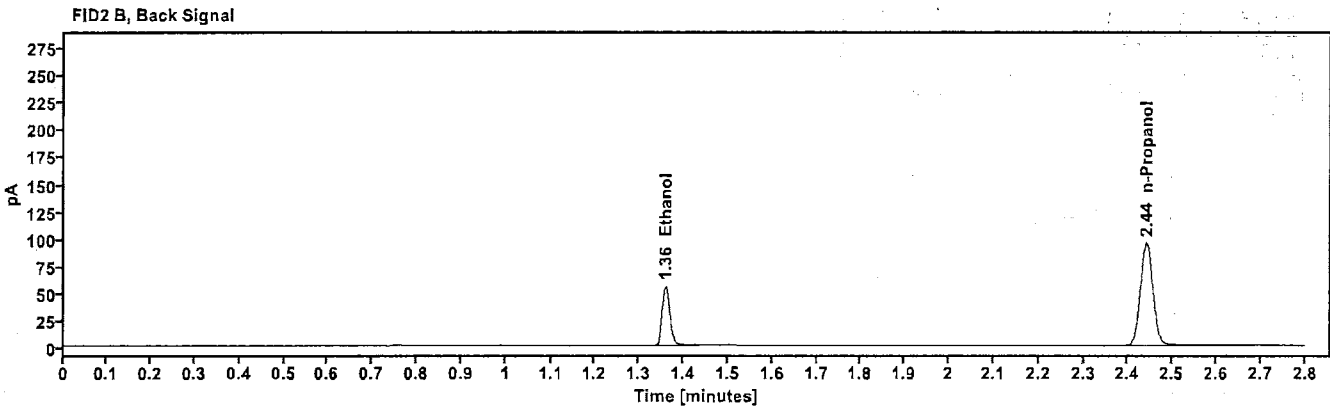
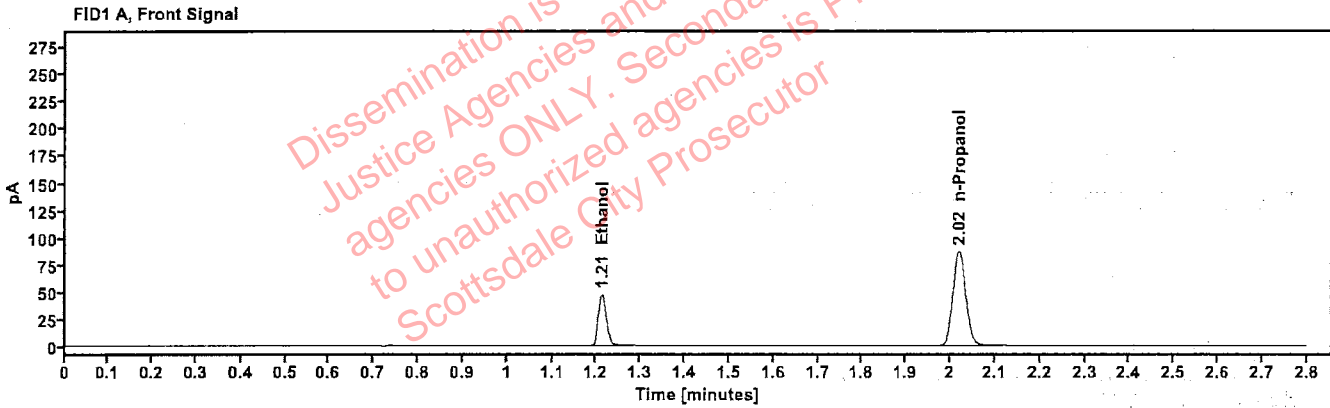


Table 1: FID 1 A (column DB-ALC1)

Compound	Time (min)	Peak Area
Ethanol	1.212	60.033
n-Propanol	2.019	173.276

Table 2: FID 2 B (column DB-ALC2)

Compound	Time (min)	Peak Area
Ethanol	1.359	65.975
n-Propanol	2.441	188.528

Scottsdale Police Department Crime Lab Volatiles Analysis

Sample: FN03132302	Vial: 3
Description: 0.200 calibrator	Sequence: 09Apr24
Method: ethanol quant.M	Injection date: 4/9/2024 4:04:19 PM
Instrument: US14173023 CN14160045	Analyst: Brooke FB
Data file: C:\Chem32\1\Data\09Apr24\3.D	

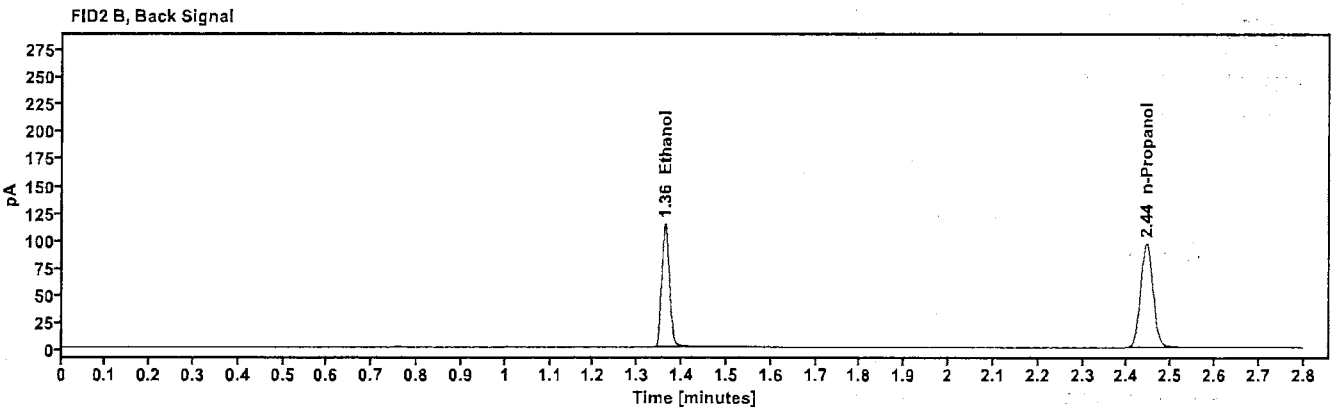
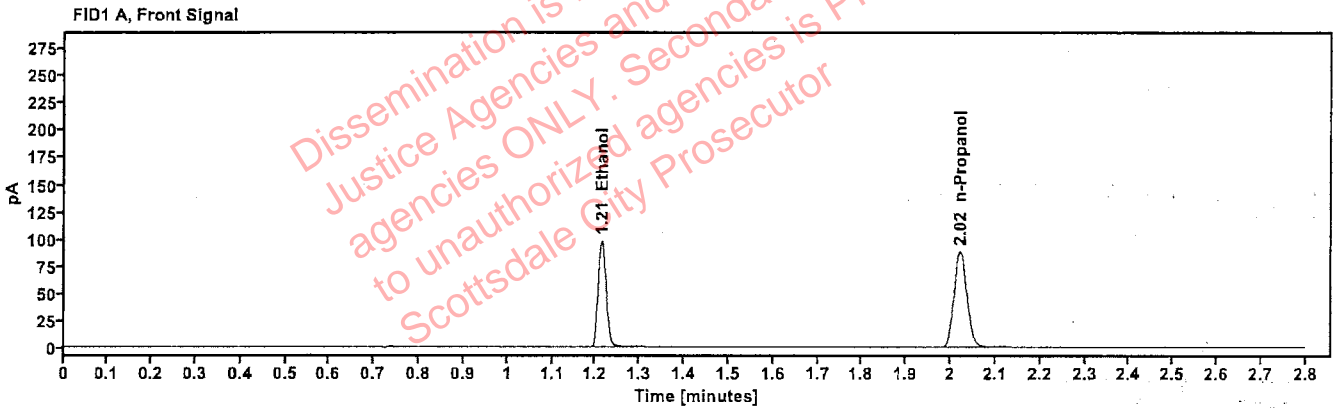


Table 1: FID 1 A (column DB-ALC1)

Compound	Time (min)	Peak Area
Ethanol	1.213	124.128
n-Propanol	2.021	175.600

Table 2: FID 2 B (column DB-ALC2)

Compound	Time (min)	Peak Area
Ethanol	1.362	136.472
n-Propanol	2.444	190.838

Scottsdale Police Department Crime Lab Volatiles Analysis

Sample: FN03052102	Vial: 4
Description: 0.400 calibrator	Sequence: 09Apr24
Method: ethanol quant.M	Injection date: 4/9/2024 4:08:18 PM
Instrument: US14173023 CN14160045	Analyst: Brooke
Data file: C:\Chem32\1\Data\09Apr24\4.D	

PB

Dissemination is restricted to Criminal Justice Agencies and authorized agencies ONLY. Secondary dissemination to unauthorized agencies is PROHIBITED. Scottsdale City Prosecutor

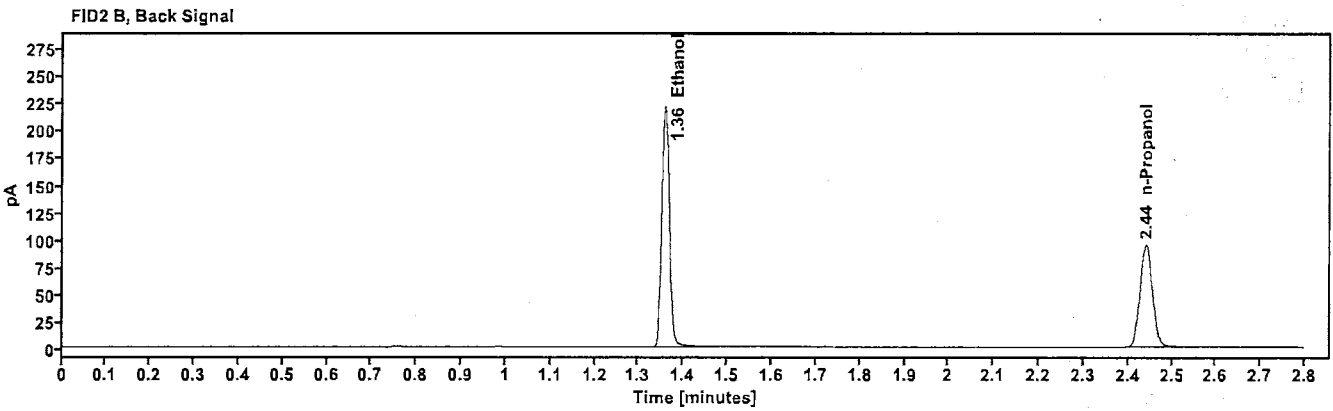
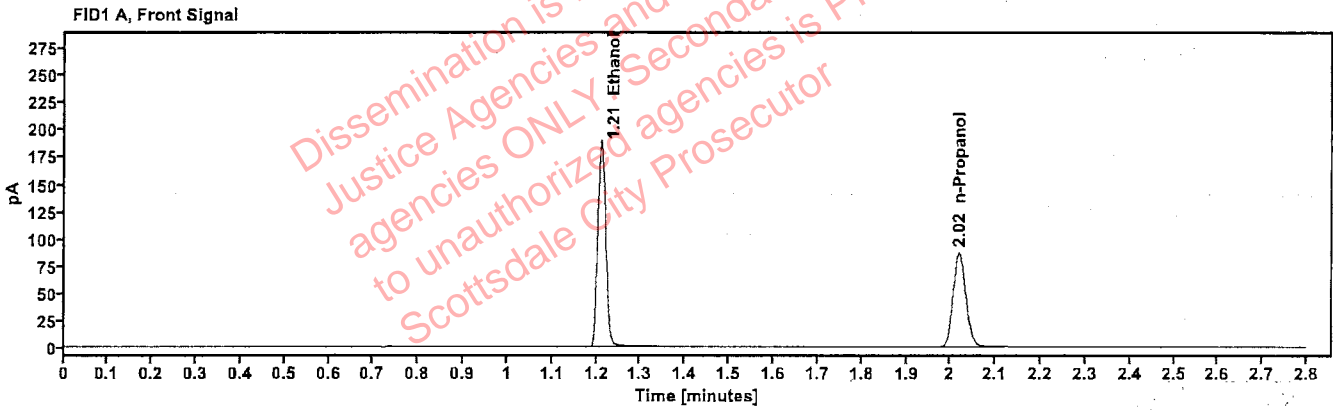


Table 1: FID 1 A (column DB-ALC1)

Compound	Time (min)	Peak Area
Ethanol	1.211	240.677
n-Propanol	2.019	172.473

Table 2: FID 2 B (column DB-ALC2)

Compound	Time (min)	Peak Area
Ethanol	1.358	265.290
n-Propanol	2.441	187.382

Scottsdale Police Department Crime Lab Volatiles Analysis

Sample: 011823WB	Vial: 5
Description: Negative	LIMS ID:
Method: ethanol quant.M	Sequence: 09Apr24
Instrument: US14173023 CN14160045	Injection date: 4/9/2024 4:12:19 PM
Data file: C:\Chem32\11\Data\09Apr24\5.D	Analyst: Brooke

B

Dissemination is restricted to Criminal Justice Agencies and authorized agencies ONLY. Secondary dissemination to unauthorized agencies is PROHIBITED. Scottsdale City Prosecutor

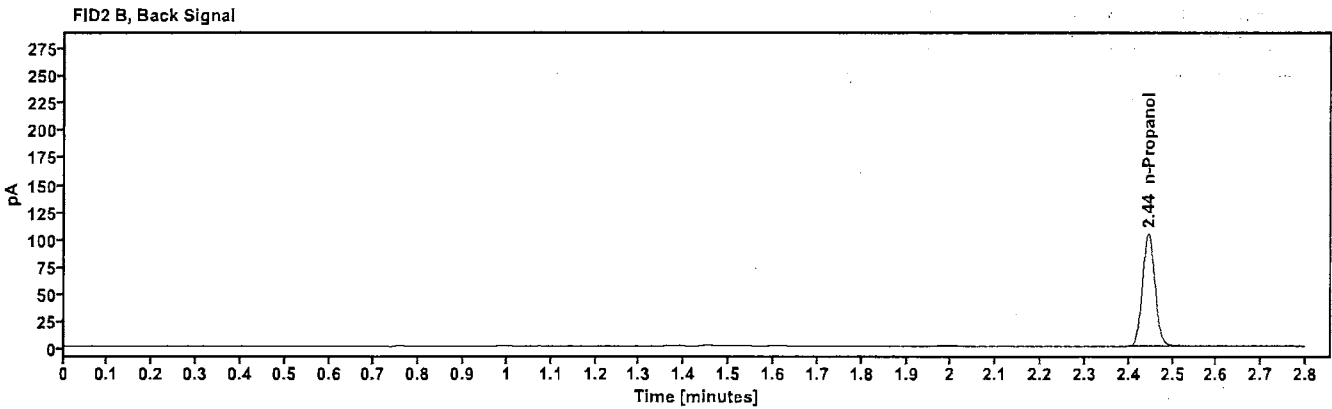
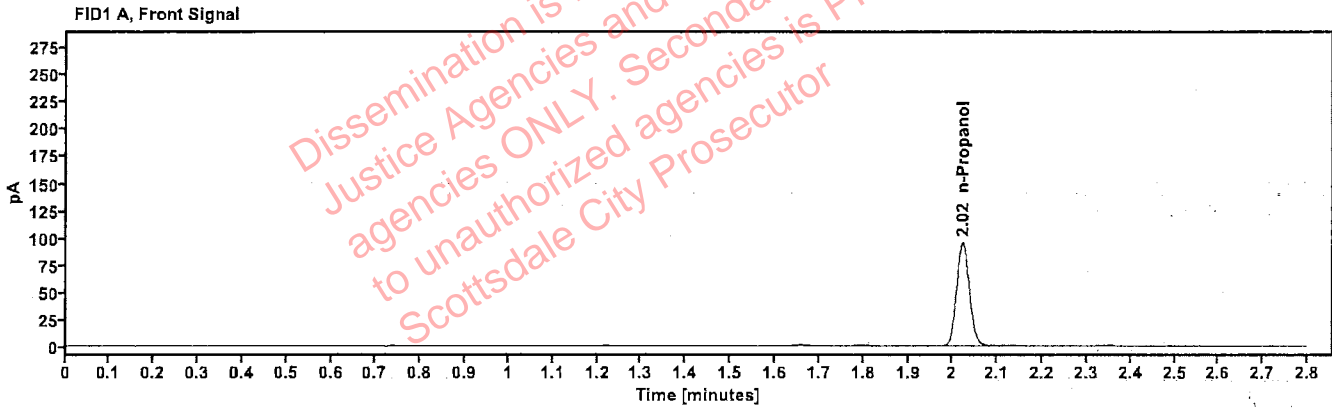


Table 1: FID 1 A (column DB-ALC1)

Compound	Amount (g/100mL)	Time (min)	Peak Area
n-Propanol	---	2.022	189.709

Table 2: FID 2 B (column DB-ALC2)

Compound	Time (min)	Peak Area
n-Propanol	2.445	206.297

Scottsdale Police Department Crime Lab Volatiles Analysis

Sample:	050721MIX	Vial:	6
Description:	Volatiles mix	LIMS ID:	
Method:	ethanol quant.M	Sequence:	09Apr24
Instrument:	US14173023 CN14160045	Injection date:	4/9/2024 4:16:18 PM
Data file:	C:\Chem32\1\Data\09Apr24\6.D	Analyst:	Brooke

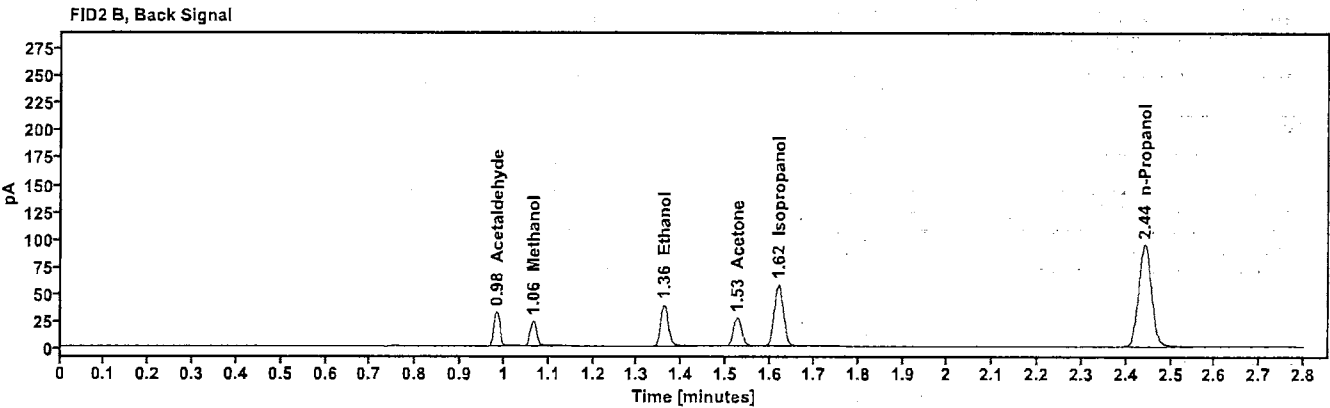
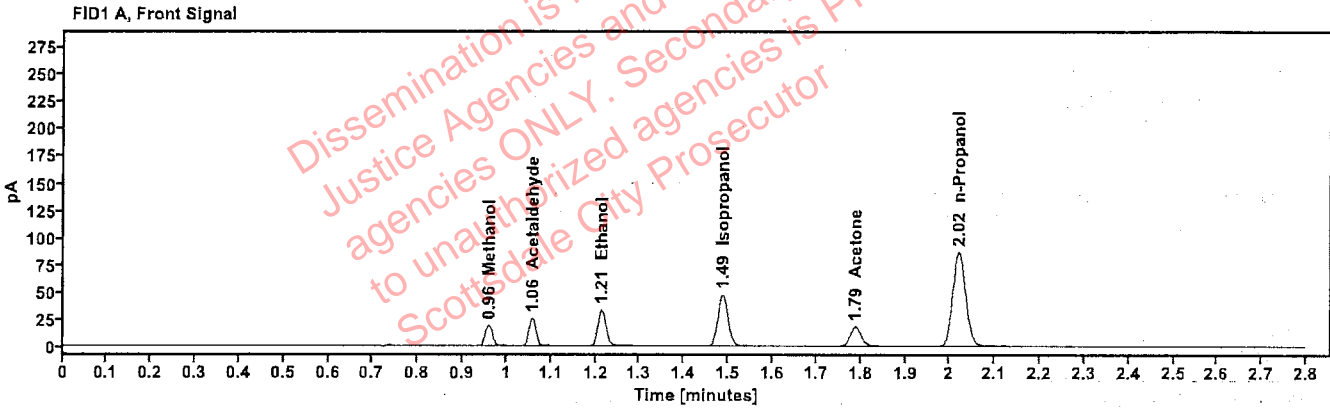


Table 1: FID 1 A (column DB-ALC1)

Compound	Amount (g/100mL)	Time (min)	Peak Area
Methanol	-----	0.959	21.337
Acetaldehyde	-----	1.057	27.420
>Ethanol	0.0697	1.213	42.018
Isopropanol	-----	1.487	75.478
Acetone	-----	1.788	30.750
n-Propanol	-----	2.020	172.561

Table 2: FID 2 B (column DB-ALC2)

Compound	Time (min)	Peak Area
Acetaldehyde	0.983	30.693
Methanol	1.065	23.748
Ethanol	1.360	46.133
Acetone	1.525	33.880
Isopropanol	1.619	83.334
n-Propanol	2.442	187.251

Scottsdale Police Department Crime Lab Volatiles Analysis

Sample:	30012020-A	Vial:	7
Description:	0.400	LIMS ID:	
Method:	ethanol quant.M	Sequence:	09Apr24
Instrument:	US14173023 CN14160045	Injection date:	4/9/2024 4:20:33 PM
Data file:	C:\Chem32\1\Data\09Apr24\7.D	Analyst:	Brooke

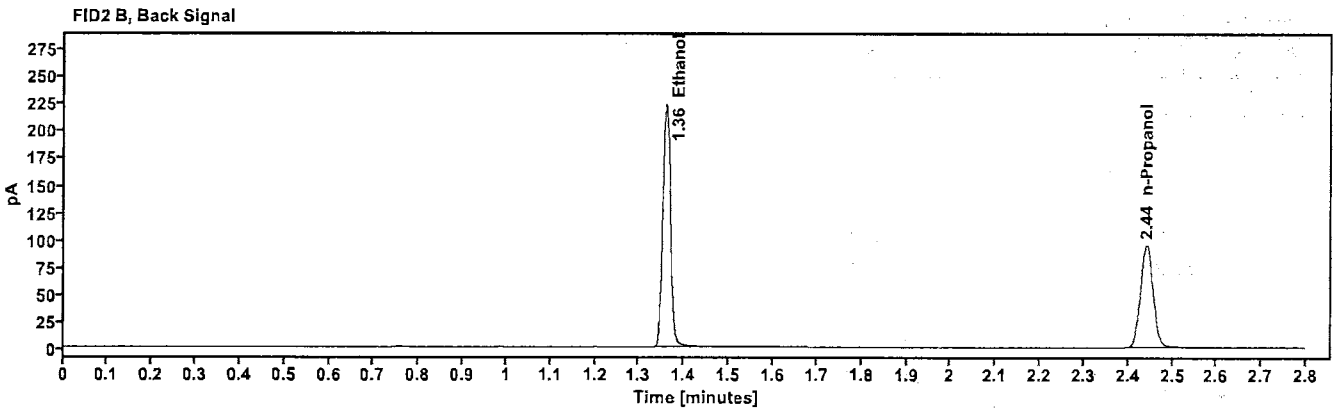
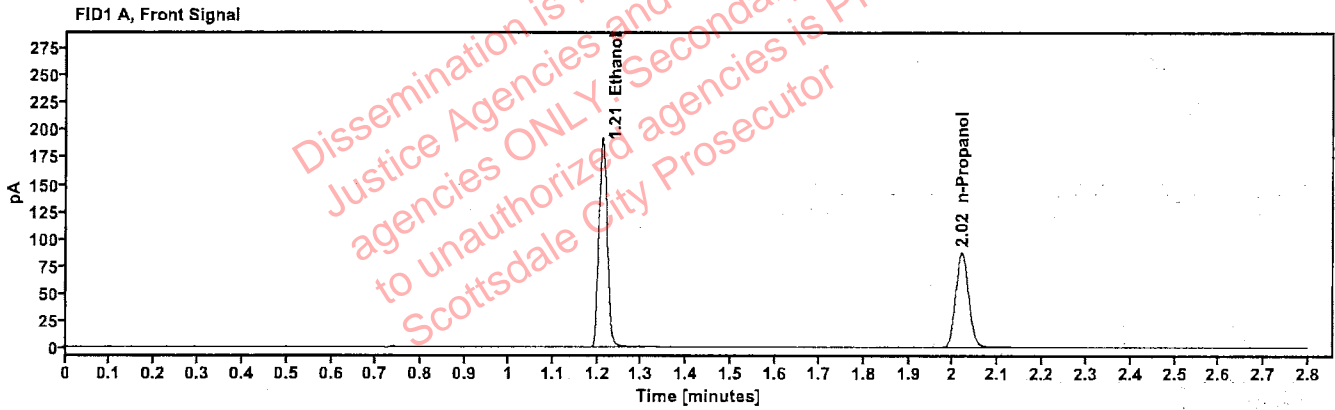


Table 1: FID 1 A (column DB-ALC1)

Compound	Amount (g/100mL)	Time (min)	Peak Area
>Ethanol	0.4022	1.211	243.918
n-Propanol	-----	2.020	173.468

Table 2: FID 2 B (column DB-ALC2)

Compound	Time (min)	Peak Area
Ethanol	1.359	268.703
n-Propanol	2.441	188.410

Scottsdale Police Department Crime Lab Volatiles Analysis

Sample: 14082019-B	Vial: 8
Description: 0.040	LIMS ID:
Method: ethanol quant.M	Sequence: 09Apr24
Instrument: US14173023 CN14160045	Injection date: 4/9/2024 4:24:33 PM
Data file: C:\Chem32\1\Data\09Apr24\8.D	Analyst: Brooke

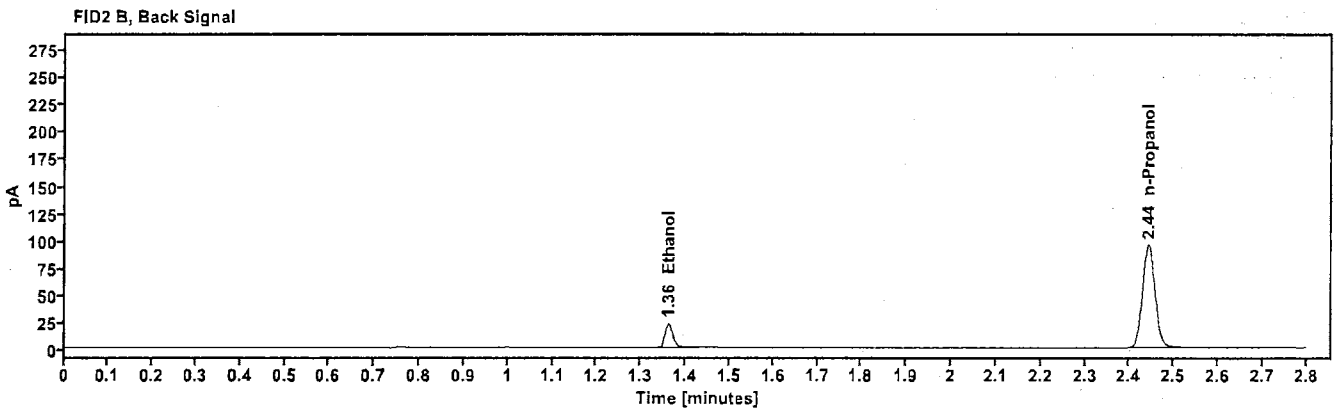
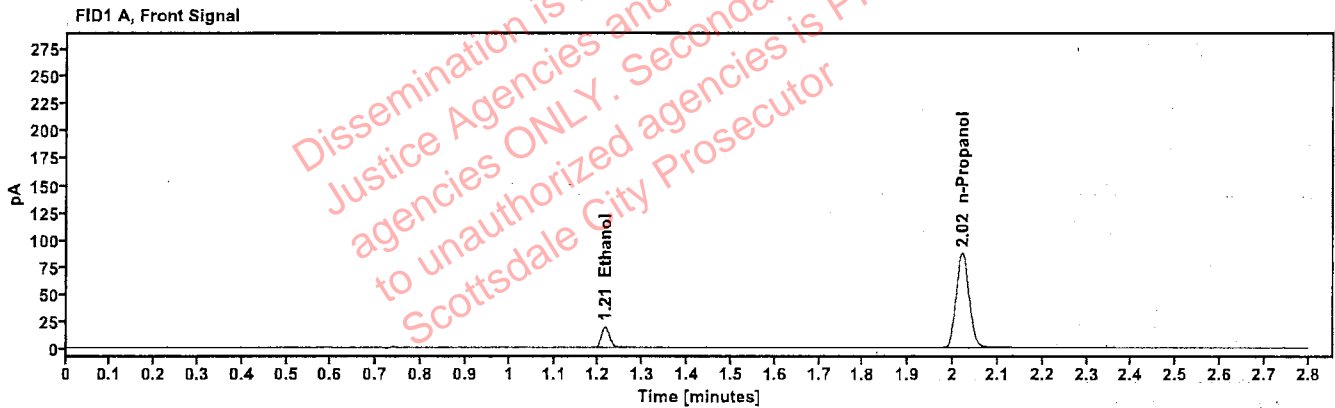


Table 1: FID 1 A (column DB-ALC1)

Compound	Amount (g/100mL)	Time (min)	Peak Area
>Ethanol	0.0402	1.214	24.361
n-Propanol	-----	2.020	173.728

Table 2: FID 2 B (column DB-ALC2)

Compound	Time (min)	Peak Area
Ethanol	1.362	26.741
n-Propanol	2.443	188.529

Scottsdale Police Department Crime Lab Volatiles Analysis

Sample: 4110320133/11	Vial: 9
Description: 0.199	LIMS ID:
Method: ethanol quant.M	Sequence: 09Apr24
Instrument: US14173023 CN14160045	Injection date: 4/9/2024 4:28:33 PM
Data file: C:\Chem32\1\Data\09Apr24\9.D	Analyst: Brooke

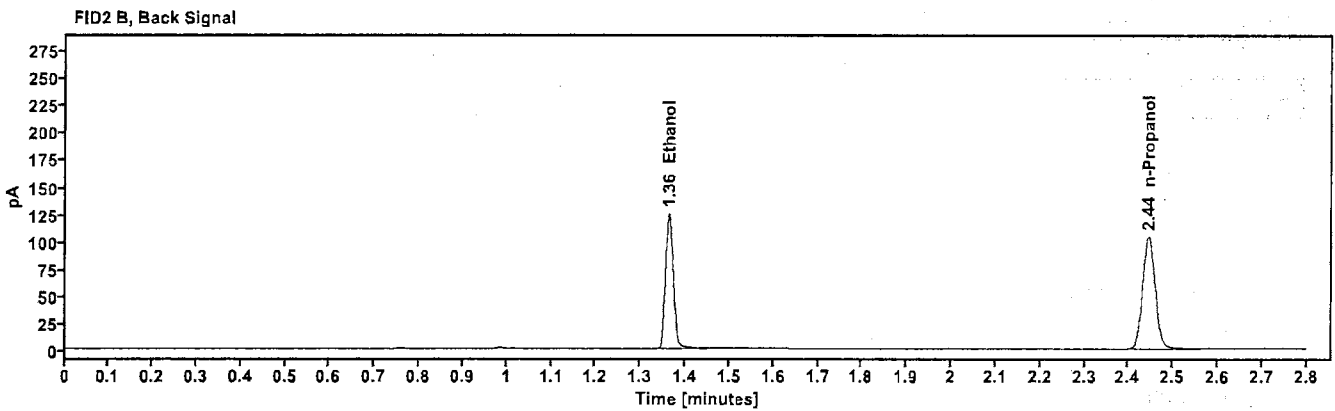
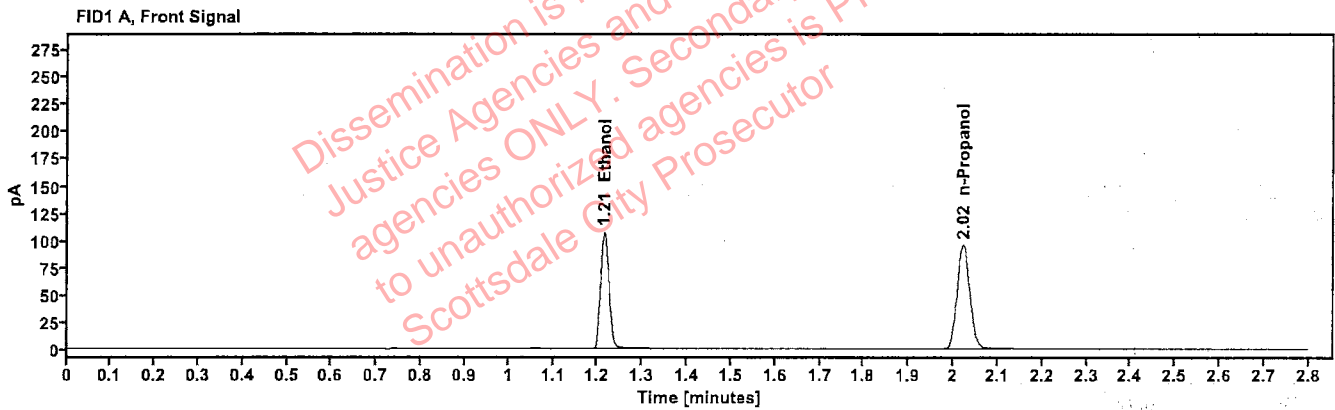


Table 1: FID 1 A (column DB-ALC1)

Compound	Amount (g/100mL)	Time (min)	Peak Area
>Ethanol	0.2058	1.214	137.106
n-Propanol	-----	2.022	190.598

Table 2: FID 2 B (column DB-ALC2)

Compound	Time (min)	Peak Area
Ethanol	1.363	150.872
n-Propanol	2.445	206.950

Scottsdale Police Department Crime Lab Volatiles Analysis

Sample: 20012020-B	Vial: 20
Description: 0.080	LIMS ID:
Method: ethanol quant.M	Sequence: 09Apr24
Instrument: US14173023 CN14160045	Injection date: 4/9/2024 5:13:04 PM
Data file: C:\Chem32\1\Data\09Apr24\20.D	Analyst: Brooke

PB

Dissemination is restricted to Criminal Justice Agencies and authorized agencies ONLY. Secondary dissemination to unauthorized agencies is PROHIBITED. Scottsdale City Prosecutor

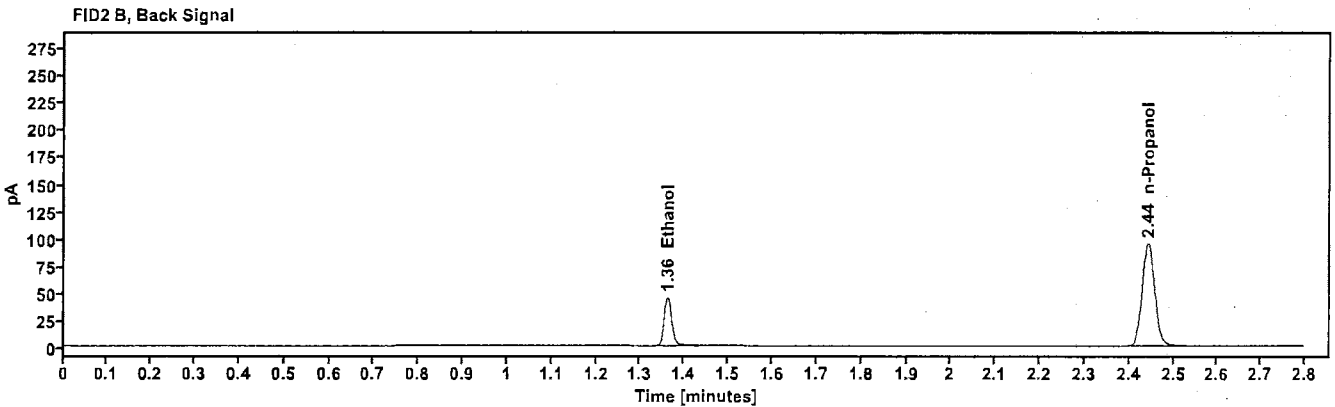
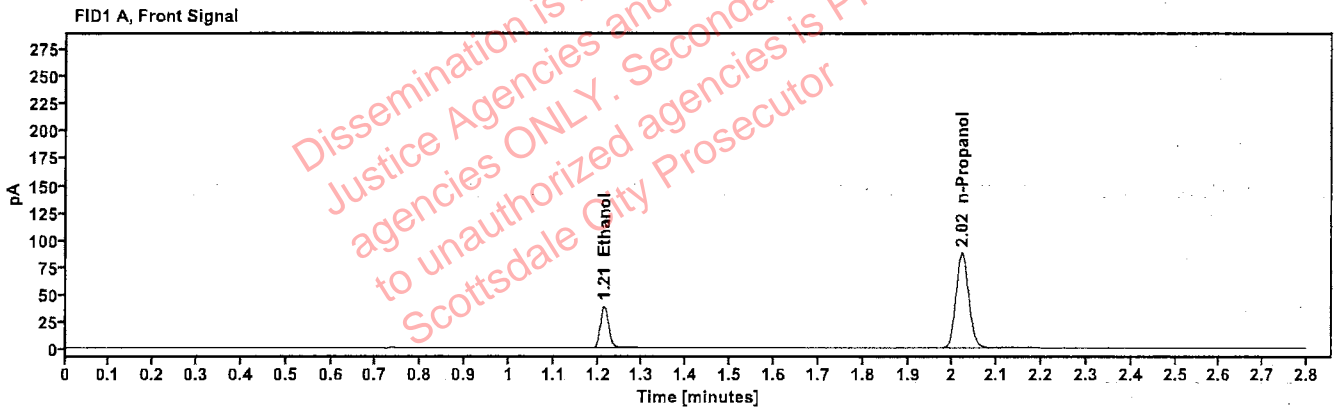


Table 1: FID 1 A (column DB-ALC1)

Compound	Amount (g/100mL)	Time (min)	Peak Area
>Ethanol	0.0806	1.214	49.111
n-Propanol	---	2.021	174.572

Table 2: FID 2 B (column DB-ALC2)

Compound	Time (min)	Peak Area
Ethanol	1.362	53.785
n-Propanol	2.443	189.036

Scottsdale Police Department Crime Lab Volatiles Analysis

Sample: 4110320133/11	Vial: 31
Description: 0.199	LIMS ID:
Method: ethanol quant.M	Sequence: 09Apr24
Instrument: US14173023 CN14160045	Injection date: 4/9/2024 5:57:34 PM
Data file: C:\Chem32\1\Data\09Apr24\31.D	Analyst: Brooke

JB

Dissemination is restricted to Criminal Justice Agencies and authorized agencies ONLY. Secondary dissemination to unauthorized agencies is PROHIBITED. Scottsdale City Prosecutor

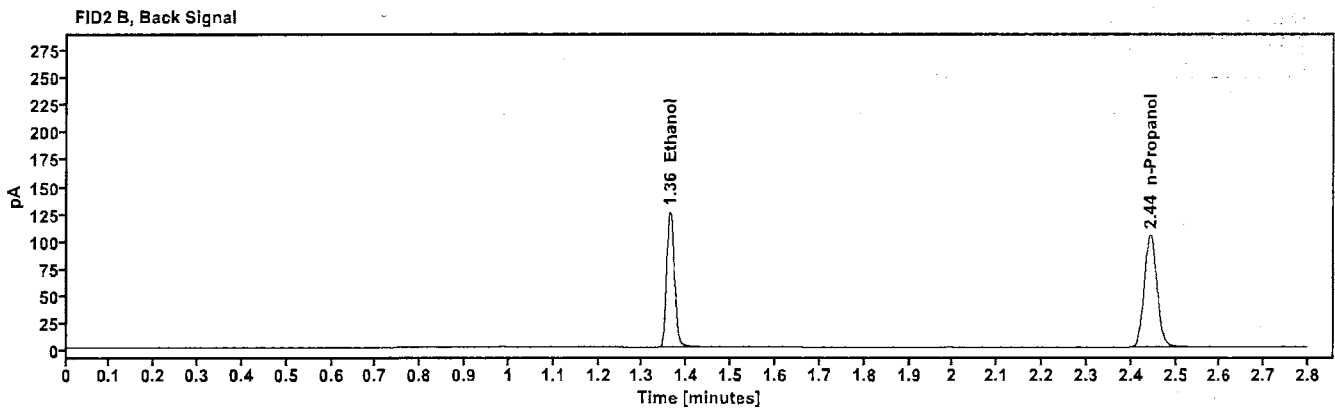
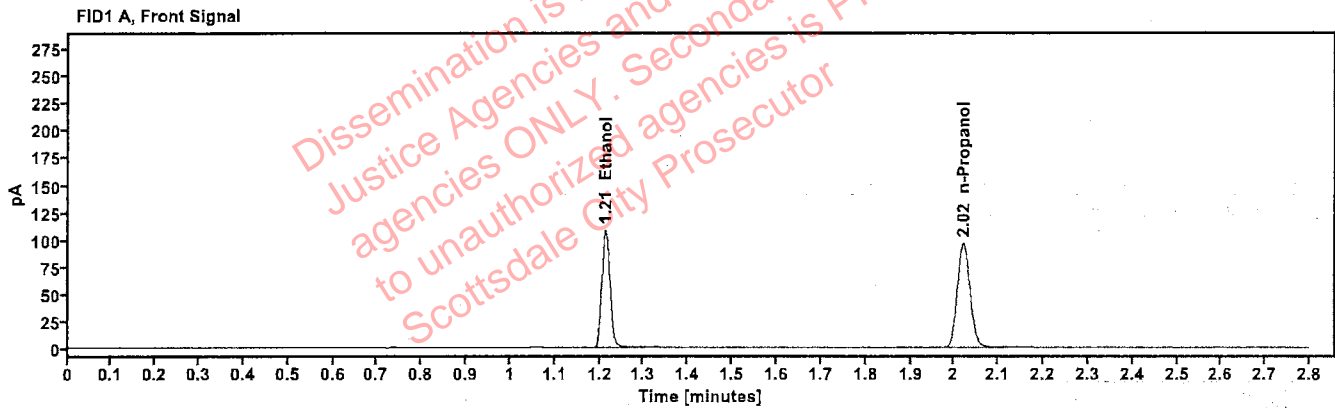


Table 1: FID 1 A (column DB-ALC1)

Compound	Amount (g/100mL)	Time (min)	Peak Area
>Ethanol	0.2067	1.213	138.499
n-Propanol	---	2.021	191.660

Table 2: FID 2 B (column DB-ALC2)

Compound	Time (min)	Peak Area
Ethanol	1.362	151.721
n-Propanol	2.443	207.666

Scottsdale Police Department Crime Lab Volatiles Analysis

Sample: 20012020-B	Vial: 42
Description: 0.080	LIMS ID:
Method: ethanol quant.M	Sequence: 09Apr24
Instrument: US14173023 CN14160045	Injection date: 4/9/2024 6:41:49 PM
Data file: C:\Chem32\1\Data\09Apr24\42.D	Analyst: Brooke

YBS

Dissemination is restricted to Criminal Justice Agencies and authorized agencies ONLY. Secondary dissemination to unauthorized agencies is PROHIBITED. Scottsdale City Prosecutor

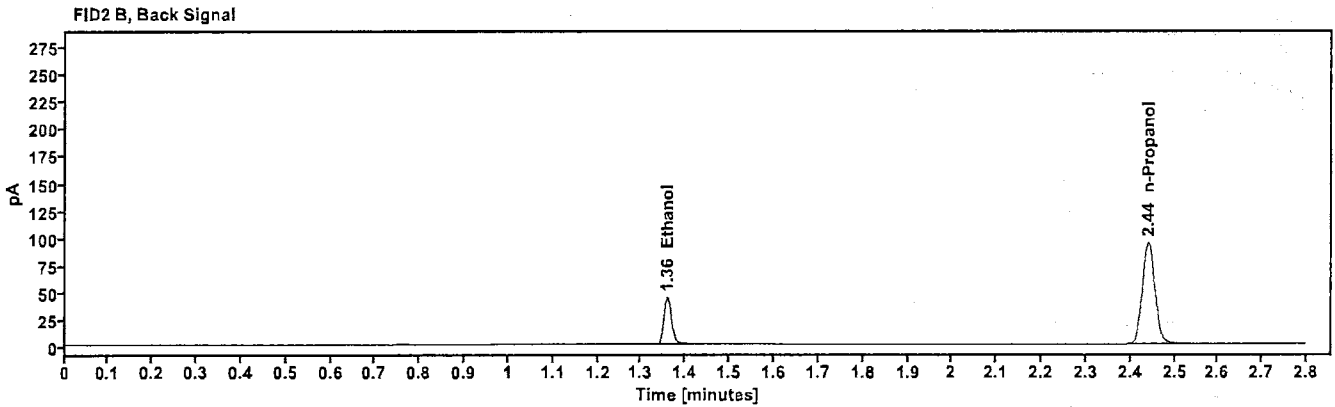
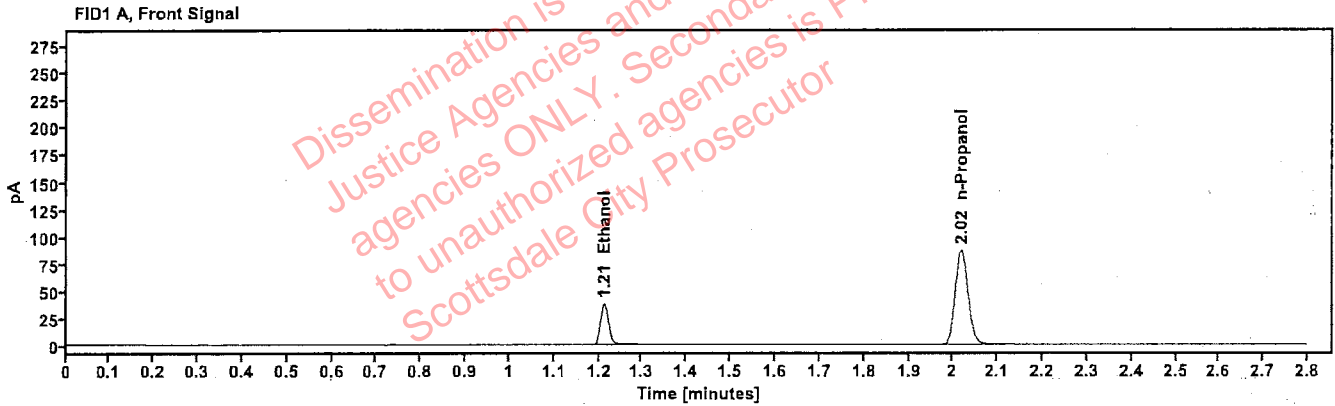


Table 1: FID 1 A (column DB-ALC1)

Compound	Amount (g/100mL)	Time (min)	Peak Area
>Ethanol	0.0794	1.212	47.885
n-Propanol	---	2.019	172.713

Table 2: FID 2 B (column DB-ALC2)

Compound	Time (min)	Peak Area
Ethanol	1.359	52.336
n-Propanol	2.440	187.294

Scottsdale Police Department Crime Lab Volatiles Analysis

Sample:	30012020-A	Vial:	53
Description:	0.400	LIMS ID:	
Method:	ethanol quant.M	Sequence:	09Apr24
Instrument:	US14173023 CN14160045	Injection date:	4/9/2024 7:26:18 PM
Data file:	C:\Chem32\1\Data\09Apr24\53.D	Analyst:	Brooke

193

Dissemination is restricted to Criminal Justice Agencies and authorized agencies ONLY. Secondary dissemination to unauthorized agencies is PROHIBITED. Scottsdale City Prosecutor

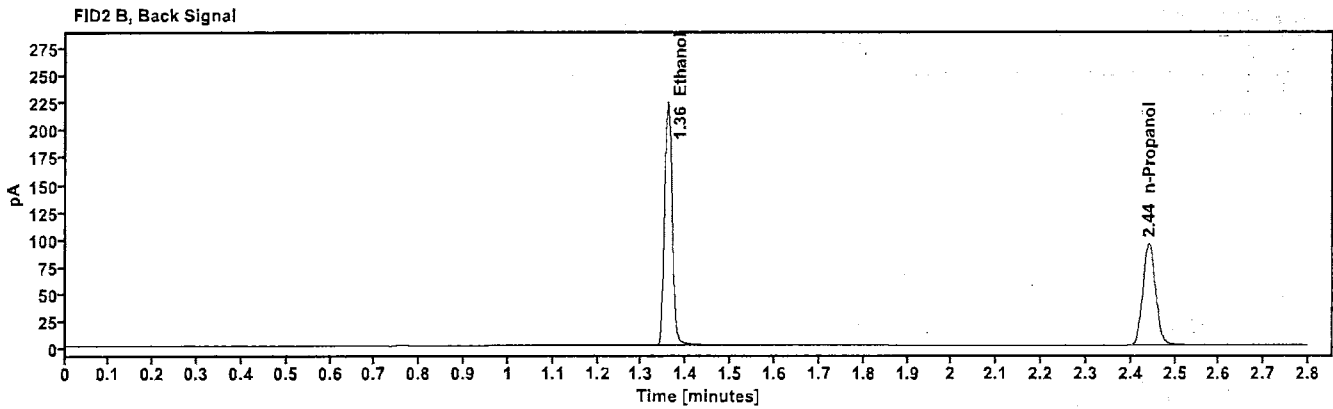
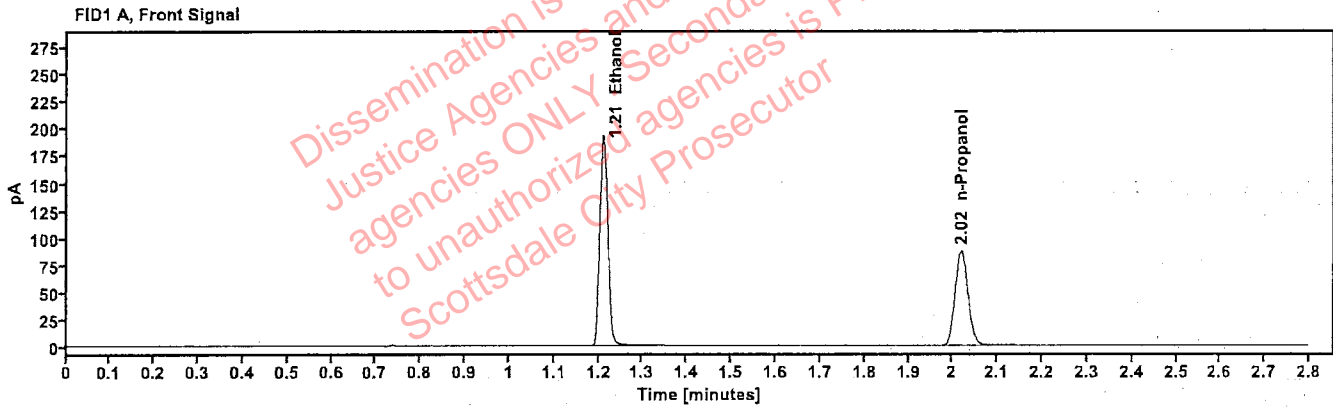


Table 1: FID 1 A (column DB-ALC1)

Compound	Amount (g/100mL)	Time (min)	Peak Area
>Ethanol	0.4031	1.211	244.964
n-Propanol	-----	2.019	173.807

Table 2: FID 2 B (column DB-ALC2)

Compound	Time (min)	Peak Area
Ethanol	1.359	269.573
n-Propanol	2.441	188.456

Scottsdale Police Department Crime Lab Volatiles Analysis

Sample:	14082019-B	Vial:	54
Description:	0.040	LIMS ID:	
Method:	ethanol quant.M	Sequence:	09Apr24
Instrument:	US14173023 CN14160045	Injection date:	4/9/2024 7:30:19 PM
Data file:	C:\Chem32\1\Data\09Apr24\54.D	Analyst:	Brooke

Dissemination is restricted to Criminal Justice Agencies and authorized agencies ONLY. Secondary dissemination to unauthorized agencies is PROHIBITED. Scottsdale City Prosecutor

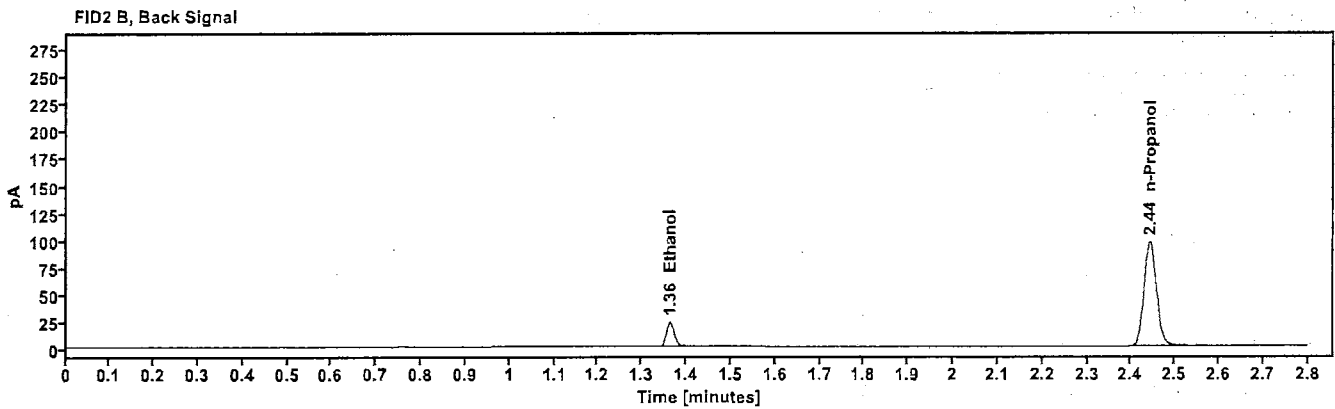
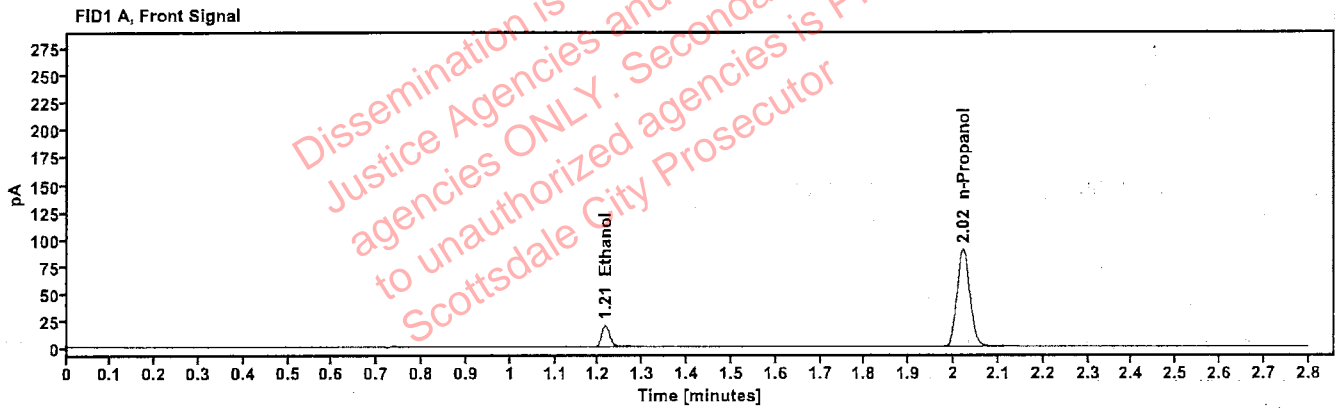


Table 1: FID 1 A (column DB-ALC1)

Compound	Amount (g/100mL)	Time (min)	Peak Area
>Ethanol	0.0406	1.215	25.227
n-Propanol	---	2.021	178.185

Table 2: FID 2 B (column DB-ALC2)

Compound	Time (min)	Peak Area
Ethanol	1.363	27.632
n-Propanol	2.443	193.112

Scottsdale Police Department Crime Lab Volatiles Analysis

Sample:	4110320133/11	Vial:	55
Description:	0.199	LIMS ID:	
Method:	ethanol quant.M	Sequence:	09Apr24
Instrument:	US14173023 CN14160045	Injection date:	4/9/2024 7:34:33 PM
Data file:	C:\Chem32\1\Data\09Apr24\55.D	Analyst:	Brooke

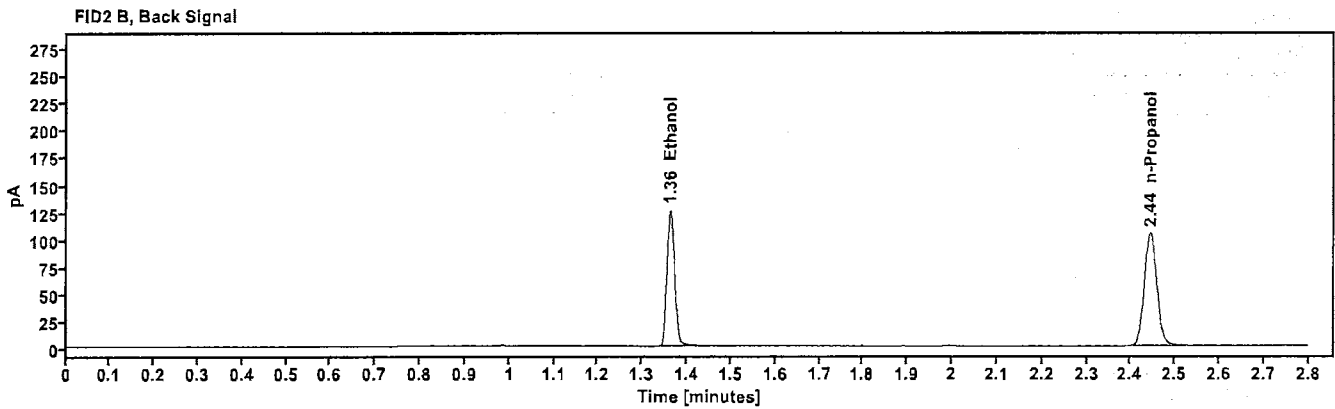
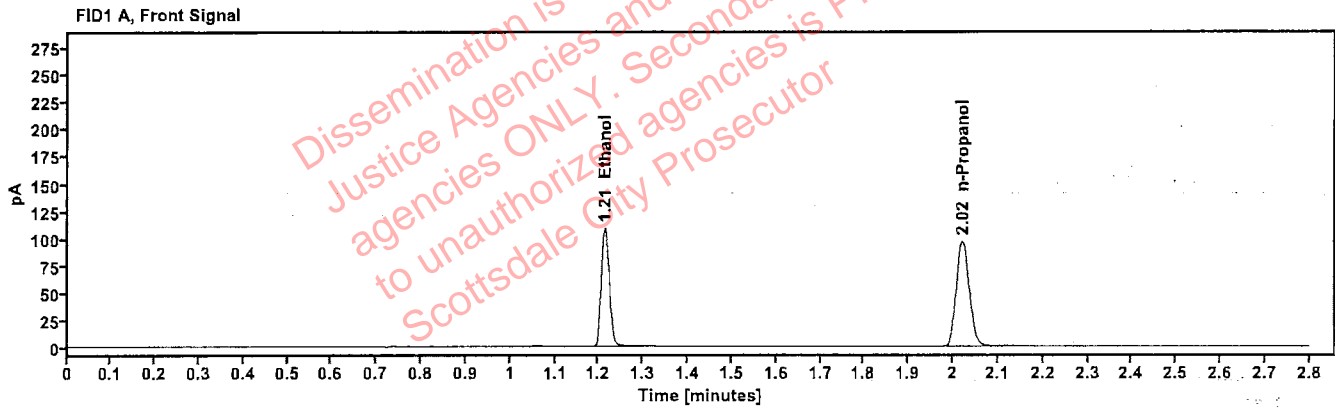


Table 1: FID 1 A (column DB-ALC1)

Compound	Amount (g/100mL)	Time (min)	Peak Area
>Ethanol	0.2064	1.213	138.826
n-Propanol	---	2.021	192.383

Table 2: FID 2 B (column DB-ALC2)

Compound	Time (min)	Peak Area
Ethanol	1.362	152.196
n-Propanol	2.444	208.815

Scottsdale Police Department Crime Lab Volatiles Analysis

Sample: 032824AQ	Vial: 56
Description: Negative	LIMS ID:
Method: ethanol quant.M	Sequence: 09Apr24
Instrument: US14173023 CN14160045	Injection date: 4/9/2024 7:38:34 PM
Data file: C:\Chem32\1\Data\09Apr24\56.D	Analyst: Brooke

PB

Dissemination is restricted to Criminal Justice Agencies and authorized agencies ONLY. Secondary dissemination to unauthorized agencies is PROHIBITED. Scottsdale City Prosecutor

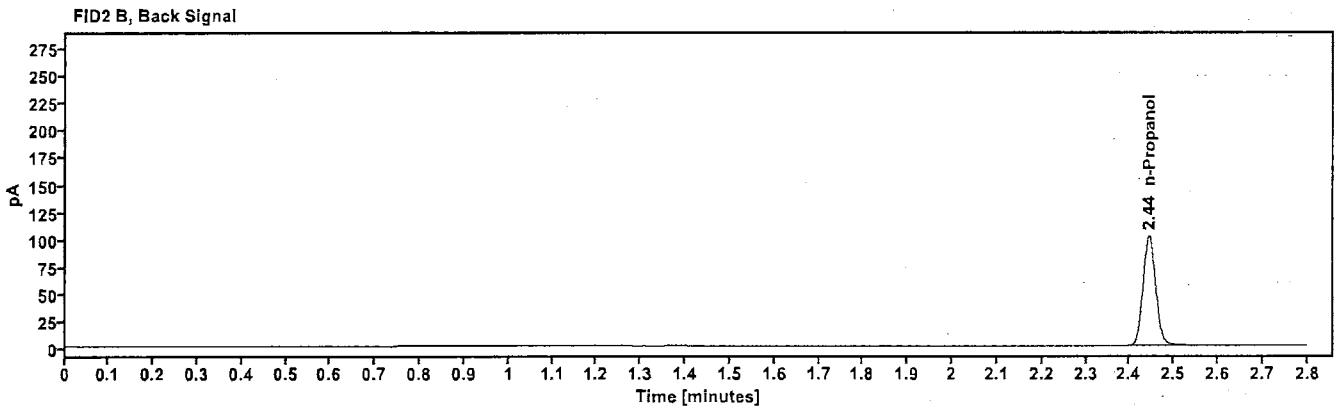
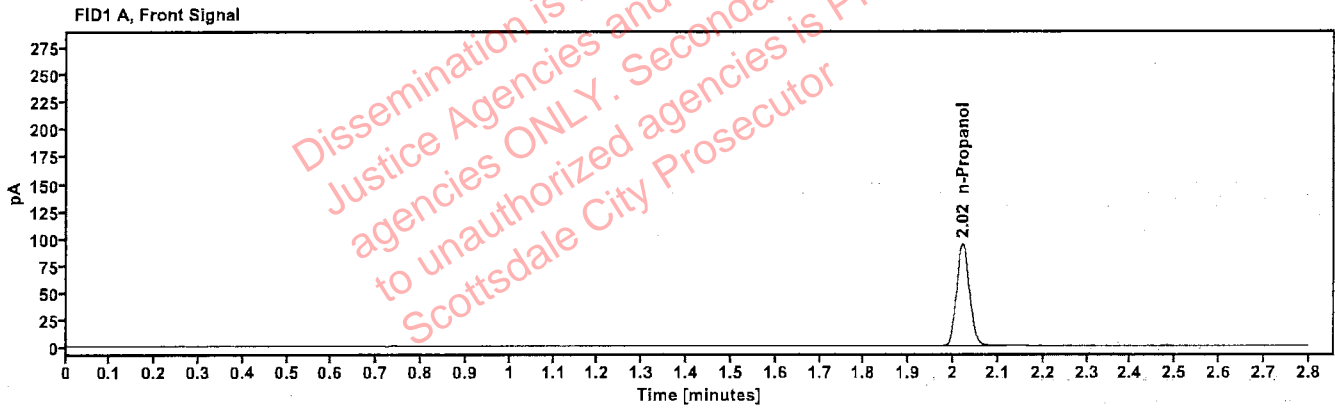


Table 1: FID 1 A (column DB-ALC1)

Compound	Amount (g/100mL)	Time (min)	Peak Area
n-Propanol	---	2.021	186.999

Table 2: FID 2 B (column DB-ALC2)

Compound	Time (min)	Peak Area
n-Propanol	2.444	202.823

Sequence Summary



Sequence name: 09Apr24 Instrument: US14173023 CN14160045 Analyst: Brooke

Vial	Sample	Description	Type	LIMS ID	Method
1	FN03122113	0.020 calibrator	Calibration		ethanol quant.M
2	FN03072301	0.100 calibrator	Calibration		ethanol quant.M
3	FN03132302	0.200 calibrator	Calibration		ethanol quant.M
4	FN03052102	0.400 calibrator	Calibration		ethanol quant.M
5	011823WB	Negative	Control		ethanol quant.M
6	050721MIX	Volatiles mix	Control		ethanol quant.M
7	30012020-A	0.400	Control		ethanol quant.M
8	14082019-B	0.040	Control		ethanol quant.M
9	4110320133/11	0.199	Control		ethanol quant.M
10	2405893-1		Sample		ethanol quant.M
11	2405893-1		Sample		ethanol quant.M
12	422-01N.P.		Sample		ethanol quant.M
13	422-01N.P.		Sample		ethanol quant.M
14	2405956-2		Sample		ethanol quant.M
15	2405956-2		Sample		ethanol quant.M
16	2406160-2		Sample		ethanol quant.M
17	2406160-2		Sample		ethanol quant.M
18	2406318-1		Sample		ethanol quant.M
19	2406318-1		Sample		ethanol quant.M
20	20012020-B	0.080	Control		ethanol quant.M
21	2326333-2		Sample		ethanol quant.M
22	2326333-2		Sample		ethanol quant.M
23	2406361-1		Sample		ethanol quant.M
24	2406361-1		Sample		ethanol quant.M
25	2406368-1		Sample		ethanol quant.M
26	2406368-1		Sample		ethanol quant.M
27	2406401-1		Sample		ethanol quant.M
28	2406401-1		Sample		ethanol quant.M
29	2406406-3		Sample		ethanol quant.M
30	2406406-3		Sample		ethanol quant.M
31	4110320133/11	0.199	Control		ethanol quant.M
32	2406460-2		Sample		ethanol quant.M
33	2406460-2		Sample		ethanol quant.M
34	2406483-2		Sample		ethanol quant.M
35	2406483-2		Sample		ethanol quant.M
36	2406843-2		Sample		ethanol quant.M
37	2406843-2		Sample		ethanol quant.M
38	2406945-2		Sample		ethanol quant.M
39	2406945-2		Sample		ethanol quant.M
40	2407039-1		Sample		ethanol quant.M
41	2407039-1		Sample		ethanol quant.M
42	20012020-B	0.080	Control		ethanol quant.M
43	2404882-1		Sample		ethanol quant.M
44	2404882-1		Sample		ethanol quant.M
45	353-01K.S.		Sample		ethanol quant.M
46	353-01K.S.		Sample		ethanol quant.M
47	434-01E.W.		Sample		ethanol quant.M

Sequence Summary

48	434-01E.W.		Sample	ethanol quant.M
49	409-01M.H.		Sample	ethanol quant.M
50	409-01M.H.		Sample	ethanol quant.M
51	426-01R.H.		Sample	ethanol quant.M
52	426-01R.H.		Sample	ethanol quant.M
53	30012020-A	0.400	Control	ethanol quant.M
54	14082019-B	0.040	Control	ethanol quant.M
55	4110320133/11	0.199	Control	ethanol quant.M
56	032824AQ	Negative	Control	ethanol quant.M

Dissemination is restricted to Criminal Justice Agencies and authorized agencies ONLY. Secondary dissemination to unauthorized agencies is PROHIBITED.
Scottsdale City Prosecutor

Scottsdale Police Department Crime Laboratory Summary of Cases

SEQUENCE NAME: 09Apr24

ANALYST: Brooke

Vials	Test 1 (g/dL)	Test 2 (g/dL)	Mean (g/dL)	Percent Difference*	Absolute Difference (g/dL)*
10 11	0.2418	0.2347	0.23825	1.49	0.00355
12 13	0.1688	0.1706	0.16970	0.53	0.00090
14 15	0.1916	0.1911	0.19135	0.13	0.00025
16 17	0.1506	0.1520	0.15130	0.46	0.00070
18 19	0.1085	0.1092	0.10885	0.32	0.00035
21 22	0.1230	0.1258	0.12440	1.13	0.00140
23 24	0.1630	0.1674	0.16520	1.33	0.00220
25 26	0.2484	0.2473	0.24785	0.22	0.00055
27 28	0.2037	0.2045	0.20410	0.20	0.00040
29 30	0.1847	0.1852	0.18495	0.14	0.00025
32 33	0.2553	0.2578	0.25655	0.49	0.00125
34 35	0.2504	0.2472	0.24880	0.64	0.00160
36 37	0.1258	0.1243	0.12505	0.60	0.00075
38 39	0.0670	0.0666	0.06680	0.30	0.00020
40 41	0.2409	0.2417	0.24130	0.17	0.00040
43 44	0.1799	0.1813	0.18060	0.39	0.00070
45 46	0.1757	0.1794	0.17755	1.04	0.00185
47 48	0.2717	0.2722	0.27195	0.09	0.00025
49 50	0.0425	0.0426	0.04255	0.12	0.00005
51 52	0.1799	0.1801	0.18000	0.06	0.00010

*Calculated differences are differences from the mean of the two results.

Stoddard Forensic Lab
Blood/Alcohol Pipetting Log

ANALYST: Brooke

SEQUENCE: 09Apr24

Instrument Position	Headspace Vial 1	Headspace Vial 2	Blood Tube	Barcode Match
Vials 10 and 11	2405893-1	2405893-1	2405893-1	Yes
Vials 12 and 13	422-01N.P.	422-01N.P.	422-01N.P.	Yes
Vials 14 and 15	2405956-2	2405956-2	2405956-2	Yes
Vials 16 and 17	2406160-2	2406160-2	2406160-2	Yes
Vials 18 and 19	2406318-1	2406318-1	2406318-1	Yes
Vials 21 and 22	2326333-2	2326333-2	2326333-2	Yes
Vials 23 and 24	2406361-1	2406361-1	2406361-1	Yes
Vials 25 and 26	2406368-1	2406368-1	2406368-1	Yes
Vials 27 and 28	2406401-1	2406401-1	2406401-1	Yes
Vials 29 and 30	2406406-3	2406406-3	2406406-3	Yes
Vials 32 and 33	2406460-2	2406460-2	2406460-2	Yes
Vials 34 and 35	2406483-2	2406483-2	2406483-2	Yes
Vials 36 and 37	2406843-2	2406843-2	2406843-2	Yes
Vials 38 and 39	2406945-2	2406945-2	2406945-2	Yes
Vials 40 and 41	2407039-1	2407039-1	2407039-1	Yes
Vials 43 and 44	2404882-1	2404882-1	2404882-1	Yes
Vials 45 and 46	353-01K.S.	353-01K.S.	353-01K.S.	Yes
Vials 47 and 48	434-01E.W.	434-01E.W.	434-01E.W.	Yes
Vials 49 and 50	409-01M.H.	409-01M.H.	409-01M.H.	Yes
Vials 51 and 52	426-01R.H.	426-01R.H.	426-01R.H.	Yes

Scottsdale Police Department Crime Lab Volatiles Analysis

Sample:	2405893-1	Vial:	10
Description:	[REDACTED]	LIMS ID:	[REDACTED]
Method:	ethanol quant.M	Sequence:	09Apr24
Instrument:	US14173023 CN14160045	Injection date:	4/9/2024 4:32:33 PM
Data file:	C:\Chem32\1\Data\09Apr24\10.D	Analyst:	Brooke

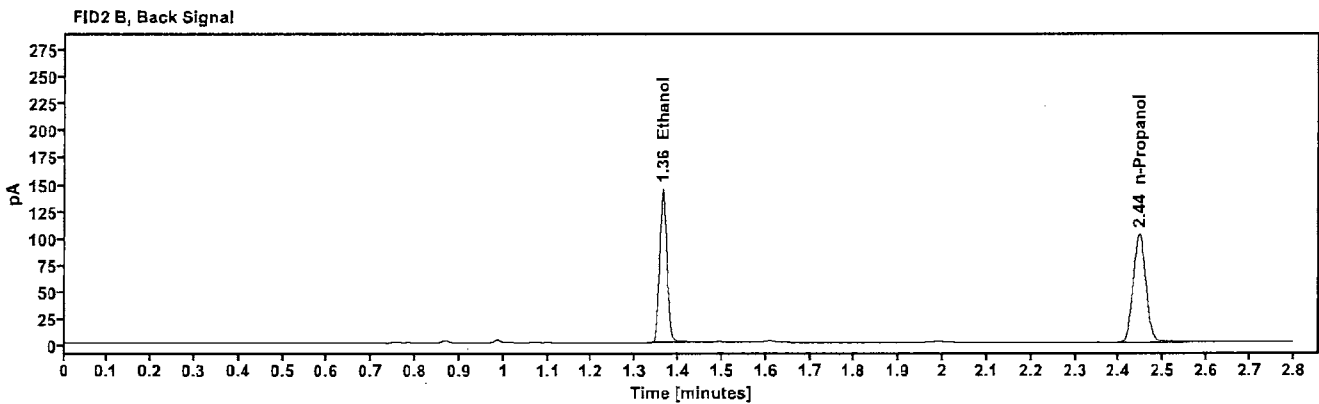
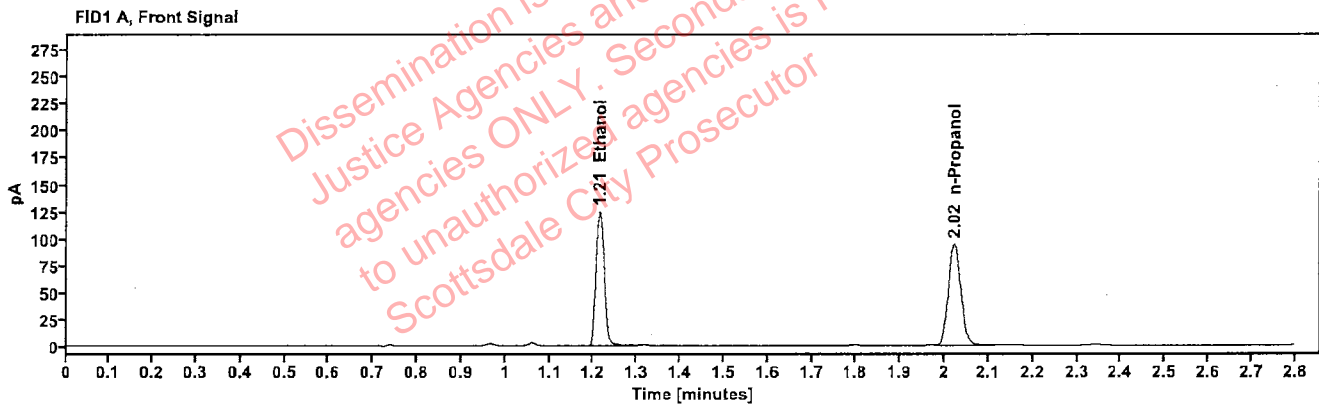


Table 1: FID 1 A (column DB-ALC1)

Compound	Amount (g/100mL)	Time (min)	Peak Area
>Ethanol	0.2418	1.214	158.992
n-Propanol	---	2.022	188.118

Table 2: FID 2 B (column DB-ALC2)

Compound	Time (min)	Peak Area
Ethanol	1.363	174.895
n-Propanol	2.445	203.542

Scottsdale Police Department Crime Lab Volatiles Analysis

Sample:	2405893-1	Vial:	11
Description:	[REDACTED]	LIMS ID:	[REDACTED]
Method:	ethanol quant.M	Sequence:	09Apr24
Instrument:	US14173023 CN14160045	Injection date:	4/9/2024 4:36:33 PM
Data file:	C:\Chem32\1\Data\09Apr24\11.D	Analyst:	Brooke

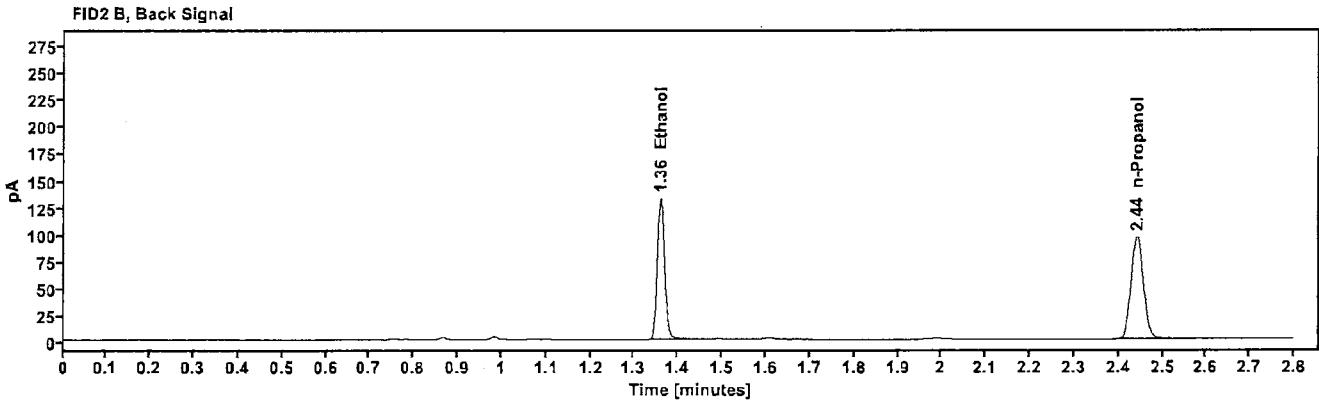
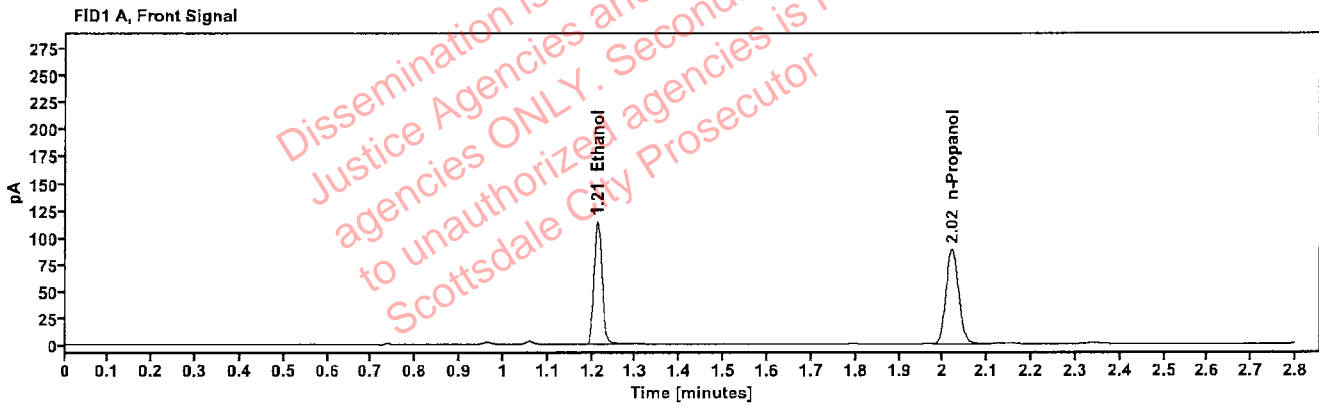


Table 1: FID 1 A (column DB-ALC1)

Compound	Amount (g/100mL)	Time (min)	Peak Area
>Ethanol	0.2347	1.212	144.408
n-Propanol	-----	2.020	175.983

Table 2: FID 2 B (column DB-ALC2)

Compound	Time (min)	Peak Area
Ethanol	1.360	158.868
n-Propanol	2.442	190.340

Scottsdale Police Department Crime Lab Volatiles Analysis

Sample:	422-01N.P.	Vial:	12
Description:	[REDACTED]	LIMS ID:	[REDACTED]
Method:	ethanol quant.M	Sequence:	09Apr24
Instrument:	US14173023 CN14160045	Injection date:	4/9/2024 4:40:34 PM
Data file:	C:\Chem32\1\Data\09Apr24\12.D	Analyst:	Brooke

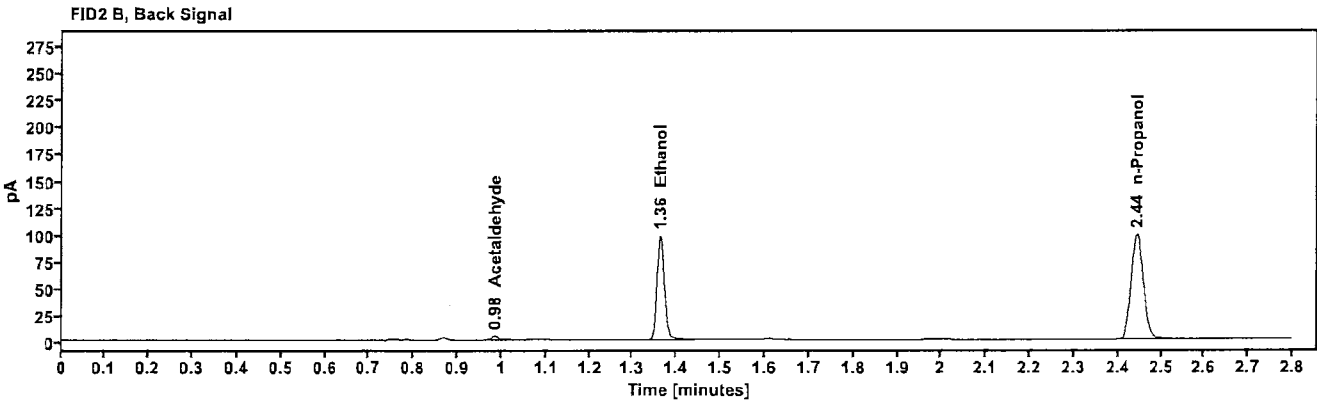
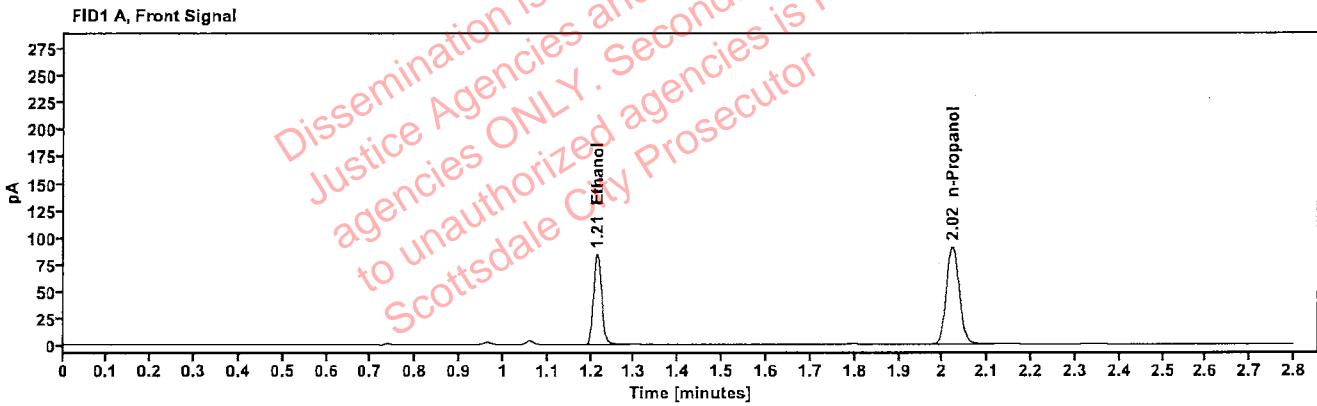


Table 1: FID 1 A (column DB-ALC1)

Compound	Amount (g/100mL)	Time (min)	Peak Area
>Ethanol	0.1688	1.214	106.825
n-Propanol	---	2.022	181.113

Table 2: FID 2 B (column DB-ALC2)

Compound	Time (min)	Peak Area
Acetaldehyde	0.984	4.155
Ethanol	1.362	117.486
n-Propanol	2.444	196.806

Scottsdale Police Department Crime Lab Volatiles Analysis

Sample:	422-01N.P.	Vial:	13
Description:	[REDACTED]	LIMS ID:	[REDACTED]
Method:	ethanol quant.M	Sequence:	09Apr24
Instrument:	US14173023 CN14160045	Injection date:	4/9/2024 4:44:49 PM
Data file:	C:\Chem32\1\Data\09Apr24\13.D	Analyst:	Brooke

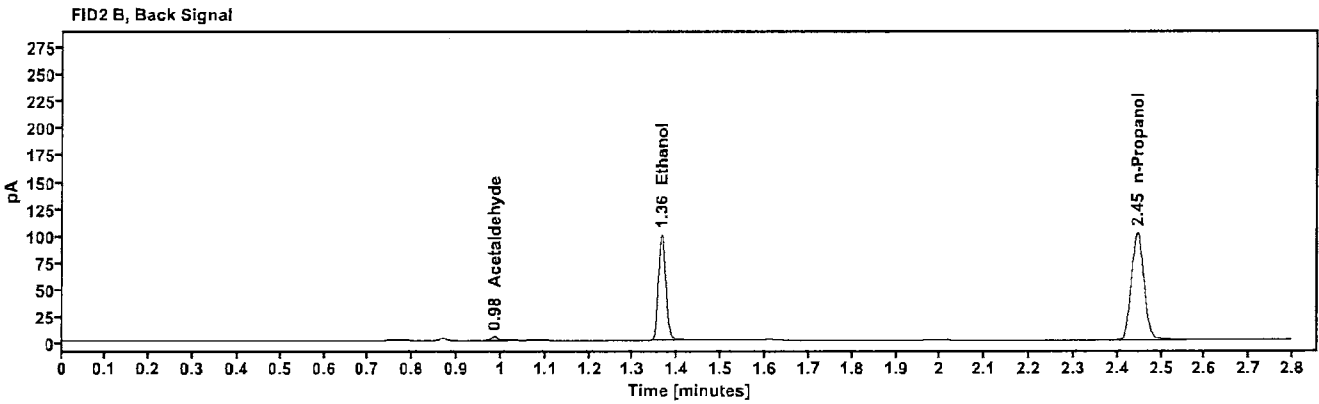
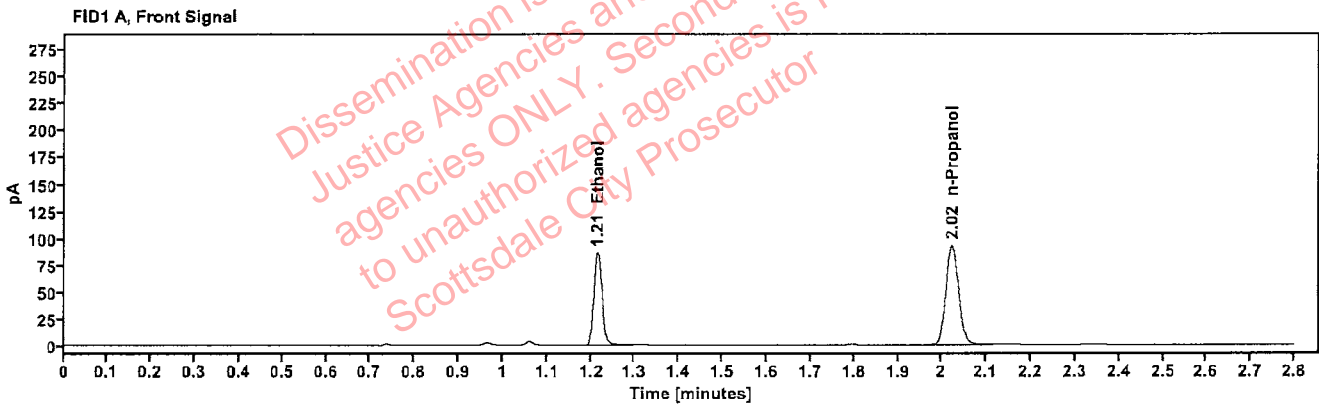


Table 1: FID 1 A (column DB-ALC1)

Compound	Amount (g/100mL)	Time (min)	Peak Area
>Ethanol	0.1706	1.215	110.193
n-Propanol	---	2.022	184.821

Table 2: FID 2 B (column DB-ALC2)

Compound	Time (min)	Peak Area
Acetaldehyde	0.985	4.104
Ethanol	1.364	120.966
n-Propanol	2.445	200.980

Scottsdale Police Department Crime Lab Volatiles Analysis

Sample:	2405956-2	Vial:	14
Description:	[REDACTED]	LIMS ID:	[REDACTED]
Method:	ethanol quant.M	Sequence:	09Apr24
Instrument:	US14173023 CN14160045	Injection date:	4/9/2024 4:48:48 PM
Data file:	C:\Chem32\1\Data\09Apr24\14.D	Analyst:	Brooke

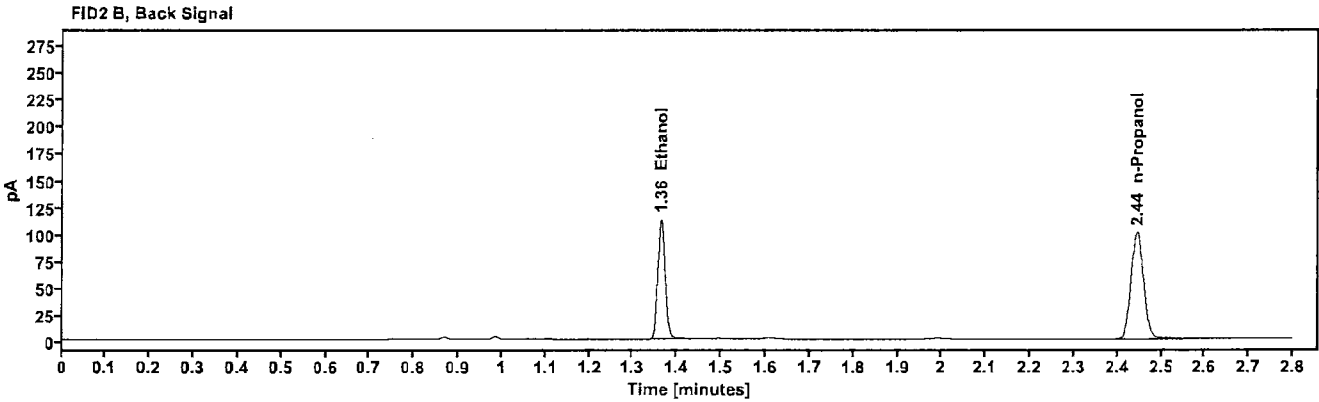
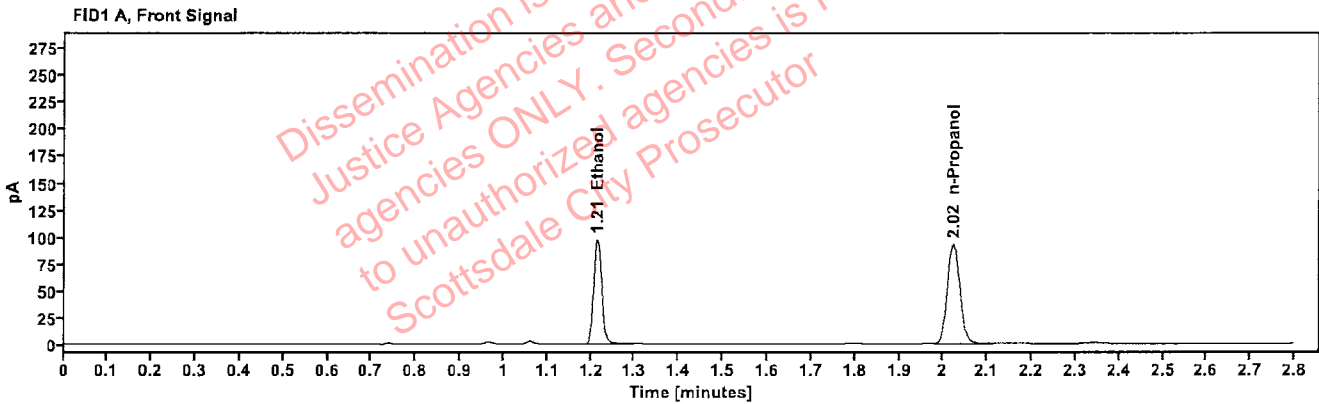


Table 1: FID 1 A (column DB-ALC1)

Compound	Amount (g/100mL)	Time (min)	Peak Area
>Ethanol	0.1916	1.214	124.263
n-Propanol	---	2.022	185.552

Table 2: FID 2 B (column DB-ALC2)

Compound	Time (min)	Peak Area
Ethanol	1.363	136.556
n-Propanol	2.445	200.065

Scottsdale Police Department Crime Lab Volatiles Analysis

Sample:	2405956-2	Vial:	15
Description:	[REDACTED]	LIMS ID:	[REDACTED]
Method:	ethanol quant.M	Sequence:	09Apr24
Instrument:	US14173023 CN14160045	Injection date:	4/9/2024 4:52:49 PM
Data file:	C:\Chem32\1\Data\09Apr24\15.D	Analyst:	Brooke

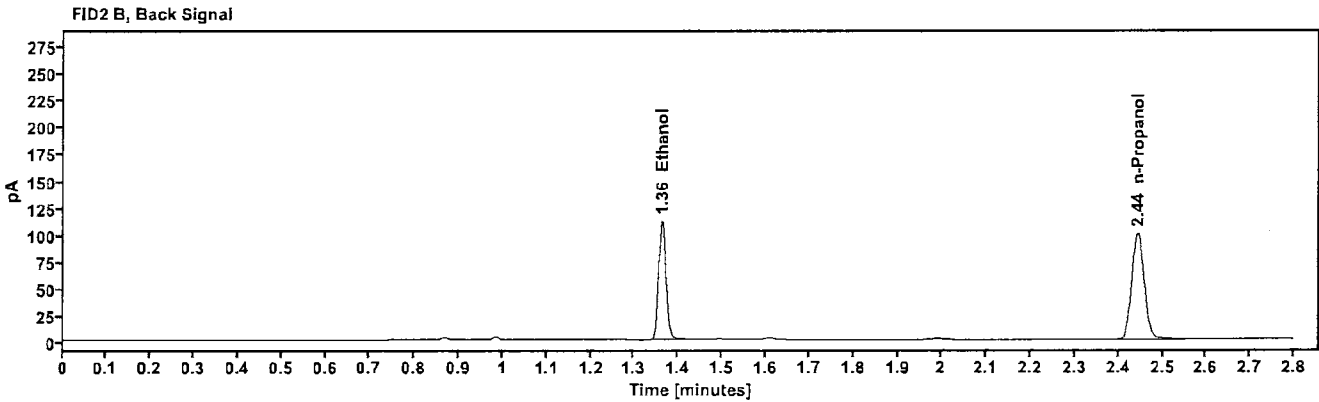
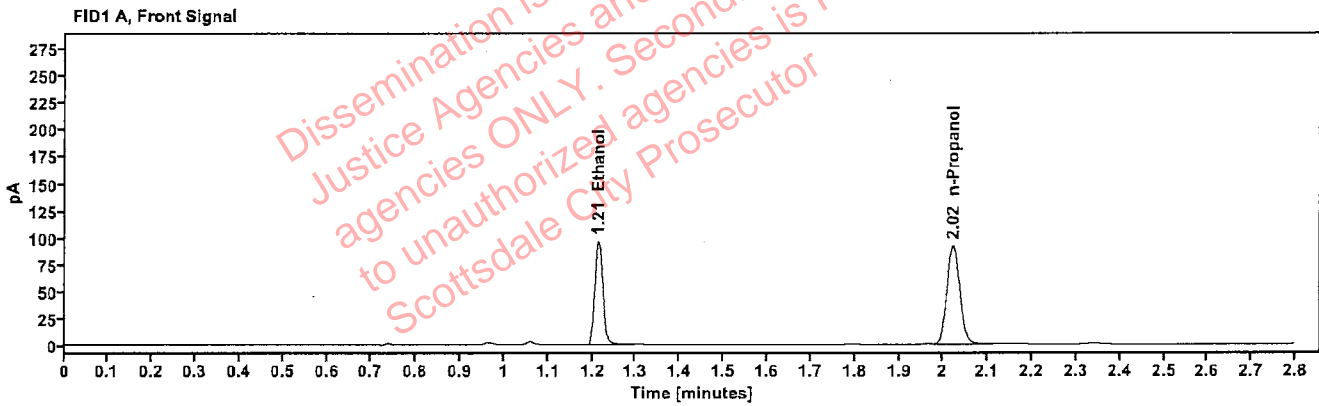


Table 1: FID 1 A (column DB-ALC1)

Compound	Amount (g/100mL)	Time (min)	Peak Area
>Ethanol	0.1911	1.214	122.843
n-Propanol	---	2.022	183.929

Table 2: FID 2 B (column DB-ALC2)

Compound	Time (min)	Peak Area
Ethanol	1.362	135.173
n-Propanol	2.444	198.418

Scottsdale Police Department Crime Lab Volatiles Analysis

Sample:	2406160-2	Vial:	16
Description:	[REDACTED]	LIMS ID:	[REDACTED]
Method:	ethanol quant.M	Sequence:	09Apr24
Instrument:	US14173023 CN14160045	Injection date:	4/9/2024 4:56:49 PM
Data file:	C:\Chem32\1\Data\09Apr24\16.D	Analyst:	Brooke

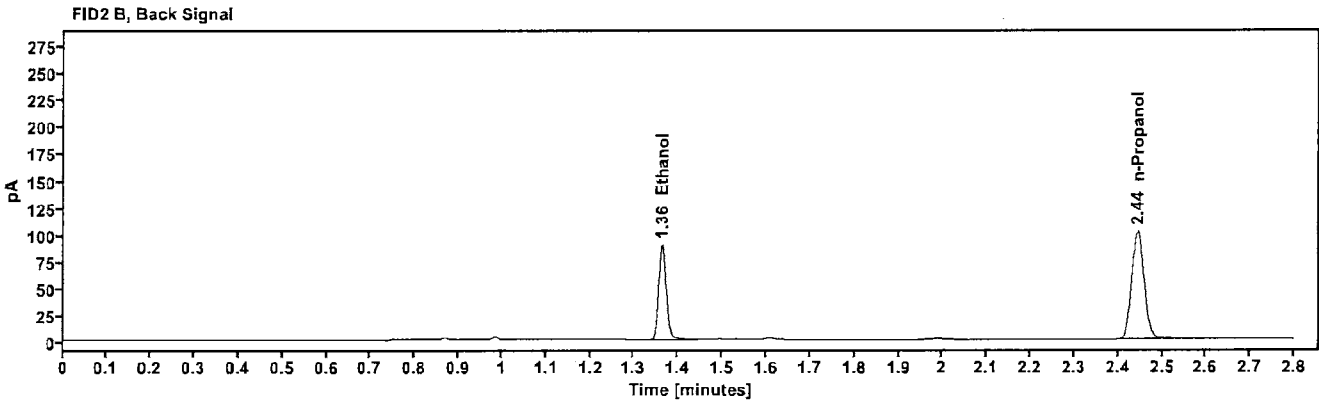
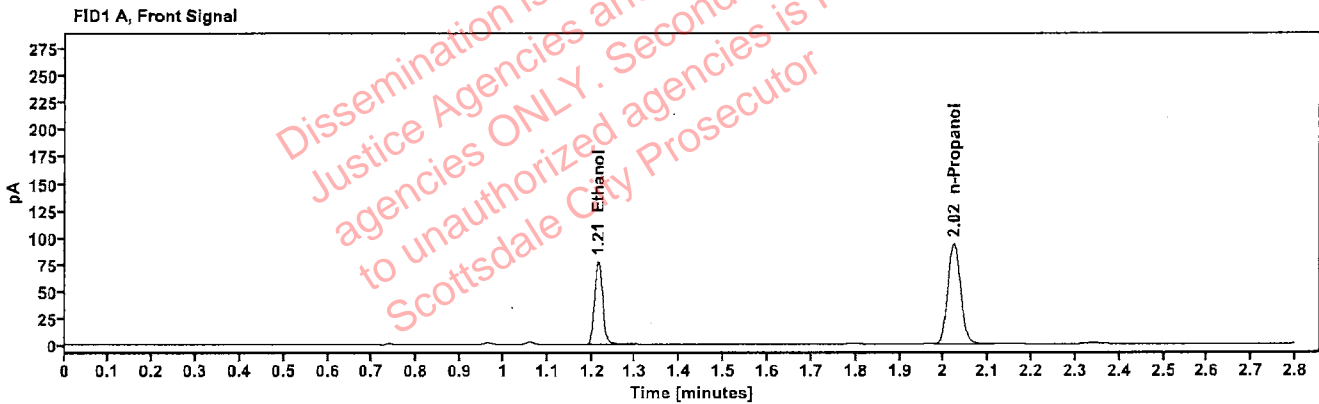


Table 1: FID 1 A (column DB-ALC1)

Compound	Amount (g/100mL)	Time (min)	Peak Area
>Ethanol	0.1506	1.214	98.606
n-Propanol	—	2.022	187.323

Table 2: FID 2 B (column DB-ALC2)

Compound	Time (min)	Peak Area
Ethanol	1.363	108.435
n-Propanol	2.445	202.148

Scottsdale Police Department Crime Lab Volatiles Analysis

Sample:	2406160-2	Vial:	17
Description:	[REDACTED]	LIMS ID:	[REDACTED]
Method:	ethanol quant.M	Sequence:	09Apr24
Instrument:	US14173023 CN14160045	Injection date:	4/9/2024 5:00:48 PM
Data file:	C:\Chem32\1\Data\09Apr24\17.D	Analyst:	Brooke

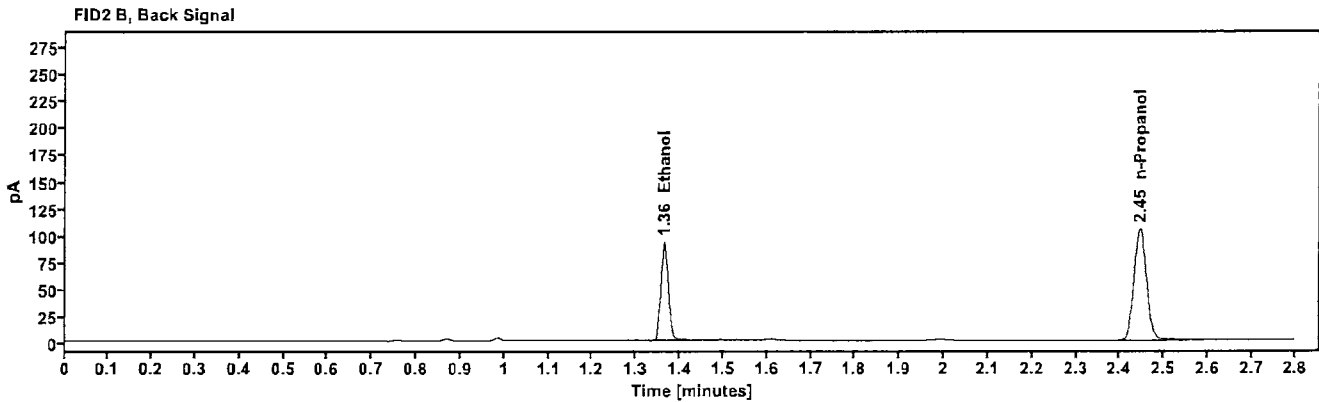
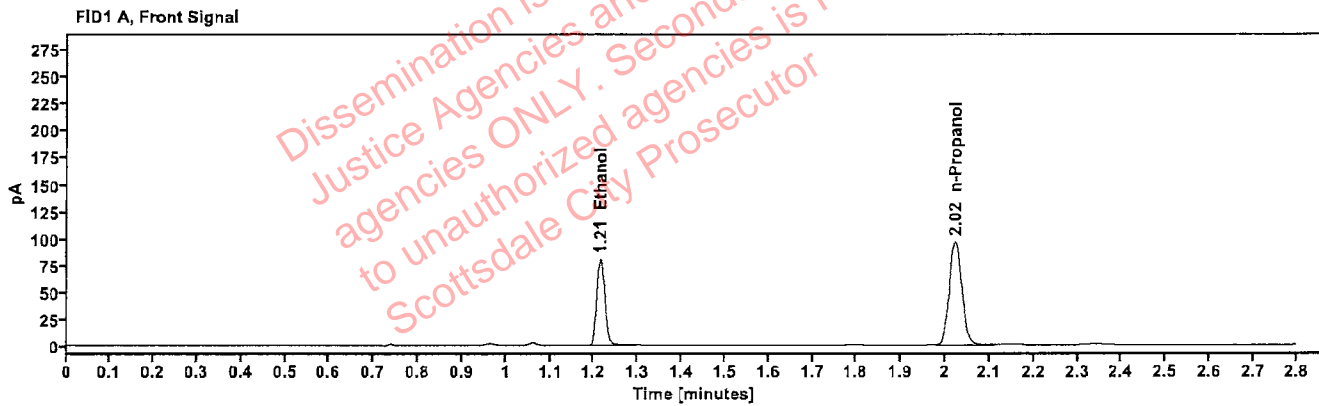


Table 1: FID 1 A (column DB-ALC1)

Compound	Amount (g/100mL)	Time (min)	Peak Area
>Ethanol	0.1520	1.214	102.268
n-Propanol	-----	2.022	192.469

Table 2: FID 2 B (column DB-ALC2)

Compound	Time (min)	Peak Area
Ethanol	1.363	112.360
n-Propanol	2.445	208.164

Scottsdale Police Department Crime Lab Volatiles Analysis

Sample:	2406318-1	Vial:	18
Description:	[REDACTED]	LIMS ID:	[REDACTED]
Method:	ethanol quant.M	Sequence:	09Apr24
Instrument:	US14173023 CN14160045	Injection date:	4/9/2024 5:04:48 PM
Data file:	C:\Chem32\1\Data\09Apr24\18.D	Analyst:	Brooke

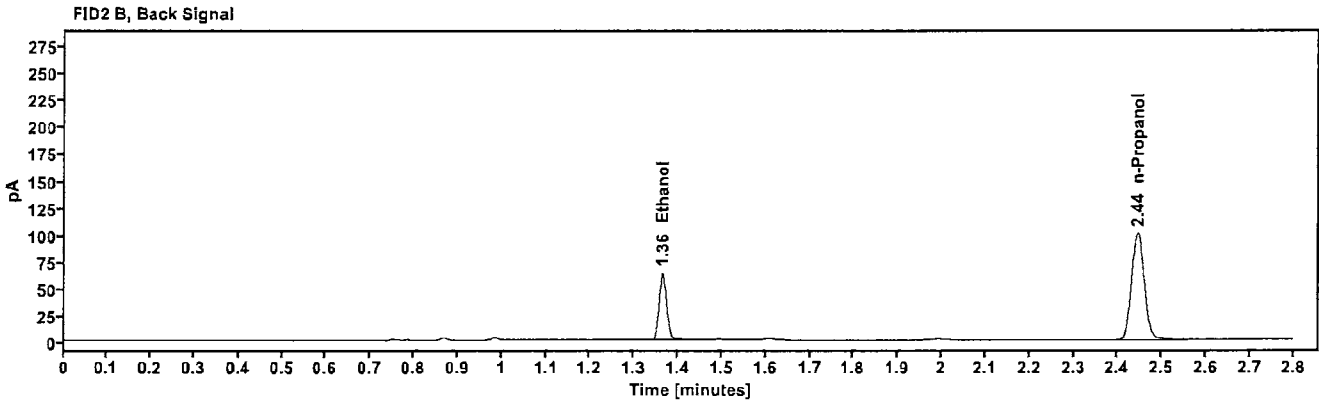
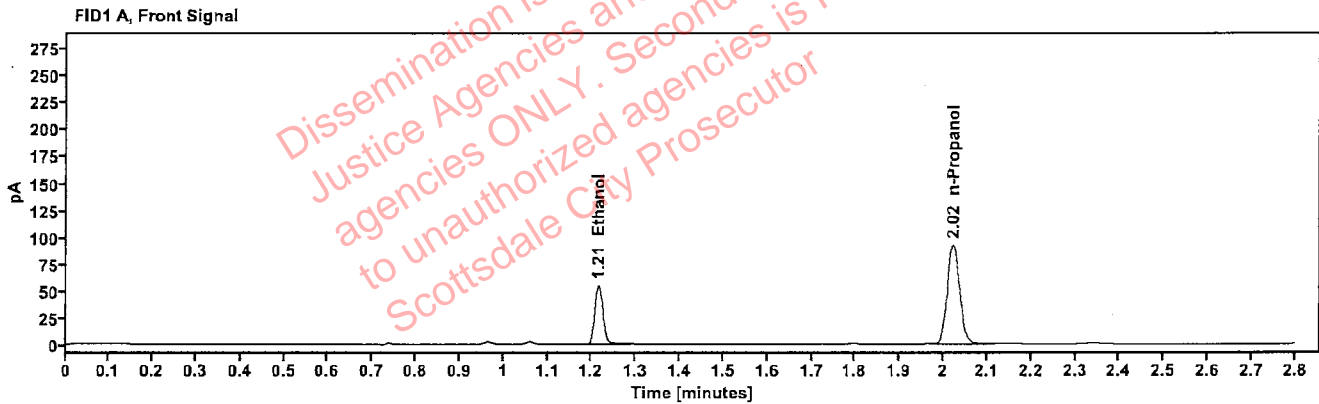


Table 1: FID 1 A (column DB-ALC1)

Compound	Amount (g/100mL)	Time (min)	Peak Area
>Ethanol	0.1085	1.215	70.177
n-Propanol	---	2.022	185.169

Table 2: FID 2 B (column DB-ALC2)

Compound	Time (min)	Peak Area
Ethanol	1.364	77.347
n-Propanol	2.445	200.252

Scottsdale Police Department Crime Lab Volatiles Analysis

Sample:	2406318-1	Vial:	19
Description:	[REDACTED]	LIMS ID:	[REDACTED]
Method:	ethanol quant.M	Sequence:	09Apr24
Instrument:	US14173023 CN14160045	Injection date:	4/9/2024 5:09:03 PM
Data file:	C:\Chem32\1\Data\09Apr24\19.D	Analyst:	Brooke

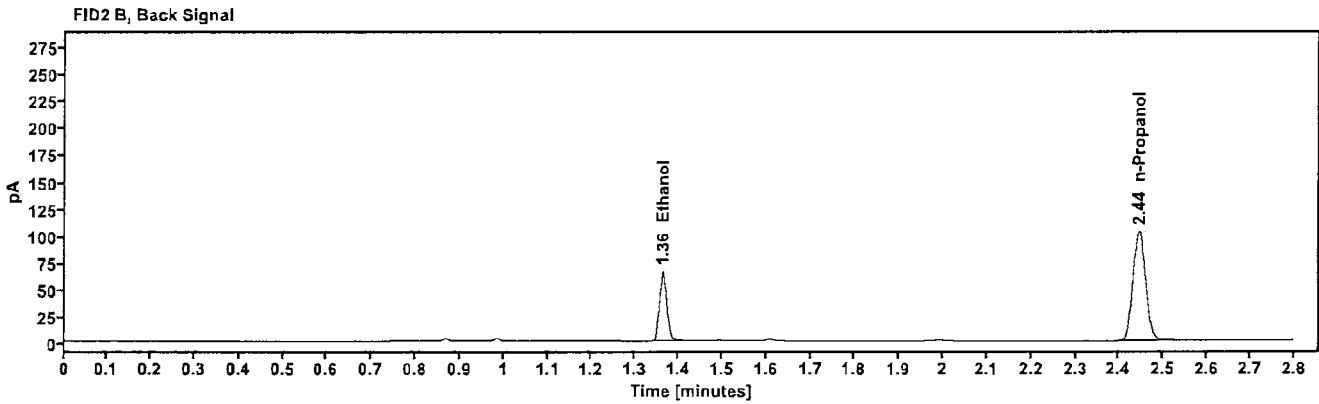
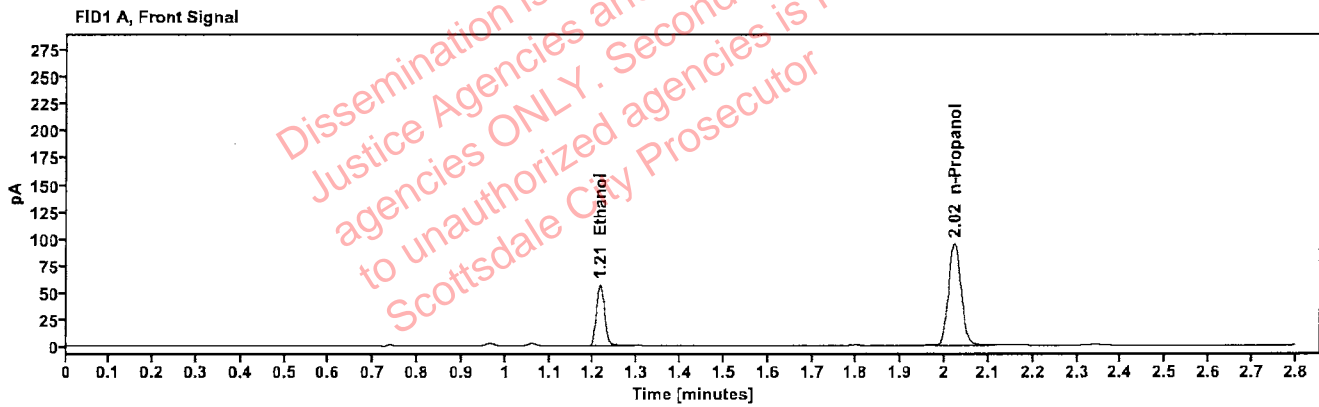


Table 1: FID 1 A (column DB-ALC1)

Compound	Amount (g/100mL)	Time (min)	Peak Area
>Ethanol	0.1092	1.215	72.388
n-Propanol	---	2.022	189.795

Table 2: FID 2 B (column DB-ALC2)

Compound	Time (min)	Peak Area
Ethanol	1.363	79.439
n-Propanol	2.445	204.727

Scottsdale Police Department Crime Lab Volatiles Analysis

Sample:	2326333-2	Vial:	21
Description:	[REDACTED]	LIMS ID:	[REDACTED]
Method:	ethanol quant.M	Sequence:	09Apr24
Instrument:	US14173023 CN14160045	Injection date:	4/9/2024 5:17:04 PM
Data file:	C:\Chem32\1\Data\09Apr24\21.D	Analyst:	Brooke

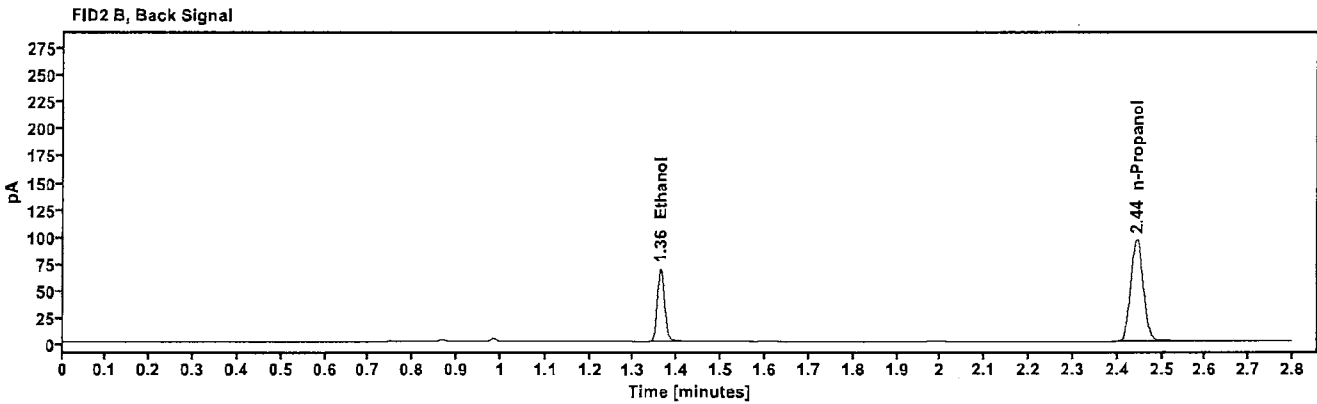
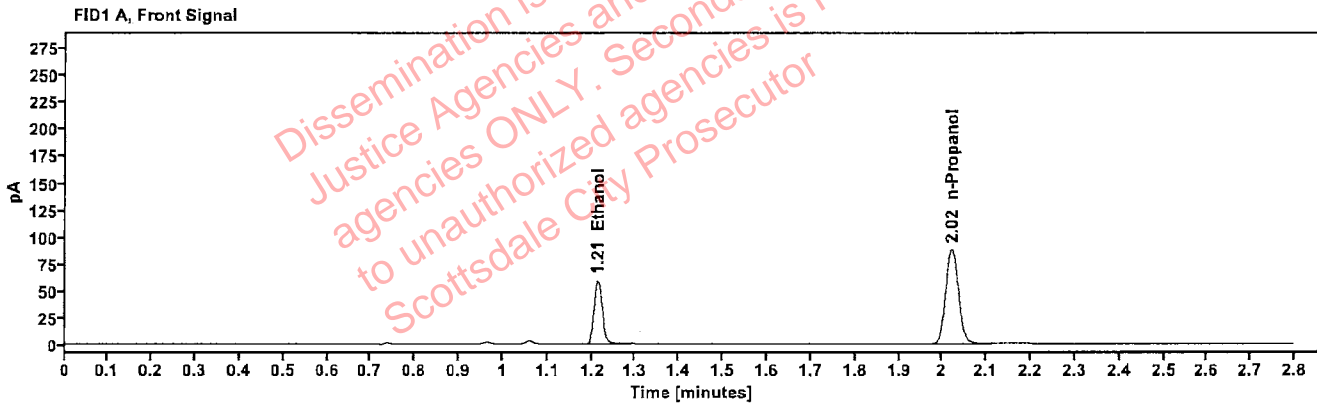


Table 1: FID 1 A (column DB-ALC1)

Compound	Amount (g/100mL)	Time (min)	Peak Area
>Ethanol	0.1230	1.213	75.607
n-Propanol	---	2.021	175.968

Table 2: FID 2 B (column DB-ALC2)

Compound	Time (min)	Peak Area
Ethanol	1.361	82.673
n-Propanol	2.443	190.749

Scottsdale Police Department Crime Lab Volatiles Analysis

Sample:	2326333-2	Vial:	22
Description:	[REDACTED]	LIMS ID:	[REDACTED]
Method:	ethanol quant.M	Sequence:	09Apr24
Instrument:	US14173023 CN14160045	Injection date:	4/9/2024 5:21:03 PM
Data file:	C:\Chem32\1\Data\09Apr24\22.D	Analyst:	Brooke

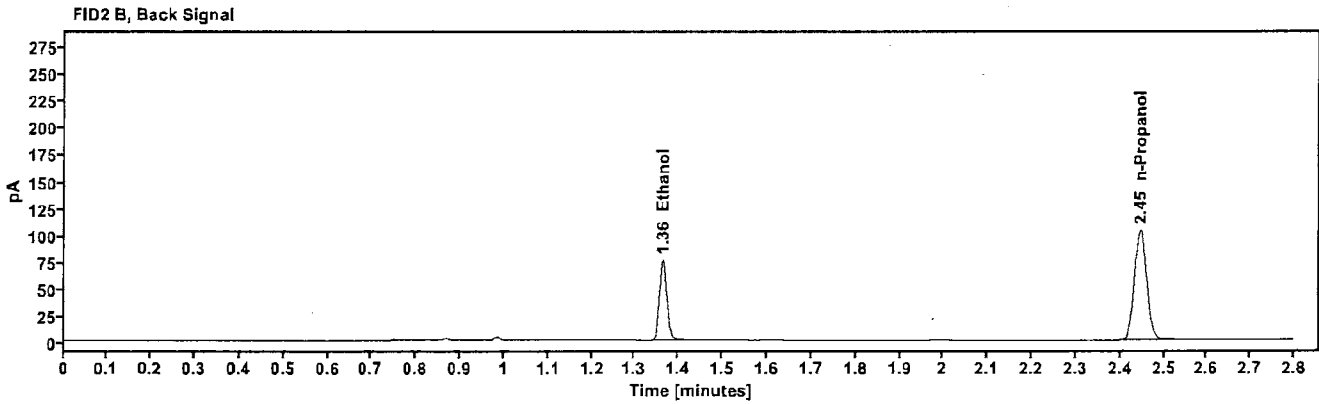
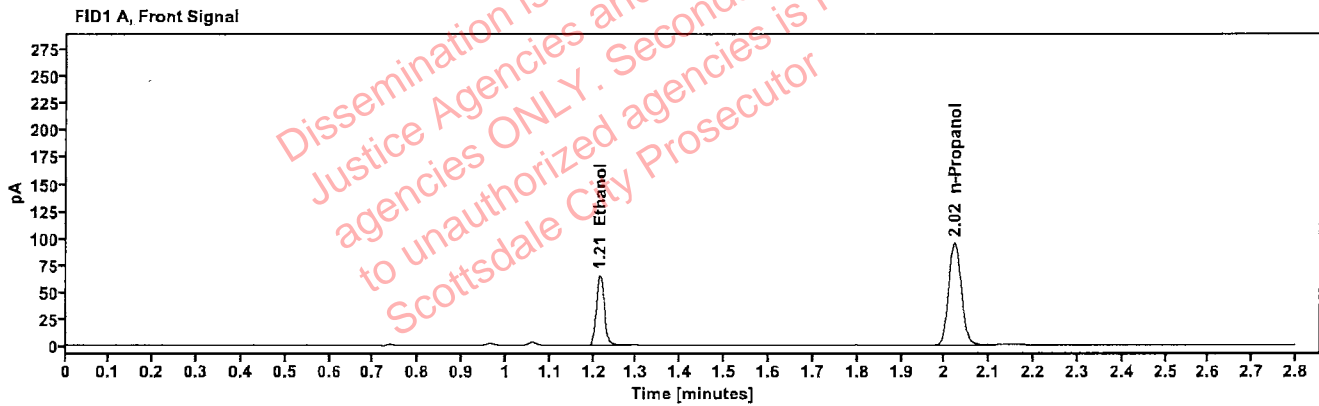


Table 1: FID 1 A (column DB-ALC1)

Compound	Amount (g/100mL)	Time (min)	Peak Area
>Ethanol	0.1258	1.215	83.272
n-Propanol	—	2.022	189.492

Table 2: FID 2 B (column DB-ALC2)

Compound	Time (min)	Peak Area
Ethanol	1.364	91.101
n-Propanol	2.445	205.739

Scottsdale Police Department Crime Lab Volatiles Analysis

Sample:	2406361-1	Vial:	23
Description:	[REDACTED]	LIMS ID:	[REDACTED]
Method:	ethanol quant.M	Sequence:	09Apr24
Instrument:	US14173023 CN14160045	Injection date:	4/9/2024 5:25:03 PM
Data file:	C:\Chem32\1\Data\09Apr24\23.D	Analyst:	Brooke

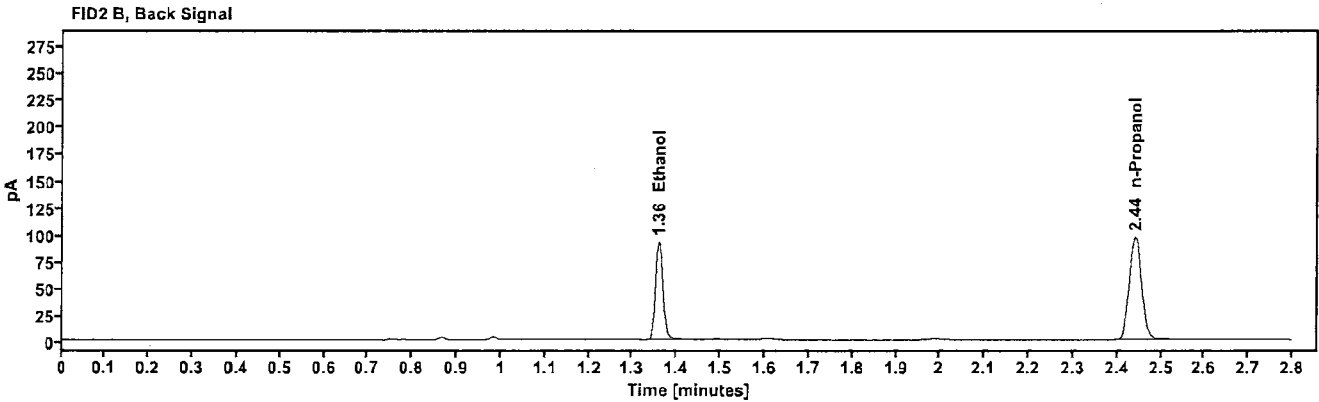
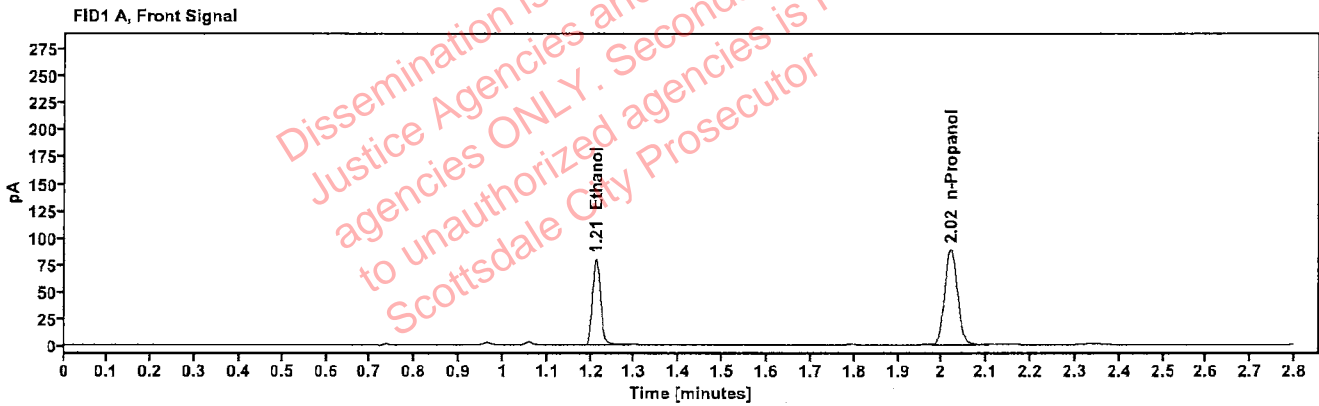


Table 1: FID 1 A (column DB-ALC1)

Compound	Amount (g/100mL)	Time (min)	Peak Area
>Ethanol	0.1630	1.212	101.287
n-Propanol	-----	2.019	177.823

Table 2: FID 2 B (column DB-ALC2)

Compound	Time (min)	Peak Area
Ethanol	1.359	111.454
n-Propanol	2.441	192.404

Scottsdale Police Department Crime Lab Volatiles Analysis

Sample:	2406361-1	Vial:	24
Description:	[REDACTED]	LIMS ID:	[REDACTED]
Method:	ethanol quant.M	Sequence:	09Apr24
Instrument:	US14173023 CN14160045	Injection date:	4/9/2024 5:29:03 PM
Data file:	C:\Chem32\1\Data\09Apr24\24.D	Analyst:	Brooke

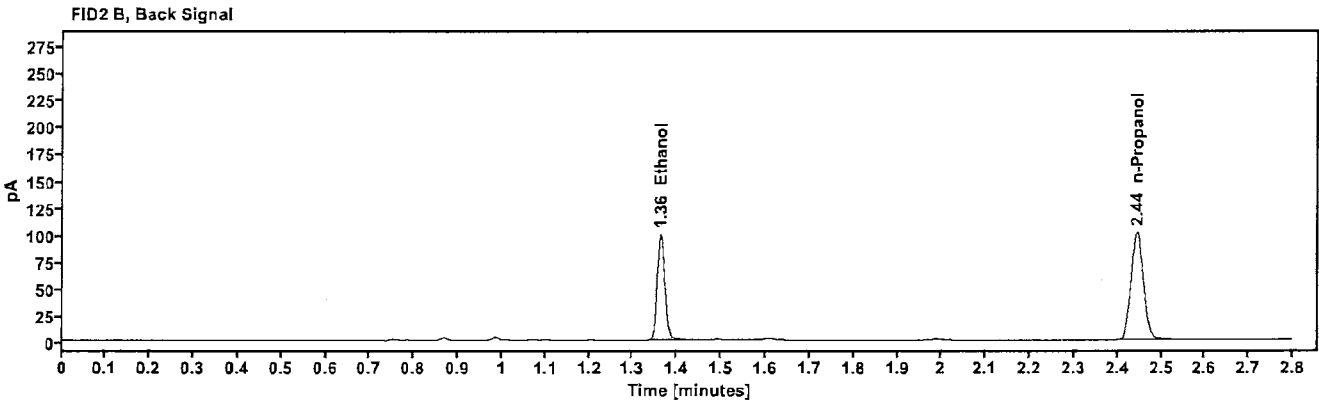
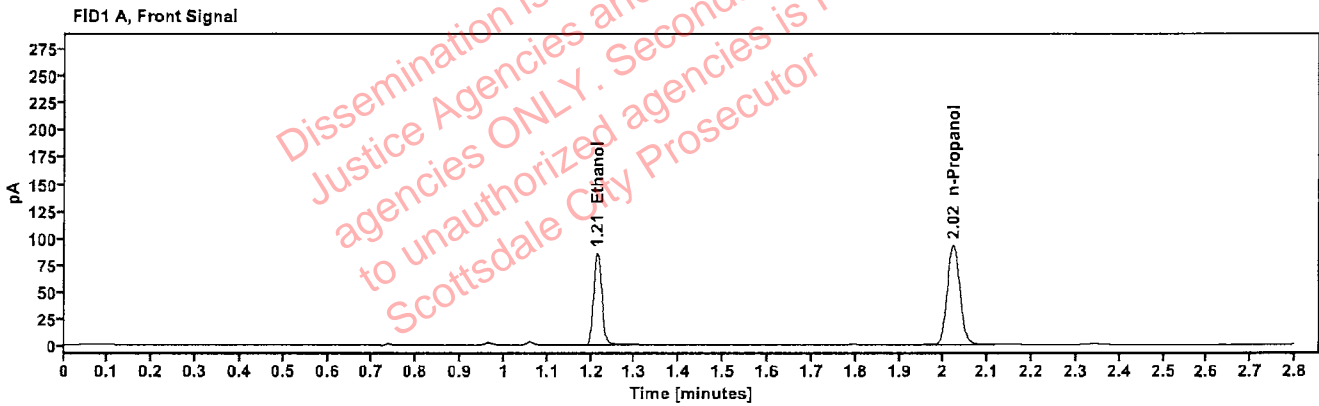


Table 1: FID 1 A (column DB-ALC1)

Compound	Amount (g/100mL)	Time (min)	Peak Area
>Ethanol	0.1674	1.214	109.238
n-Propanol	---	2.022	186.701

Table 2: FID 2 B (column DB-ALC2)

Compound	Time (min)	Peak Area
Ethanol	1.363	120.334
n-Propanol	2.444	201.331

Scottsdale Police Department Crime Lab Volatiles Analysis

Sample:	2406368-1	Vial:	25
Description:	[REDACTED]	LIMS ID:	[REDACTED]
Method:	ethanol quant.M	Sequence:	09Apr24
Instrument:	US14173023 CN14160045	Injection date:	4/9/2024 5:33:18 PM
Data file:	C:\Chem32\1\Data\09Apr24\25.D	Analyst:	Brooke

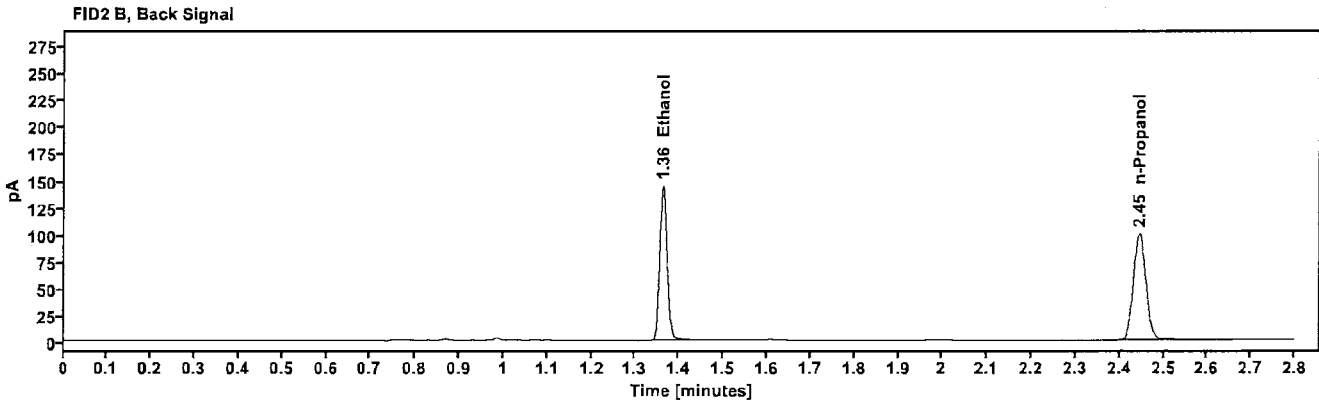
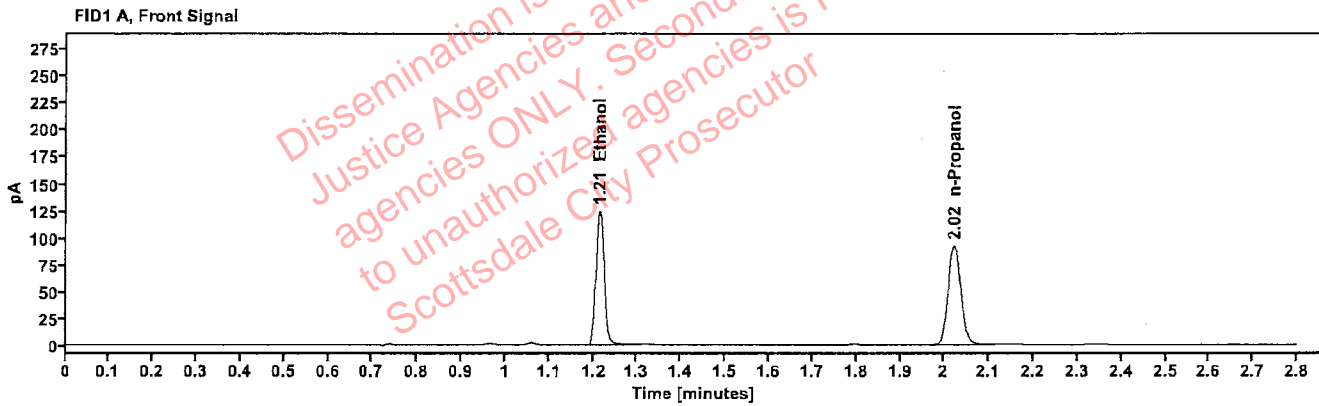


Table 1: FID 1 A (column DB-ALC1)

Compound	Amount (g/100mL)	Time (min)	Peak Area
>Ethanol	0.2484	1.214	159.418
n-Propanol	---	2.022	183.624

Table 2: FID 2 B (column DB-ALC2)

Compound	Time (min)	Peak Area
Ethanol	1.363	174.886
n-Propanol	2.445	198.857

Scottsdale Police Department Crime Lab Volatiles Analysis

Sample:	2406368-1	Vial:	26
Description:	[REDACTED]	LIMS ID:	[REDACTED]
Method:	ethanol quant.M	Sequence:	09Apr24
Instrument:	US14173023 CN14160045	Injection date:	4/9/2024 5:37:19 PM
Data file:	C:\Chem32\1\Data\09Apr24\26.D	Analyst:	Brooke

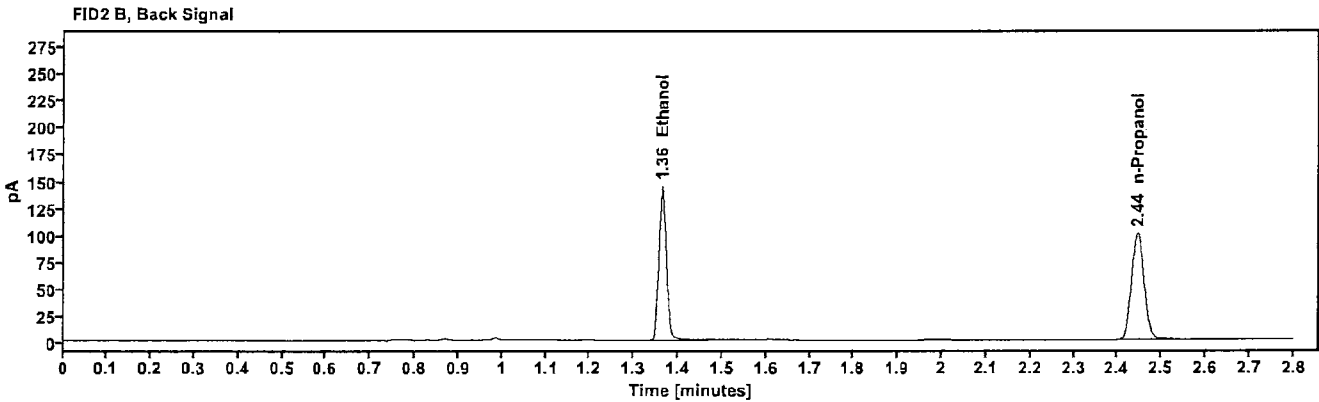
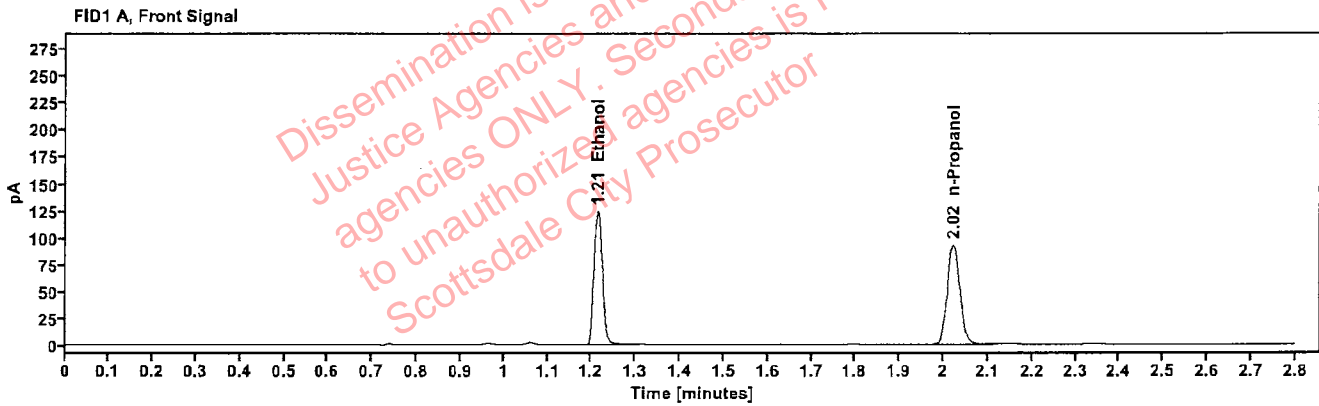


Table 1: FID 1 A (column DB-ALC1)

Compound	Amount (g/100mL)	Time (min)	Peak Area
>Ethanol	0.2473	1.214	159.130
n-Propanol	-----	2.022	184.098

Table 2: FID 2 B (column DB-ALC2)

Compound	Time (min)	Peak Area
Ethanol	1.363	176.032
n-Propanol	2.445	199.344

Scottsdale Police Department Crime Lab Volatiles Analysis

Sample:	2406401-1	Vial:	27
Description:	[REDACTED]	LIMS ID:	[REDACTED]
Method:	ethanol quant.M	Sequence:	09Apr24
Instrument:	US14173023 CN14160045	Injection date:	4/9/2024 5:41:19 PM
Data file:	C:\Chem32\1\Data\09Apr24\27.D	Analyst:	Brooke

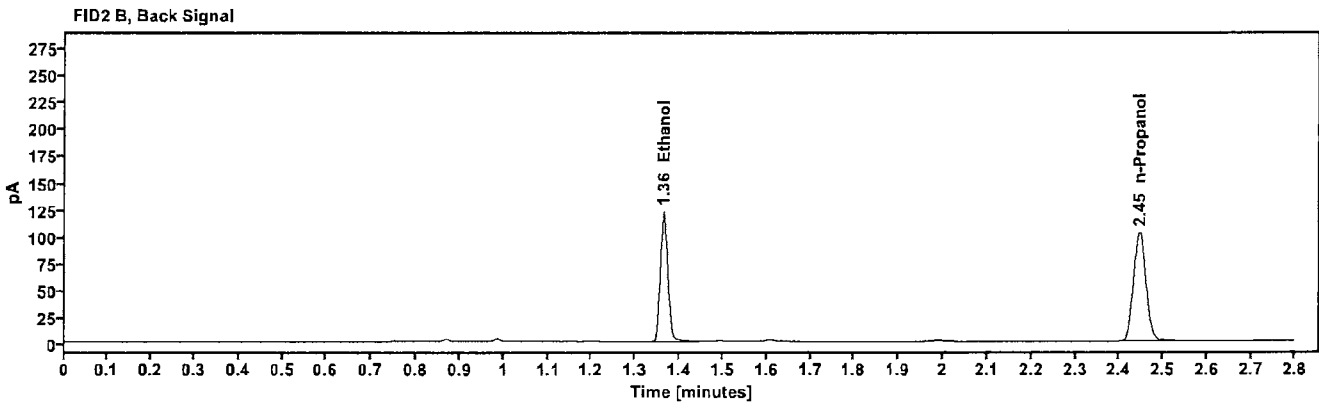
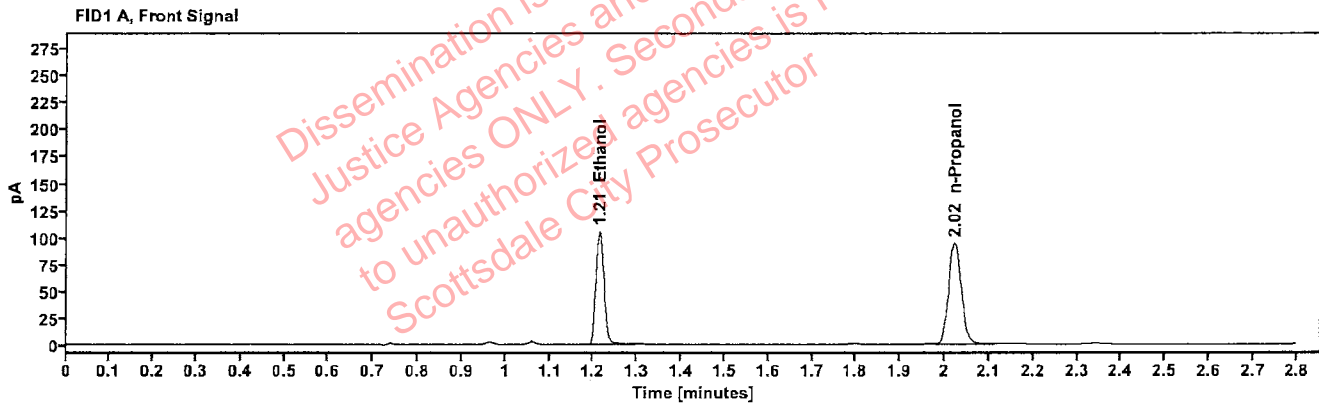


Table 1: FID 1 A (column DB-ALC1)

Compound	Amount (g/100mL)	Time (min)	Peak Area
>Ethanol	0.2037	1.214	134.514
n-Propanol	---	2.022	188.961

Table 2: FID 2 B (column DB-ALC2)

Compound	Time (min)	Peak Area
Ethanol	1.363	148.032
n-Propanol	2.445	203.572

Scottsdale Police Department Crime Lab Volatiles Analysis

Sample:	2406401-1	Vial:	28
Description:	[REDACTED]	LIMS ID:	[REDACTED]
Method:	ethanol quant.M	Sequence:	09Apr24
Instrument:	US14173023 CN14160045	Injection date:	4/9/2024 5:45:19 PM
Data file:	C:\Chem32\1\Data\09Apr24\28.D	Analyst:	Brooke

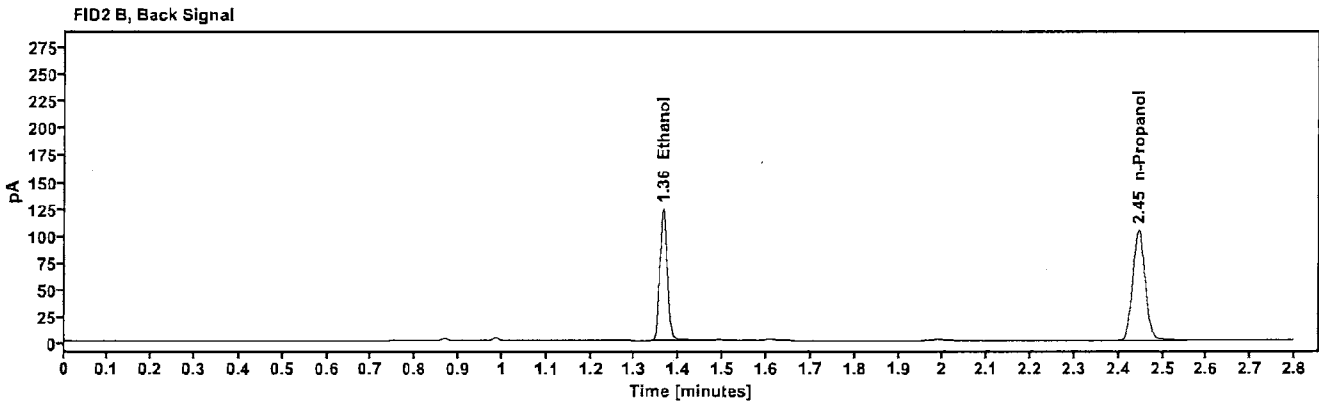
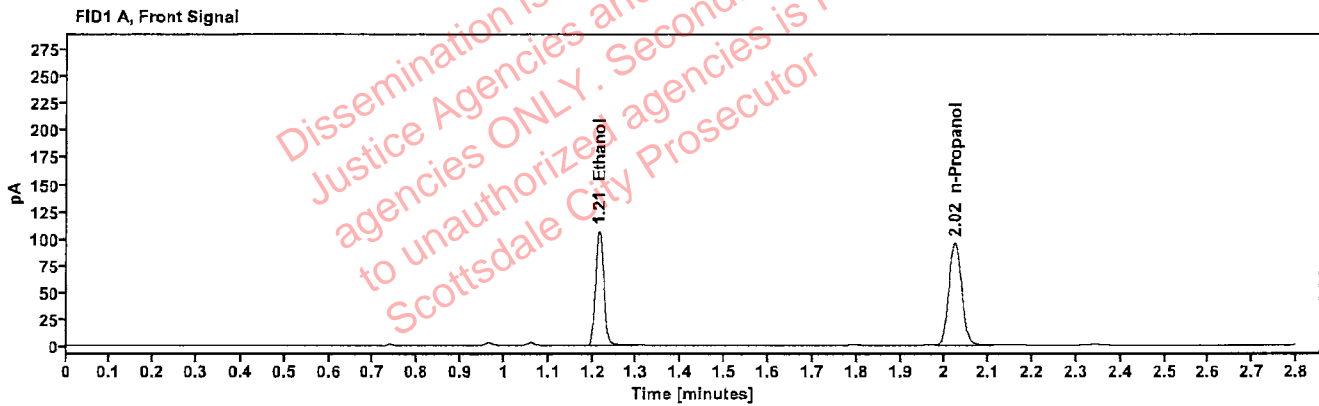


Table 1: FID 1 A (column DB-ALC1)

Compound	Amount (g/100mL)	Time (min)	Peak Area
>Ethanol	0.2045	1.214	136.667
n-Propanol	-----	2.022	191.238

Table 2: FID 2 B (column DB-ALC2)

Compound	Time (min)	Peak Area
Ethanol	1.363	150.153
n-Propanol	2.445	206.176

Scottsdale Police Department Crime Lab Volatiles Analysis

Sample:	2406406-3	Vial:	29
Description:	[REDACTED]	LIMS ID:	[REDACTED]
Method:	ethanol quant.M	Sequence:	09Apr24
Instrument:	US14173023 CN14160045	Injection date:	4/9/2024 5:49:18 PM
Data file:	C:\Chem32\1\Data\09Apr24\29.D	Analyst:	Brooke

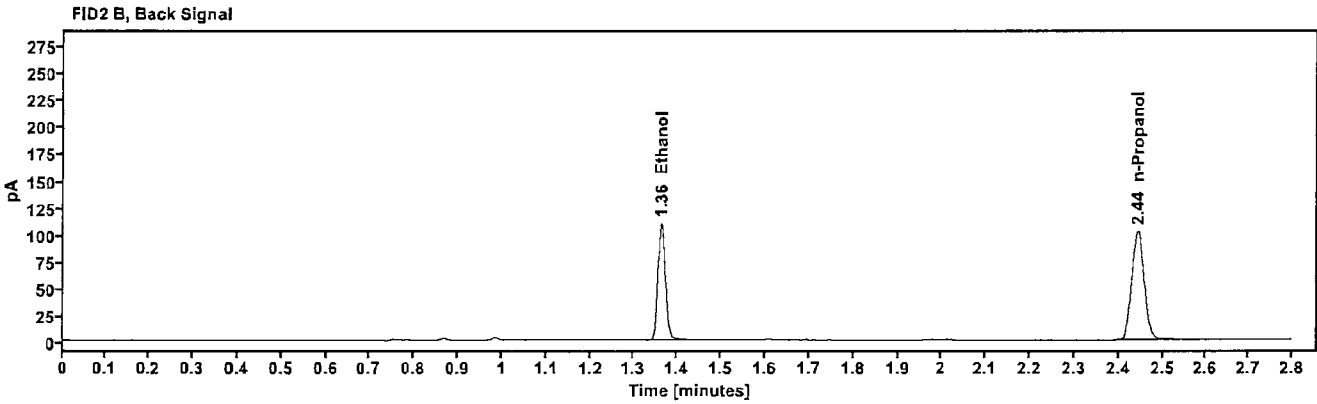
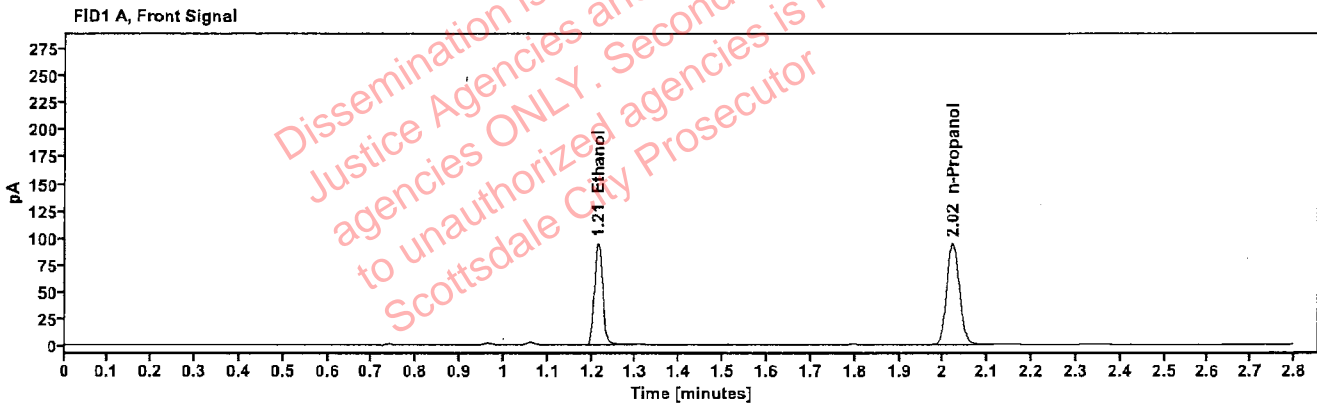


Table 1: FID 1 A (column DB-ALC1)

Compound	Amount (g/100mL)	Time (min)	Peak Area
>Ethanol	0.1847	1.214	121.117
n-Propanol	—	2.021	187.647

Table 2: FID 2 B (column DB-ALC2)

Compound	Time (min)	Peak Area
Ethanol	1.363	133.085
n-Propanol	2.444	203.581

Scottsdale Police Department Crime Lab Volatiles Analysis

Sample:	2406406-3	Vial:	30
Description:	[REDACTED]	LIMS ID:	[REDACTED]
Method:	ethanol quant.M	Sequence:	09Apr24
Instrument:	US14173023 CN14160045	Injection date:	4/9/2024 5:53:19 PM
Data file:	C:\Chem32\1\Data\09Apr24\30.D	Analyst:	Brooke

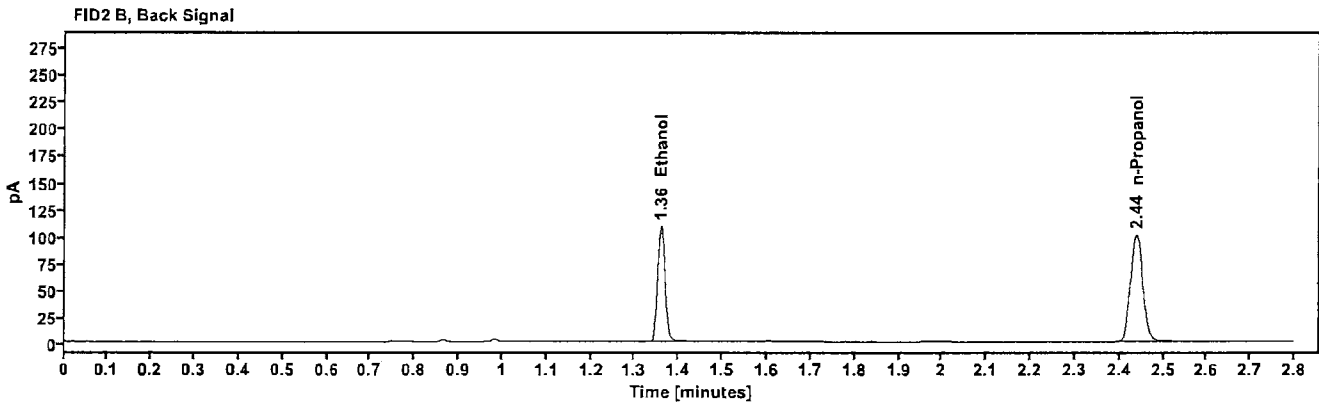
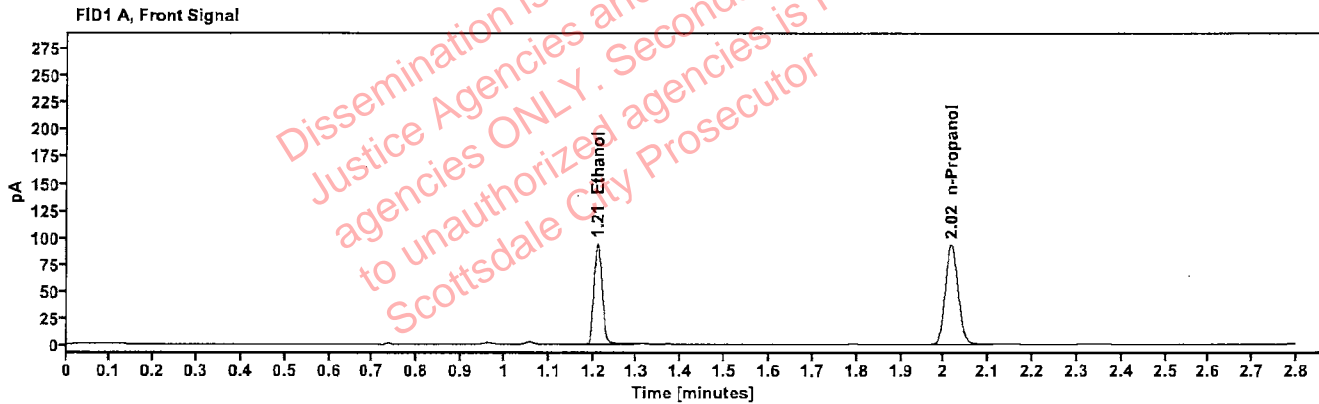


Table 1: FID 1 A (column DB-ALC1)

Compound	Amount (g/100mL)	Time (min)	Peak Area
>Ethanol	0.1852	1.210	119.736
n-Propanol	---	2.016	184.925

Table 2: FID 2 B (column DB-ALC2)

Compound	Time (min)	Peak Area
Ethanol	1.359	131.289
n-Propanol	2.439	200.626

Scottsdale Police Department Crime Lab Volatiles Analysis

Sample:	2406460-2	Vial:	32
Description:	[REDACTED]	LIMS ID:	[REDACTED]
Method:	ethanol quant.M	Sequence:	09Apr24
Instrument:	US14173023 CN14160045	Injection date:	4/9/2024 6:01:33 PM
Data file:	C:\Chem32\1\Data\09Apr24\32.D	Analyst:	Brooke

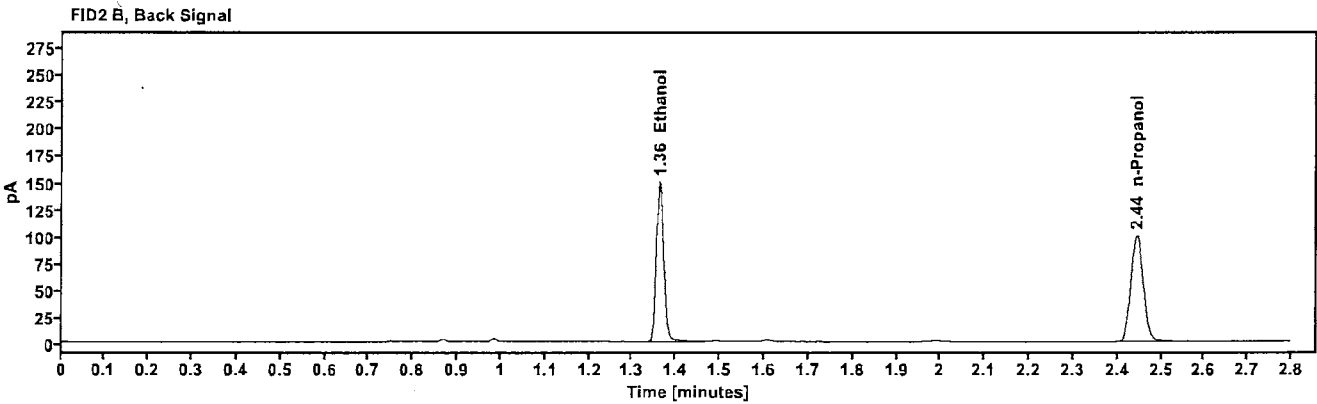
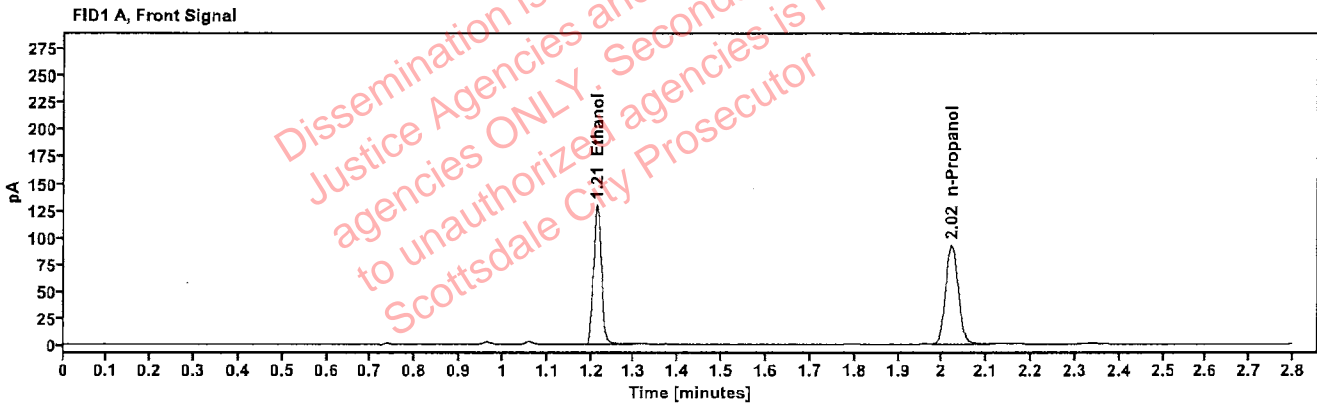


Table 1: FID 1 A (column DB-ALC1)

Compound	Amount (g/100mL)	Time (min)	Peak Area
>Ethanol	0.2553	1.213	164.614
n-Propanol	---	2.021	184.442

Table 2: FID 2 B (column DB-ALC2)

Compound	Time (min)	Peak Area
Ethanol	1.362	182.335
n-Propanol	2.444	198.893

Scottsdale Police Department Crime Lab Volatiles Analysis

Sample:	2406460-2	Vial:	33
Description:	[REDACTED]	LIMS ID:	[REDACTED]
Method:	ethanol quant.M	Sequence:	09Apr24
Instrument:	US14173023 CN14160045	Injection date:	4/9/2024 6:05:34 PM
Data file:	C:\Chem32\1\Data\09Apr24\33.D	Analyst:	Brooke

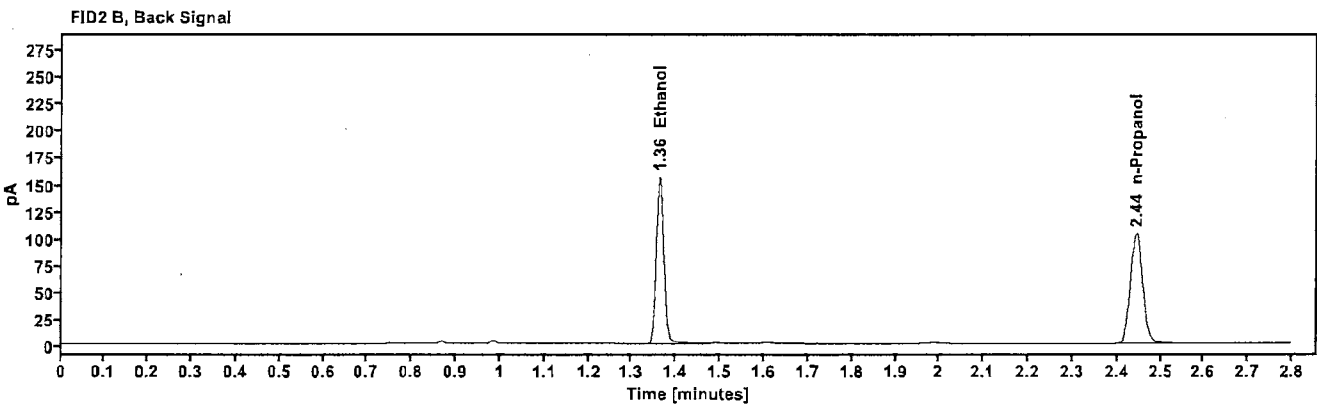
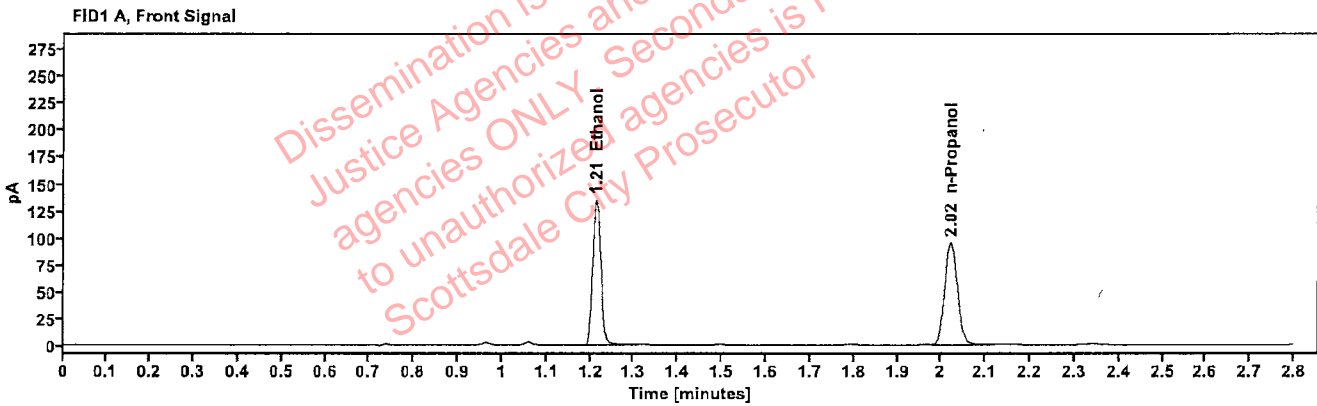


Table 1: FID 1 A (column DB-ALC1)

Compound	Amount (g/100mL)	Time (min)	Peak Area
>Ethanol	0.2578	1.213	171.815
n-Propanol	---	2.021	190.664

Table 2: FID 2 B (column DB-ALC2)

Compound	Time (min)	Peak Area
Ethanol	1.362	190.218
n-Propanol	2.444	205.590

Scottsdale Police Department Crime Lab Volatiles Analysis

Sample:	2406483-2	Vial:	34
Description:	[REDACTED]	LIMS ID:	[REDACTED]
Method:	ethanol quant.M	Sequence:	09Apr24
Instrument:	US14173023 CN14160045	Injection date:	4/9/2024 6:09:33 PM
Data file:	C:\Chem32\1\Data\09Apr24\34.D	Analyst:	Brooke

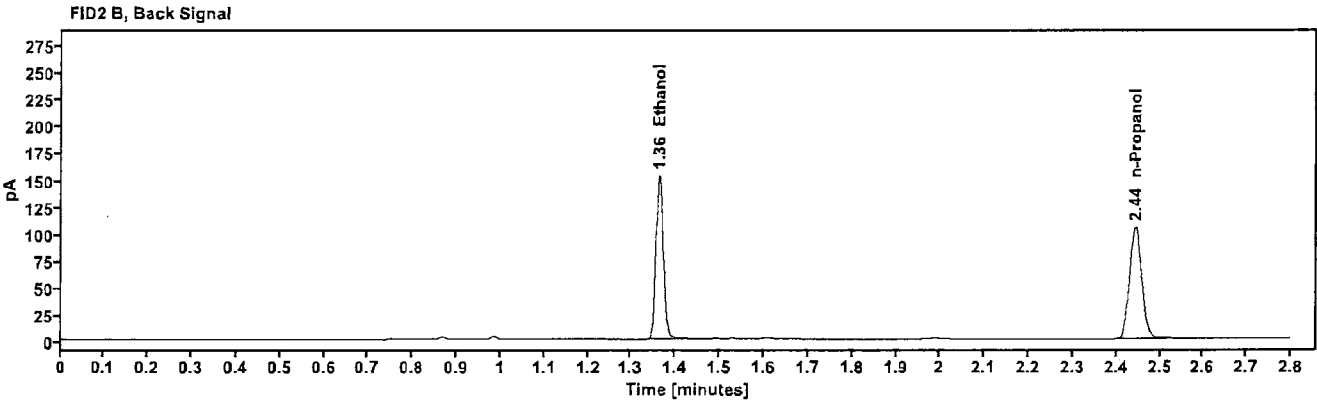
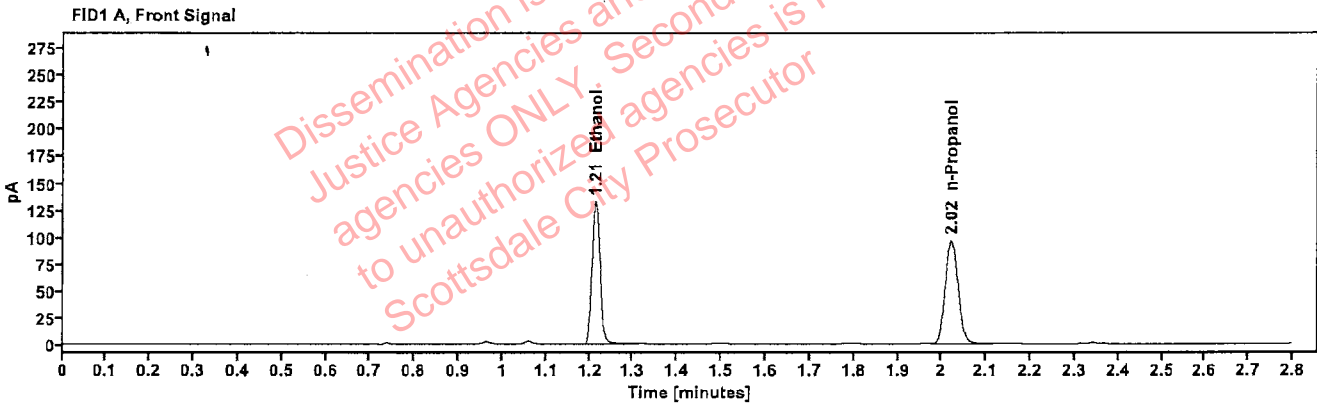


Table 1: FID 1 A (column DB-ALC1)

Compound	Amount (g/100mL)	Time (min)	Peak Area
>Ethanol	0.2504	1.213	168.980
n-Propanol	-----	2.021	193.043

Table 2: FID 2 B (column DB-ALC2)

Compound	Time (min)	Peak Area
Ethanol	1.363	185.633
n-Propanol	2.444	207.935

Scottsdale Police Department Crime Lab Volatiles Analysis

Sample:	2406483-2	Vial:	35
Description:	[REDACTED]	LIMS ID:	[REDACTED]
Method:	ethanol quant.M	Sequence:	09Apr24
Instrument:	US14173023 CN14160045	Injection date:	4/9/2024 6:13:34 PM
Data file:	C:\Chem32\1\Data\09Apr24\35.D	Analyst:	Brooke

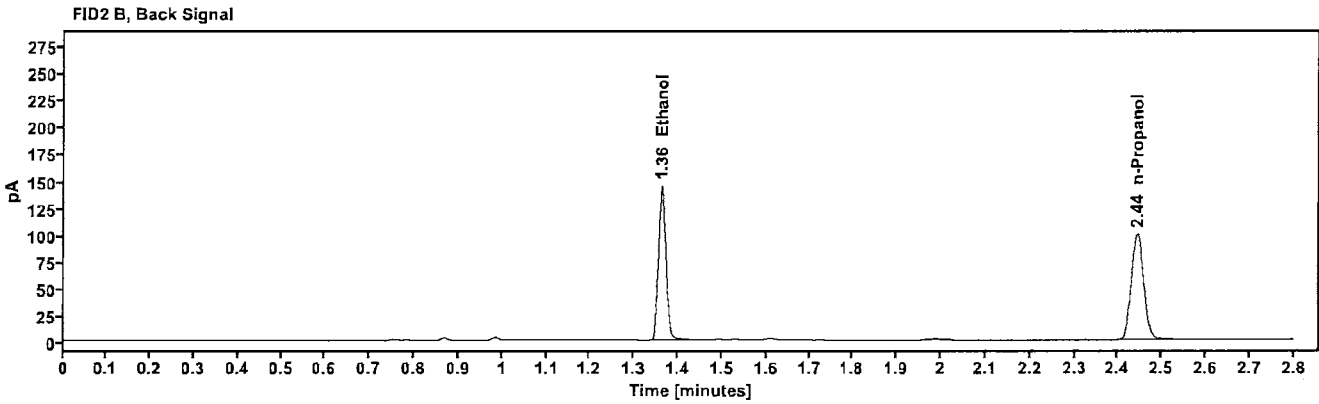
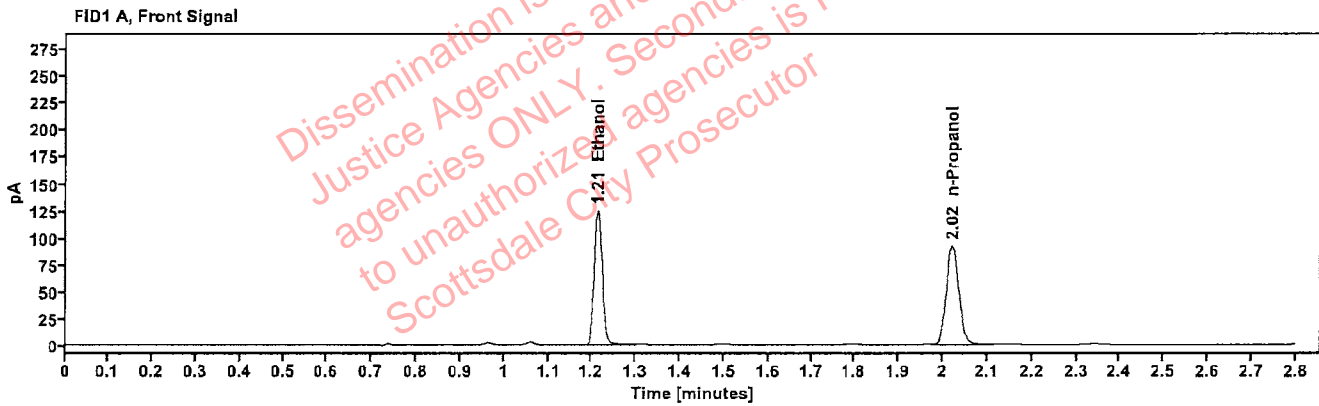


Table 1: FID 1 A (column DB-ALC1)

Compound	Amount (g/100mL)	Time (min)	Peak Area
>Ethanol	0.2472	1.213	159.476
n-Propanol	---	2.021	184.535

Table 2: FID 2 B (column DB-ALC2)

Compound	Time (min)	Peak Area
Ethanol	1.362	176.594
n-Propanol	2.443	198.751

Scottsdale Police Department Crime Lab Volatiles Analysis

Sample:	2406843-2	Vial:	36
Description:	[REDACTED]	LIMS ID:	[REDACTED]
Method:	ethanol quant.M	Sequence:	09Apr24
Instrument:	US14173023 CN14160045	Injection date:	4/9/2024 6:17:34 PM
Data file:	C:\Chem32\1\Data\09Apr24\36.D	Analyst:	Brooke

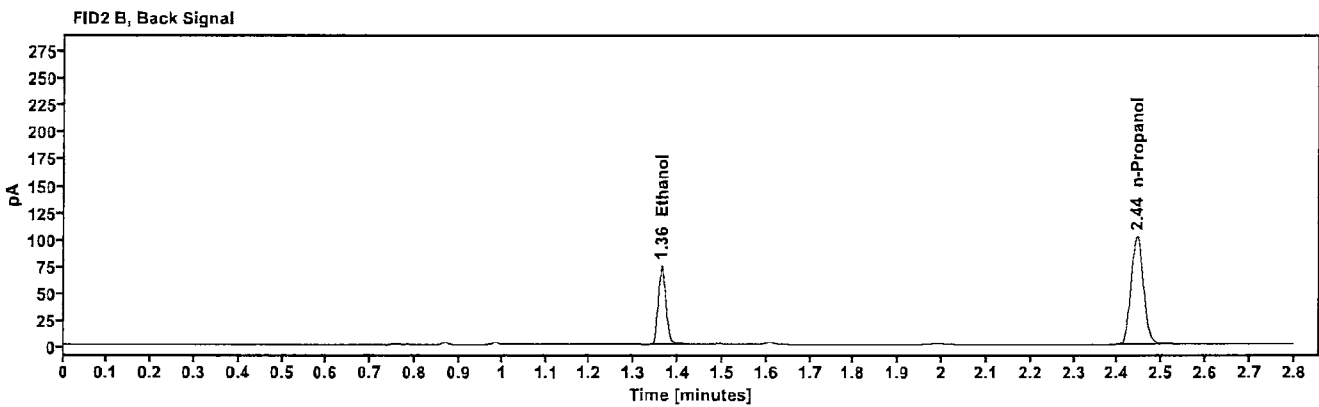
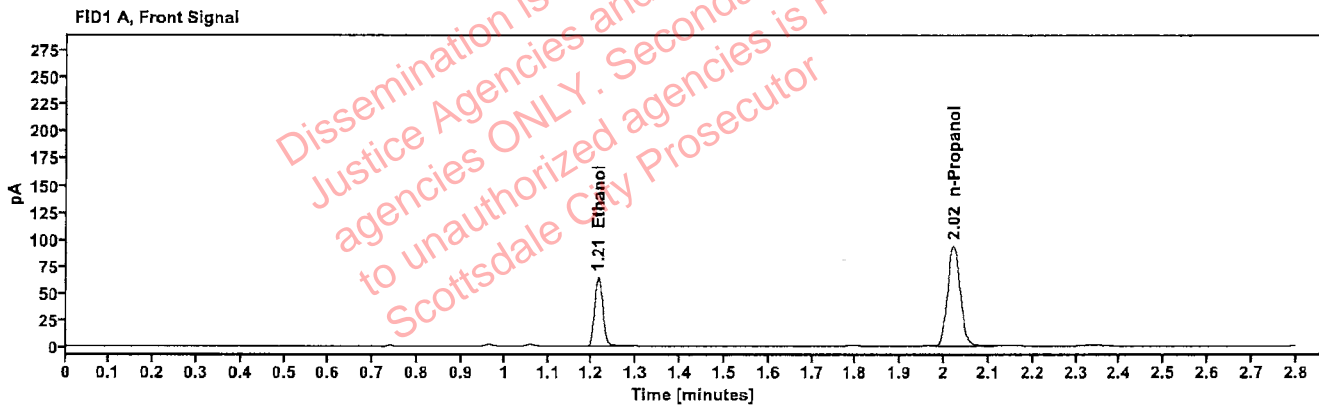


Table 1: FID 1 A (column DB-ALC1)

Compound	Amount (g/100mL)	Time (min)	Peak Area
>Ethanol	0.1258	1.214	82.297
n-Propanol	---	2.021	187.224

Table 2: FID 2 B (column DB-ALC2)

Compound	Time (min)	Peak Area
Ethanol	1.363	90.368
n-Propanol	2.444	202.207

Scottsdale Police Department Crime Lab Volatiles Analysis

Sample:	2406843-2	Vial:	37
Description:	[REDACTED]	LIMS ID:	[REDACTED]
Method:	ethanol quant.M	Sequence:	09Apr24
Instrument:	US14173023 CN14160045	Injection date:	4/9/2024 6:21:49 PM
Data file:	C:\Chem32\1\Data\09Apr24\37.D	Analyst:	Brooke

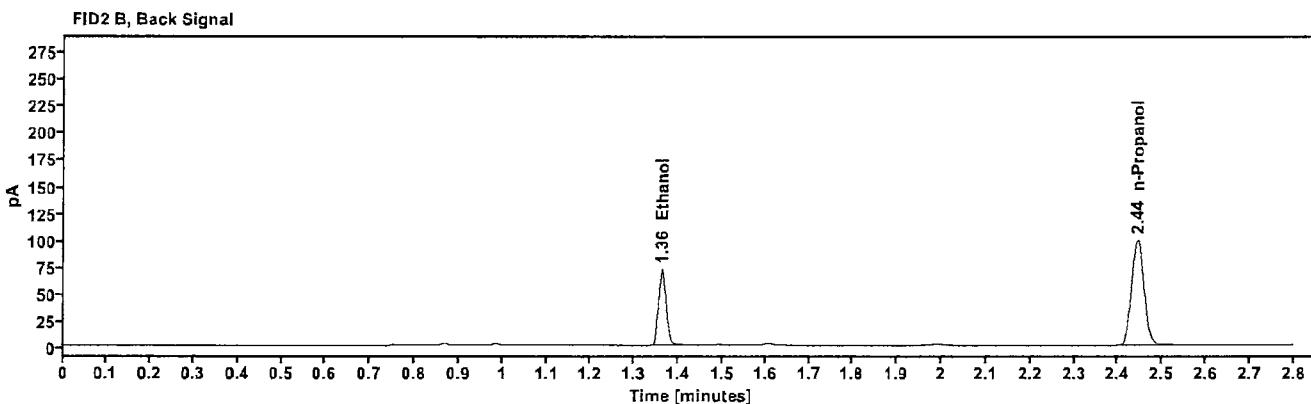
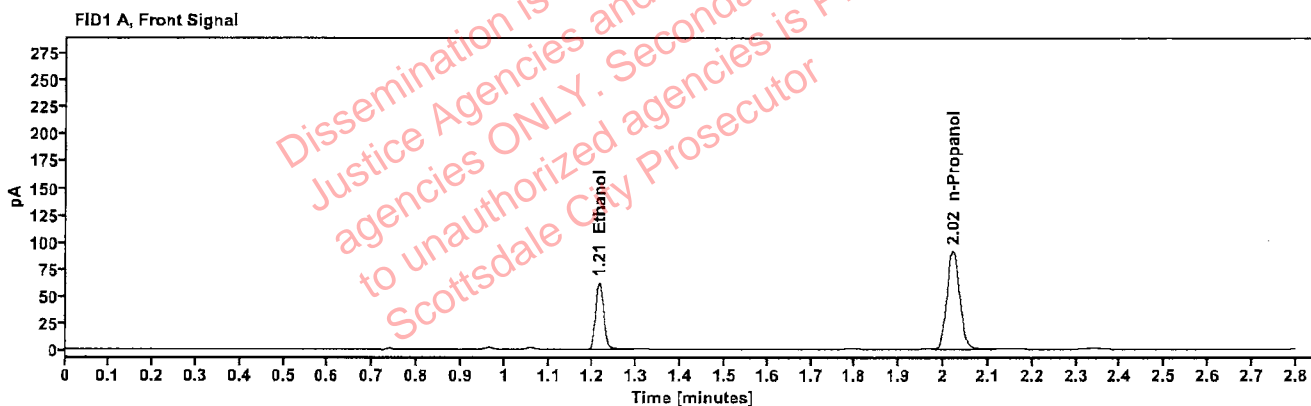


Table 1: FID 1 A (column DB-ALC1)

Compound	Amount (g/100mL)	Time (min)	Peak Area
>Ethanol	0.1243	1.214	79.622
n-Propanol	---	2.021	183.288

Table 2: FID 2 B (column DB-ALC2)

Compound	Time (min)	Peak Area
Ethanol	1.363	87.453
n-Propanol	2.444	197.589

Scottsdale Police Department Crime Lab Volatiles Analysis

Sample:	2406945-2	Vial:	38
Description:	[REDACTED]	LIMS ID:	[REDACTED]
Method:	ethanol quant.M	Sequence:	09Apr24
Instrument:	US14173023 CN14160045	Injection date:	4/9/2024 6:25:48 PM
Data file:	C:\Chem32\1\Data\09Apr24\38.D	Analyst:	Brooke

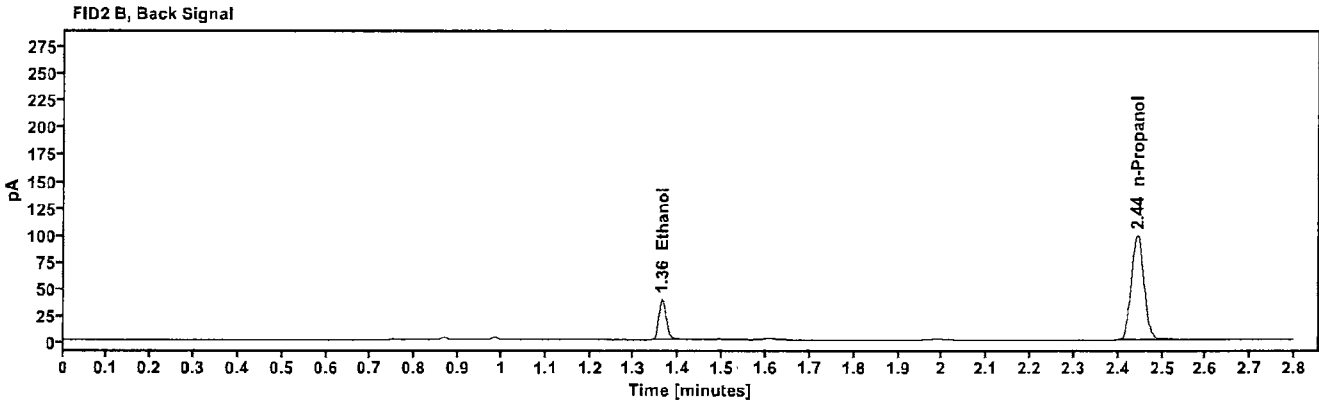
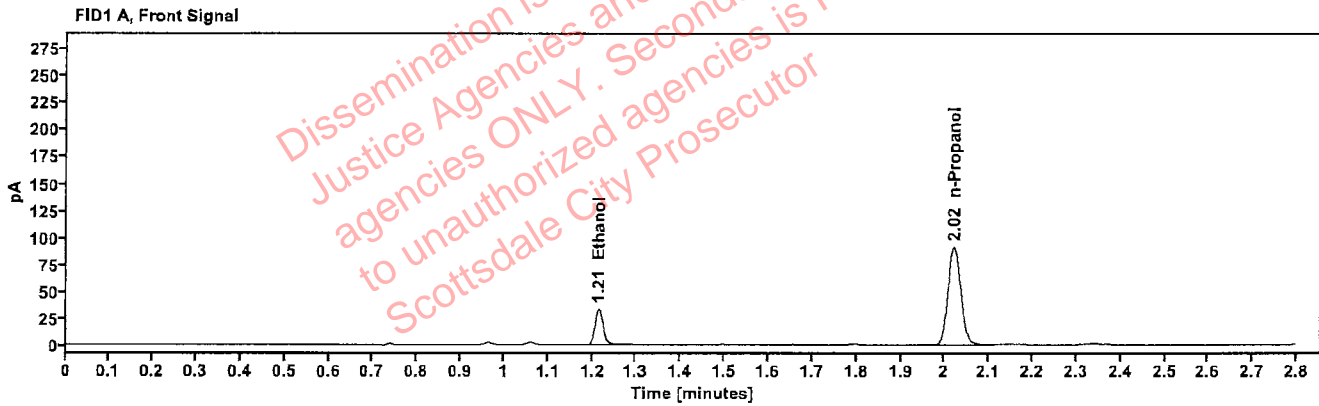


Table 1: FID 1 A (column DB-ALC1)

Compound	Amount (g/100mL)	Time (min)	Peak Area
>Ethanol	0.0670	1.214	42.726
n-Propanol	-----	2.021	182.684

Table 2: FID 2 B (column DB-ALC2)

Compound	Time (min)	Peak Area
Ethanol	1.363	46.948
n-Propanol	2.443	196.753

Scottsdale Police Department Crime Lab Volatiles Analysis

Sample:	2406945-2	Vial:	39
Description:	[REDACTED]	LIMS ID:	[REDACTED]
Method:	ethanol quant.M	Sequence:	09Apr24
Instrument:	US14173023 CN14160045	Injection date:	4/9/2024 6:29:49 PM
Data file:	C:\Chem32\1\Data\09Apr24\39.D	Analyst:	Brooke

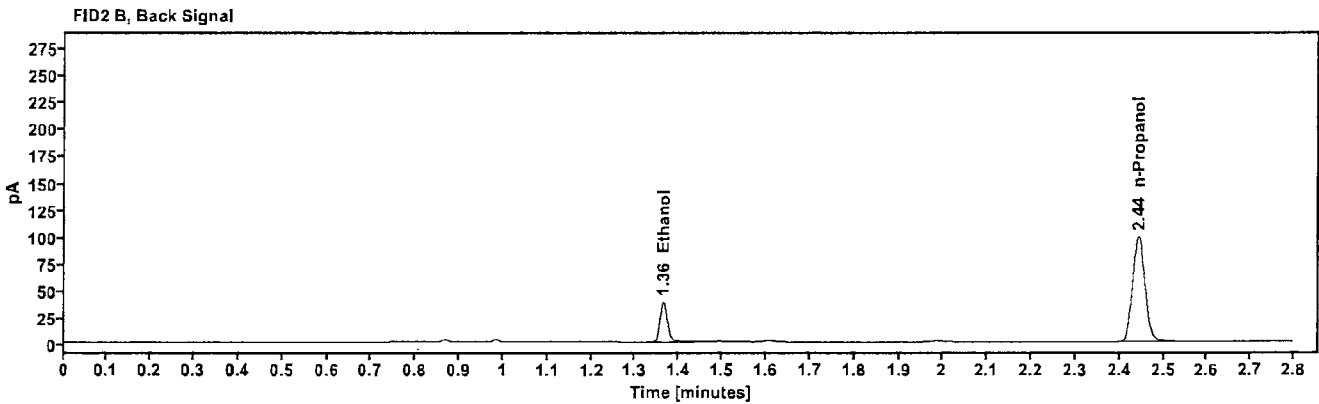
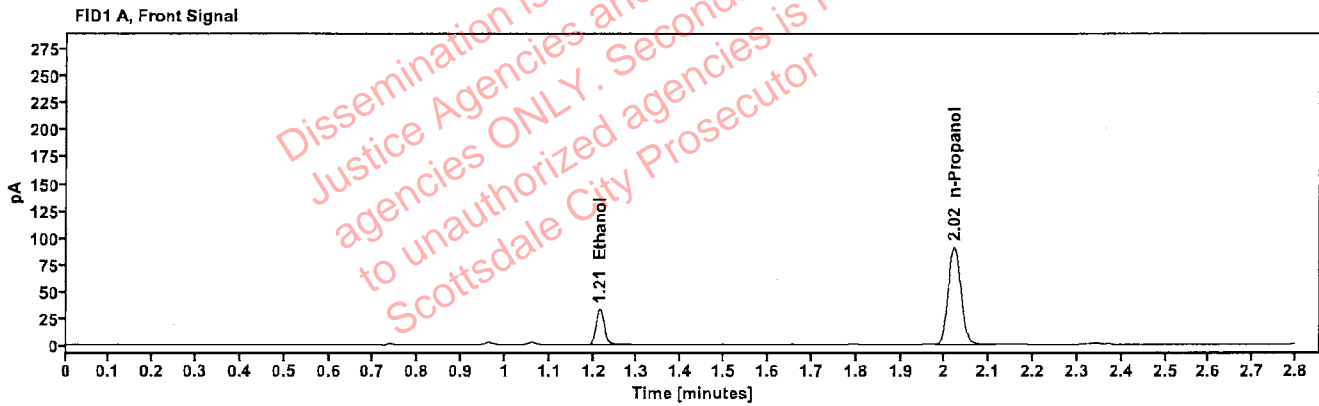


Table 1: FID 1 A (column DB-ALC1)

Compound	Amount (g/100mL)	Time (min)	Peak Area
>Ethanol	0.0666	1.214	42.359
n-Propanol	-----	2.021	182.221

Table 2: FID 2 B (column DB-ALC2)

Compound	Time (min)	Peak Area
Ethanol	1.363	47.099
n-Propanol	2.444	196.670

Scottsdale Police Department Crime Lab Volatiles Analysis

Sample:	2407039-1	Vial:	40
Description:	[REDACTED]	LIMS ID:	[REDACTED]
Method:	ethanol quant.M	Sequence:	09Apr24
Instrument:	US14173023 CN14160045	Injection date:	4/9/2024 6:33:48 PM
Data file:	C:\Chem32\1\Data\09Apr24\40.D	Analyst:	Brooke

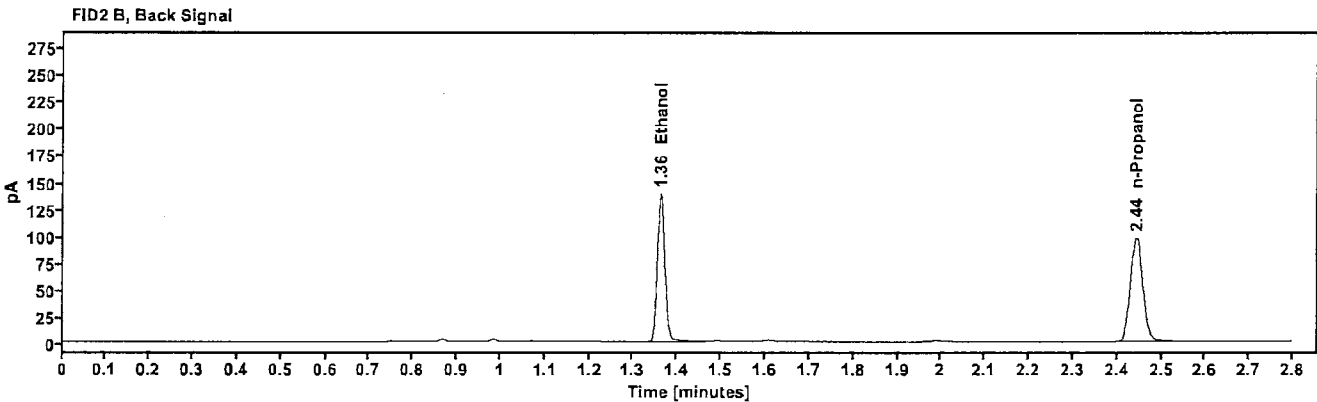
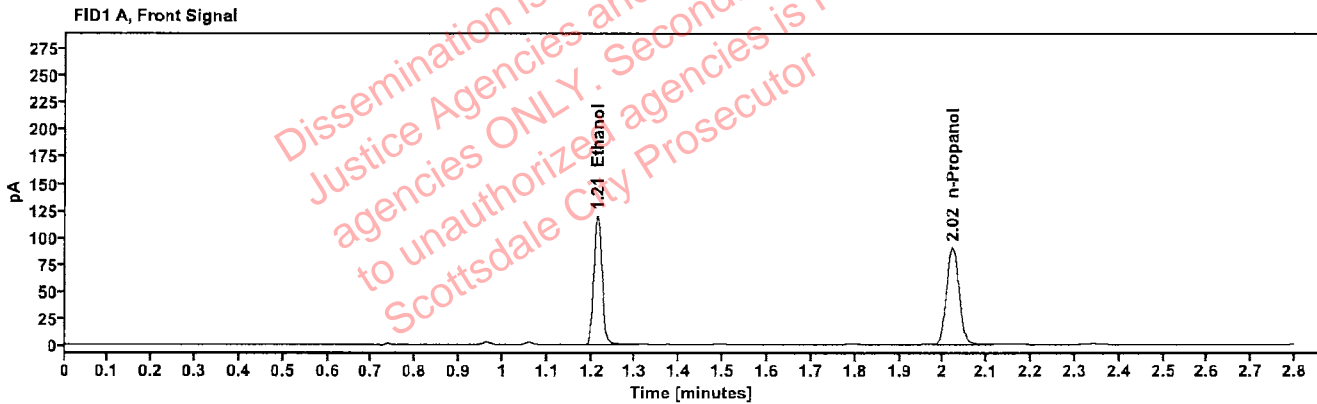


Table 1: FID 1 A (column DB-ALC1)

Compound	Amount (g/100mL)	Time (min)	Peak Area
>Ethanol	0.2409	1.213	152.507
n-Propanol	---	2.021	181.099

Table 2: FID 2 B (column DB-ALC2)

Compound	Time (min)	Peak Area
Ethanol	1.362	168.717
n-Propanol	2.444	194.984

Scottsdale Police Department Crime Lab Volatiles Analysis

Sample:	2407039-1	Vial:	41
Description:	[REDACTED]	LIMS ID:	[REDACTED]
Method:	ethanol quant.M	Sequence:	09Apr24
Instrument:	US14173023 CN14160045	Injection date:	4/9/2024 6:37:48 PM
Data file:	C:\Chem32\1\Data\09Apr24\41.D	Analyst:	Brooke

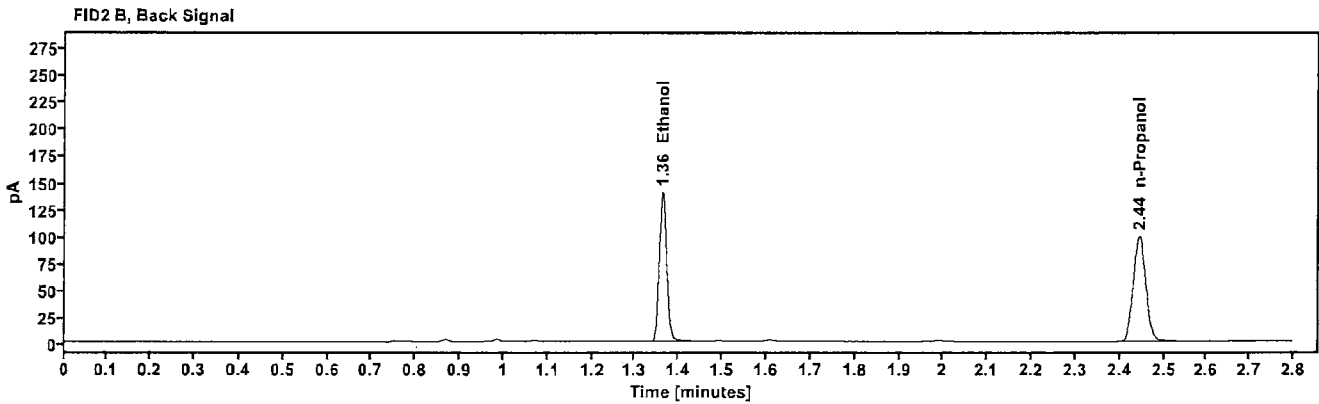
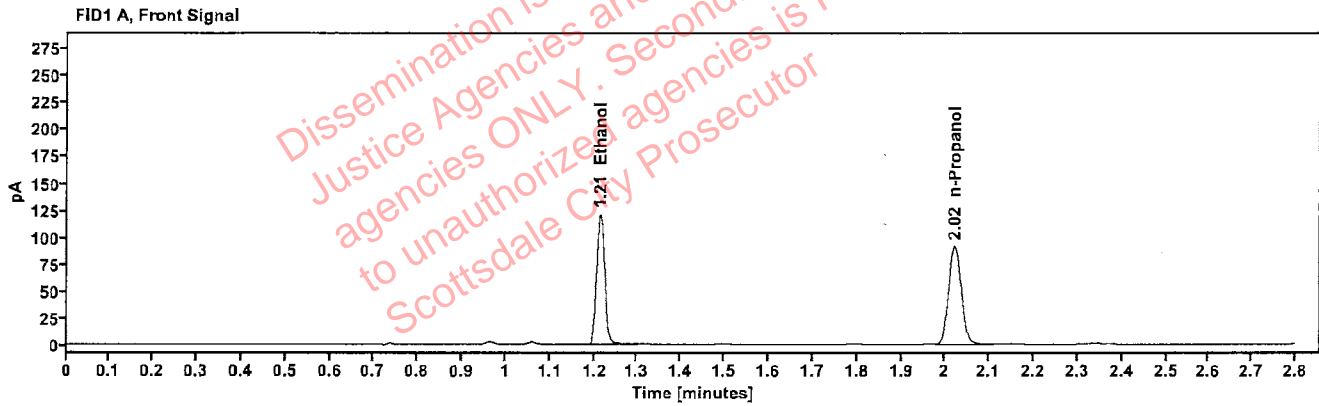


Table 1: FID 1 A (column DB-ALC1)

Compound	Amount (g/100mL)	Time (min)	Peak Area
>Ethanol	0.2417	1.213	154.316
n-Propanol	-----	2.021	182.633

Table 2: FID 2 B (column DB-ALC2)

Compound	Time (min)	Peak Area
Ethanol	1.362	170.470
n-Propanol	2.444	197.076

Scottsdale Police Department Crime Lab Volatiles Analysis

Sample:	2404882-1	Vial:	43
Description:	[REDACTED]	LIMS ID:	[REDACTED]
Method:	ethanol quant.M	Sequence:	09Apr24
Instrument:	US14173023 CN14160045	Injection date:	4/9/2024 6:46:04 PM
Data file:	C:\Chem32\1\Data\09Apr24\43.D	Analyst:	Brooke

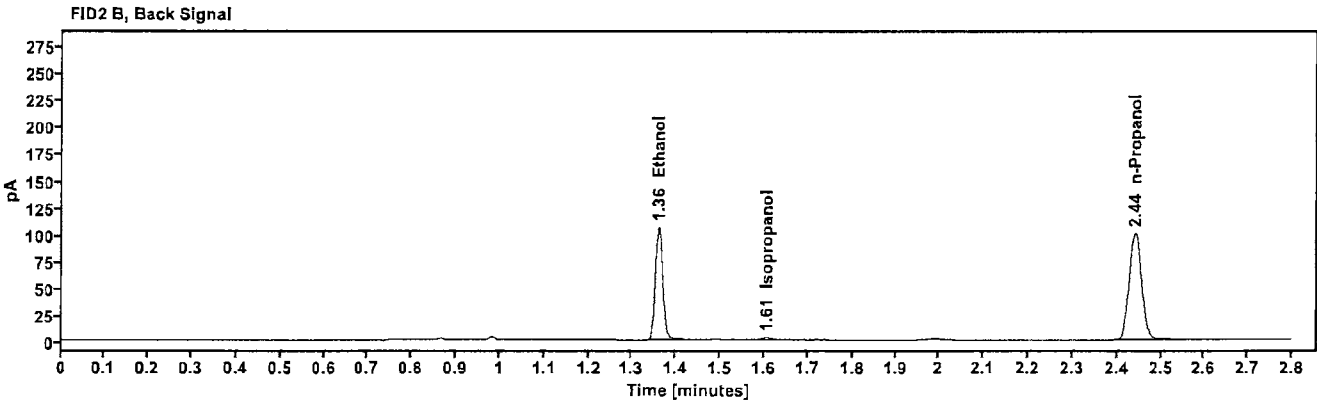
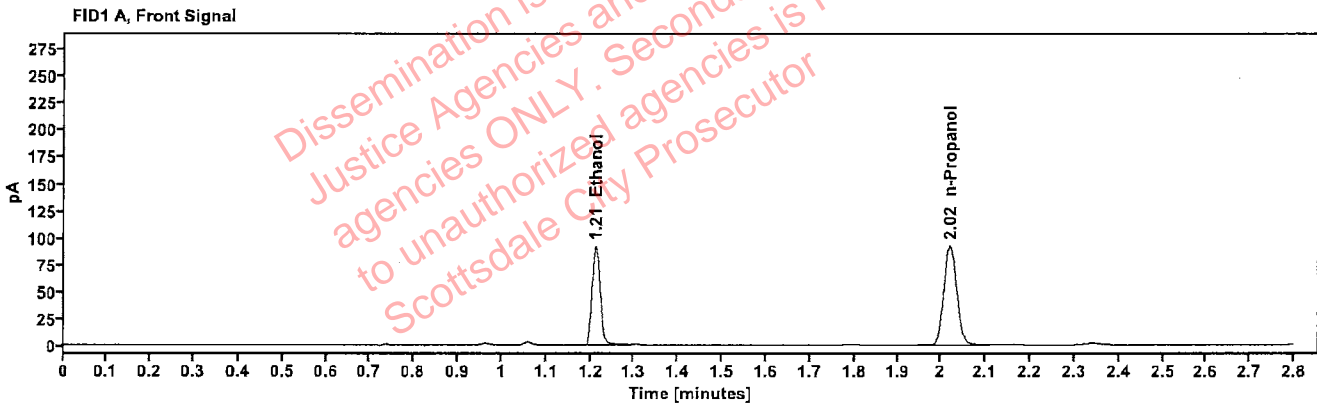


Table 1: FID 1 A (column DB-ALC1)

Compound	Amount (g/100mL)	Time (min)	Peak Area
>Ethanol	0.1799	1.212	116.393
n-Propanol	---	2.019	185.109

Table 2: FID 2 B (column DB-ALC2)

Compound	Time (min)	Peak Area
Ethanol	1.360	127.840
Isopropanol	1.606	4.104
n-Propanol	2.441	199.379

Scottsdale Police Department Crime Lab Volatiles Analysis

Sample:	2404882-1	Vial:	44
Description:	[REDACTED]	LIMS ID:	[REDACTED]
Method:	ethanol quant.M	Sequence:	09Apr24
Instrument:	US14173023 CN14160045	Injection date:	4/9/2024 6:50:03 PM
Data file:	C:\Chem32\1\Data\09Apr24\44.D	Analyst:	Brooke

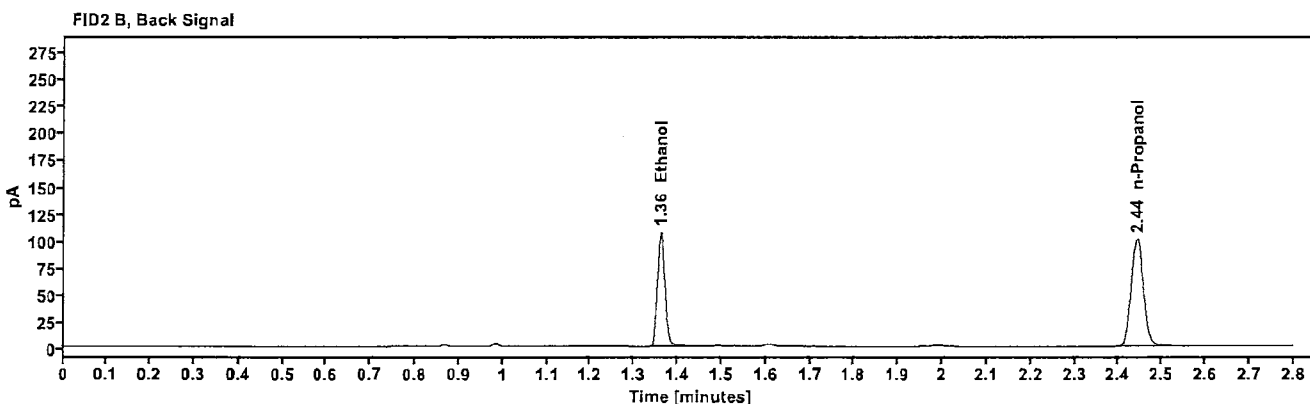
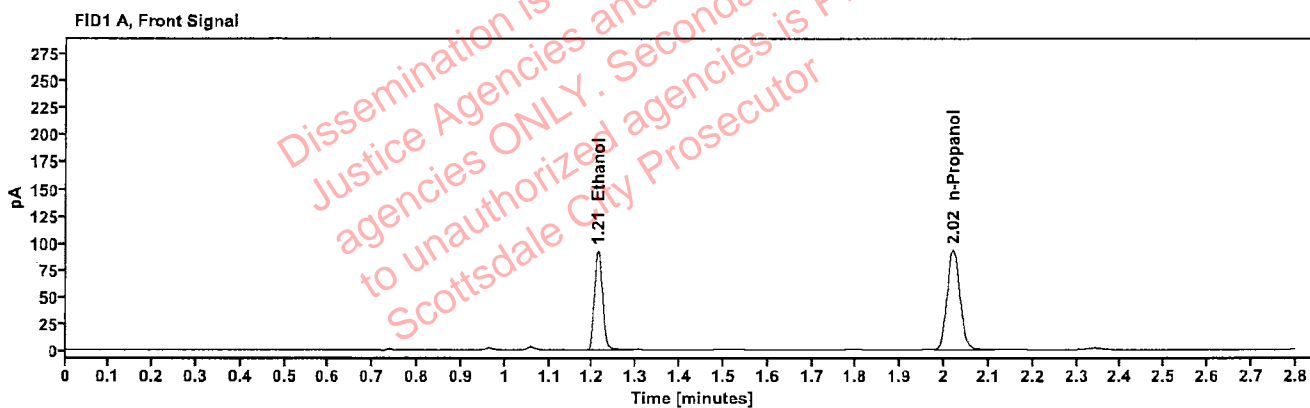


Table 1: FID 1 A (column DB-ALC1)

Compound	Amount (g/100mL)	Time (min)	Peak Area
>Ethanol	0.1813	1.212	117.769
n-Propanol	-----	2.020	185.828

Table 2: FID 2 B (column DB-ALC2)

Compound	Time (min)	Peak Area
Ethanol	1.361	129.413
n-Propanol	2.442	200.323

Scottsdale Police Department Crime Lab Volatiles Analysis

Sample:	353-01K.S.	Vial:	45
Description:	[REDACTED]	LIMS ID:	[REDACTED]
Method:	ethanol quant.M	Sequence:	09Apr24
Instrument:	US14173023 CN14160045	Injection date:	4/9/2024 6:54:04 PM
Data file:	C:\Chem32\1\Data\09Apr24\45.D	Analyst:	Brooke

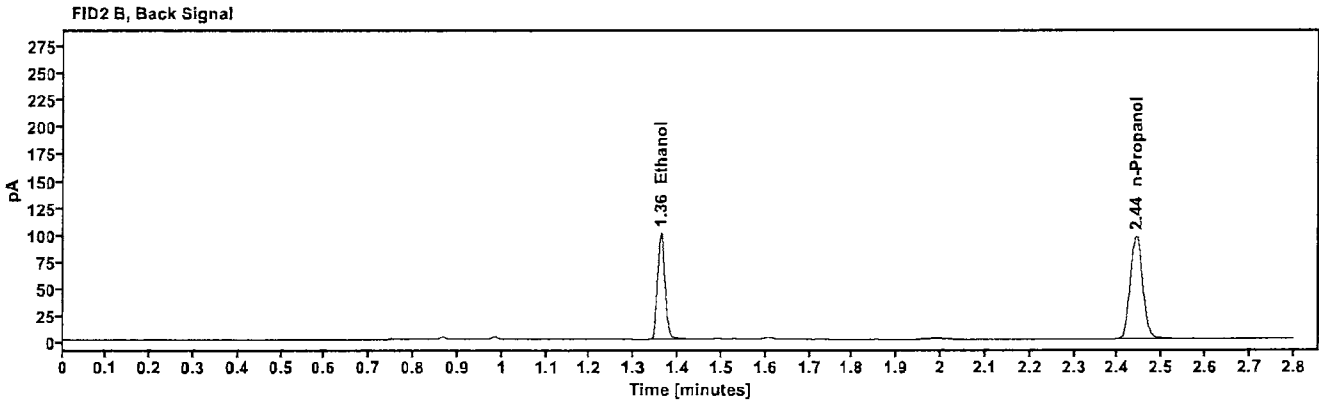
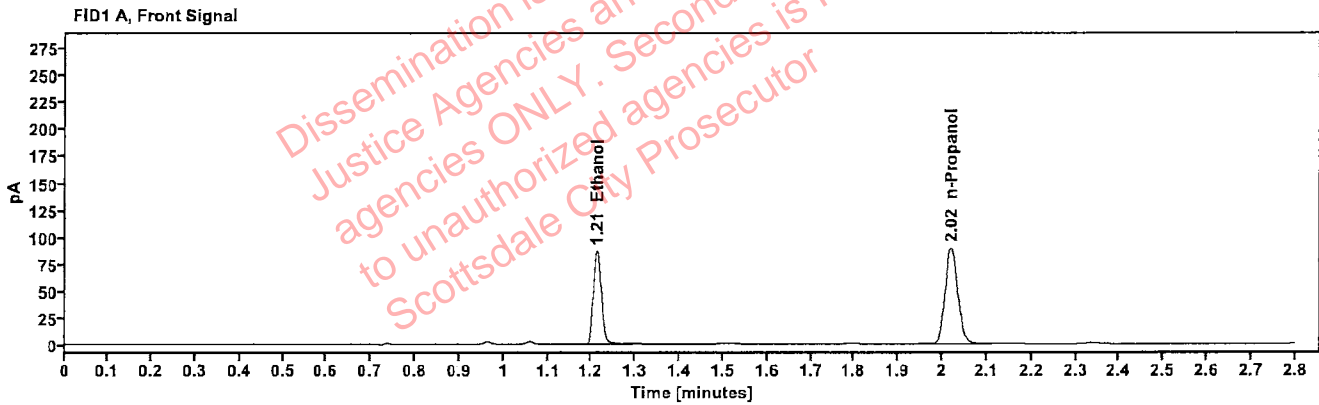


Table 1: FID 1 A (column DB-ALC1)

Compound	Amount (g/100mL)	Time (min)	Peak Area
>Ethanol	0.1757	1.212	109.804
n-Propanol	---	2.019	178.773

Table 2: FID 2 B (column DB-ALC2)

Compound	Time (min)	Peak Area
Ethanol	1.360	120.688
n-Propanol	2.441	192.627

Scottsdale Police Department Crime Lab Volatiles Analysis

Sample:	353-01K.S.	Vial:	46
Description:	[REDACTED]	LIMS ID:	[REDACTED]
Method:	ethanol quant.M	Sequence:	09Apr24
Instrument:	US14173023 CN14160045	Injection date:	4/9/2024 6:58:03 PM
Data file:	C:\Chem32\1\Data\09Apr24\46.D	Analyst:	Brooke

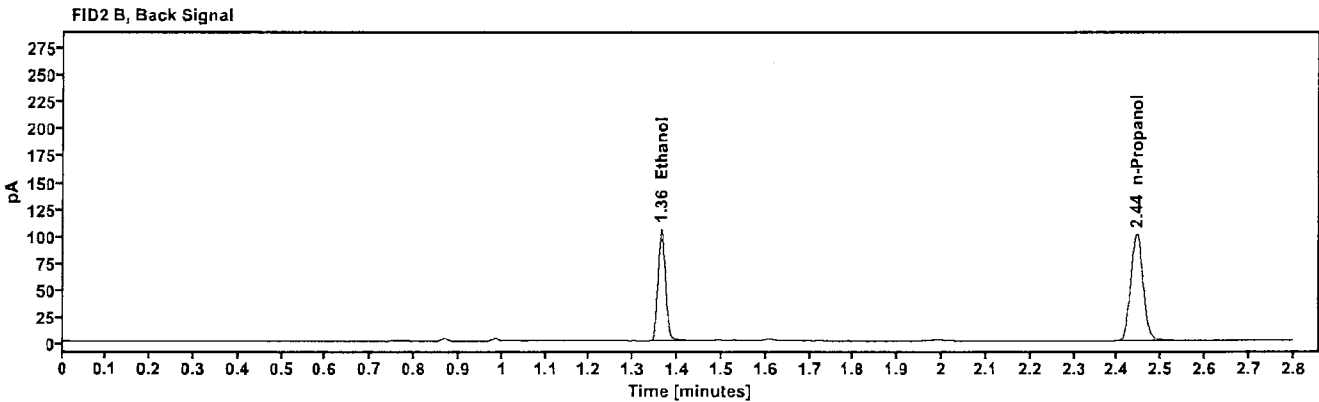
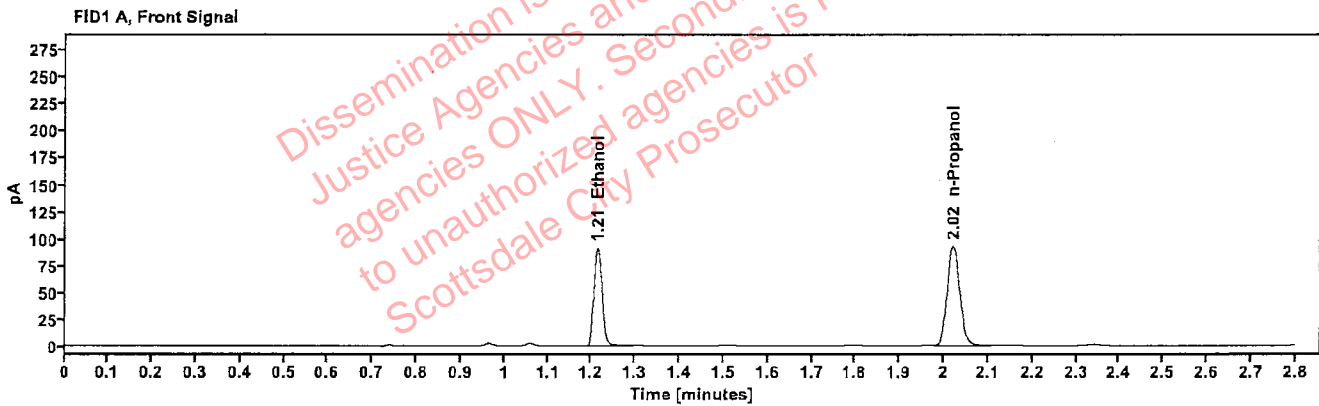


Table 1: FID 1 A (column DB-ALC1)

Compound	Amount (g/100mL)	Time (min)	Peak Area
>Ethanol	0.1794	1.213	116.497
n-Propanol	—	2.021	185.795

Table 2: FID 2 B (column DB-ALC2)

Compound	Time (min)	Peak Area
Ethanol	1.362	128.193
n-Propanol	2.443	200.856

Scottsdale Police Department Crime Lab Volatiles Analysis

Sample:	434-01E.W.	Vial:	47
Description:	[REDACTED]	LIMS ID:	[REDACTED]
Method:	ethanol quant.M	Sequence:	09Apr24
Instrument:	US14173023 CN14160045	Injection date:	4/9/2024 7:02:04 PM
Data file:	C:\Chem32\1\Data\09Apr24\47.D	Analyst:	Brooke

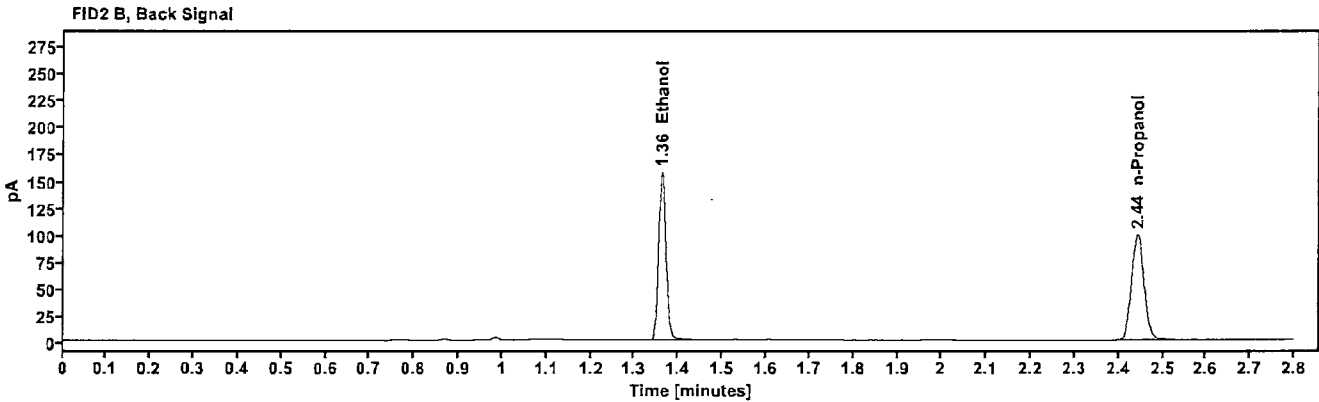
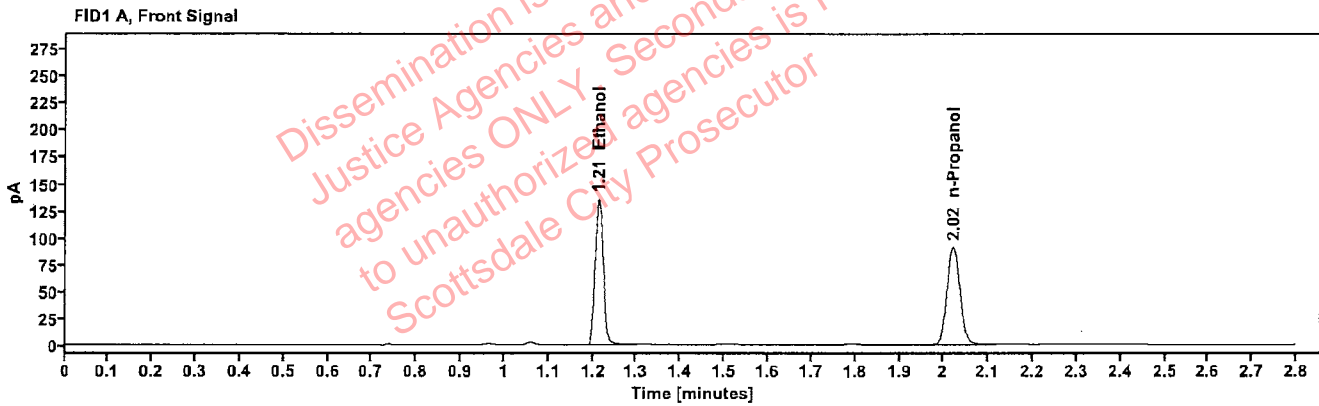


Table 1: FID 1 A (column DB-ALC1)

Compound	Amount (g/100mL)	Time (min)	Peak Area
>Ethanol	0.2717	1.213	172.883
n-Propanol	---	2.021	181.992

Table 2: FID 2 B (column DB-ALC2)

Compound	Time (min)	Peak Area
Ethanol	1.362	190.448
n-Propanol	2.443	197.238

Scottsdale Police Department Crime Lab Volatiles Analysis

Sample:	434-01E.W.	Vial:	48
Description:	[REDACTED]	LIMS ID:	[REDACTED]
Method:	ethanol quant.M	Sequence:	09Apr24
Instrument:	US14173023 CN14160045	Injection date:	4/9/2024 7:06:03 PM
Data file:	C:\Chem32\1\Data\09Apr24\48.D	Analyst:	Brooke

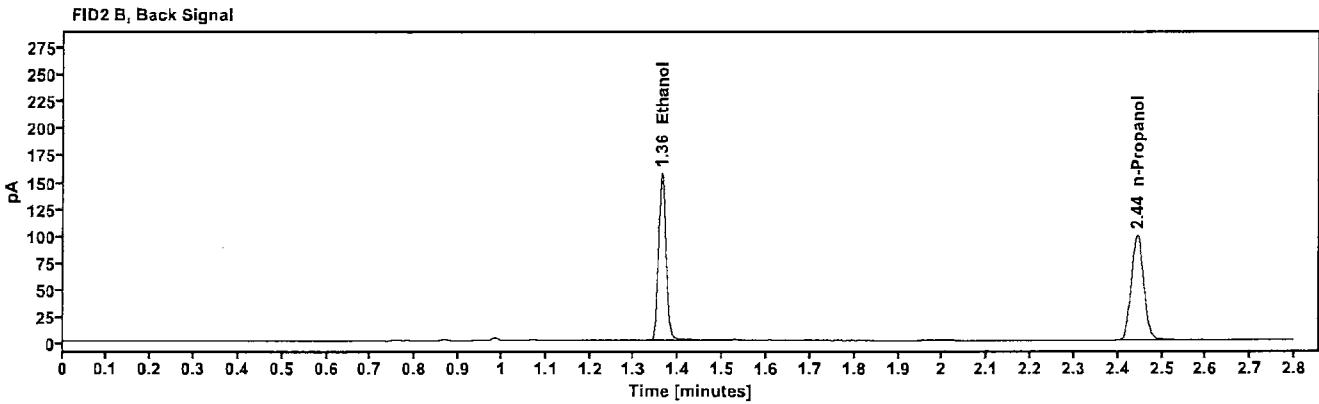
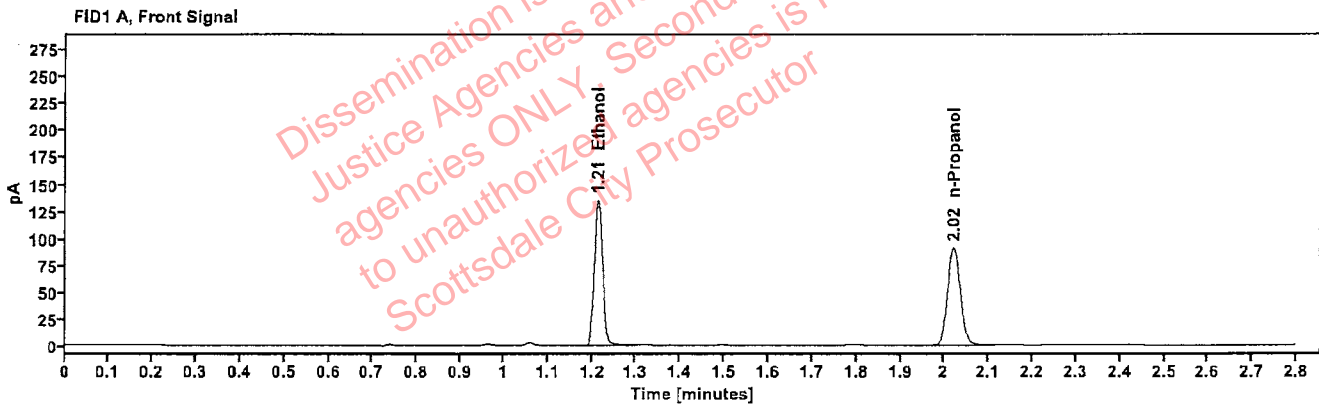


Table 1: FID 1 A (column DB-ALC1)

Compound	Amount (g/100mL)	Time (min)	Peak Area
>Ethanol	0.2722	1.213	172.447
n-Propanol	---	2.021	181.205

Table 2: FID 2 B (column DB-ALC2)

Compound	Time (min)	Peak Area
Ethanol	1.362	190.758
n-Propanol	2.443	196.397

Scottsdale Police Department Crime Lab Volatiles Analysis

Sample:	409-01M.H.	Vial:	49
Description:	[REDACTED]	LIMS ID:	[REDACTED]
Method:	ethanol quant.M	Sequence:	09Apr24
Instrument:	US14173023 CN14160045	Injection date:	4/9/2024 7:10:18 PM
Data file:	C:\Chem32\1\Data\09Apr24\49.D	Analyst:	Brooke

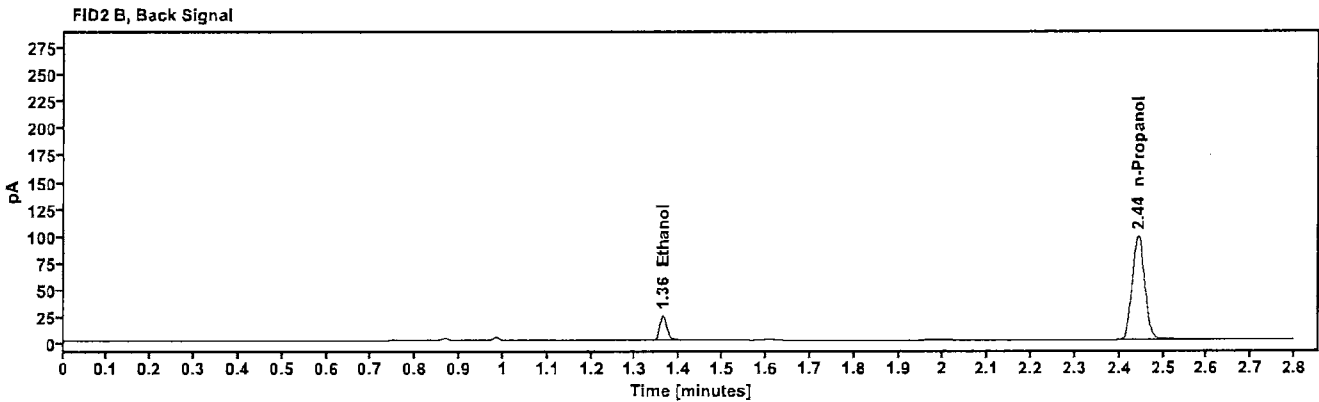
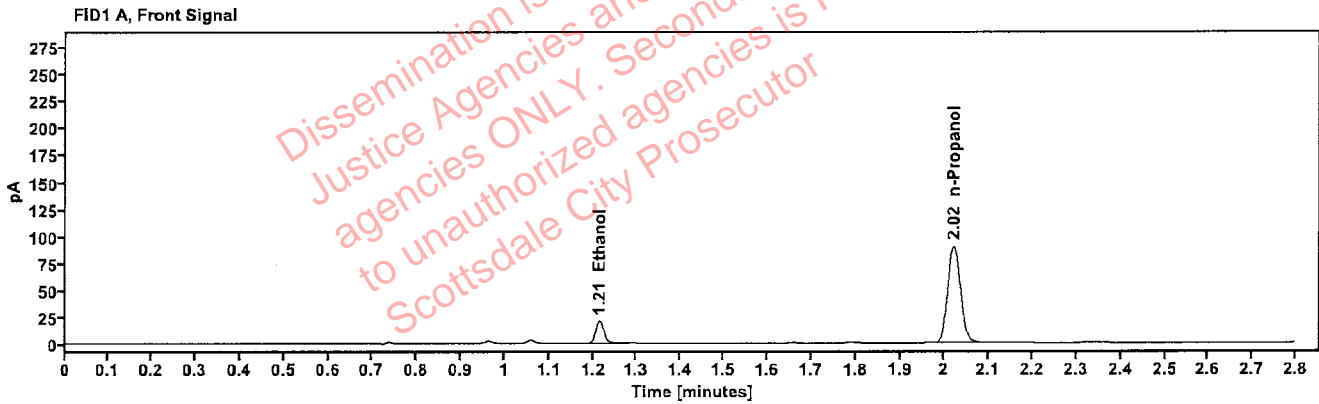


Table 1: FID 1 A (column DB-ALC1)

Compound	Amount (g/100mL)	Time (min)	Peak Area
>Ethanol	0.0425	1.214	26.586
n-Propanol	-----	2.020	179.344

Table 2: FID 2 B (column DB-ALC2)

Compound	Time (min)	Peak Area
Ethanol	1.362	29.342
n-Propanol	2.443	195.057

Scottsdale Police Department Crime Lab Volatiles Analysis

Sample:	409-01M.H.	Vial:	50
Description:	[REDACTED]	LIMS ID:	[REDACTED]
Method:	ethanol quant.M	Sequence:	09Apr24
Instrument:	US14173023 CN14160045	Injection date:	4/9/2024 7:14:19 PM
Data file:	C:\Chem32\1\Data\09Apr24\50.D	Analyst:	Brooke

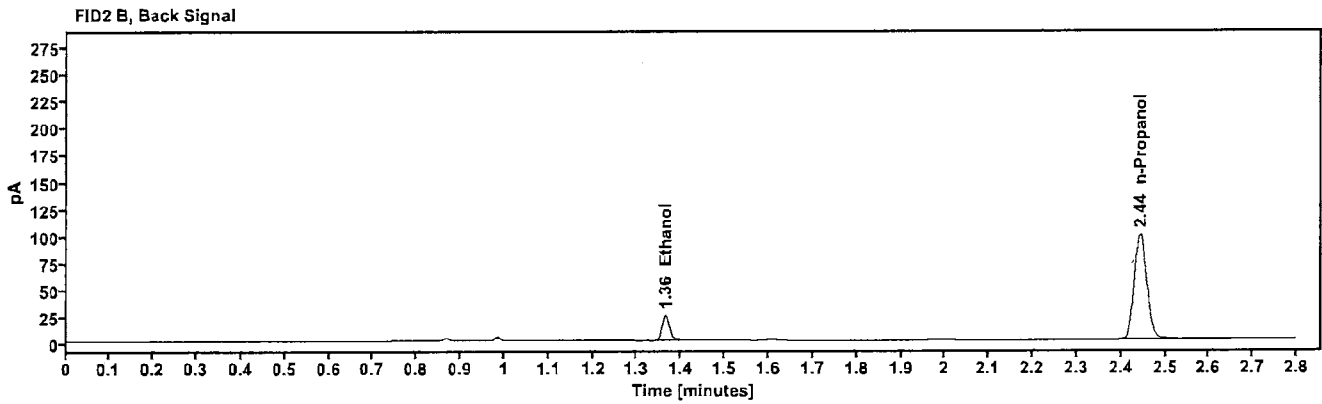
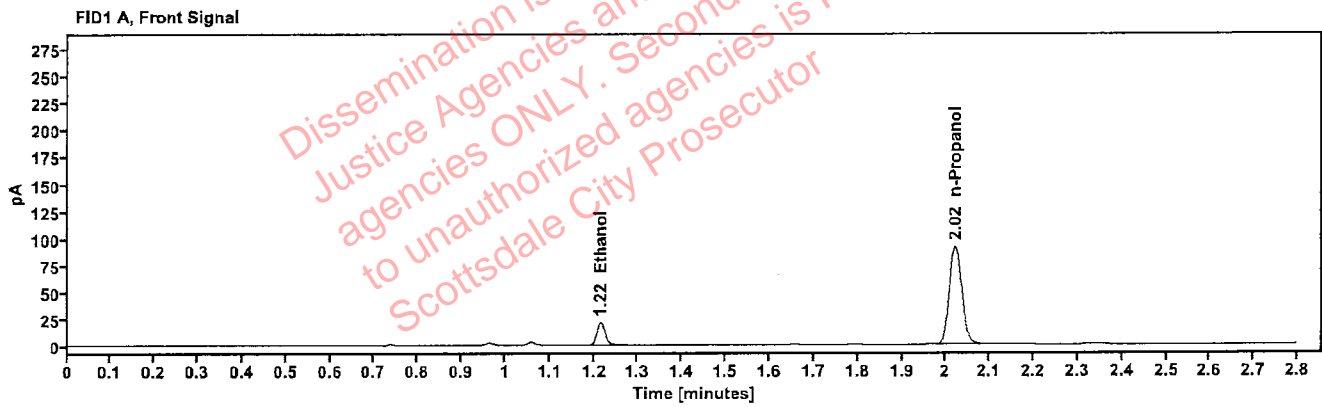


Table 1: FID 1 A (column DB-ALC1)

Compound	Amount (g/100mL)	Time (min)	Peak Area
>Ethanol	0.0426	1.215	27.024
n-Propanol	-----	2.021	182.014

Table 2: FID 2 B (column DB-ALC2)

Compound	Time (min)	Peak Area
Ethanol	1.364	29.994
n-Propanol	2.444	197.895

Scottsdale Police Department Crime Lab Volatiles Analysis

Sample:	426-01R.H.	Vial:	51
Description:	[REDACTED]	LIMS ID:	[REDACTED]
Method:	ethanol quant.M	Sequence:	09Apr24
Instrument:	US14173023 CN14160045	Injection date:	4/9/2024 7:18:18 PM
Data file:	C:\Chem32\1\Data\09Apr24\51.D	Analyst:	Brooke

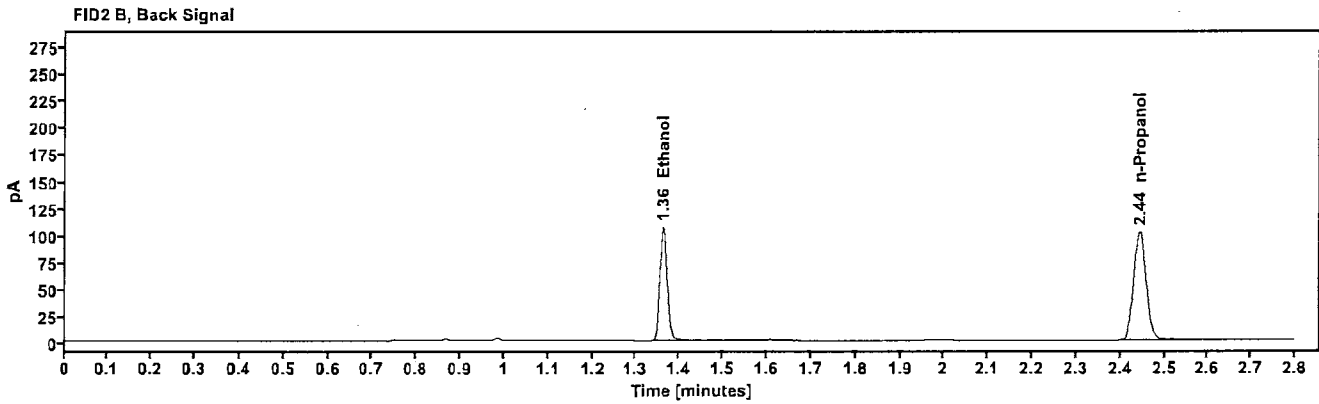
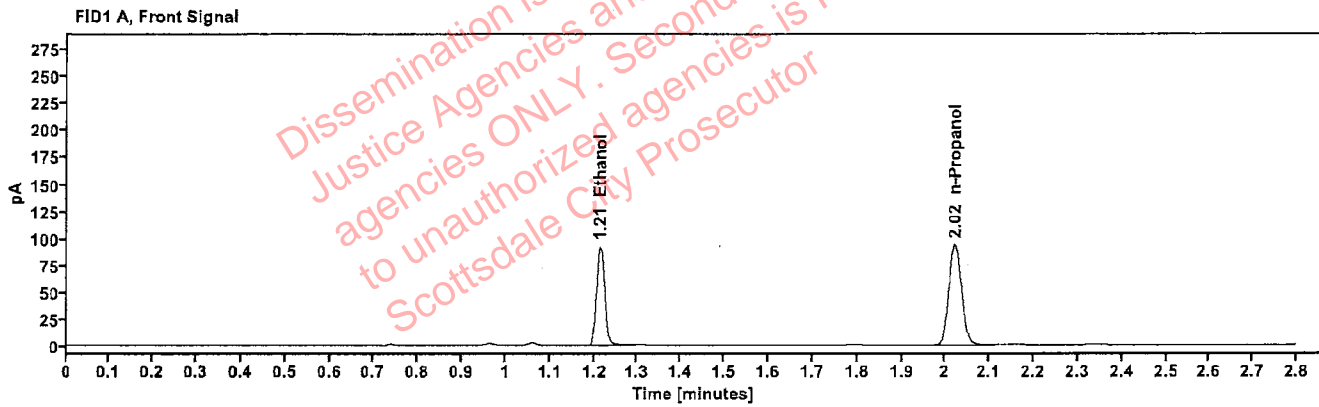


Table 1: FID 1 A (column DB-ALC1)

Compound	Amount (g/100mL)	Time (min)	Peak Area
>Ethanol	0.1799	1.214	117.433
n-Propanol	---	2.021	186.811

Table 2: FID 2 B (column DB-ALC2)

Compound	Time (min)	Peak Area
Ethanol	1.362	128.717
n-Propanol	2.444	202.660

Scottsdale Police Department Crime Lab Volatiles Analysis

Sample:	426-01R.H.	Vial:	52
Description:	[REDACTED]	LIMS ID:	[REDACTED]
Method:	ethanol quant.M	Sequence:	09Apr24
Instrument:	US14173023 CN14160045	Injection date:	4/9/2024 7:22:19 PM
Data file:	C:\Chem32\1\Data\09Apr24\52.D	Analyst:	Brooke

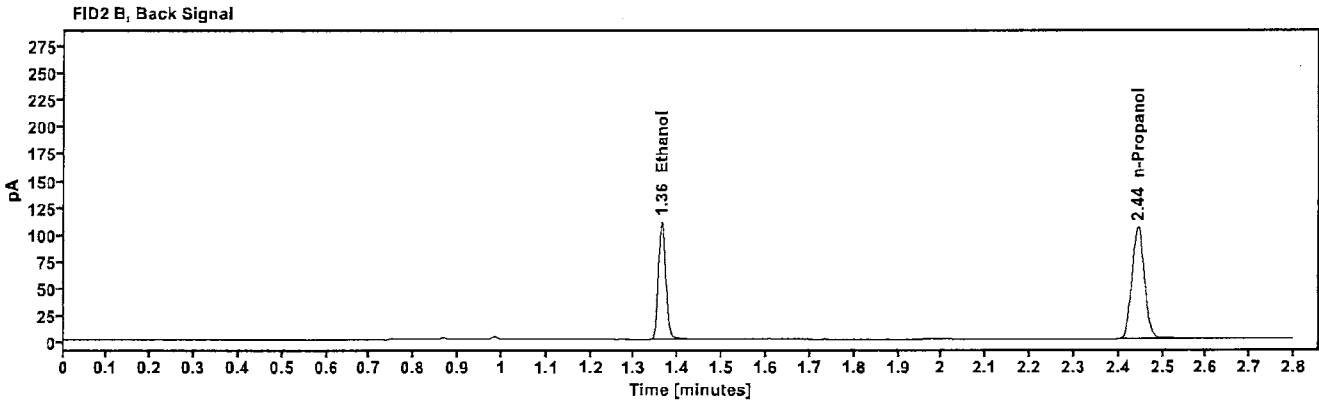
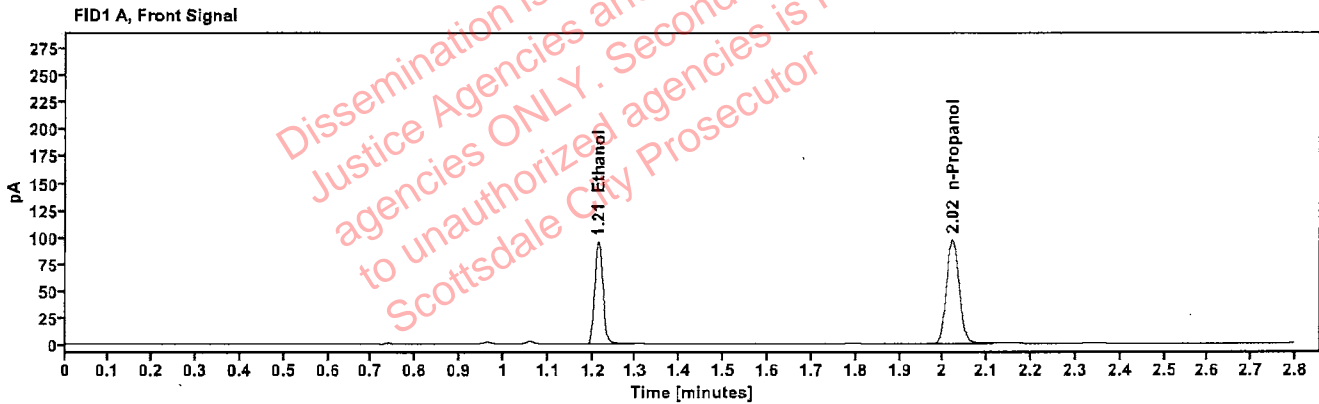


Table 1: FID 1 A (column DB-ALC1)

Compound	Amount (g/100mL)	Time (min)	Peak Area
>Ethanol	0.1801	1.213	121.427
n-Propanol	—	2.021	192.883

Table 2: FID 2 B (column DB-ALC2)

Compound	Time (min)	Peak Area
Ethanol	1.362	133.320
n-Propanol	2.443	209.289