

SCOTTSDALE POLICE DEPARTMENT CRIME LABORATORY BLOOD ALCOHOL FACE SHEET

ANALYSIS DATE 05/14/2024

SEQUENCE NAME 14May24

EQUIPMENT

Pipettor Hamilton ML600EH7497 Hamilton ML600EA20851
 Gas Chromatograph Agilent US14173023

INSTRUMENT CALIBRATION

Vial 1 0.02 calibrator Lot FN03122113 Coefficient of determination (r²)
 Vial 2 0.10 calibrator Lot FN03072301 0.99991
 Vial 3 0.20 calibrator Lot FN03132302
 Vial 4 0.40 calibrator Lot FN03052102

CALIBRATION VERIFICATION AND RESOLUTION TEST


Vial	Sample	Expected result	Measured result	Manufacturer/lot
5	Blank	Not detected	Not detected	SPD lab 011823WB
6	Volatiles mixture	6 compounds	6 compounds	SPD lab 050721MIX
7	Aqueous control	0.400 g/dL	0.402 g/dL	Lipomed 30012020-A
8	Aqueous control	0.040 g/dL	0.039 g/dL	Lipomed 14082019-B
9	Blood control	0.199 g/dL	0.203 g/dL	ACQ 4110320133/11
20	Aqueous control	0.100 g/dL	0.099 g/dL	Lipomed 25052023-A
31	Blood control	0.199 g/dL	0.203 g/dL	ACQ 4110320133/11
42	Aqueous control	0.100 g/dL	0.098 g/dL	Lipomed 25052023-A
53	Blood control	0.199 g/dL	0.204 g/dL	ACQ 4110320133/11
64	Aqueous control	0.400 g/dL	0.403 g/dL	Lipomed 30012020-A
65	Aqueous control	0.040 g/dL	0.039 g/dL	Lipomed 14082019-B
66	Blood control	0.199 g/dL	0.202 g/dL	ACQ 4110320133/11
67	Blank	Not detected	Not detected	SPD lab 032824AQ

SUBJECT SAMPLES

Subjects in the sequence 25 Subjects requiring reanalysis 0

ADDITIONAL NOTES: All testing proceeded as expected.

Run valid
 Run invalid


 Analyst

Run valid
 Run invalid


 Technical Reviewer

Scottsdale Police Department Crime Laboratory Sequence Quality Assurance Summary

RS

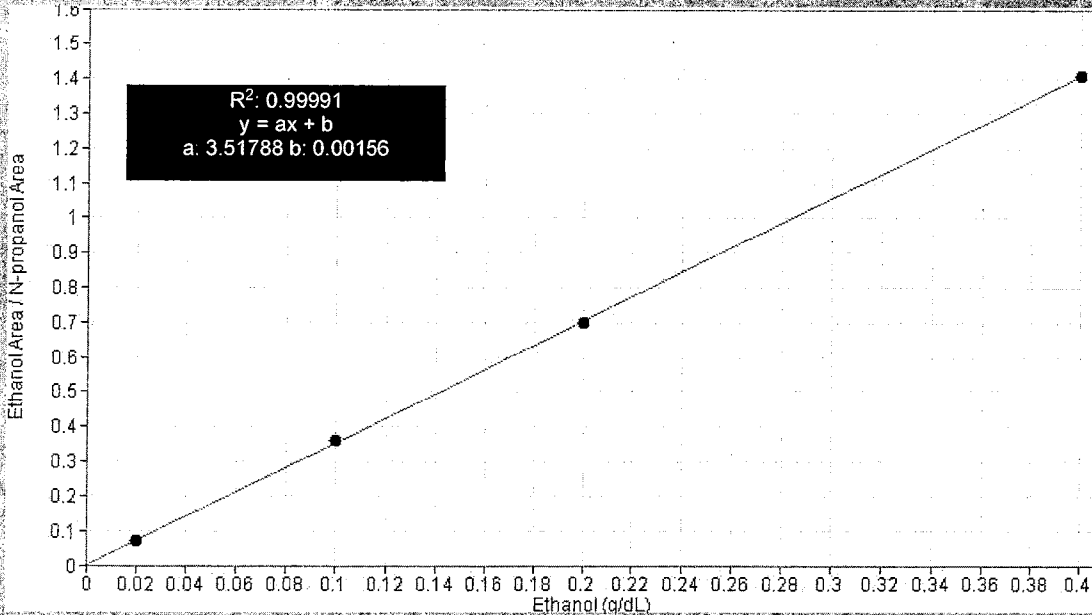
SEQUENCE NAME: 14May24

ANALYST: Brooke

Sample Name	Vial	Measured Value (g/dL)	Expected Value (g/dL)	Percent Difference	Absolute Difference (g/dL)
blank 011823WB	5	negative	negative	-	-
0.400 30012020-A	7	0.402	0.400	0.50	0.002
0.040 14082019-B	8	0.039	0.040	2.50	-0.001
0.199 4110320133/11	9	0.203	0.199	2.01	0.004
0.100 25052023-A	20	0.099	0.100	1.00	-0.001
0.199 4110320133/11	31	0.203	0.199	2.01	0.004
0.100 25052023-A	42	0.098	0.100	2.00	-0.002
0.199 4110320133/11	53	0.204	0.199	2.51	0.005
0.400 30012020-A	64	0.403	0.400	0.75	0.003
0.040 14082019-B	65	0.039	0.040	2.50	-0.001
0.199 4110320133/11	66	0.202	0.199	1.51	0.003
blank 032824AQ	67	negative	negative	-	-

Calibrator	Ethanol Area	N-propanol Area	Ratio
0.020	12.964	184.785	0.070
0.100	69.598	193.453	0.360
0.200	121.804	174.287	0.699
0.400	244.910	173.654	1.410

Calibration Line



Scottsdale Police Department Crime Lab Volatiles Analysis

18

Sample: FN03122113	Vial: 1
Description: 0.020 calibrator	Sequence: 14May24
Method: ethanol quant.M	Injection date: 5/14/2024 3:14:49 PM
Instrument: US14173023 CN14160045	Analyst: Brooke
Data file: C:\Chem32\1\Data\14May24\1.D	

Dissemination is restricted to Criminal Justice Agencies and authorized agencies ONLY. Secondary dissemination to unauthorized agencies is PROHIBITED. Scottsdale City Prosecutor

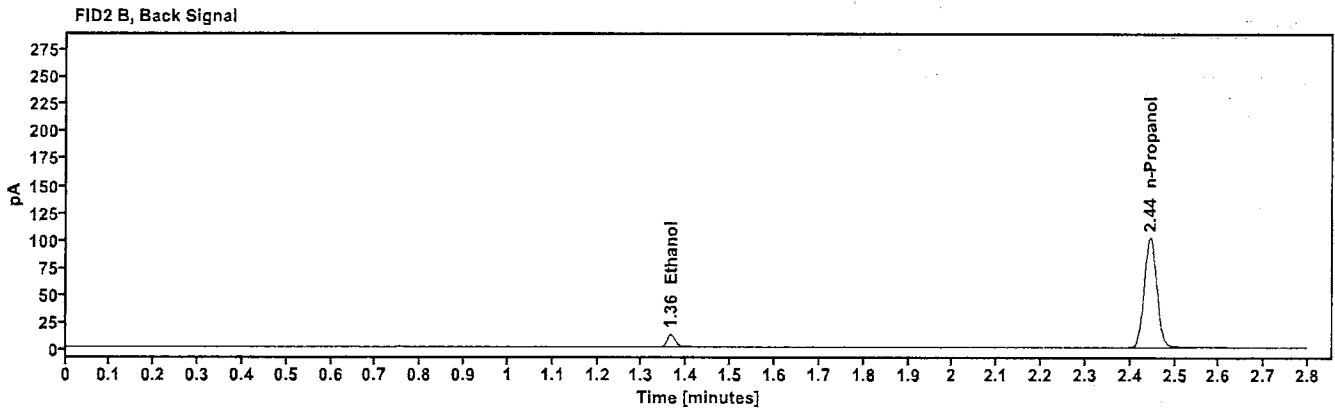
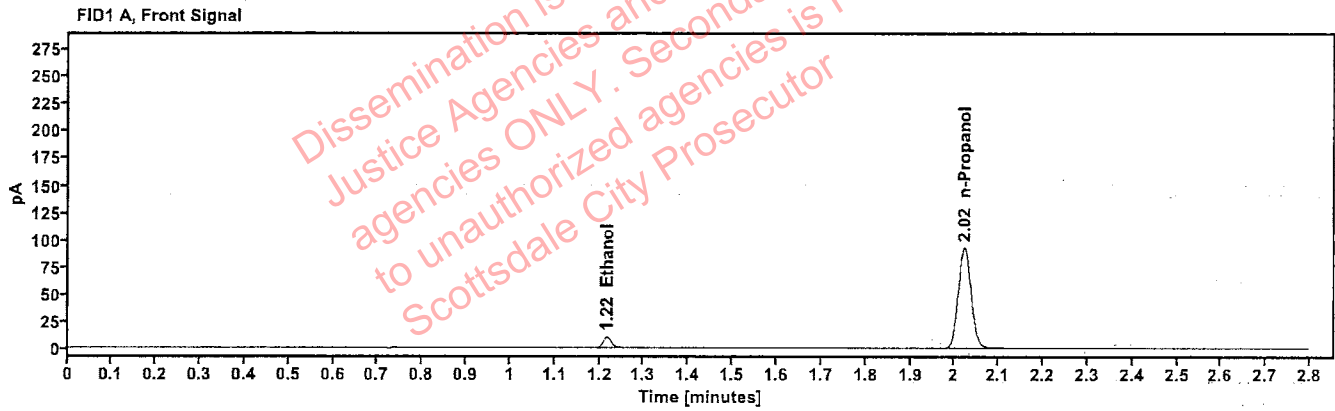


Table 1: FID 1 A (column DB-ALC1)

Compound	Time (min)	Peak Area
Ethanol	1.216	12.964
n-Propanol	2.022	184.785

Table 2: FID 2 B (column DB-ALC2)

Compound	Time (min)	Peak Area
Ethanol	1.365	14.270
n-Propanol	2.444	201.003

Scottsdale Police Department Crime Lab Volatiles Analysis

RS

Sample: FN03072301	Vial: 2
Description: 0.100 calibrator	Sequence: 14May24
Method: ethanol quant.M	Injection date: 5/14/2024 3:18:48 PM
Instrument: US14173023 CN14160045	Analyst: Brooke
Data file: C:\Chem32\1\Data\14May24\2.D	

Dissemination is restricted to Criminal Justice Agencies and authorized agencies ONLY. Secondary dissemination to unauthorized agencies is PROHIBITED. Scottsdale City Prosecutor

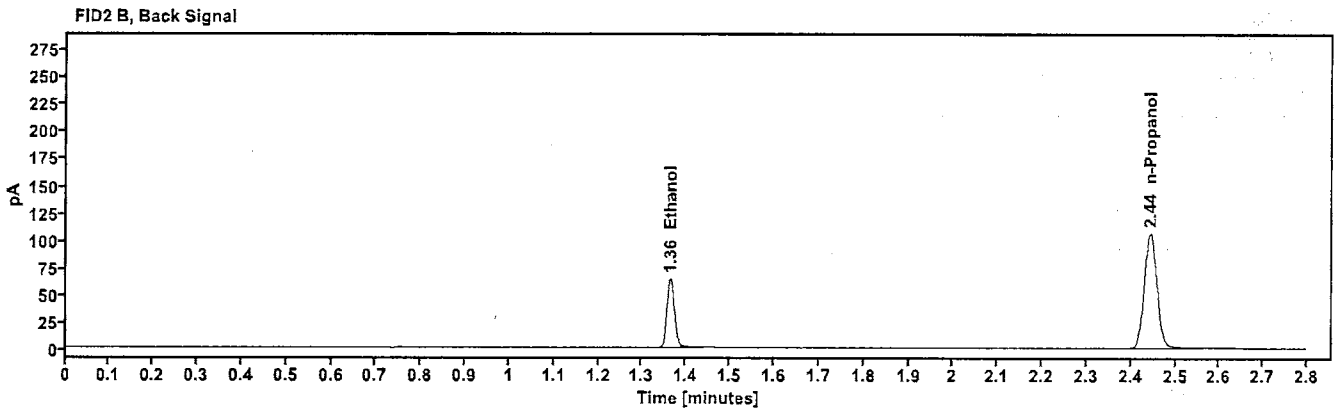
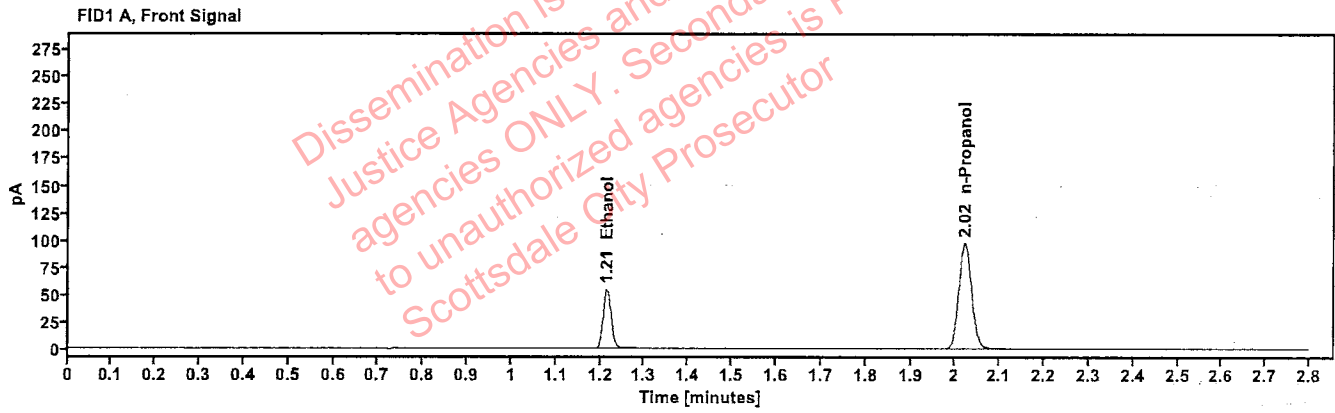


Table 1: FID 1 A (column DB-ALC1)

Compound	Time (min)	Peak Area
Ethanol	1.214	69.598
n-Propanol	2.021	193.453

Table 2: FID 2 B (column DB-ALC2)

Compound	Time (min)	Peak Area
Ethanol	1.363	76.541
n-Propanol	2.444	210.274

Scottsdale Police Department Crime Lab Volatiles Analysis

Sample:	FN03132302	Vial:	3
Description:	0.200 calibrator	Sequence:	14May24
Method:	ethanol quant.M	Injection date:	5/14/2024 3:22:48 PM
Instrument:	US14173023 CN14160045	Analyst:	Brooke
Data file:	C:\Chem32\1\Data\14May24\3.D		

Dissemination is restricted to Criminal Justice Agencies and authorized agencies ONLY. Secondary dissemination to unauthorized agencies is PROHIBITED. Scottsdale City Prosecutor

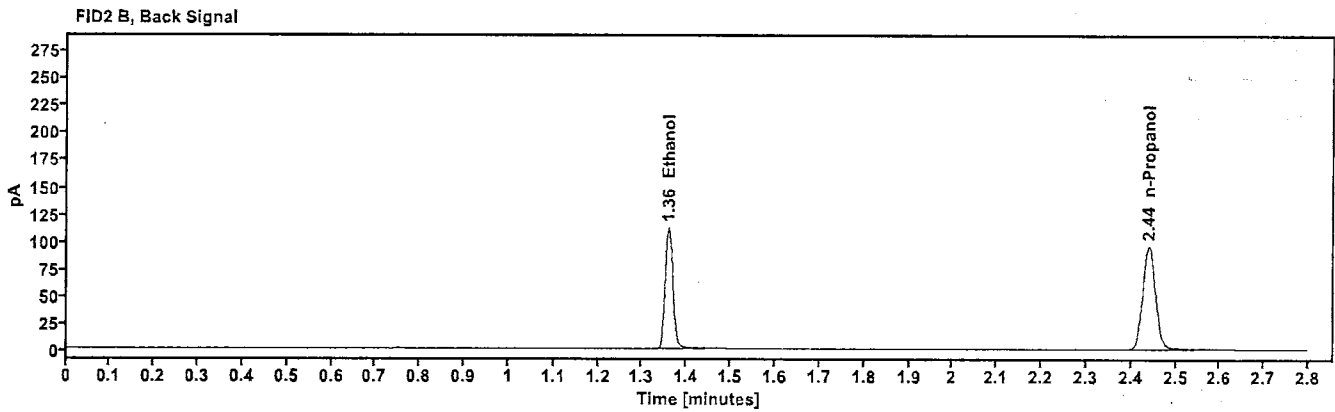
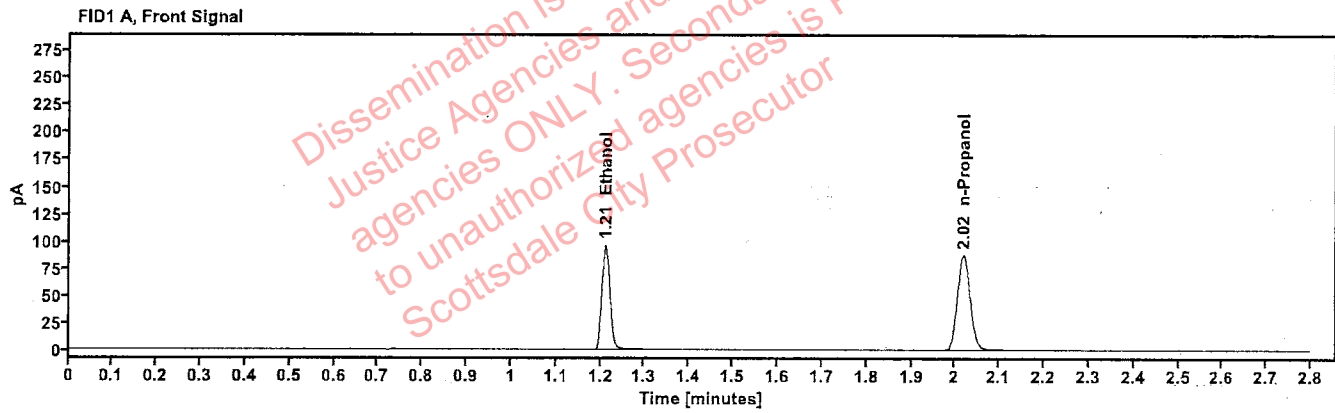


Table 1: FID 1 A (column DB-ALC1)

Compound	Time (min)	Peak Area
Ethanol	1.211	121.804
n-Propanol	2.019	174.287

Table 2: FID 2 B (column DB-ALC2)

Compound	Time (min)	Peak Area
Ethanol	1.358	133.926
n-Propanol	2.440	189.324

Scottsdale Police Department Crime Lab Volatiles Analysis

RB

Sample: FN03052102	Vial: 4
Description: 0.400 calibrator	Sequence: 14May24
Method: ethanol quant.M	Injection date: 5/14/2024 3:26:48 PM
Instrument: US14173023 CN14160045	Analyst: Brooke
Data file: C:\Chem32\1\Data\14May24\4.D	

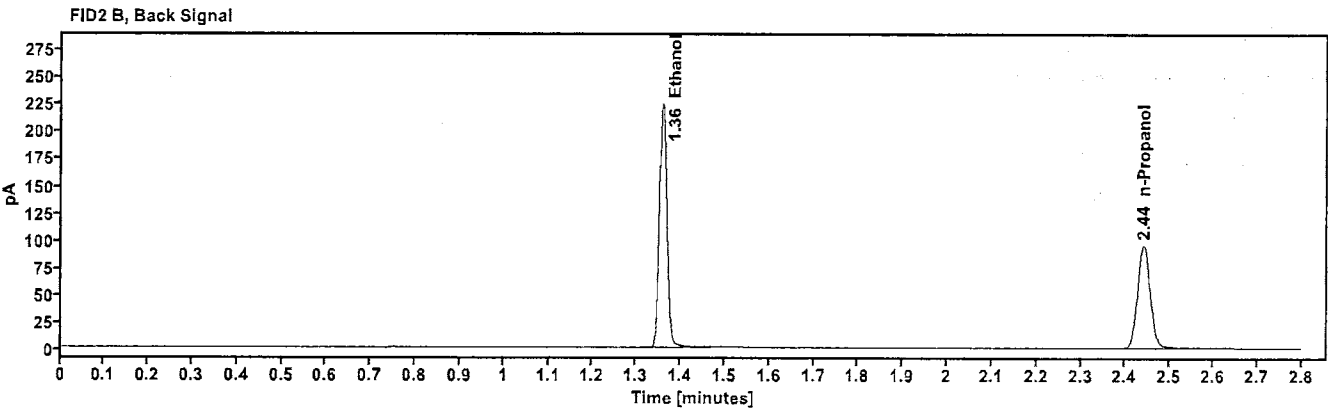
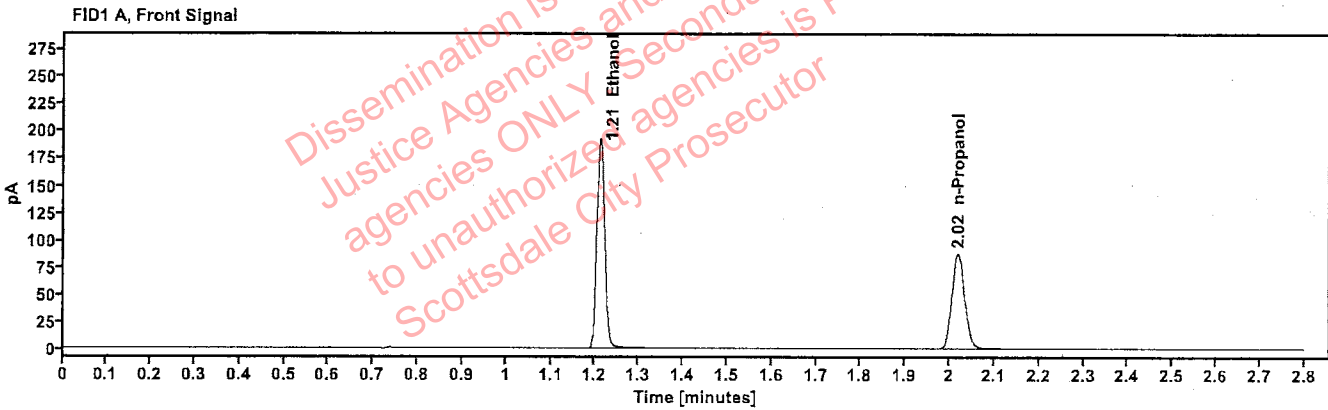


Table 1: FID 1 A (column DB-ALC1)

Compound	Time (min)	Peak Area
Ethanol	1.211	244.910
n-Propanol	2.019	173.654

Table 2: FID 2 B (column DB-ALC2)

Compound	Time (min)	Peak Area
Ethanol	1.359	269.802
n-Propanol	2.441	188.398

Scottsdale Police Department Crime Lab Volatiles Analysis

Sample:	011823WB	Vial:	5
Description:	Negative	LIMS ID:	
Method:	ethanol quant.M	Sequence:	14May24
Instrument:	US14173023 CN14160045	Injection date:	5/14/2024 3:30:49 PM
Data file:	C:\Chem32\1\Data\14May24\5.D	Analyst:	Brooke

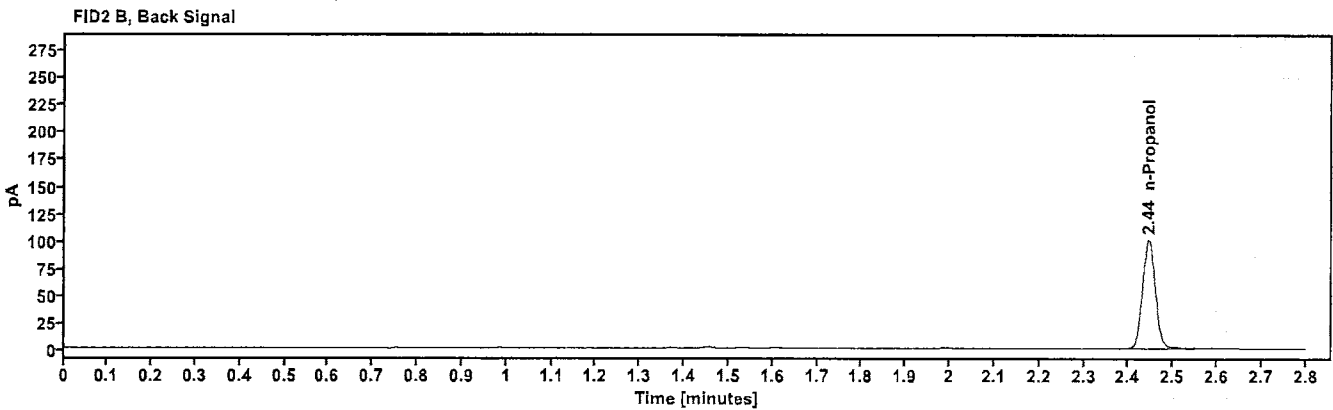
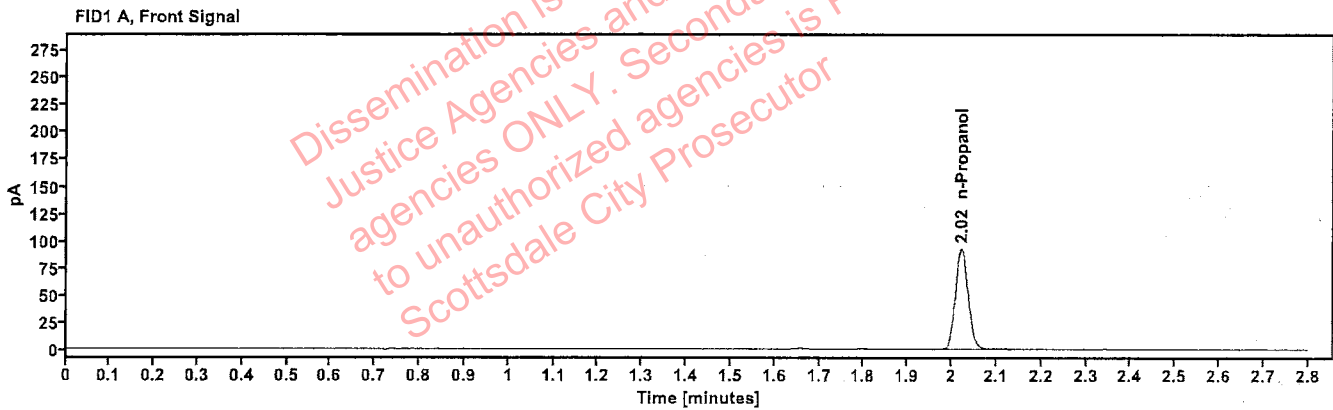


Table 1: FID 1 A (column DB-ALC1)

Compound	Amount (g/100mL)	Time (min)	Peak Area
n-Propanol	---	2.022	184.032

Table 2: FID 2 B (column DB-ALC2)

Compound	Time (min)	Peak Area
n-Propanol	2.445	199.649

Scottsdale Police Department Crime Lab Volatiles Analysis

Sample:	050721MIX	Vial:	6
Description:	Volatiles mix	LIMS ID:	
Method:	ethanol quant.M	Sequence:	14May24
Instrument:	US14173023 CN14160045	Injection date:	5/14/2024 3:34:48 PM
Data file:	C:\Chem32\1\Data\14May24\6.D	Analyst:	Brooke

Dissemination is restricted to Criminal Justice Agencies and authorized agencies ONLY. Secondary dissemination to unauthorized agencies is PROHIBITED. Scottsdale City Prosecutor

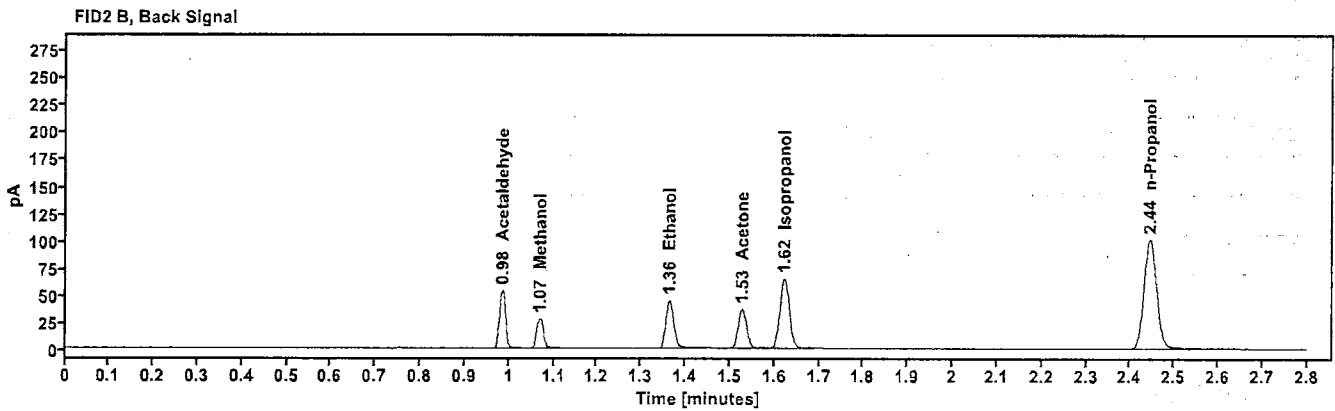
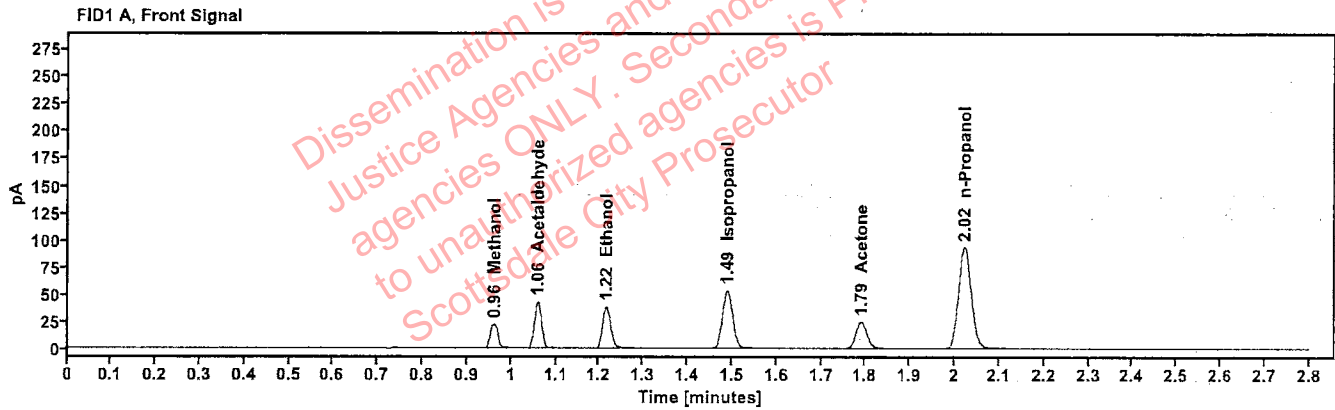


Table 1: FID 1 A (column DB-ALC1)

Compound	Amount (g/100mL)	Time (min)	Peak Area
Methanol	-----	0.961	25.868
Acetaldehyde	-----	1.059	46.761
>Ethanol	0.0745	1.215	48.982
Isopropanol	-----	1.489	85.798
Acetone	-----	1.790	42.328
n-Propanol	-----	2.022	185.742

Table 2: FID 2 B (column DB-ALC2)

Compound	Time (min)	Peak Area
Acetaldehyde	0.985	52.376
Methanol	1.069	28.911
Ethanol	1.364	53.825
Acetone	1.528	46.714
Isopropanol	1.623	94.723
n-Propanol	2.445	201.257

Scottsdale Police Department Crime Lab Volatiles Analysis

YB

Sample:	30012020-A	Vial:	7
Description:	0.400	LIMS ID:	
Method:	ethanol quant.M	Sequence:	14May24
Instrument:	US14173023 CN14160045	Injection date:	5/14/2024 3:39:03 PM
Data file:	C:\Chem32\1\Data\14May24\7.D	Analyst:	Brooke

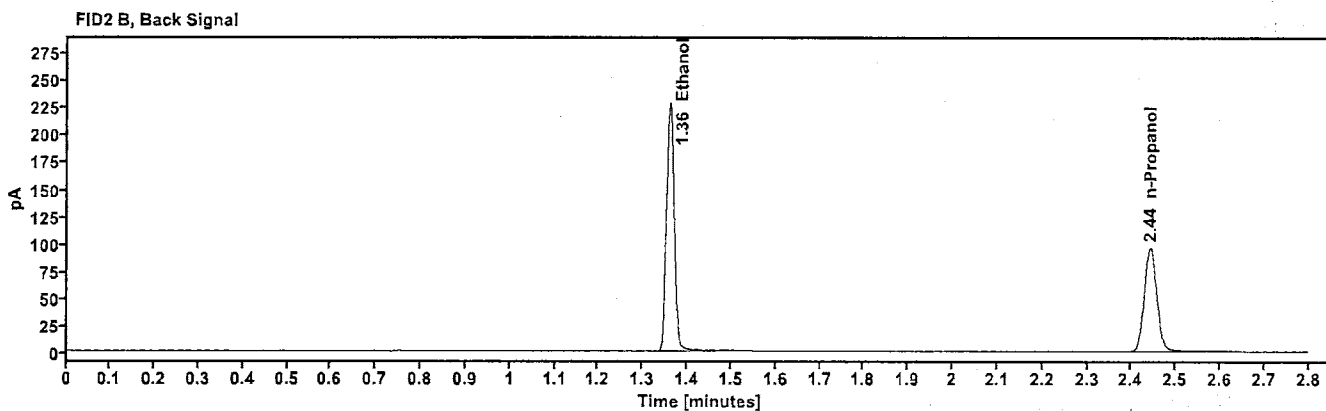
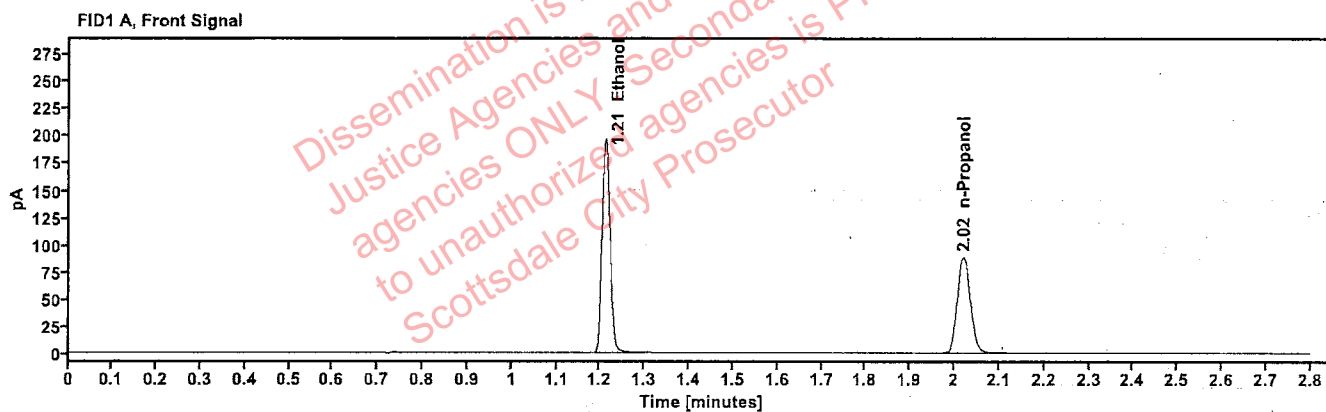


Table 1: FID 1 A (column DB-ALC1)

Compound	Amount (g/100mL)	Time (min)	Peak Area
>Ethanol	0.4024	1.212	249.467
n-Propanol	---	2.020	176.028

Table 2: FID 2 B (column DB-ALC2)

Compound	Time (min)	Peak Area
Ethanol	1.360	274.870
n-Propanol	2.442	191.100

Scottsdale Police Department Crime Lab Volatiles Analysis

YFB

Sample:	14082019-B	Vial:	8
Description:	0.040	LIMS ID:	
Method:	ethanol quant.M	Sequence:	14May24
Instrument:	US14173023 CN14160045	Injection date:	5/14/2024 3:43:03 PM
Data file:	C:\Chem32\1\Data\14May24\8.D	Analyst:	Brooke

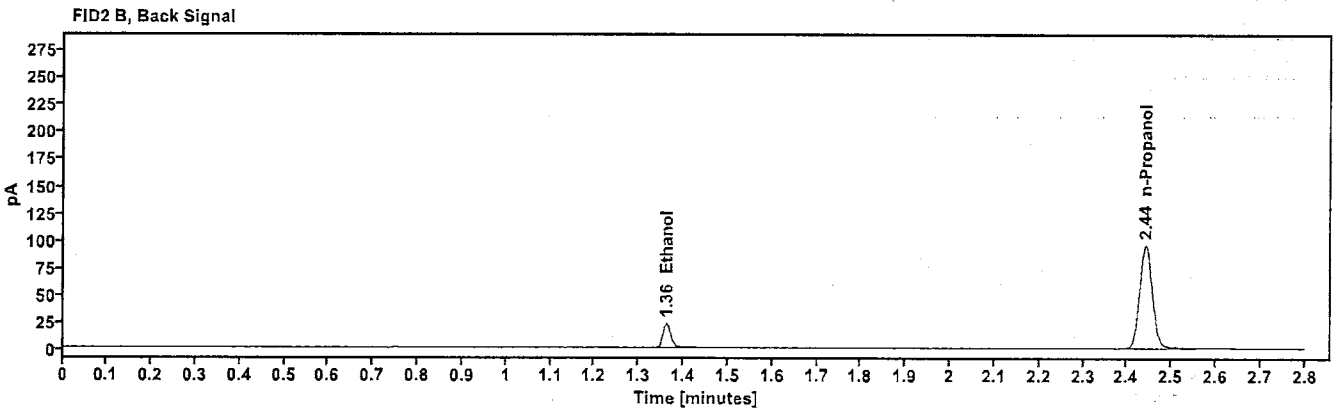
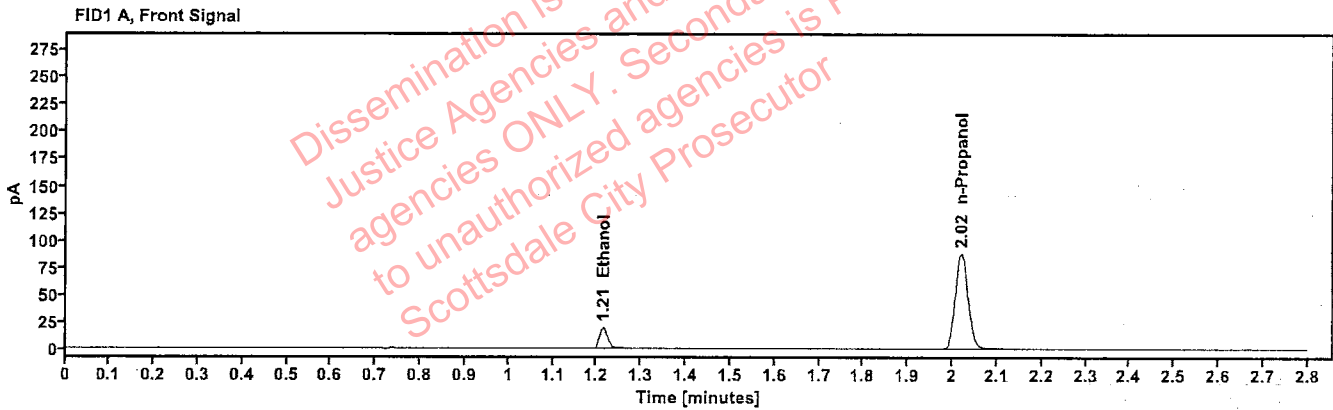


Table 1: FID 1 A (column DB-ALC1)

Compound	Amount (g/100mL)	Time (min)	Peak Area
>Ethanol	0.0397	1.214	24.762
n-Propanol	---	2.020	175.121

Table 2: FID 2 B (column DB-ALC2)

Compound	Time (min)	Peak Area
Ethanol	1.361	27.013
n-Propanol	2.442	189.970

Scottsdale Police Department Crime Lab Volatiles Analysis



Sample: 4110320133/11	Vial: 9
Description: 0.199	LIMS ID:
Method: ethanol quant.M	Sequence: 14May24
Instrument: US14173023 CN14160045	Injection date: 5/14/2024 3:47:03 PM
Data file: C:\Chem32\1\Data\14May24\9.D	Analyst: Brooke

Dissemination is restricted to Criminal Justice Agencies and authorized agencies ONLY. Secondary dissemination to unauthorized agencies is PROHIBITED. Scottsdale City Prosecutor

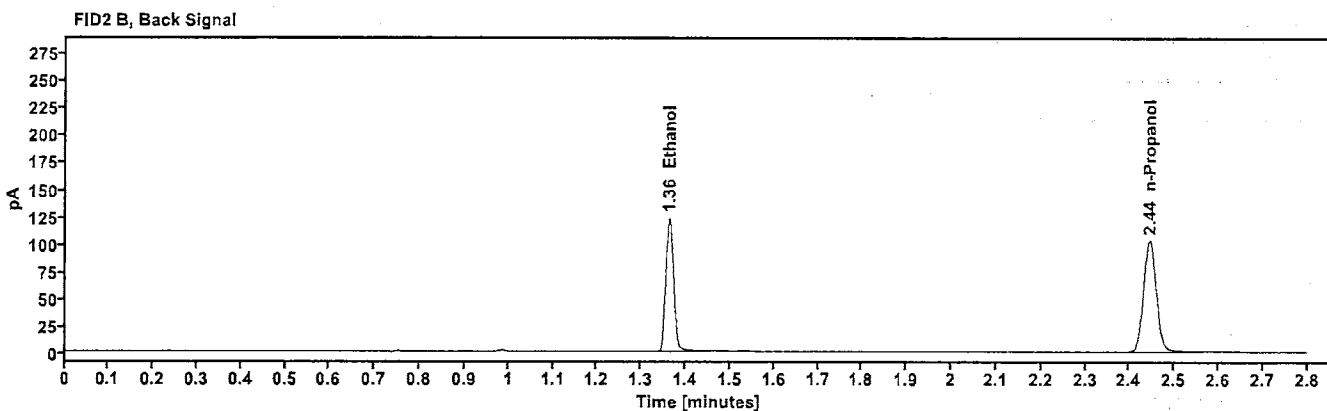
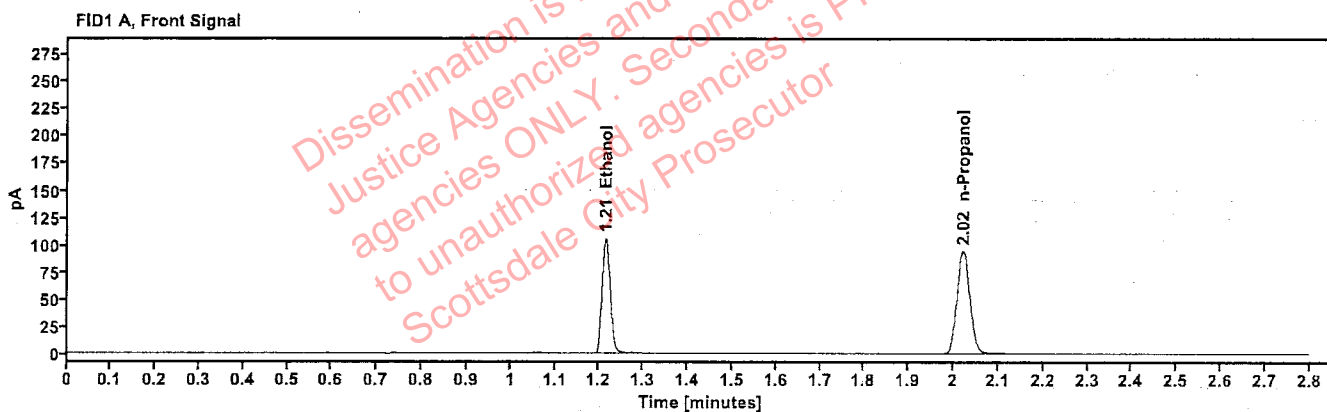


Table 1: FID 1 A (column DB-ALC1)

Compound	Amount (g/100mL)	Time (min)	Peak Area
>Ethanol	0.2031	1.214	135.096
n-Propanol	-----	2.021	188.696

Table 2: FID 2 B (column DB-ALC2)

Compound	Time (min)	Peak Area
Ethanol	1.363	148.627
n-Propanol	2.444	204.862

Scottsdale Police Department Crime Lab Volatiles Analysis

18

Sample:	25052023-A	Vial:	20
Description:	0.100	LIMS ID:	
Method:	ethanol quant.M	Sequence:	14May24
Instrument:	US14173023 CN14160045	Injection date:	5/14/2024 4:31:33 PM
Data file:	C:\Chem32\1\Data\14May24\20.D	Analyst:	Brooke

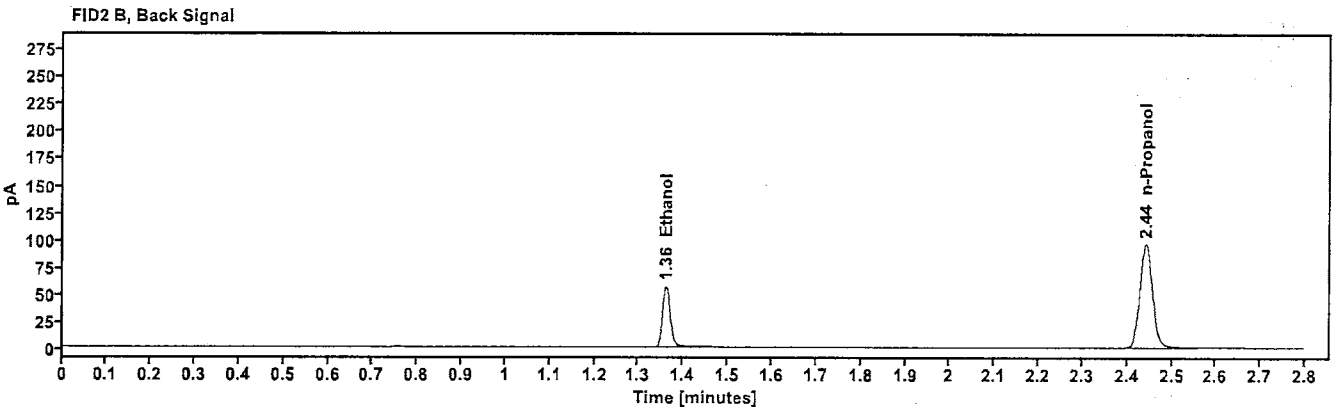
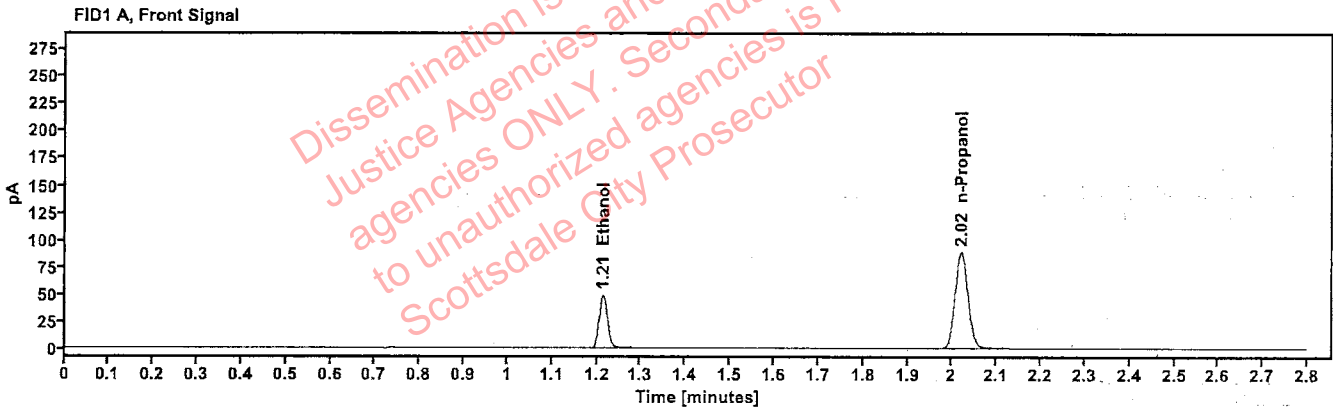


Table 1: FID 1 A (column DB-ALC1)

Compound	Amount (g/100mL)	Time (min)	Peak Area
>Ethanol	0.0994	1.213	62.131
n-Propanol	----	2.020	176.916

Table 2: FID 2 B (column DB-ALC2)

Compound	Time (min)	Peak Area
Ethanol	1.361	68.275
n-Propanol	2.442	191.514

Scottsdale Police Department Crime Lab Volatiles Analysis 183

Sample: 4110320133/11	Vial: 31
Description: 0.199	LIMS ID:
Method: ethanol quant.M	Sequence: 14May24
Instrument: US14173023 CN14160045	Injection date: 5/14/2024 5:16:03 PM
Data file: C:\Chem32\1\Data\14May24\31.D	Analyst: Brooke

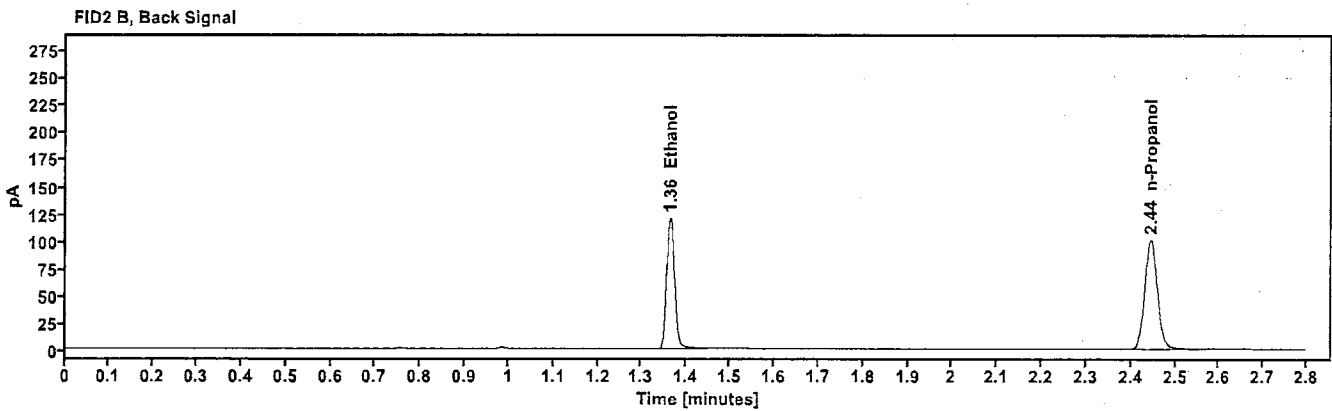
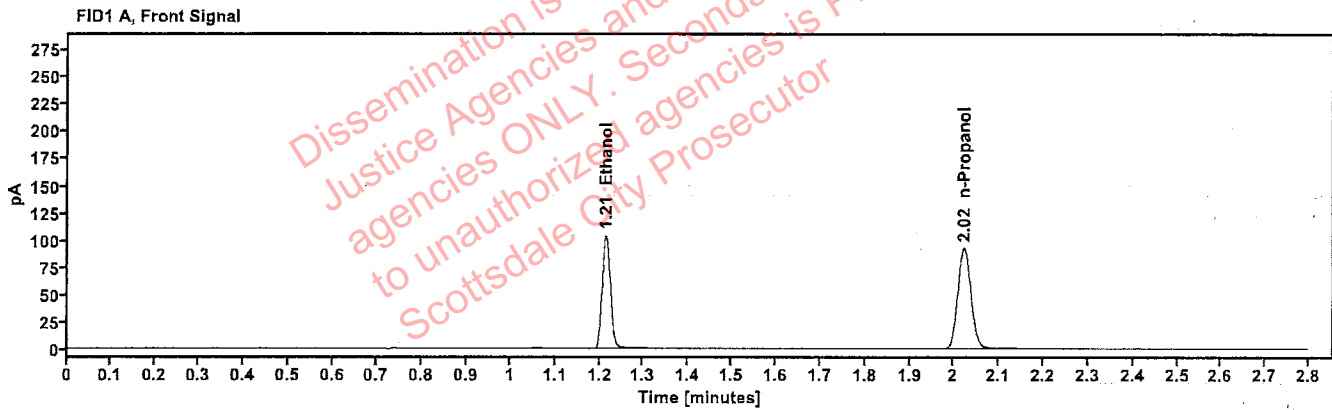


Table 1: FID 1 A (column DB-ALC1)

Compound	Amount (g/100mL)	Time (min)	Peak Area
>Ethanol	0.2033	1.214	133.237
n-Propanol	---	2.022	185.904

Table 2: FID 2 B (column DB-ALC2)

Compound	Time (min)	Peak Area
Ethanol	1.363	146.243
n-Propanol	2.445	201.486

Scottsdale Police Department Crime Lab Volatiles Analysis PB

Sample: 25052023-A	Vial: 42
Description: 0.100	LIMS ID:
Method: ethanol quant.M	Sequence: 14May24
Instrument: US14173023 CN14160045	Injection date: 5/14/2024 6:00:18 PM
Data file: C:\Chem32\1\Data\14May24\42.D	Analyst: Brooke

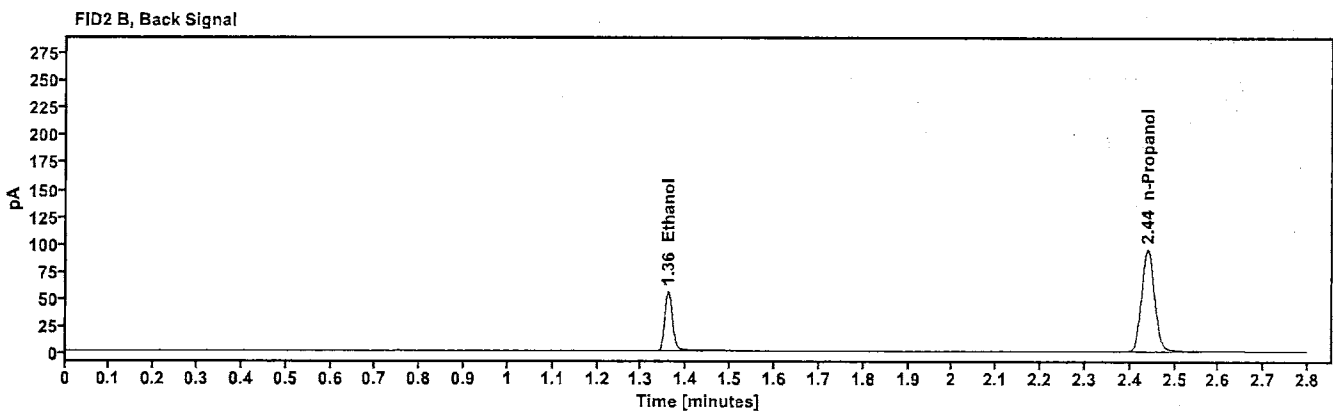
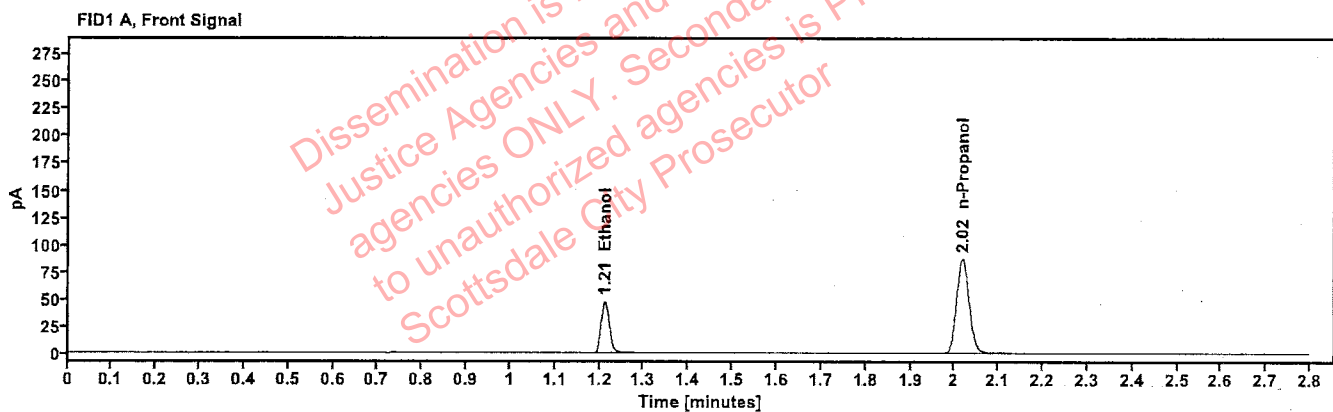


Table 1: FID 1 A (column DB-ALC1)

Compound	Amount (g/100mL)	Time (min)	Peak Area
>Ethanol	0.0989	1.212	60.838
n-Propanol	-----	2.018	174.148

Table 2: FID 2 B (column DB-ALC2)

Compound	Time (min)	Peak Area
Ethanol	1.359	66.646
n-Propanol	2.440	188.557

Scottsdale Police Department Crime Lab Volatiles Analysis AB

Sample:	4110320133/11	Vial:	53
Description:	0.199	LIMS ID:	
Method:	ethanol quant.M	Sequence:	14May24
Instrument:	US14173023 CN14160045	Injection date:	5/14/2024 6:44:48 PM
Data file:	C:\Chem32\1\Data\14May24\53.D	Analyst:	Brooke

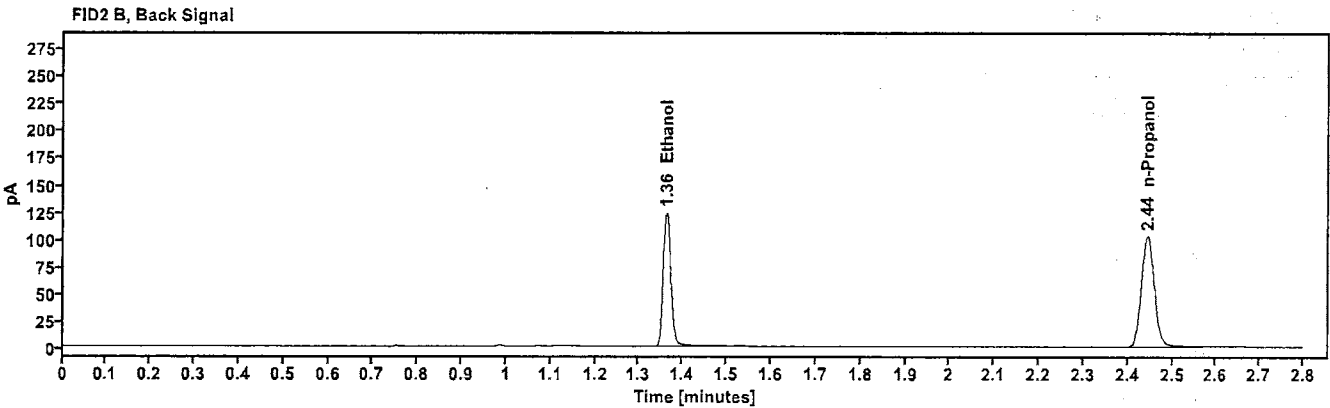
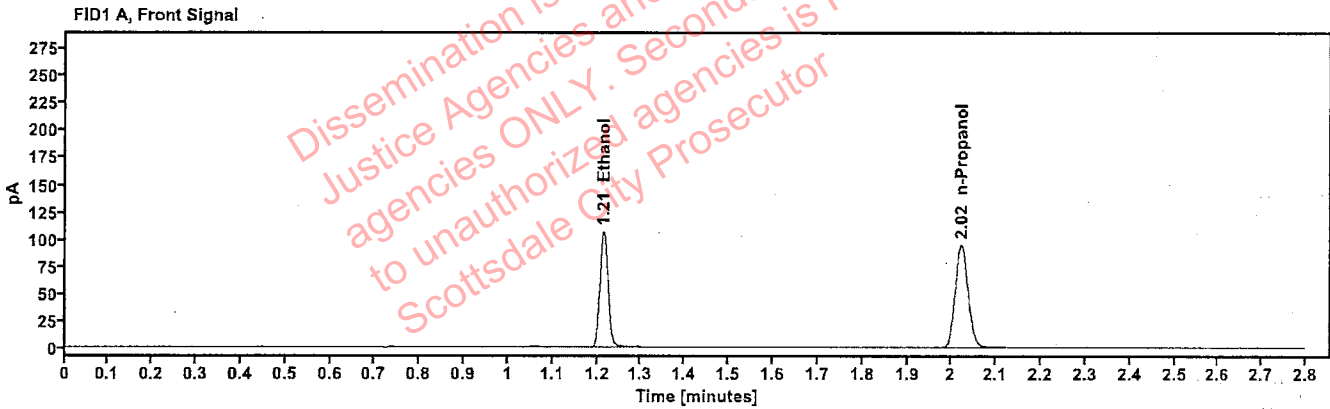


Table 1: FID 1 A (column DB-ALC1)

Compound	Amount (g/100mL)	Time (min)	Peak Area
>Ethanol	0.2048	1.214	136.705
n-Propanol	---	2.022	189.306

Table 2: FID 2 B (column DB-ALC2)

Compound	Time (min)	Peak Area
Ethanol	1.363	150.230
n-Propanol	2.445	205.243

Scottsdale Police Department Crime Lab Volatiles Analysis 118

Sample: 30012020-A	Vial: 64
Description: 0.400	LIMS ID:
Method: ethanol quant.M	Sequence: 14May24
Instrument: US14173023 CN14160045	Injection date: 5/14/2024 7:29:19 PM
Data file: C:\Chem32\1\Data\14May24\64.D	Analyst: Brooke

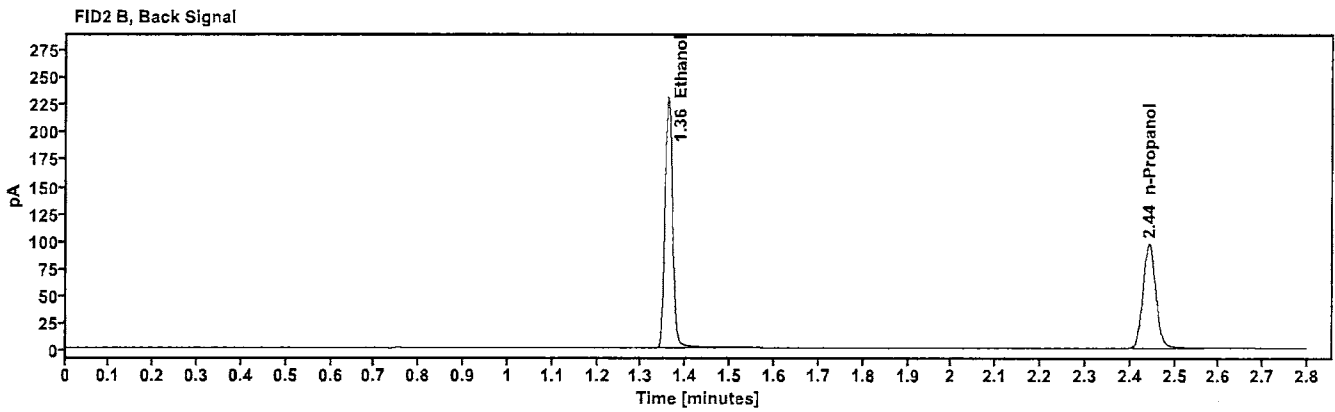
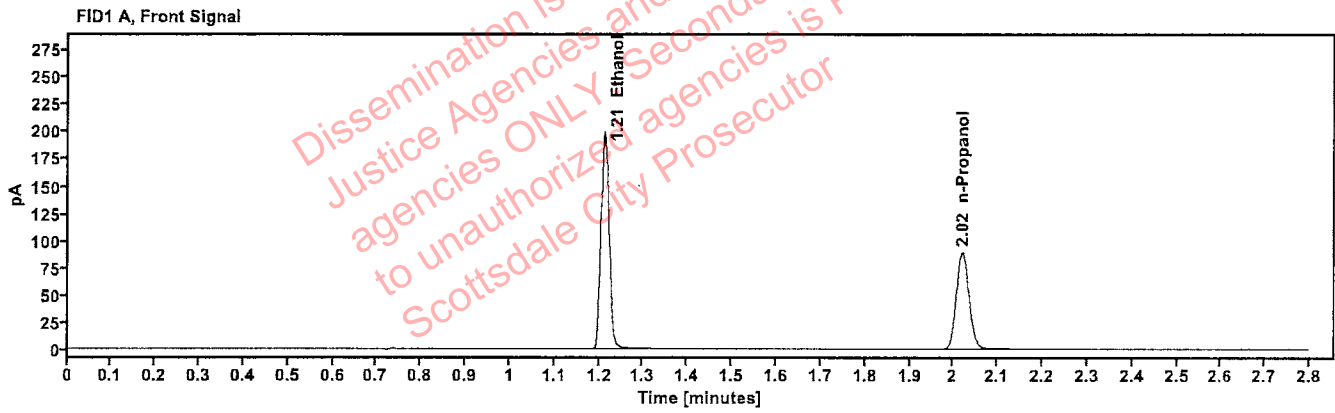


Table 1: FID 1 A (column DB-ALC1)

Compound	Amount (g/100mL)	Time (min)	Peak Area
>Ethanol	0.4038	1.212	252.949
n-Propanol	—	2.020	177.855

Table 2: FID 2 B (column DB-ALC2)

Compound	Time (min)	Peak Area
Ethanol	1.360	278.761
n-Propanol	2.442	192.790

Scottsdale Police Department Crime Lab Volatiles Analysis PB

Sample:	14082019-B	Vial:	65
Description:	0.040	LIMS ID:	
Method:	ethanol quant.M	Sequence:	14May24
Instrument:	US14173023 CN14160045	Injection date:	5/14/2024 7:33:18 PM
Data file:	C:\Chem32\1\Data\14May24\65.D	Analyst:	Brooke

Dissemination is restricted to Criminal Justice Agencies and authorized agencies ONLY. Secondary dissemination to unauthorized agencies is PROHIBITED. Scottsdale City Prosecutor

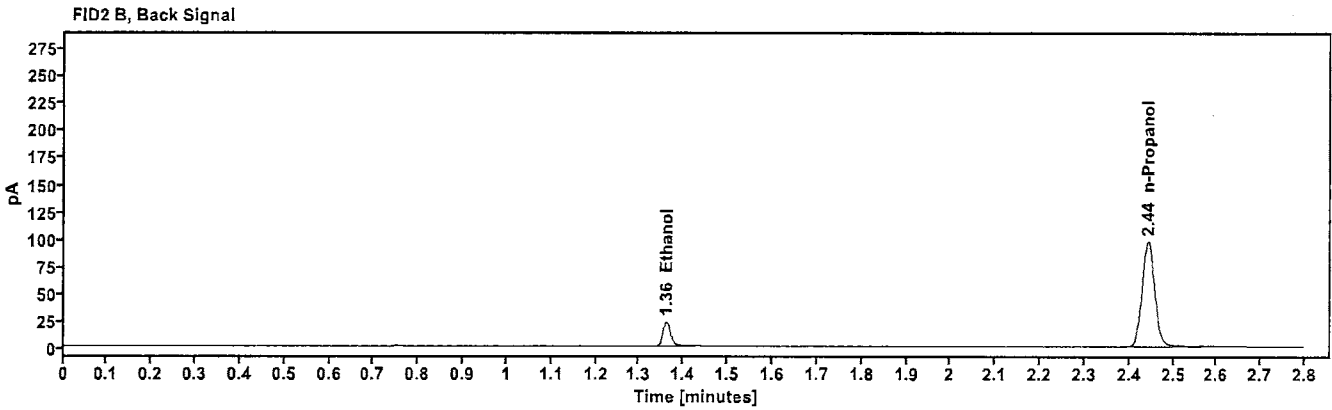
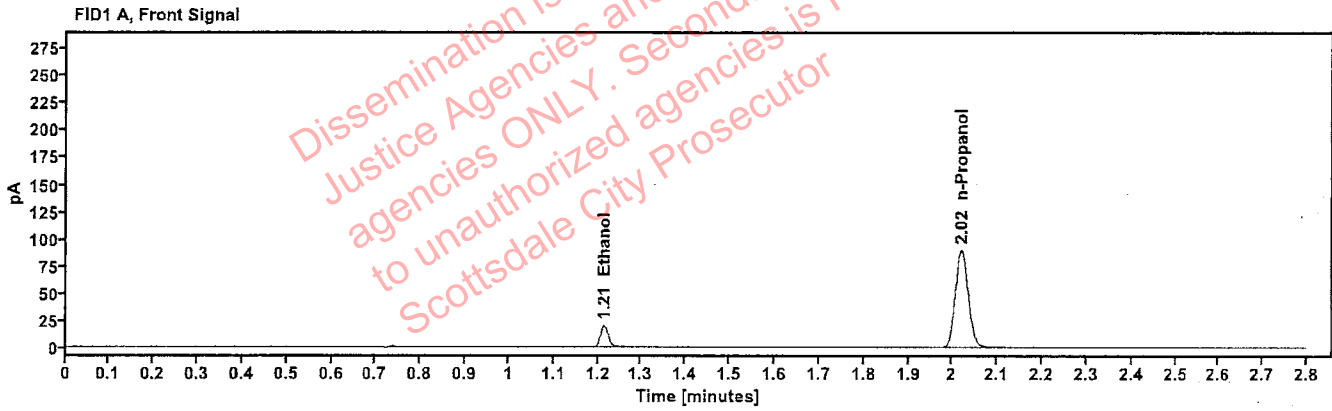


Table 1: FID 1 A (column DB-ALC1)

Compound	Amount (g/100mL)	Time (min)	Peak Area
>Ethanol	0.0396	1.214	25.216
n-Propanol	-----	2.020	178.956

Table 2: FID 2 B (column DB-ALC2)

Compound	Time (min)	Peak Area
Ethanol	1.361	27.411
n-Propanol	2.442	194.019

Scottsdale Police Department Crime Lab Volatiles Analysis PB

Sample:	4110320133/11	Vial:	66
Description:	0.199	LIMS ID:	
Method:	ethanol quant.M	Sequence:	14May24
Instrument:	US14173023 CN14160045	Injection date:	5/14/2024 7:37:19 PM
Data file:	C:\Chem32\1\Data\14May24\66.D	Analyst:	Brooke

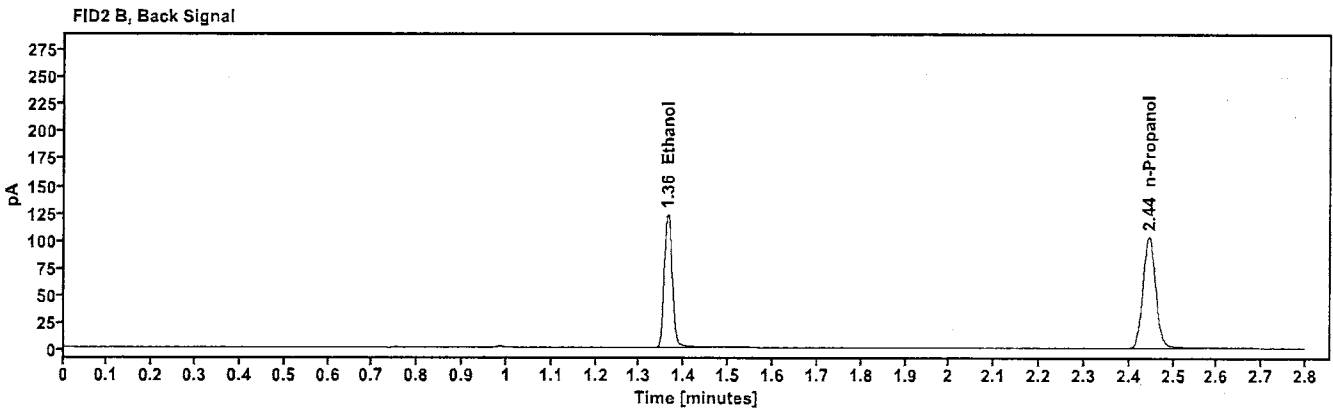
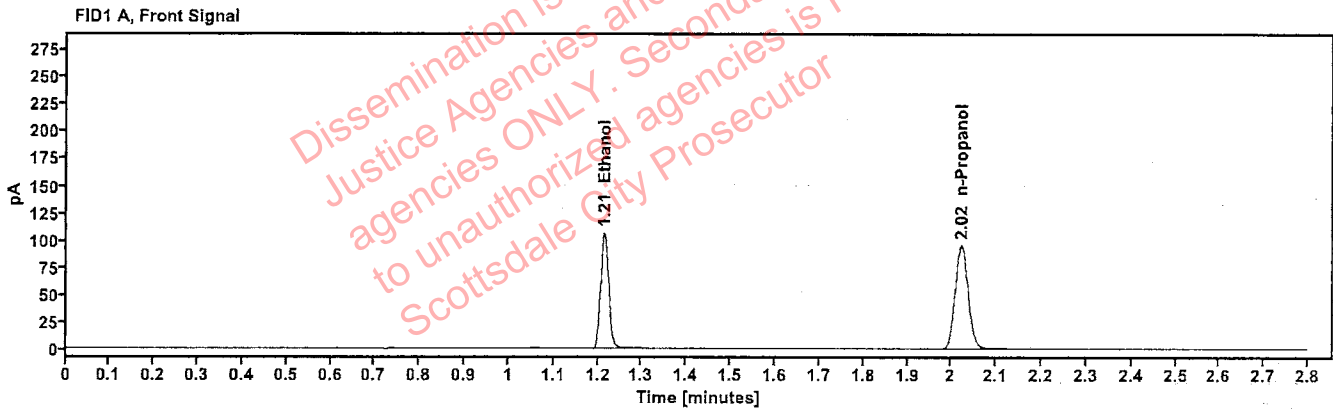


Table 1: FID 1 A (column DB-ALC1)

Compound	Amount (g/100mL)	Time (min)	Peak Area
>Ethanol	0.2026	1.214	135.893
n-Propanol	-----	2.022	190.271

Table 2: FID 2 B (column DB-ALC2)

Compound	Time (min)	Peak Area
Ethanol	1.363	149.292
n-Propanol	2.445	206.268

Scottsdale Police Department Crime Lab Volatiles Analysis AB

Sample: 032824AQ	Vial: 67
Description: Negative	LIMS ID:
Method: ethanol quant.M	Sequence: 14May24
Instrument: US14173023 CN14160045	Injection date: 5/14/2024 7:41:34 PM
Data file: C:\Chem32\1\Data\14May24\67.D	Analyst: Brooke

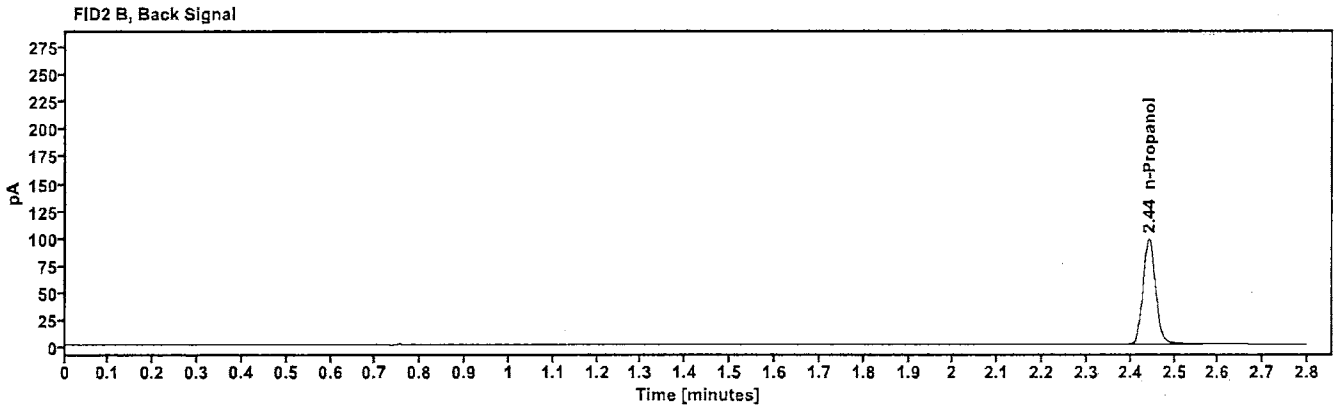
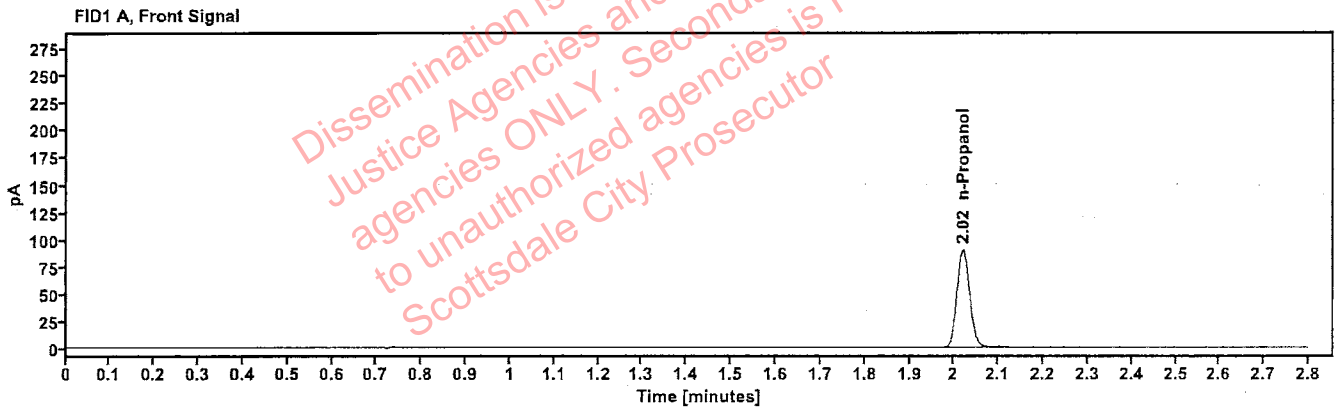


Table 1: FID 1 A (column DB-ALC1)

Compound	Amount (g/100mL)	Time (min)	Peak Area
n-Propanol	---	2.020	179.143

Table 2: FID 2 B (column DB-ALC2)

Compound	Time (min)	Peak Area
n-Propanol	2.442	194.243

Sequence Summary



Sequence name: 14May24 Instrument: US14173023 CN14160045 Analyst: Brooke

Vial	Sample	Description	Type	LIMS ID	Method
1	FN03122113	0.020 calibrator	Calibration		ethanol quant.M
2	FN03072301	0.100 calibrator	Calibration		ethanol quant.M
3	FN03132302	0.200 calibrator	Calibration		ethanol quant.M
4	FN03052102	0.400 calibrator	Calibration		ethanol quant.M
5	011823WB	Negative	Control		ethanol quant.M
6	050721MIX	Volatiles mix	Control		ethanol quant.M
7	30012020-A	0.400	Control		ethanol quant.M
8	14082019-B	0.040	Control		ethanol quant.M
9	4110320133/11	0.199	Control		ethanol quant.M
10	2402263-2		Sample		ethanol quant.M
11	2402263-2		Sample		ethanol quant.M
12	433-01J.T.		Sample		ethanol quant.M
13	433-01J.T.		Sample		ethanol quant.M
14	423-01A.T.		Sample		ethanol quant.M
15	423-01A.T.		Sample		ethanol quant.M
16	2409495-1		Sample		ethanol quant.M
17	2409495-1		Sample		ethanol quant.M
18	2409505-2		Sample		ethanol quant.M
19	2409505-2		Sample		ethanol quant.M
20	25052023-A	0.100	Control		ethanol quant.M
21	2409653-1		Sample		ethanol quant.M
22	2409653-1		Sample		ethanol quant.M
23	2409653-3		Sample		ethanol quant.M
24	2409653-3		Sample		ethanol quant.M
25	2409673-1		Sample		ethanol quant.M
26	2409673-1		Sample		ethanol quant.M
27	2408633-1		Sample		ethanol quant.M
28	2408633-1		Sample		ethanol quant.M
29	2409148-1		Sample		ethanol quant.M
30	2409148-1		Sample		ethanol quant.M
31	4110320133/11	0.199	Control		ethanol quant.M
32	2409665-1		Sample		ethanol quant.M
33	2409665-1		Sample		ethanol quant.M
34	2409569-1		Sample		ethanol quant.M
35	2409569-1		Sample		ethanol quant.M
36	2409719-2		Sample		ethanol quant.M
37	2409719-2		Sample		ethanol quant.M
38	2409725-2		Sample		ethanol quant.M
39	2409725-2		Sample		ethanol quant.M
40	2409564-2		Sample		ethanol quant.M
41	2409564-2		Sample		ethanol quant.M
42	25052023-A	0.100	Control		ethanol quant.M
43	2408628-2		Sample		ethanol quant.M
44	2408628-2		Sample		ethanol quant.M
45	2409186-2		Sample		ethanol quant.M
46	2409186-2		Sample		ethanol quant.M
47	2409578-2		Sample		ethanol quant.M

Dissemination is restricted to Criminal Justice Agencies and authorized agencies ONLY. Secondary dissemination to unauthorized agencies is PROHIBITED. Scottsdale City Prosecutor

Sequence Summary

18

48	2409578-2		Sample		ethanol quant.M
49	2409493-2		Sample		ethanol quant.M
50	2409493-2		Sample		ethanol quant.M
51	2409604-2		Sample		ethanol quant.M
52	2409604-2		Sample		ethanol quant.M
53	4110320133/11	0.199	Control		ethanol quant.M
54	2323323-2		Sample		ethanol quant.M
55	2323323-2		Sample		ethanol quant.M
56	2409868-1		Sample		ethanol quant.M
57	2409868-1		Sample		ethanol quant.M
58	2409869-1		Sample		ethanol quant.M
59	2409869-1		Sample		ethanol quant.M
60	2409354-2		Sample		ethanol quant.M
61	2409354-2		Sample		ethanol quant.M
62	2410189-1		Sample		ethanol quant.M
63	2410189-1		Sample		ethanol quant.M
64	30012020-A	0.400	Control		ethanol quant.M
65	14082019-B	0.040	Control		ethanol quant.M
66	4110320133/11	0.199	Control		ethanol quant.M
67	032824AQ	Negative	Control		ethanol quant.M

Dissemination is restricted to Criminal Justice Agencies and authorized agencies ONLY. Secondary dissemination to unauthorized agencies is PROHIBITED. Scottsdale City Prosecutor

Scottsdale Police Department Crime Laboratory Summary of Cases

AB

SEQUENCE NAME: 14May24

ANALYST: Brooke

Vials	Test 1 (g/dL)	Test 2 (g/dL)	Mean (g/dL)	Percent Difference*	Absolute Difference (g/dL)*
10 11	0.2333	0.2330	0.23315	0.06	0.00015
12 13	0.1953	0.1977	0.19650	0.61	0.00120
14 15	0.2197	0.2189	0.21930	0.18	0.00040
16 17	0.0986	0.0968	0.09770	0.92	0.00090
18 19	0.0000	0.0000	0.00000	0.00	0.00000
21 22	0.1624	0.1624	0.16240	0.00	0.00000
23 24	0.1563	0.1599	0.15810	1.14	0.00180
25 26	0.1756	0.1790	0.17730	0.96	0.00170
27 28	0.2196	0.2195	0.21955	0.02	0.00005
29 30	0.1226	0.1233	0.12295	0.28	0.00035
32 33	0.1297	0.1298	0.12975	0.04	0.00005
34 35	0.0879	0.0878	0.08785	0.06	0.00005
36 37	0.2374	0.2406	0.23900	0.67	0.00160
38 39	0.1408	0.1411	0.14095	0.11	0.00015
40 41	0.2737	0.2768	0.27525	0.56	0.00155
43 44	0.1136	0.1124	0.11300	0.53	0.00060
45 46	0.1836	0.1828	0.18320	0.22	0.00040
47 48	0.1534	0.1522	0.15280	0.39	0.00060
49 50	0.1305	0.1314	0.13095	0.34	0.00045
51 52	0.3095	0.3075	0.30850	0.32	0.00100
54 55	0.1388	0.1395	0.13915	0.25	0.00035
56 57	0.1450	0.1457	0.14535	0.24	0.00035
58 59	0.2389	0.2399	0.23940	0.21	0.00050
60 61	0.0747	0.0742	0.07445	0.34	0.00025
62 63	0.1463	0.1487	0.14750	0.81	0.00120

*Calculated differences are differences from the mean of the two results.

**Scottsdale Forensic Lab
Blood Alcohol Pipetting Log**

YBS

ANALYST: Brooke

SEQUENCE: 14May24

Instrument Position	Headspace Vial 1	Headspace Vial 2	Blood Tube	Barcode Match
Vials 10 and 11	2402263-2	2402263-2	2402263-2	Yes
Vials 12 and 13	433-01J.T.	433-01J.T.	433-01J.T.	Yes
Vials 14 and 15	423-01A.T.	423-01A.T.	423-01A.T.	Yes
Vials 16 and 17	2409495-1	2409495-1	2409495-1	Yes
Vials 18 and 19	2409505-2	2409505-2	2409505-2	Yes
Vials 21 and 22	2409653-1	2409653-1	2409653-1	Yes
Vials 23 and 24	2409653-3	2409653-3	2409653-3	Yes
Vials 25 and 26	2409673-1	2409673-1	2409673-1	Yes
Vials 27 and 28	2408633-1	2408633-1	2408633-1	Yes
Vials 29 and 30	2409148-1	2409148-1	2409148-1	Yes
Vials 32 and 33	2409665-1	2409665-1	2409665-1	Yes
Vials 34 and 35	2409569-1	2409569-1	2409569-1	Yes
Vials 36 and 37	2409719-2	2409719-2	2409719-2	Yes
Vials 38 and 39	2409725-2	2409725-2	2409725-2	Yes
Vials 40 and 41	2409564-2	2409564-2	2409564-2	Yes
Vials 43 and 44	2408628-2	2408628-2	2408628-2	Yes
Vials 45 and 46	2409186-2	2409186-2	2409186-2	Yes
Vials 47 and 48	2409578-2	2409578-2	2409578-2	Yes
Vials 49 and 50	2409493-2	2409493-2	2409493-2	Yes
Vials 51 and 52	2409604-2	2409604-2	2409604-2	Yes
Vials 54 and 55	2323323-2	2323323-2	2323323-2	Yes
Vials 56 and 57	2409868-1	2409868-1	2409868-1	Yes
Vials 58 and 59	2409869-1	2409869-1	2409869-1	Yes
Vials 60 and 61	2409354-2	2409354-2	2409354-2	Yes
Vials 62 and 63	2410189-1	2410189-1	2410189-1	Yes

Scottsdale Police Department Crime Lab Volatiles Analysis

Sample:	2402263-2	Vial:	10
Description:	[REDACTED]	LIMS ID:	[REDACTED]
Method:	ethanol quant.M	Sequence:	14May24
Instrument:	US14173023 CN14160045	Injection date:	5/14/2024 3:51:04 PM
Data file:	C:\Chem32\1\Data\14May24\10.D	Analyst:	Brooke

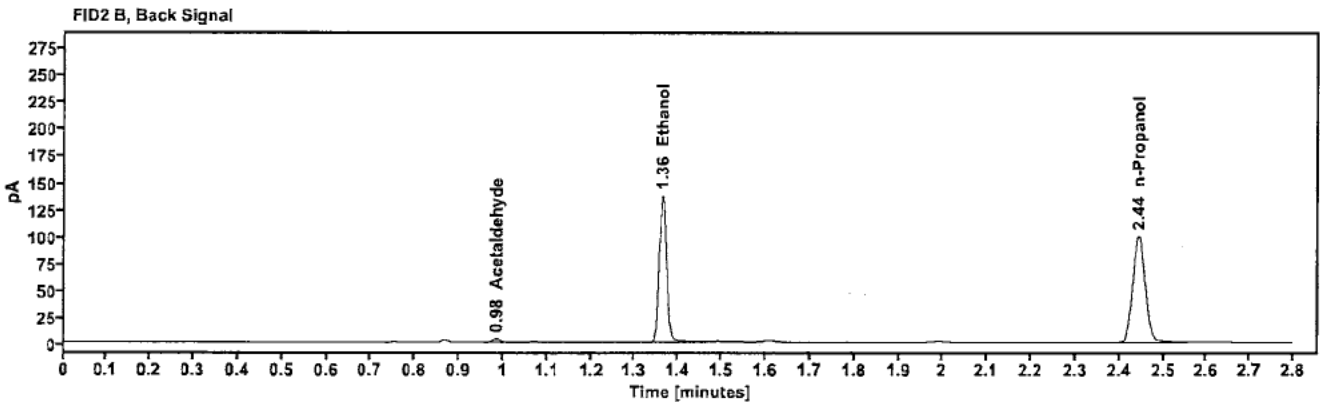
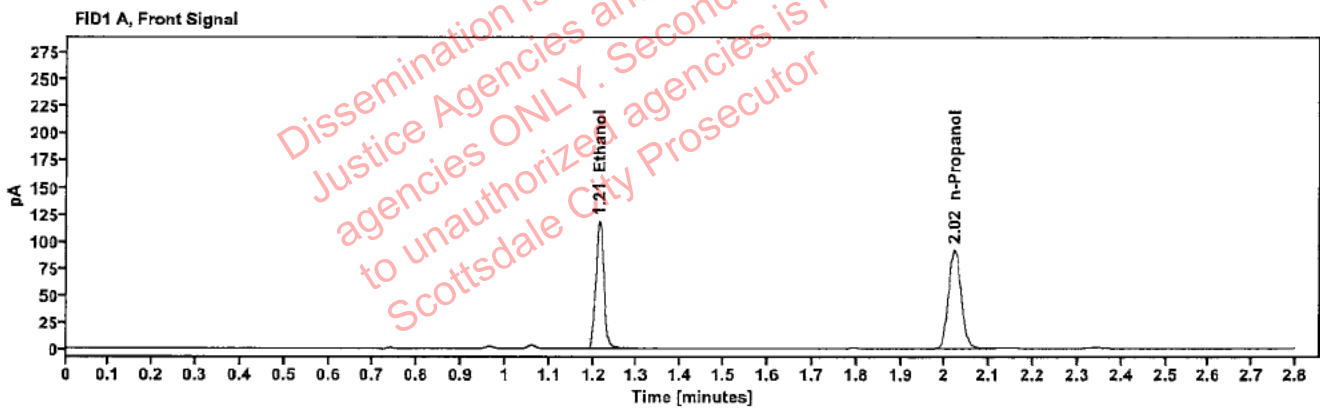


Table 1: FID 1 A (column DB-ALC1)

Compound	Amount (g/100mL)	Time (min)	Peak Area
>Ethanol	0.2333	1.214	151.293
n-Propanol	—	2.021	183.992

Table 2: FID 2 B (column DB-ALC2)

Compound	Time (min)	Peak Area
Acetaldehyde	0.985	3.751
Ethanol	1.363	167.708
n-Propanol	2.444	198.842

Scottsdale Police Department Crime Lab Volatiles Analysis

Sample:	2402263-2	Vial:	11
Description:	[REDACTED]	LIMS ID:	[REDACTED]
Method:	ethanol quant.M	Sequence:	14May24
Instrument:	US14173023 CN14160045	Injection date:	5/14/2024 3:55:04 PM
Data file:	C:\Chem32\1\Data\14May24\11.D	Analyst:	Brooke

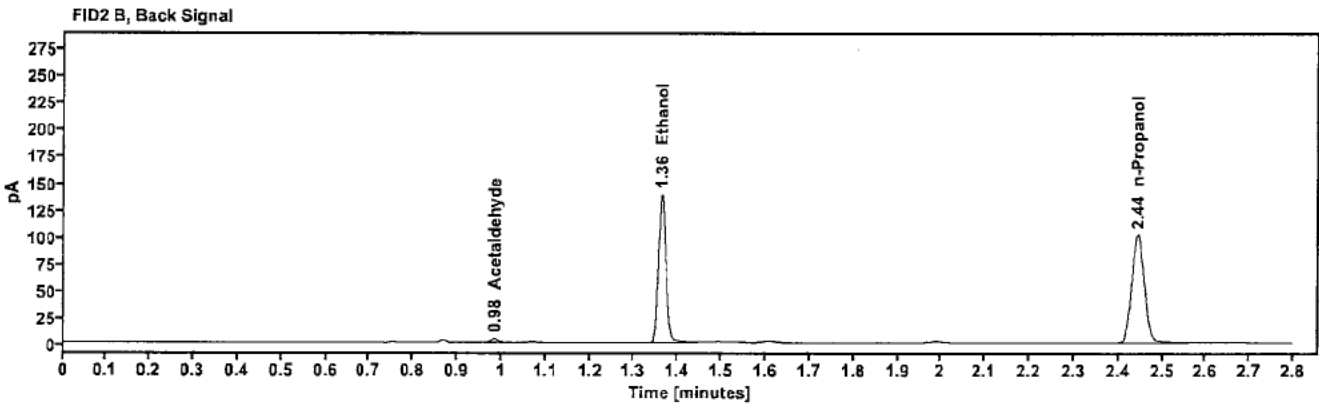
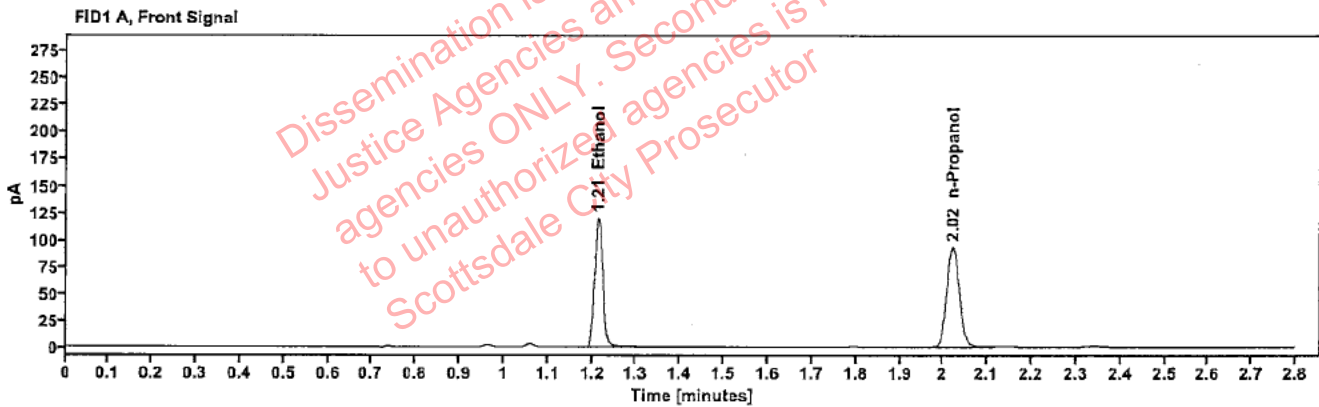


Table 1: FID 1 A (column DB-ALC1)

Compound	Amount (g/100mL)	Time (min)	Peak Area
>Ethanol	0.2330	1.214	152.939
n-Propanol	----	2.021	186.243

Table 2: FID 2 B (column DB-ALC2)

Compound	Time (min)	Peak Area
Acetaldehyde	0.985	3.844
Ethanol	1.363	168.147
n-Propanol	2.444	201.367

Scottsdale Police Department Crime Lab Volatiles Analysis

Sample:	433-01J.T.	Vial:	12
Description:	[REDACTED]	LIMS ID:	[REDACTED]
Method:	ethanol quant.M	Sequence:	14May24
Instrument:	US14173023 CN14160045	Injection date:	5/14/2024 3:59:03 PM
Data file:	C:\Chem32\1\Data\14May24\12.D	Analyst:	Brooke

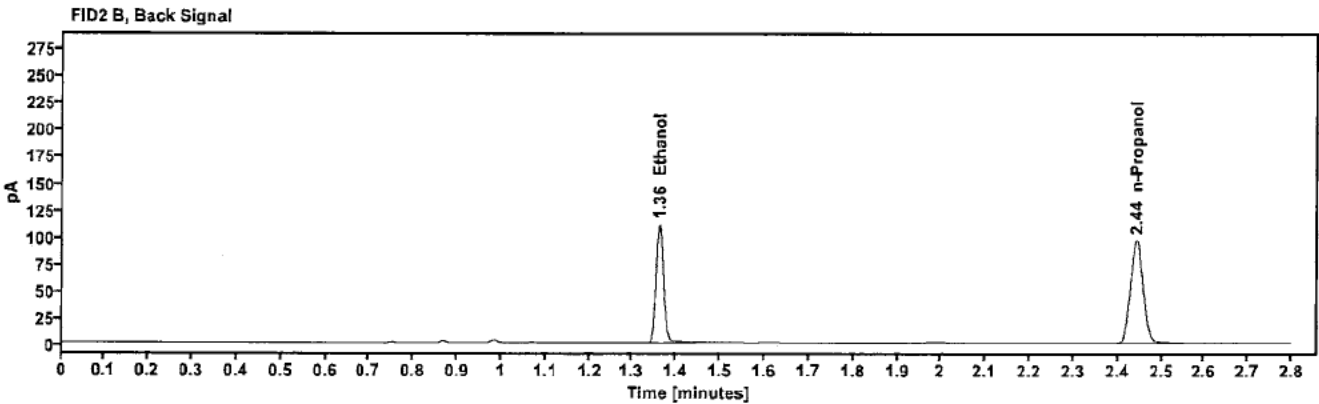
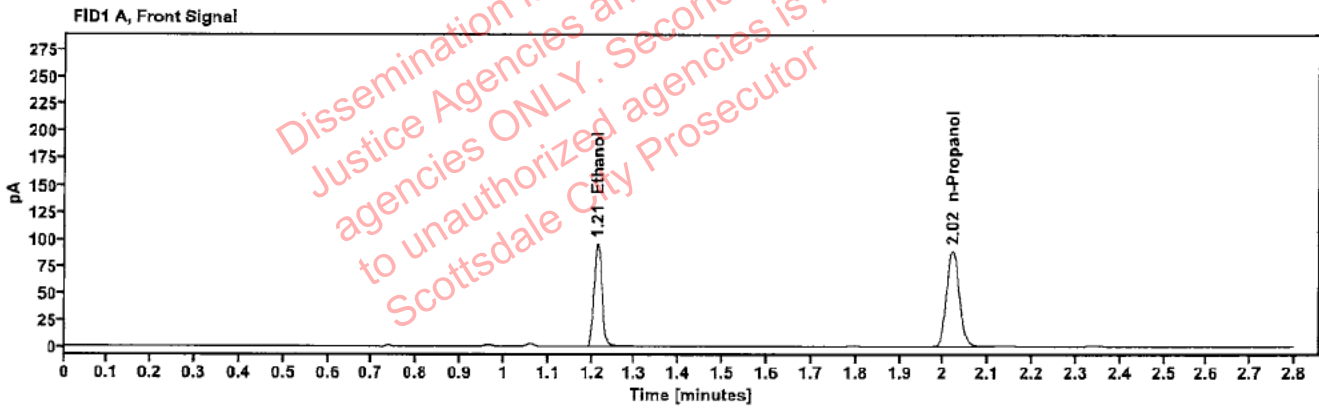


Table 1: FID 1 A (column DB-ALC1)

Compound	Amount (g/100mL)	Time (min)	Peak Area
>Ethanol	0.1953	1.213	121.920
n-Propanol	-----	2.021	177.026

Table 2: FID 2 B (column DB-ALC2)

Compound	Time (min)	Peak Area
Ethanol	1.361	133.961
n-Propanol	2.443	192.059

Scottsdale Police Department Crime Lab Volatiles Analysis

Sample:	433-01J.T.	Vial:	13
Description:	[REDACTED]	LIMS ID:	[REDACTED]
Method:	ethanol quant.M	Sequence:	14May24
Instrument:	US14173023 CN14160045	Injection date:	5/14/2024 4:03:18 PM
Data file:	C:\Chem32\1\Data\14May24\13.D	Analyst:	Brooke

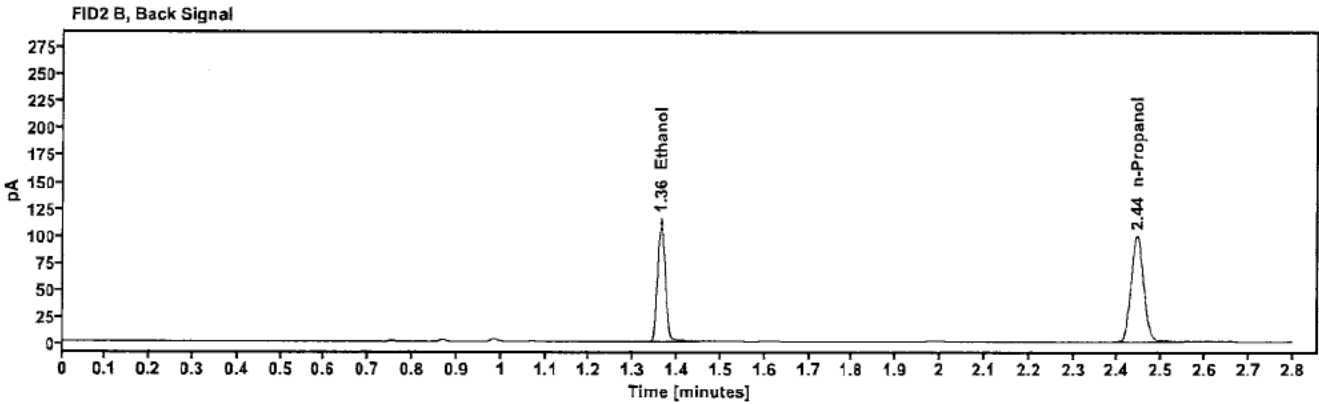
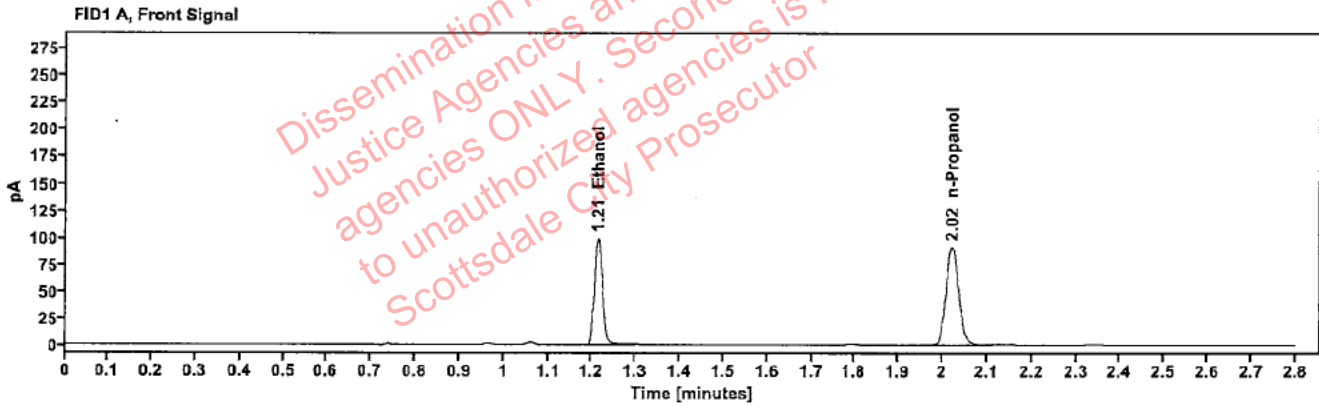


Table 1: FID 1 A (column DB-ALC1)

Compound	Amount (g/100mL)	Time (min)	Peak Area
>Ethanol	0.1977	1.214	126.968
n-Propanol	---	2.021	182.189

Table 2: FID 2 B (column DB-ALC2)

Compound	Time (min)	Peak Area
Ethanol	1.362	139.535
n-Propanol	2.444	197.576

Scottsdale Police Department Crime Lab Volatiles Analysis

Sample:	423-01A.T.	Vial:	14
Description:	[REDACTED]	LIMS ID:	[REDACTED]
Method:	ethanol quant.M	Sequence:	14May24
Instrument:	US14173023 CN14160045	Injection date:	5/14/2024 4:07:19 PM
Data file:	C:\Chem32\1\Data\14May24\14.D	Analyst:	Brooke

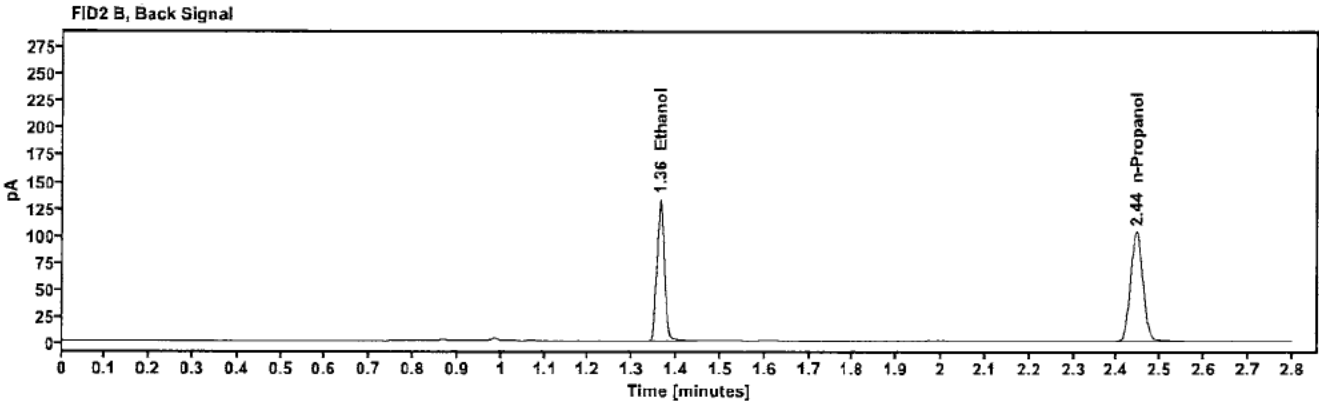
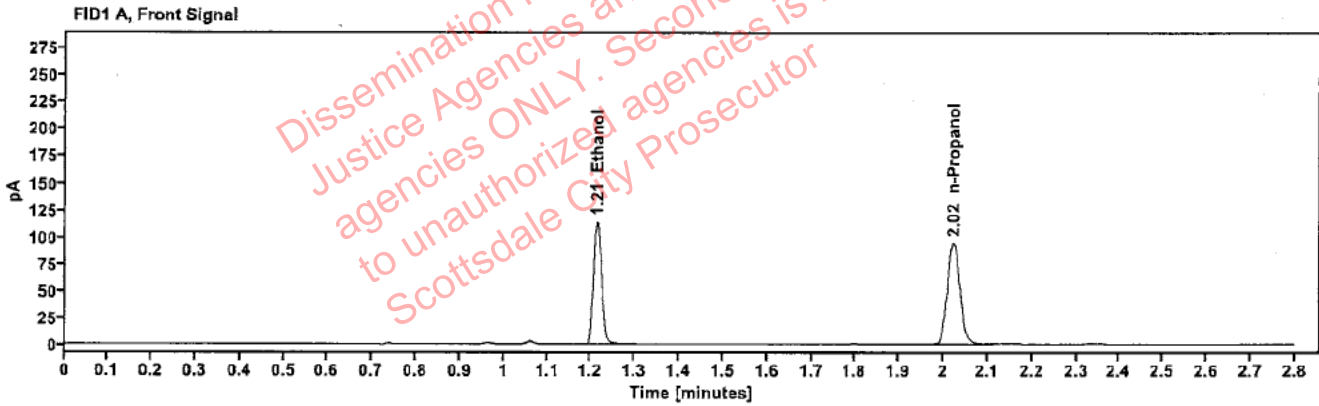


Table 1: FID 1 A (column DB-ALC1)

Compound	Amount (g/100mL)	Time (min)	Peak Area
>Ethanol	0.2197	1.214	146.190
n-Propanol	---	2.022	188.795

Table 2: FID 2 B (column DB-ALC2)

Compound	Time (min)	Peak Area
Ethanol	1.363	160.620
n-Propanol	2.445	204.931

[REDACTED]: Brooke, Phillip - (15-May-2024)

Case: [REDACTED] User: pbrooke 5/15/2024

Scottsdale Police Department Crime Lab Volatiles Analysis

Sample:	423-01A.T.	Vial:	15
Description:	[REDACTED]	LIMS ID:	[REDACTED]
Method:	ethanol quant.M	Sequence:	14May24
Instrument:	US14173023 CN14160045	Injection date:	5/14/2024 4:11:18 PM
Data file:	C:\Chem32\1\Data\14May24\15.D	Analyst:	Brooke

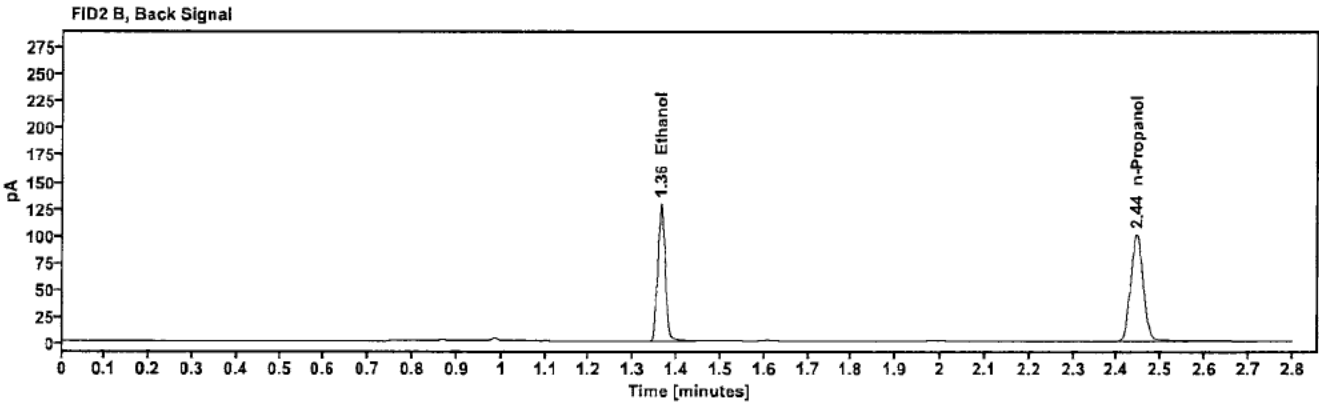
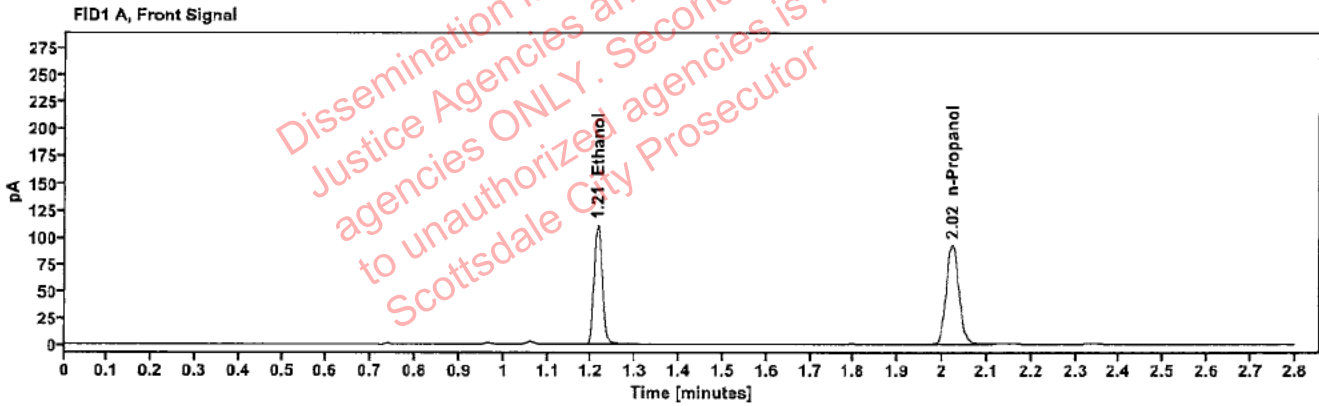


Table 1: FID 1 A (column DB-ALC1)

Compound	Amount (g/100mL)	Time (min)	Peak Area
>Ethanol	0.2189	1.214	142.100
n-Propanol	---	2.022	184.136

Table 2: FID 2 B (column DB-ALC2)

Compound	Time (min)	Peak Area
Ethanol	1.363	156.025
n-Propanol	2.445	199.997

Scottsdale Police Department Crime Lab Volatiles Analysis

Sample:	2409495-1	Vial:	16
Description:	[REDACTED]	LIMS ID:	[REDACTED]
Method:	ethanol quant.M	Sequence:	14May24
Instrument:	US14173023 CN14160045	Injection date:	5/14/2024 4:15:19 PM
Data file:	C:\Chem32\1\Data\14May24\16.D	Analyst:	Brooke

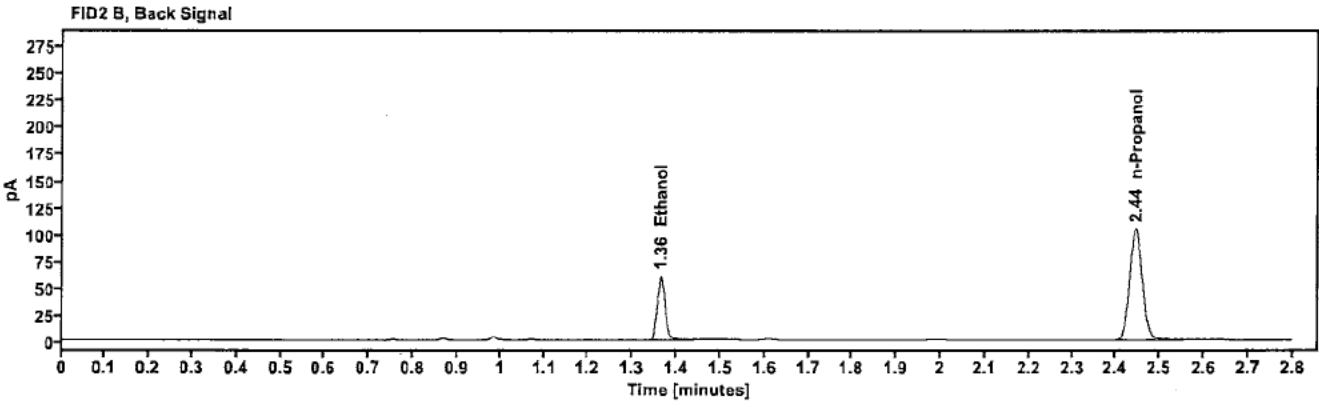
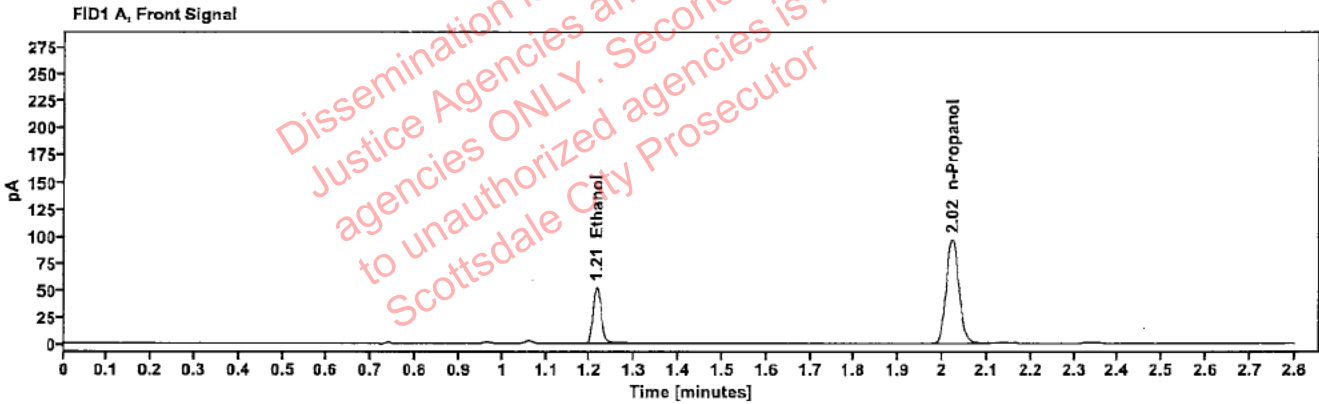


Table 1: FID 1 A (column DB-ALC1)

Compound	Amount (g/100mL)	Time (min)	Peak Area
>Ethanol	0.0986	1.215	67.081
n-Propanol	—	2.022	192.570

Table 2: FID 2 B (column DB-ALC2)

Compound	Time (min)	Peak Area
Ethanol	1.364	73.478
n-Propanol	2.445	208.984

Scottsdale Police Department Crime Lab Volatiles Analysis

Sample:	2409495-1	Vial:	17
Description:	[REDACTED]	LIMS ID:	[REDACTED]
Method:	ethanol quant.M	Sequence:	14May24
Instrument:	US14173023 CN14160045	Injection date:	5/14/2024 4:19:18 PM
Data file:	C:\Chem32\1\Data\14May24\17.D	Analyst:	Brooke

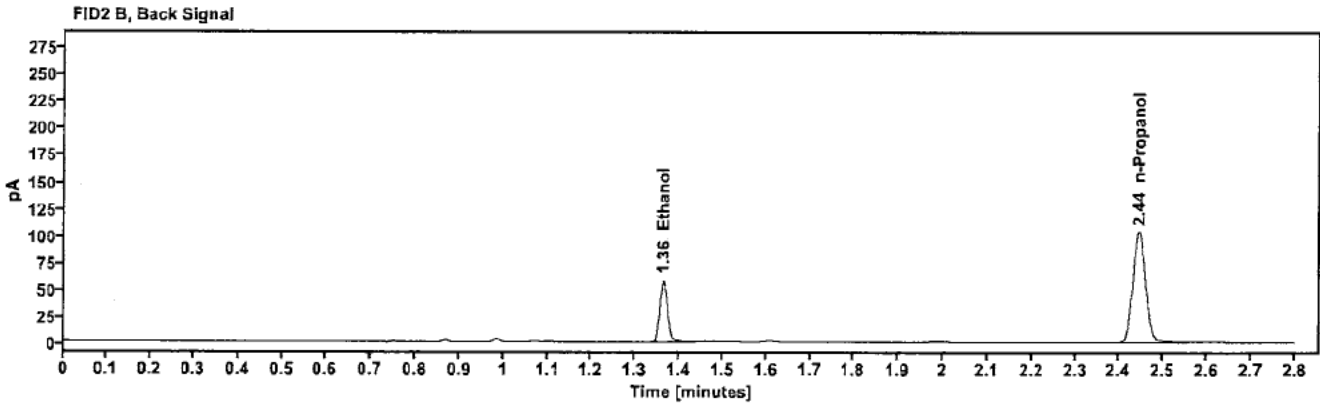
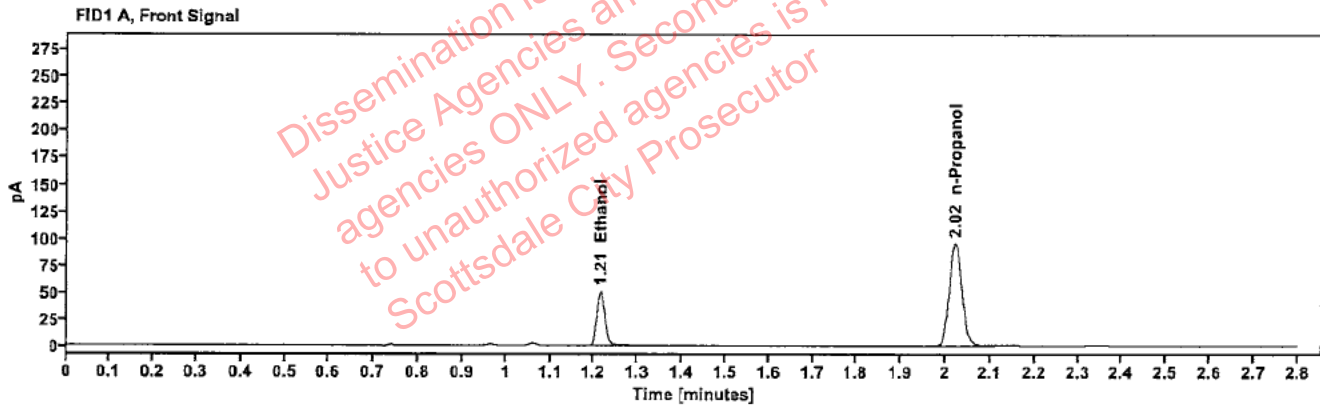


Table 1: FID 1 A (column DB-ALC1)

Compound	Amount (g/100mL)	Time (min)	Peak Area
>Ethanol	0.0968	1.215	65.020
n-Propanol	---	2.022	190.074

Table 2: FID 2 B (column DB-ALC2)

Compound	Time (min)	Peak Area
Ethanol	1.363	71.222
n-Propanol	2.444	206.453

Scottsdale Police Department Crime Lab Volatiles Analysis

Sample:	2409505-2	Vial:	18
Description:	[REDACTED]	LIMS ID:	[REDACTED]
Method:	ethanol quant.M	Sequence:	14May24
Instrument:	US14173023 CN14160045	Injection date:	5/14/2024 4:23:18 PM
Data file:	C:\Chem32\1\Data\14May24\18.D	Analyst:	Brooke

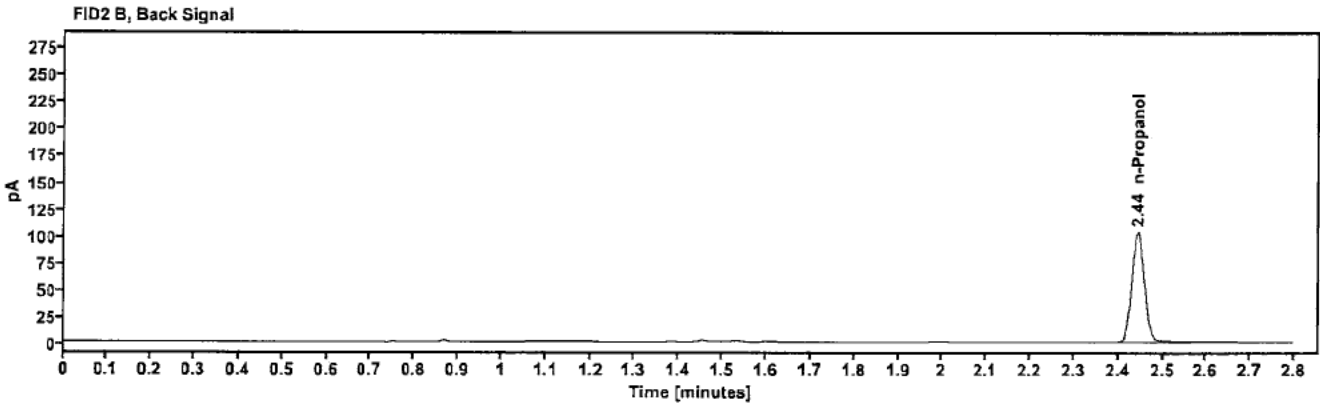
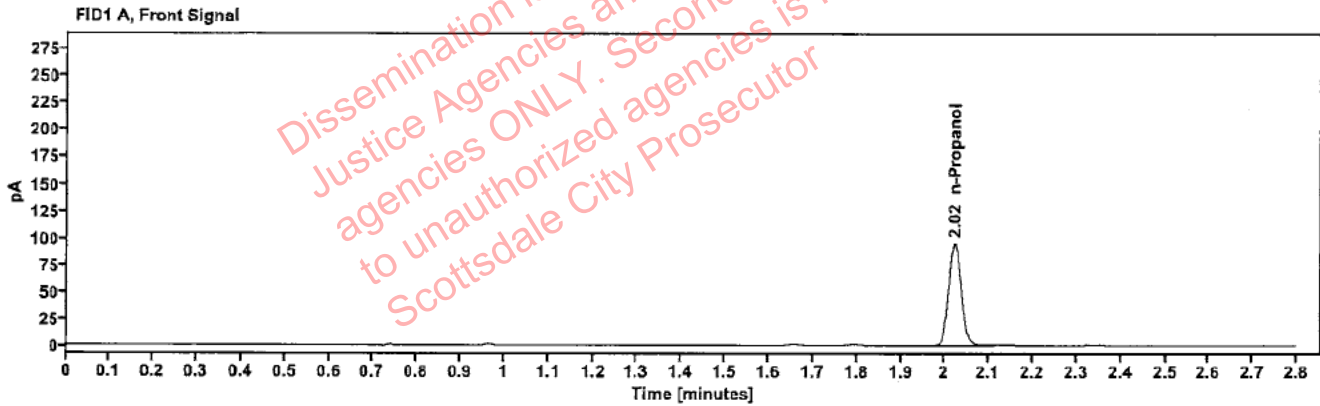


Table 1: FID 1 A (column DB-ALC1)

Compound	Amount (g/100mL)	Time (min)	Peak Area
n-Propanol	---	2.022	189.052

Table 2: FID 2 B (column DB-ALC2)

Compound	Time (min)	Peak Area
n-Propanol	2.444	205.695

Case: [REDACTED] : Brooke, Phillip - (15-May-2024)

User: pbrooke 5/15/2024

Scottsdale Police Department Crime Lab Volatiles Analysis

Sample:	2409505-2	Vial:	19
Description:	[REDACTED]	LIMS ID:	[REDACTED]
Method:	ethanol quant.M	Sequence:	14May24
Instrument:	US14173023 CN14160045	Injection date:	5/14/2024 4:27:34 PM
Data file:	C:\Chem32\1\Data\14May24\19.D	Analyst:	Brooke

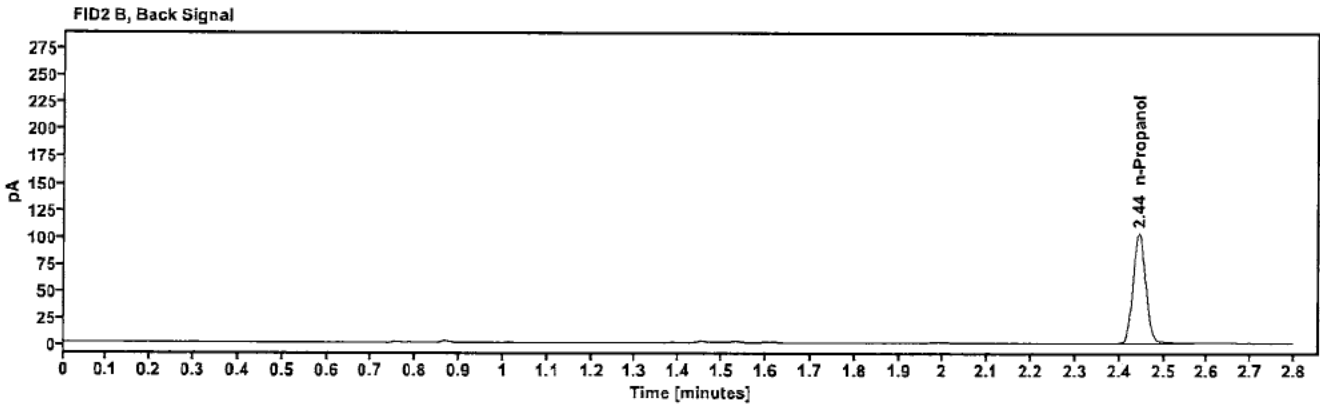
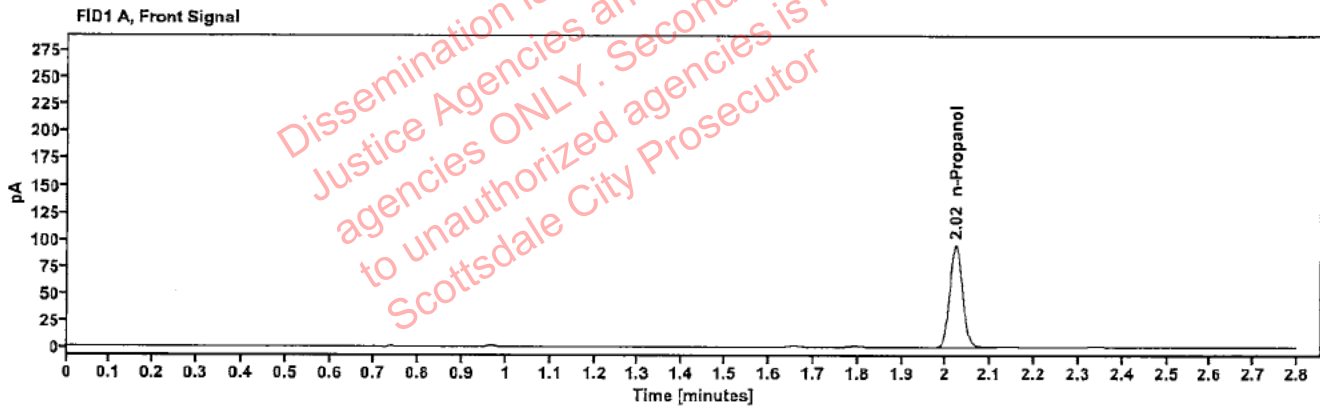


Table 1: FID 1 A (column DB-ALC1)

Compound	Amount (g/100mL)	Time (min)	Peak Area
n-Propanol	---	2.022	188.920

Table 2: FID 2 B (column DB-ALC2)

Compound	Time (min)	Peak Area
n-Propanol	2.444	205.428

Brooke, Phillip - (15-May-2024)

Case: User: pbrooke 5/15/2024

Scottsdale Police Department Crime Lab Volatiles Analysis

Sample:	2409653-1	Vial:	21
Description:		LIMS ID:	
Method:	ethanol quant.M	Sequence:	14May24
Instrument:	US14173023 CN14160045	Injection date:	5/14/2024 4:35:33 PM
Data file:	C:\Chem32\1\Data\14May24\21.D	Analyst:	Brooke

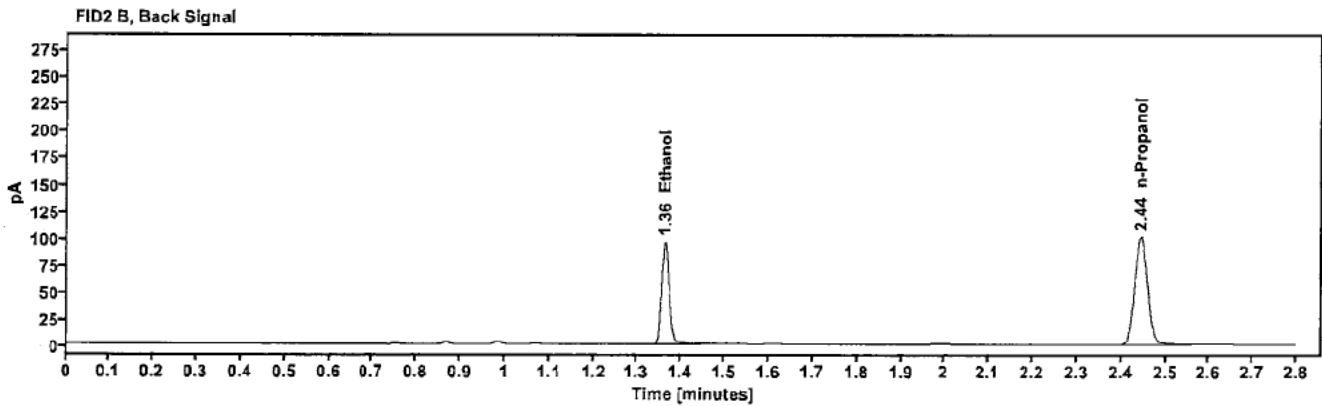
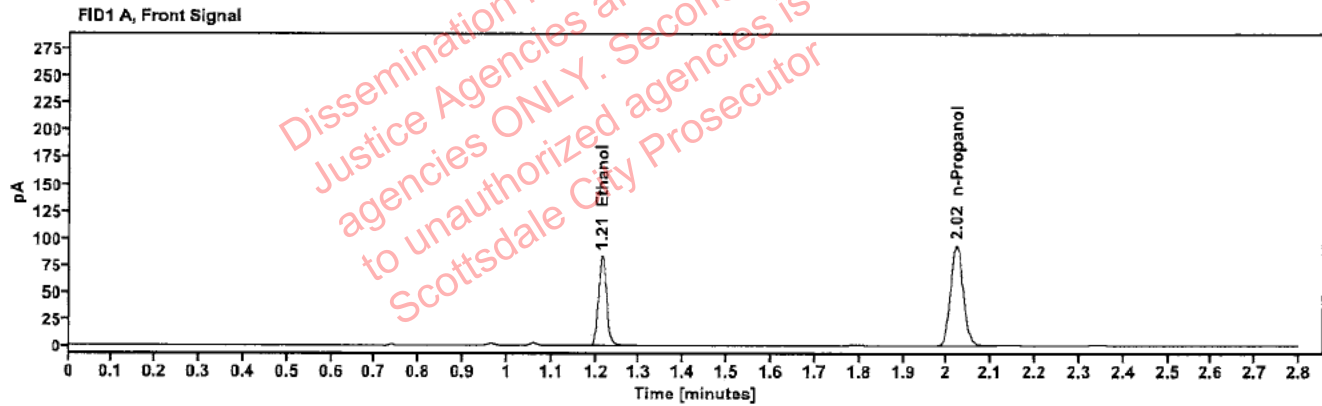


Table 1: FID 1 A (column DB-ALC1)

Compound	Amount (g/100mL)	Time (min)	Peak Area
>Ethanol	0.1624	1.214	106.388
n-Propanol	---	2.022	185.726

Table 2: FID 2 B (column DB-ALC2)

Compound	Time (min)	Peak Area
Ethanol	1.363	116.667
n-Propanol	2.445	201.543

[REDACTED]: Brooke, Phillip - (15-May-2024)

Case: [REDACTED] User: pbrooke 5/15/2024

Scottsdale Police Department Crime Lab Volatiles Analysis

Sample:	2409653-1	Vial:	22
Description:	[REDACTED]	LIMS ID:	[REDACTED]
Method:	ethanol quant.M	Sequence:	14May24
Instrument:	US14173023 CN14160045	Injection date:	5/14/2024 4:39:34 PM
Data file:	C:\Chem32\1\Data\14May24\22.D	Analyst:	Brooke

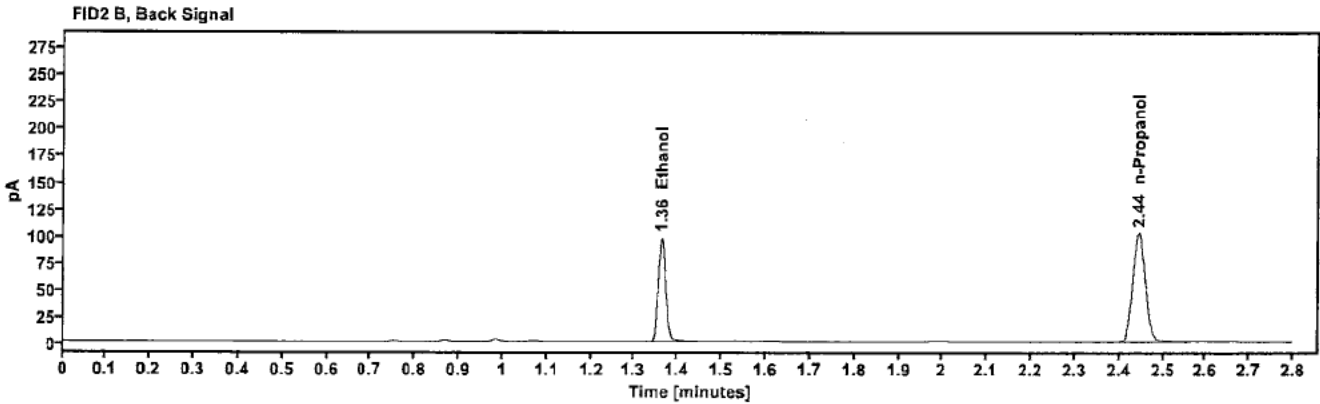
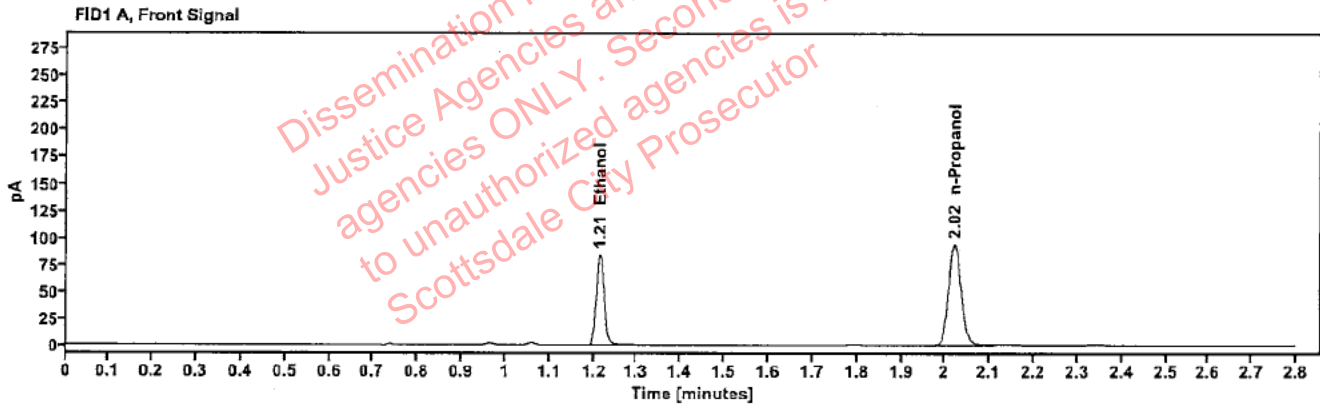


Table 1: FID 1 A (column DB-ALC1)

Compound	Amount (g/100mL)	Time (min)	Peak Area
>Ethanol	0.1624	1.214	107.737
n-Propanol	-----	2.022	188.052

Table 2: FID 2 B (column DB-ALC2)

Compound	Time (min)	Peak Area
Ethanol	1.363	118.179
n-Propanol	2.445	204.330

[REDACTED]: Brooke, Phillip - (15-May-2024)

Case: [REDACTED] User: pbrooke 5/15/2024

Scottsdale Police Department Crime Lab Volatiles Analysis

Sample:	2409653-3	Vial:	23
Description:	[REDACTED]	LIMS ID:	[REDACTED]
Method:	ethanol quant.M	Sequence:	14May24
Instrument:	US14173023 CN14160045	Injection date:	5/14/2024 4:43:33 PM
Data file:	C:\Chem32\1\Data\14May24\23.D	Analyst:	Brooke

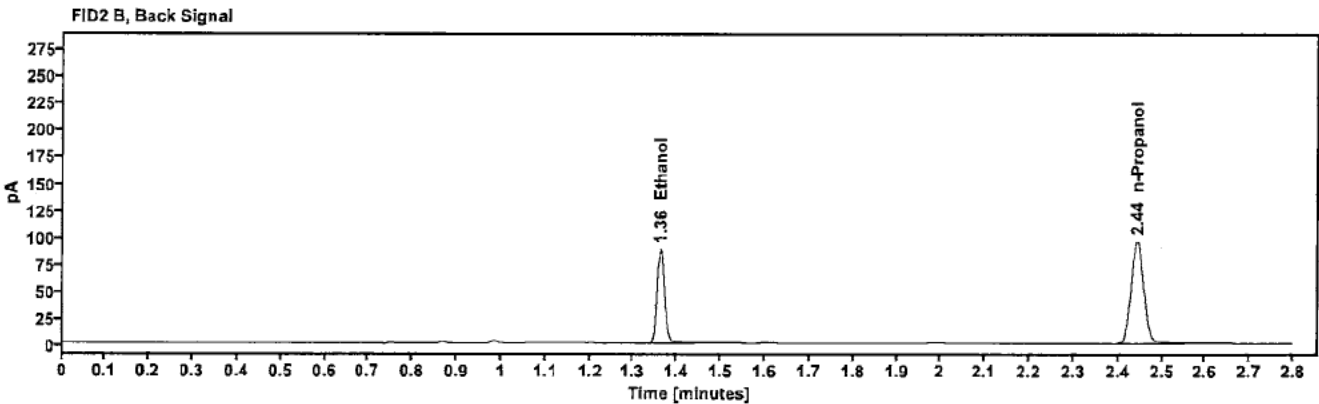
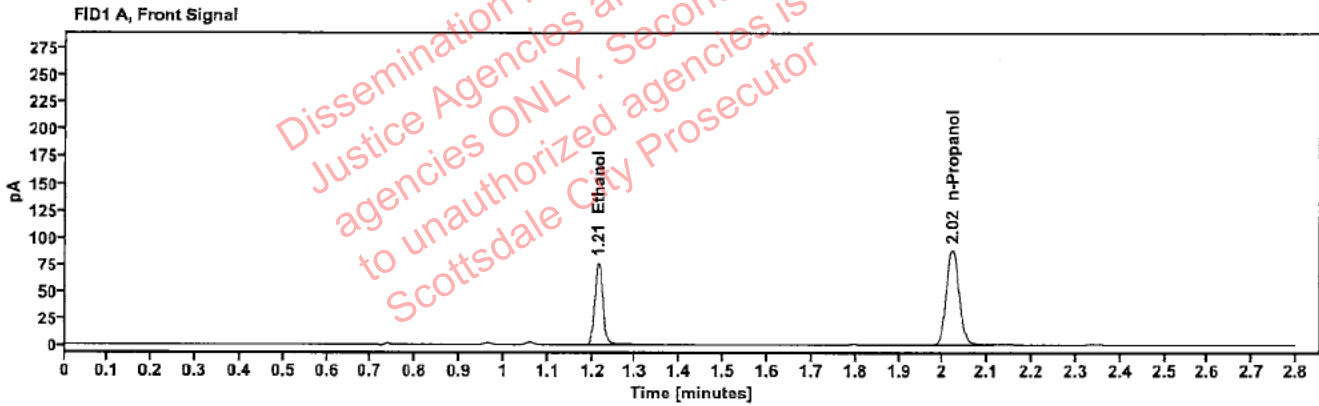


Table 1: FID 1 A (column DB-ALC1)

Compound	Amount (g/100mL)	Time (min)	Peak Area
>Ethanol	0.1563	1.213	97.643
n-Propanol	—	2.021	177.067

Table 2: FID 2 B (column DB-ALC2)

Compound	Time (min)	Peak Area
Ethanol	1.362	106.875
n-Propanol	2.443	191.755

[REDACTED]: Brooke, Phillip - (15-May-2024)

Case: [REDACTED] User: pbrooke 5/15/2024

Scottsdale Police Department Crime Lab Volatiles Analysis

Sample:	2409653-3	Vial:	24
Description:	[REDACTED]	LIMS ID:	[REDACTED]
Method:	ethanol quant.M	Sequence:	14May24
Instrument:	US14173023 CN14160045	Injection date:	5/14/2024 4:47:34 PM
Data file:	C:\Chem32\1\Data\14May24\24.D	Analyst:	Brooke

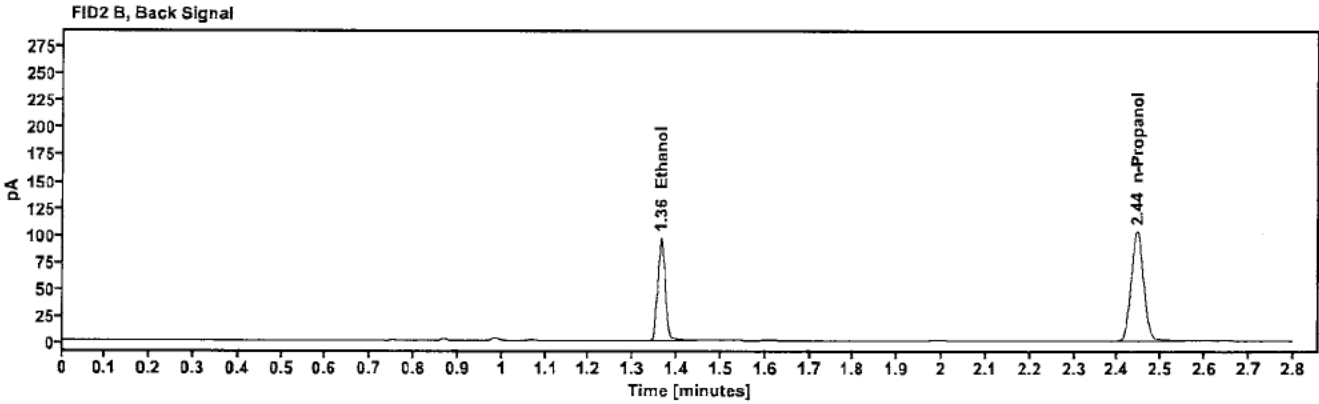
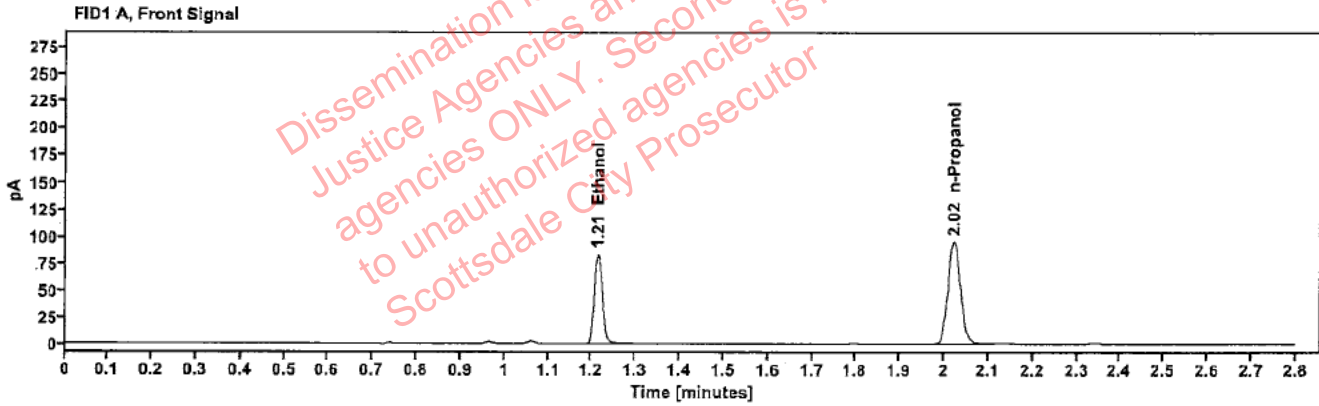


Table 1: FID 1 A (column DB-ALC1)

Compound	Amount (g/100mL)	Time (min)	Peak Area
>Ethanol	0.1599	1.214	106.918
n-Propanol	-----	2.022	189.512

Table 2: FID 2 B (column DB-ALC2)

Compound	Time (min)	Peak Area
Ethanol	1.363	117.126
n-Propanol	2.444	205.313

Scottsdale Police Department Crime Lab Volatiles Analysis

Sample:	2409673-1	Vial:	25
Description:	[REDACTED]	LIMS ID:	[REDACTED]
Method:	ethanol quant.M	Sequence:	14May24
Instrument:	US14173023 CN14160045	Injection date:	5/14/2024 4:51:48 PM
Data file:	C:\Chem32\1\Data\14May24\25.D	Analyst:	Brooke

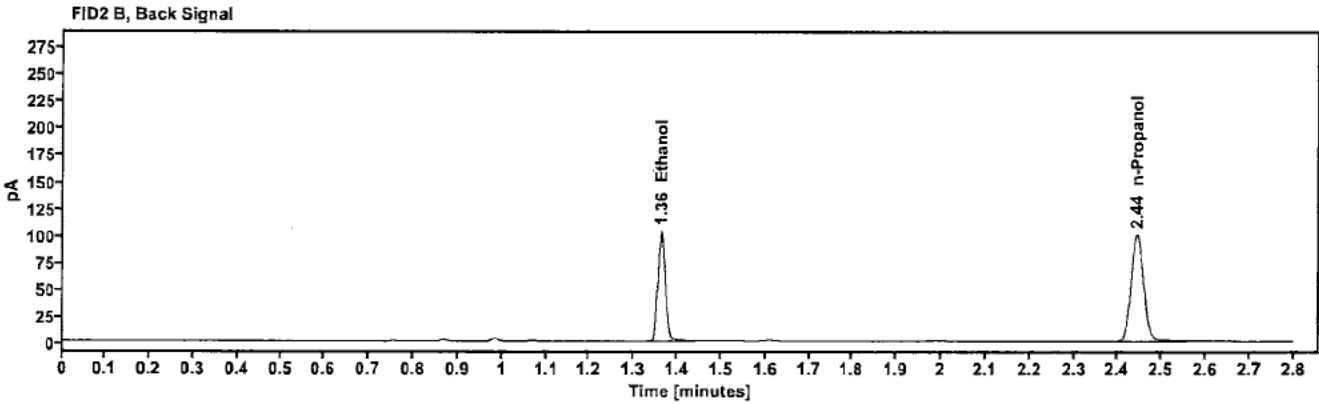
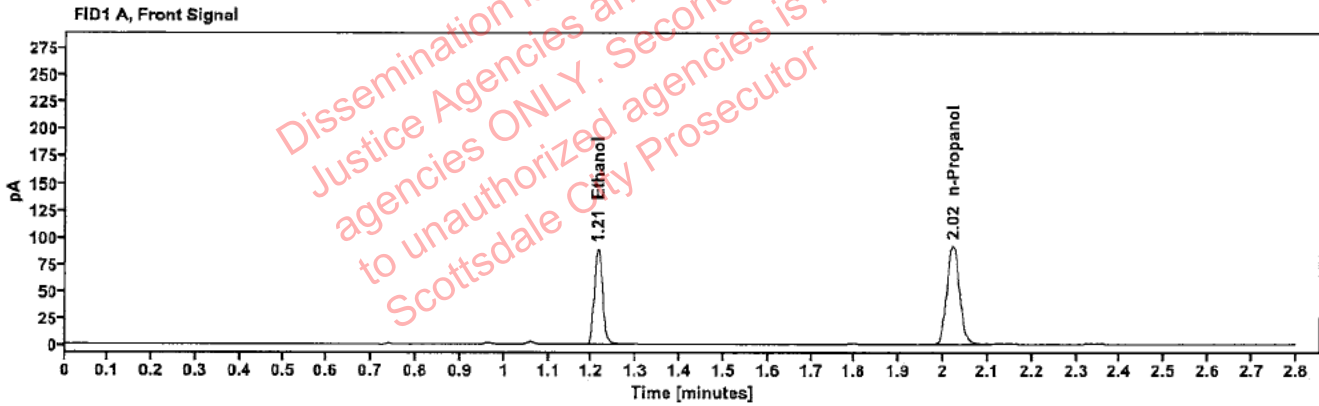


Table 1: FID 1 A (column DB-ALC1)

Compound	Amount (g/100mL)	Time (min)	Peak Area
>Ethanol	0.1756	1.214	113.951
n-Propanol	—	2.021	183.998

Table 2: FID 2 B (column DB-ALC2)

Compound	Time (min)	Peak Area
Ethanol	1.362	124.952
n-Propanol	2.444	199.714

[REDACTED]: Brooke, Phillip - (15-May-2024)

Case: [REDACTED] User: pbrooke 5/15/2024

Scottsdale Police Department Crime Lab Volatiles Analysis

Sample:	2409673-1	Vial:	26
Description:	[REDACTED]	LIMS ID:	[REDACTED]
Method:	ethanol quant.M	Sequence:	14May24
Instrument:	US14173023 CN14160045	Injection date:	5/14/2024 4:55:48 PM
Data file:	C:\Chem32\1\Data\14May24\26.D	Analyst:	Brooke

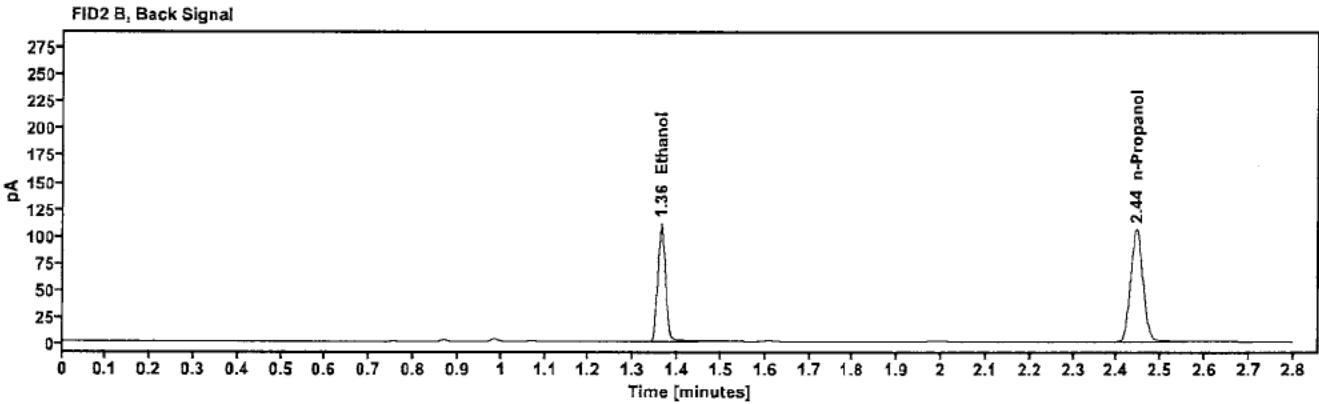
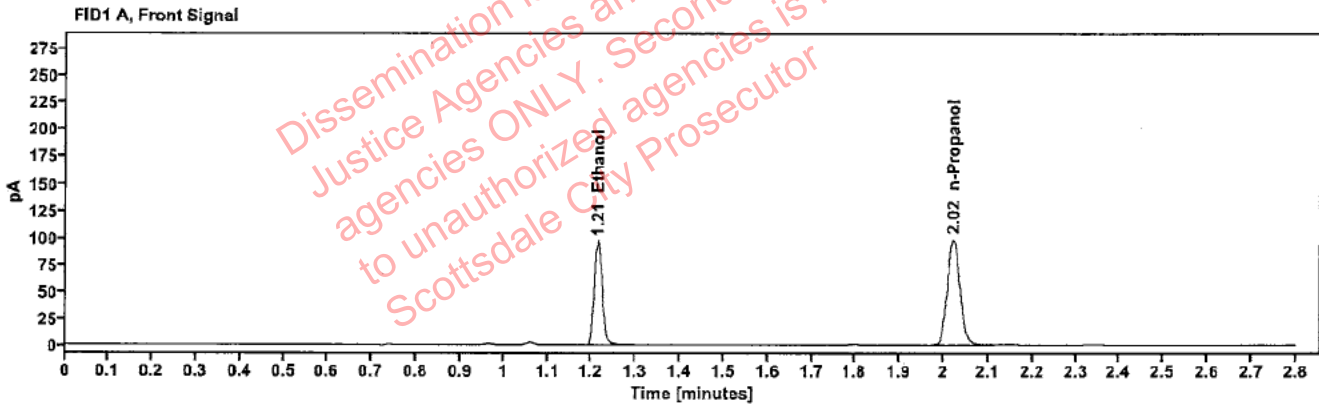


Table 1: FID 1 A (column DB-ALC1)

Compound	Amount (g/100mL)	Time (min)	Peak Area
>Ethanol	0.1790	1.214	122.765
n-Propanol	-----	2.021	194.516

Table 2: FID 2 B (column DB-ALC2)

Compound	Time (min)	Peak Area
Ethanol	1.363	134.833
n-Propanol	2.444	211.298

Scottsdale Police Department Crime Lab Volatiles Analysis

Sample:	2408633-1	Vial:	27
Description:	[REDACTED]	LIMS ID:	[REDACTED]
Method:	ethanol quant.M	Sequence:	14May24
Instrument:	US14173023 CN14160045	Injection date:	5/14/2024 4:59:49 PM
Data file:	C:\Chem32\1\Data\14May24\27.D	Analyst:	Brooke

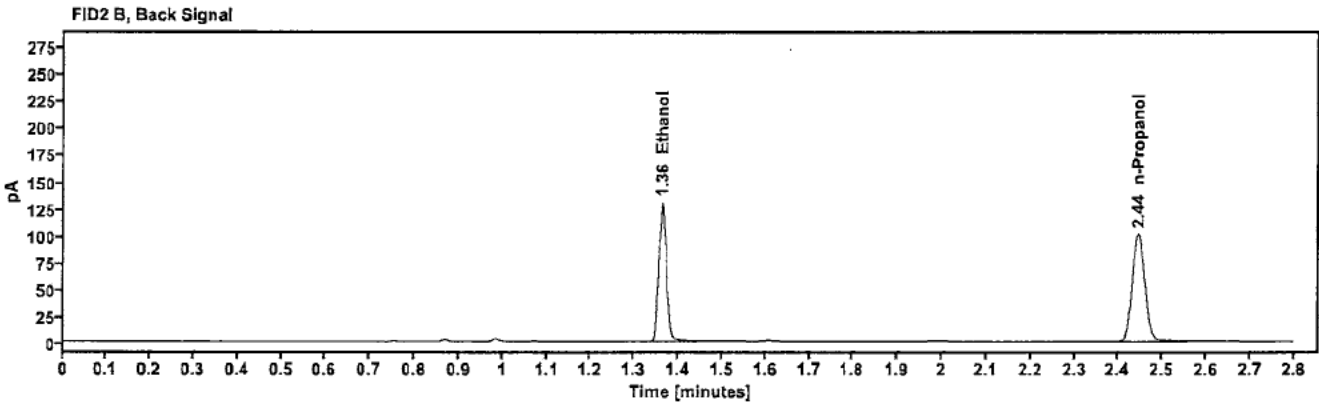
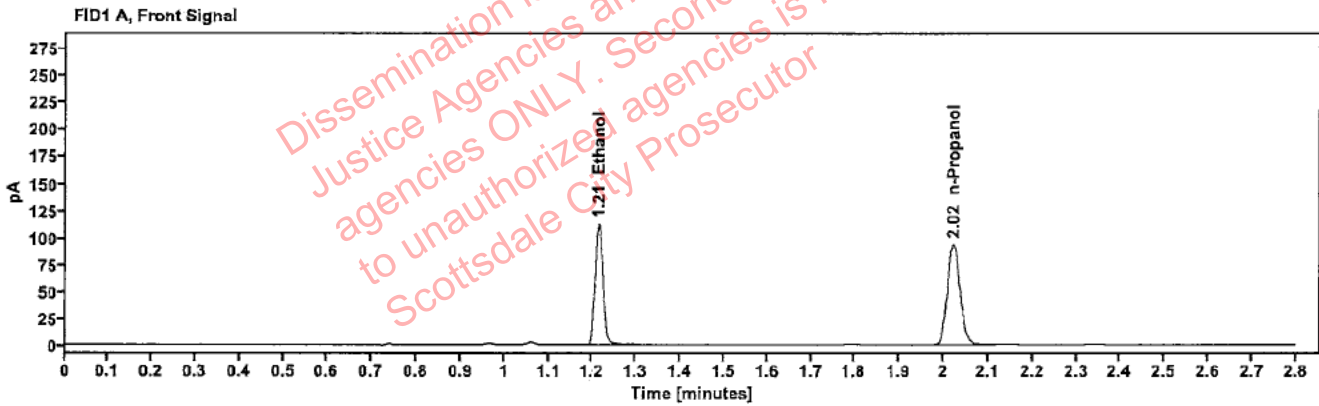


Table 1: FID 1 A (column DB-ALC1)

Compound	Amount (g/100mL)	Time (min)	Peak Area
>Ethanol	0.2196	1.214	143.957
n-Propanol	---	2.022	185.969

Table 2: FID 2 B (column DB-ALC2)

Compound	Time (min)	Peak Area
Ethanol	1.363	158.186
n-Propanol	2.445	201.520

Scottsdale Police Department Crime Lab Volatiles Analysis

Sample:	2408633-1	Vial:	28
Description:	[REDACTED]	LIMS ID:	[REDACTED]
Method:	ethanol quant.M	Sequence:	14May24
Instrument:	US14173023 CN14160045	Injection date:	5/14/2024 5:03:48 PM
Data file:	C:\Chem32\1\Data\14May24\28.D	Analyst:	Brooke

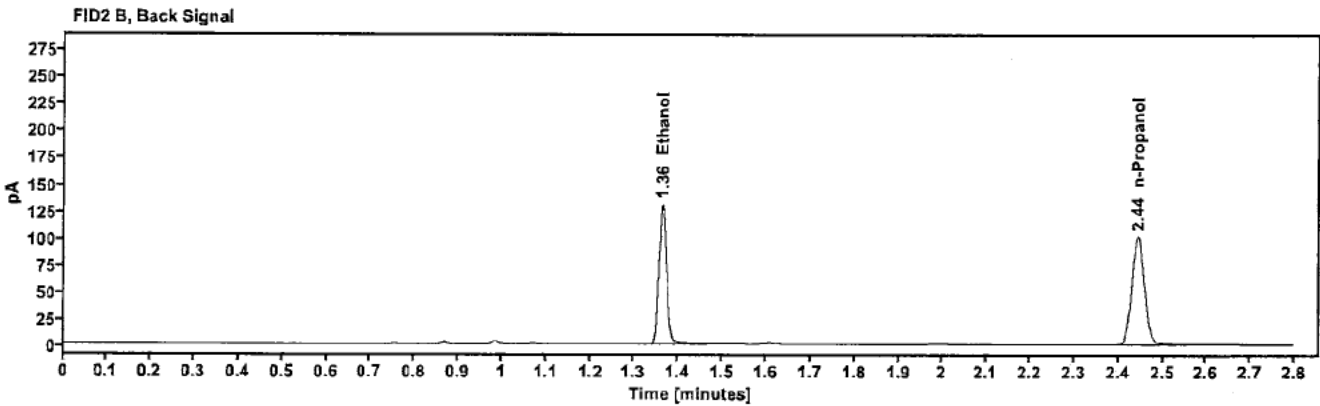
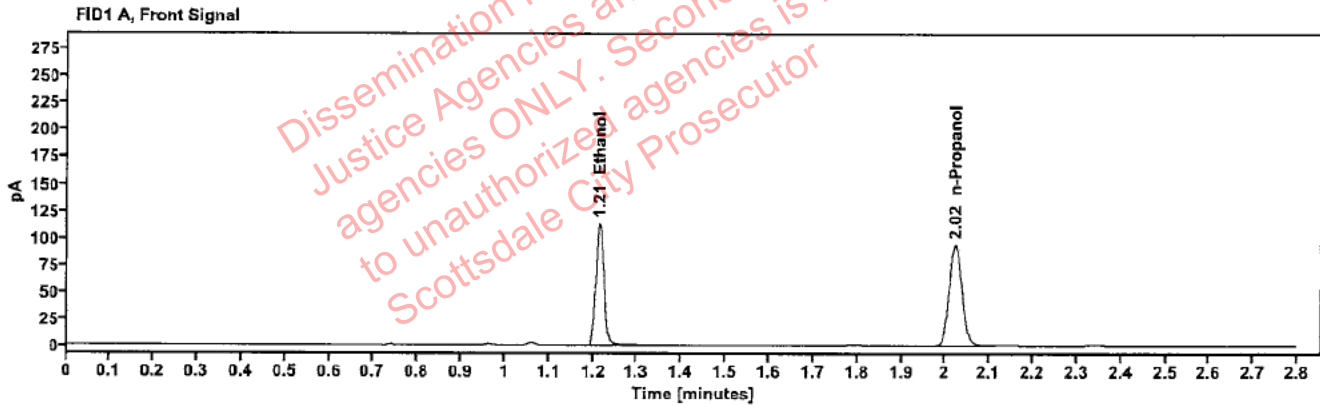


Table 1: FID 1 A (column DB-ALC1)

Compound	Amount (g/100mL)	Time (min)	Peak Area
>Ethanol	0.2195	1.214	144.683
n-Propanol	---	2.022	186.966

Table 2: FID 2 B (column DB-ALC2)

Compound	Time (min)	Peak Area
Ethanol	1.363	160.192
n-Propanol	2.444	202.707

Scottsdale Police Department Crime Lab Volatiles Analysis

Sample:	2409148-1	Vial:	29
Description:	[REDACTED]	LIMS ID:	[REDACTED]
Method:	ethanol quant.M	Sequence:	14May24
Instrument:	US14173023 CN14160045	Injection date:	5/14/2024 5:07:48 PM
Data file:	C:\Chem32\1\Data\14May24\29.D	Analyst:	Brooke

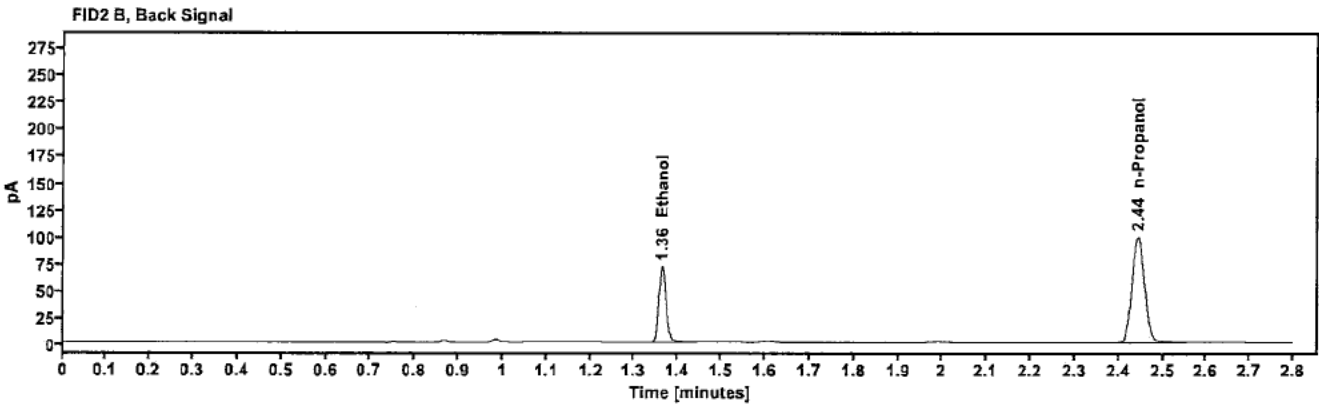
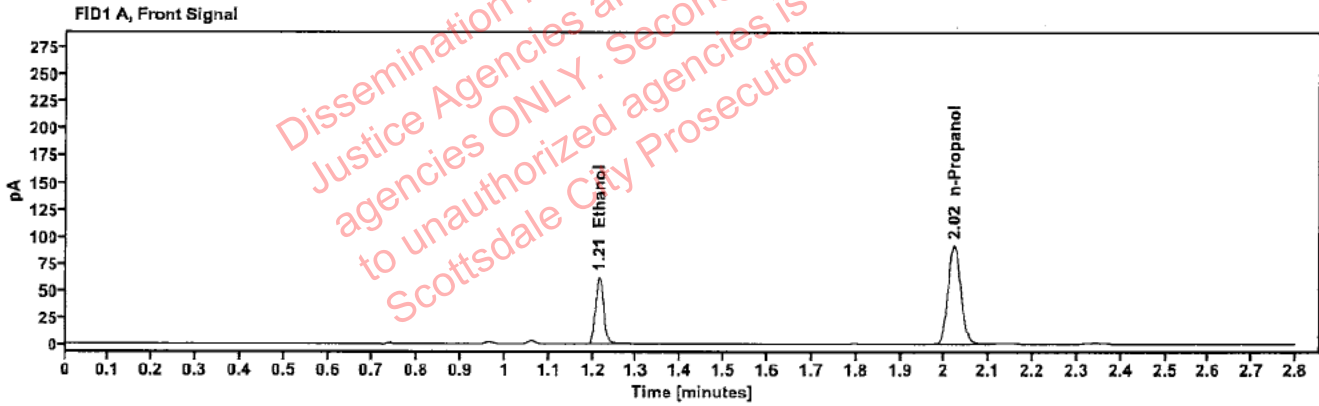


Table 1: FID 1 A (column DB-ALC1)

Compound	Amount (g/100mL)	Time (min)	Peak Area
>Ethanol	0.1226	1.214	79.565
n-Propanol	—	2.021	183.815

Table 2: FID 2 B (column DB-ALC2)

Compound	Time (min)	Peak Area
Ethanol	1.363	87,145
n-Propanol	2.444	198,266

[REDACTED]: Brooke, Phillip - (15-May-2024)

Case: [REDACTED] User: pbrooke 5/15/2024

Scottsdale Police Department Crime Lab Volatiles Analysis

Sample:	2409148-1	Vial:	30
Description:	[REDACTED]	LIMS ID:	[REDACTED]
Method:	ethanol quant.M	Sequence:	14May24
Instrument:	US14173023 CN14160045	Injection date:	5/14/2024 5:11:49 PM
Data file:	C:\Chem32\1\Data\14May24\30.D	Analyst:	Brooke

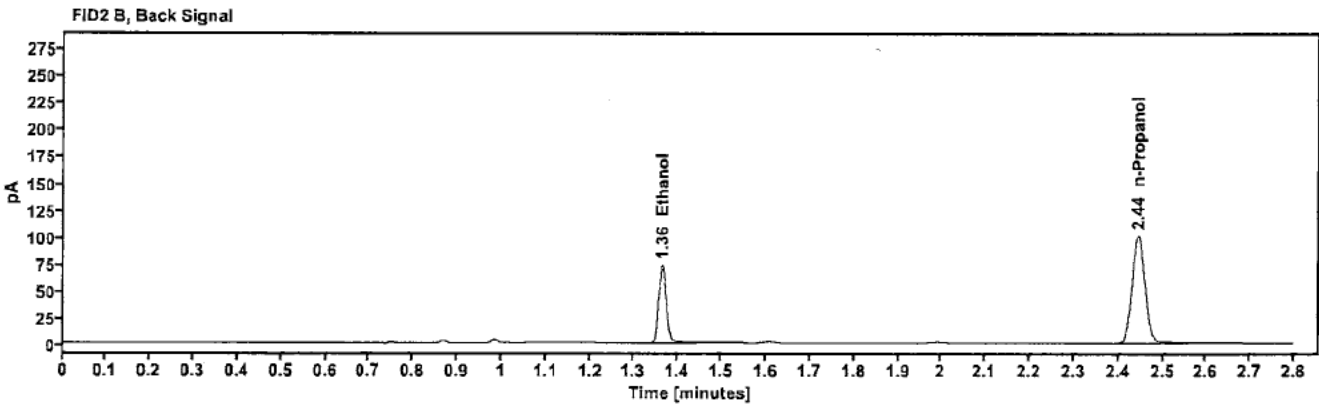
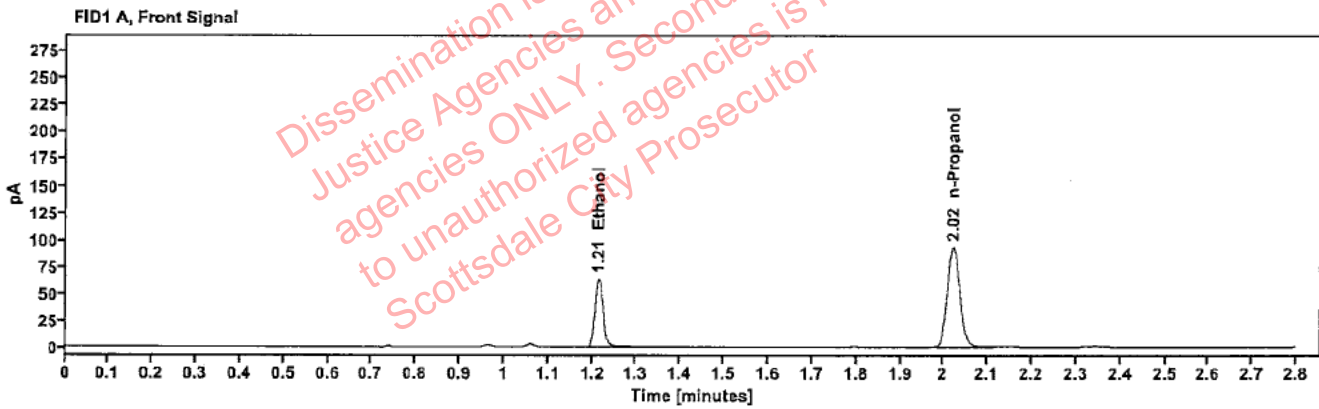


Table 1: FID 1 A (column DB-ALC1)

Compound	Amount (g/100mL)	Time (min)	Peak Area
>Ethanol	0.1233	1.215	81.258
n-Propanol	-----	2.022	186.592

Table 2: FID 2 B (column DB-ALC2)

Compound	Time (min)	Peak Area
Ethanol	1.364	89.254
n-Propanol	2.445	201.457

Scottsdale Police Department Crime Lab Volatiles Analysis

Sample:	2409665-1	Vial:	32
Description:	[REDACTED]	LIMS ID:	[REDACTED]
Method:	ethanol quant.M	Sequence:	14May24
Instrument:	US14173023 CN14160045	Injection date:	5/14/2024 5:20:04 PM
Data file:	C:\Chem32\1\Data\14May24\32.D	Analyst:	Brooke

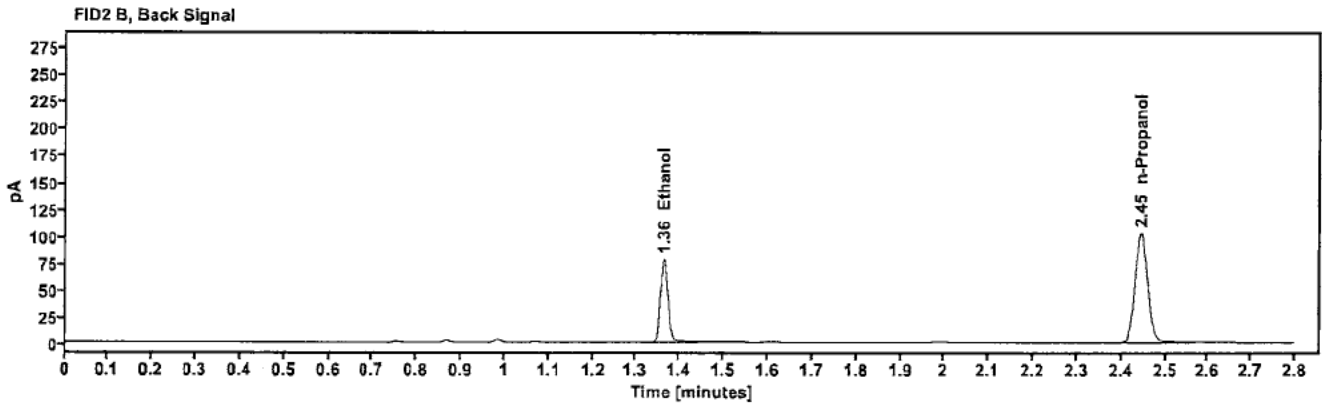
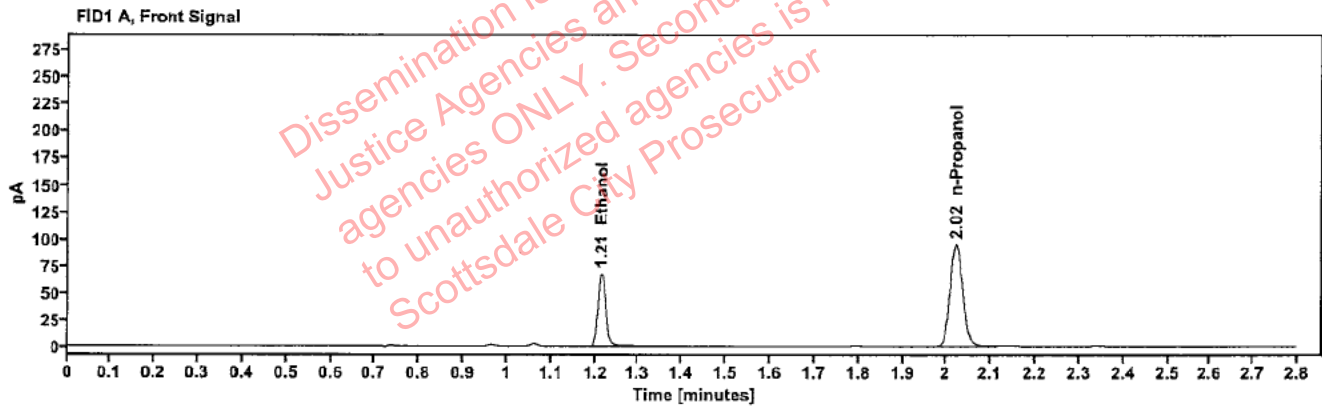


Table 1: FID 1 A (column DB-ALC1)

Compound	Amount (g/100mL)	Time (min)	Peak Area
>Ethanol	0.1297	1.215	86.372
n-Propanol	---	2.022	188.628

Table 2: FID 2 B (column DB-ALC2)

Compound	Time (min)	Peak Area
Ethanol	1.364	94.581
n-Propanol	2.445	204.338

Scottsdale Police Department Crime Lab Volatiles Analysis

Sample:	2409665-1	Vial:	33
Description:	[REDACTED]	LIMS ID:	[REDACTED]
Method:	ethanol quant.M	Sequence:	14May24
Instrument:	US14173023 CN14160045	Injection date:	5/14/2024 5:24:03 PM
Data file:	C:\Chem32\1\Data\14May24\33.D	Analyst:	Brooke

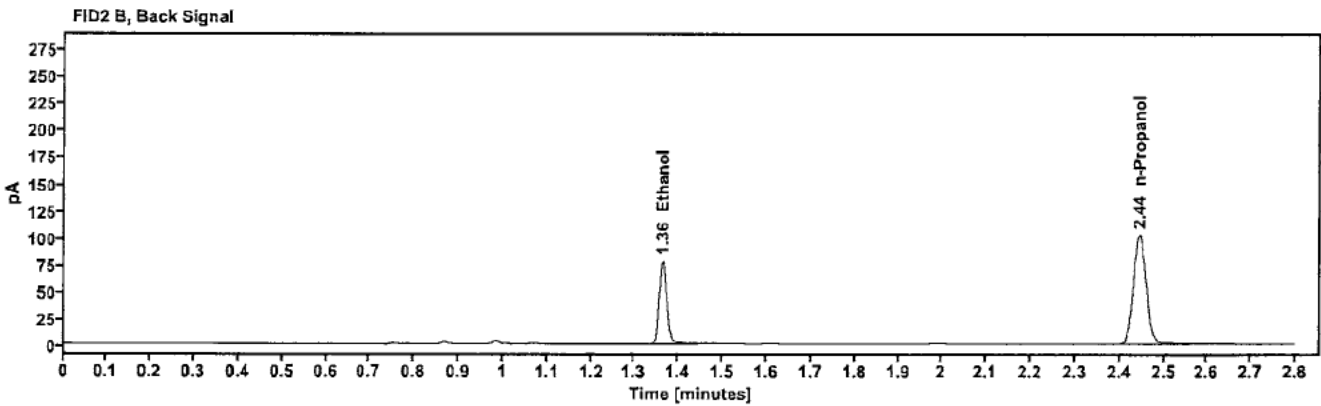
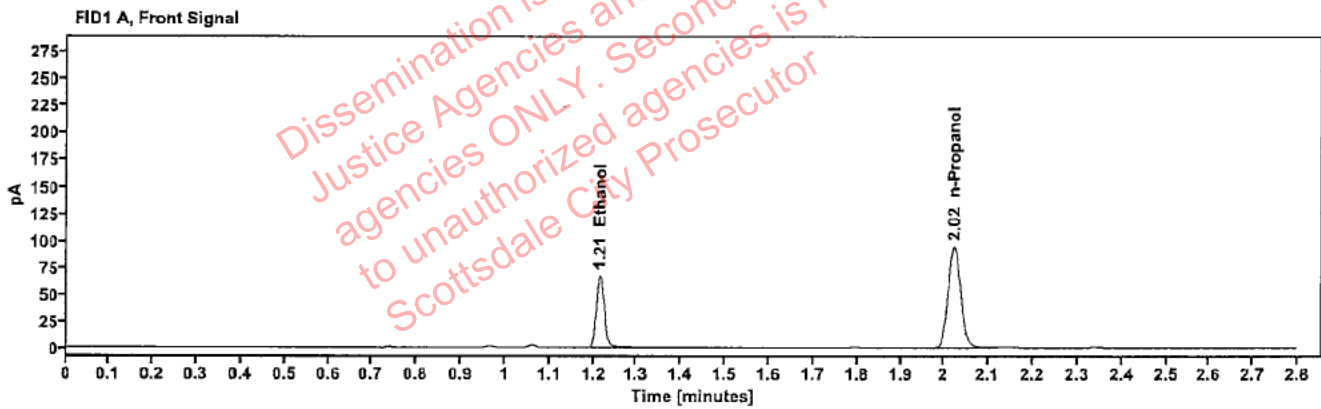


Table 1: FID 1 A (column DB-ALC1)

Compound	Amount (g/100mL)	Time (min)	Peak Area
>Ethanol	0.1298	1.215	86.210
n-Propanol	---	2.022	188.220

Table 2: FID 2 B (column DB-ALC2)

Compound	Time (min)	Peak Area
Ethanol	1.364	94.530
n-Propanol	2.445	203.968

Scottsdale Police Department Crime Lab Volatiles Analysis

Sample:	2409569-1	Vial:	34
Description:	[REDACTED]	LIMS ID:	[REDACTED]
Method:	ethanol quant.M	Sequence:	14May24
Instrument:	US14173023 CN14160045	Injection date:	5/14/2024 5:28:03 PM
Data file:	C:\Chem32\1\Data\14May24\34.D	Analyst:	Brooke

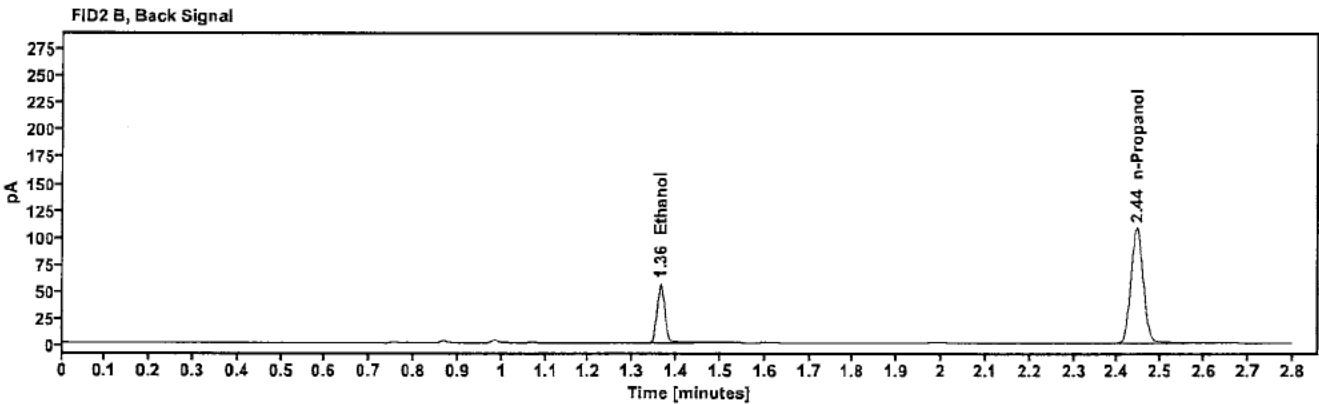
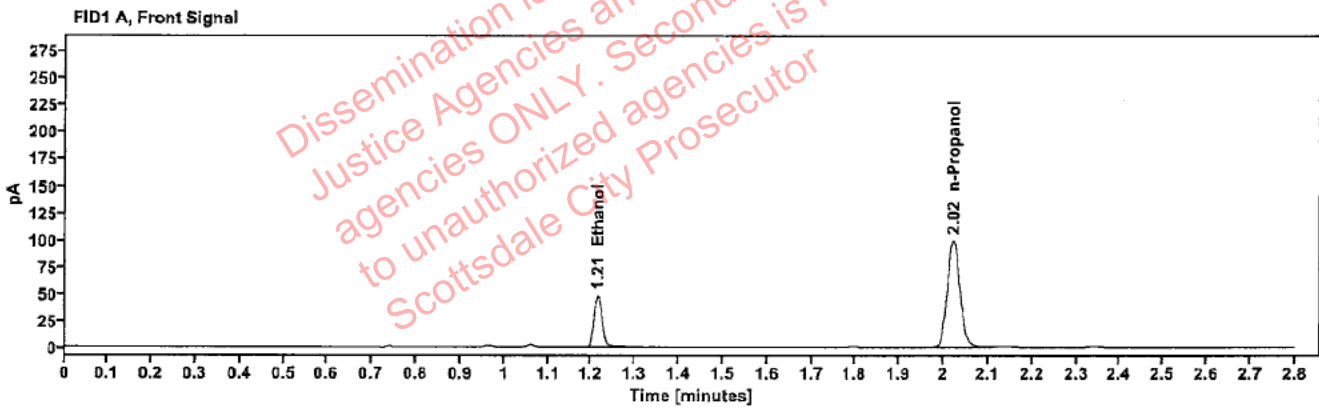


Table 1: FID 1 A (column DB-ALC1)

Compound	Amount (g/100mL)	Time (min)	Peak Area
>Ethanol	0.0879	1.214	61.491
n-Propanol	-----	2.021	197.777

Table 2: FID 2 B (column DB-ALC2)

Compound	Time (min)	Peak Area
Ethanol	1.363	67.306
n-Propanol	2.444	214.687

Scottsdale Police Department Crime Lab Volatiles Analysis

Sample:	2409569-1	Vial:	35
Description:	[REDACTED]	LIMS ID:	[REDACTED]
Method:	ethanol quant.M	Sequence:	14May24
Instrument:	US14173023 CN14160045	Injection date:	5/14/2024 5:32:04 PM
Data file:	C:\Chem32\1\Data\14May24\35.D	Analyst:	Brooke

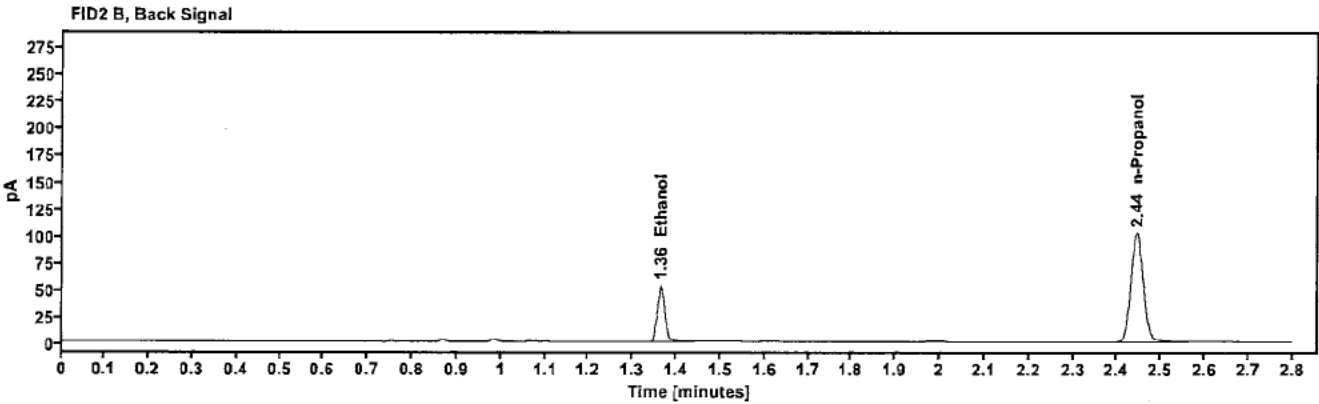
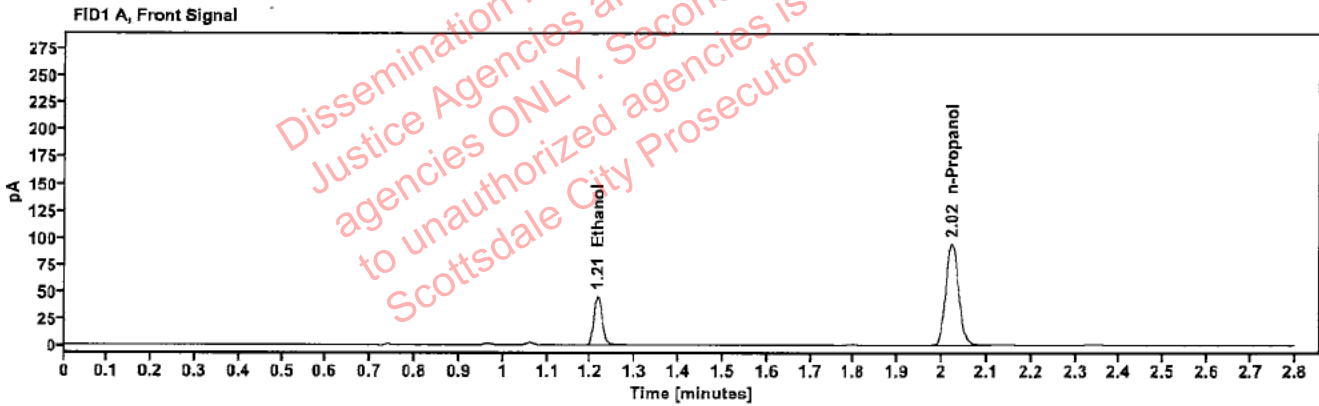


Table 1: FID 1 A (column DB-ALC1)

Compound	Amount (g/100mL)	Time (min)	Peak Area
>Ethanol	0.0878	1.215	58.461
n-Propanol	—	2.022	188.224

Table 2: FID 2 B (column DB-ALC2)

Compound	Time (min)	Peak Area
Ethanol	1.364	63.973
n-Propanol	2.445	204.528

Scottsdale Police Department Crime Lab Volatiles Analysis

Sample:	2409719-2	Vial:	36
Description:	[REDACTED]	LIMS ID:	[REDACTED]
Method:	ethanol quant.M	Sequence:	14May24
Instrument:	US14173023 CN14160045	Injection date:	5/14/2024 5:36:03 PM
Data file:	C:\Chem32\1\Data\14May24\36.D	Analyst:	Brooke

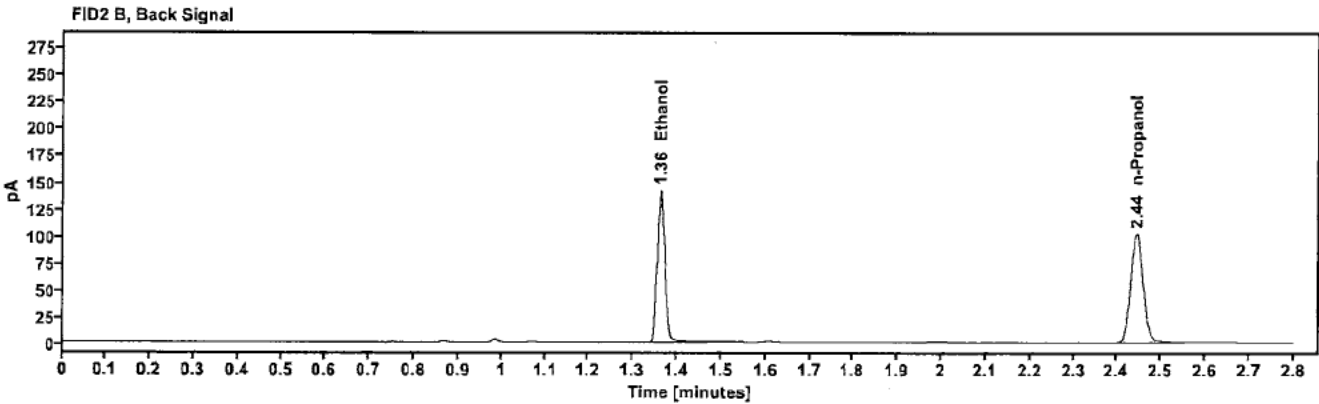
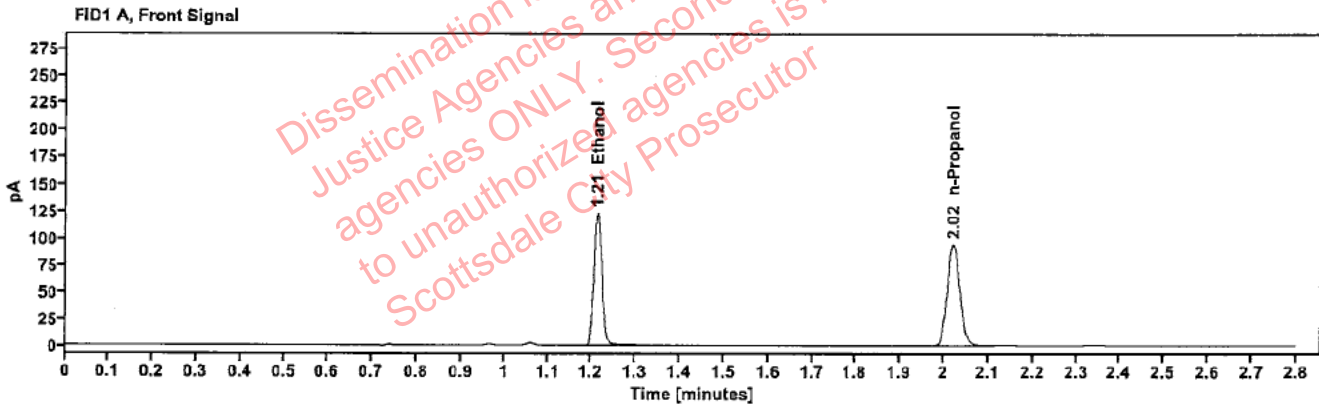


Table 1: FID 1 A (column DB-ALC1)

Compound	Amount (g/100mL)	Time (min)	Peak Area
>Ethanol	0.2374	1.213	156.549
n-Propanol	—	2.021	187.088

Table 2: FID 2 B (column DB-ALC2)

Compound	Time (min)	Peak Area
Ethanol	1.362	173.249
n-Propanol	2.444	202.703

[REDACTED]: Brooke, Phillip - (15-May-2024)

Case: [REDACTED] User: pbrooke 5/15/2024

Scottsdale Police Department Crime Lab Volatiles Analysis

Sample:	2409719-2	Vial:	37
Description:	[REDACTED]	LIMS ID:	[REDACTED]
Method:	ethanol quant.M	Sequence:	14May24
Instrument:	US14173023 CN14160045	Injection date:	5/14/2024 5:40:19 PM
Data file:	C:\Chem32\1\Data\14May24\37.D	Analyst:	Brooke

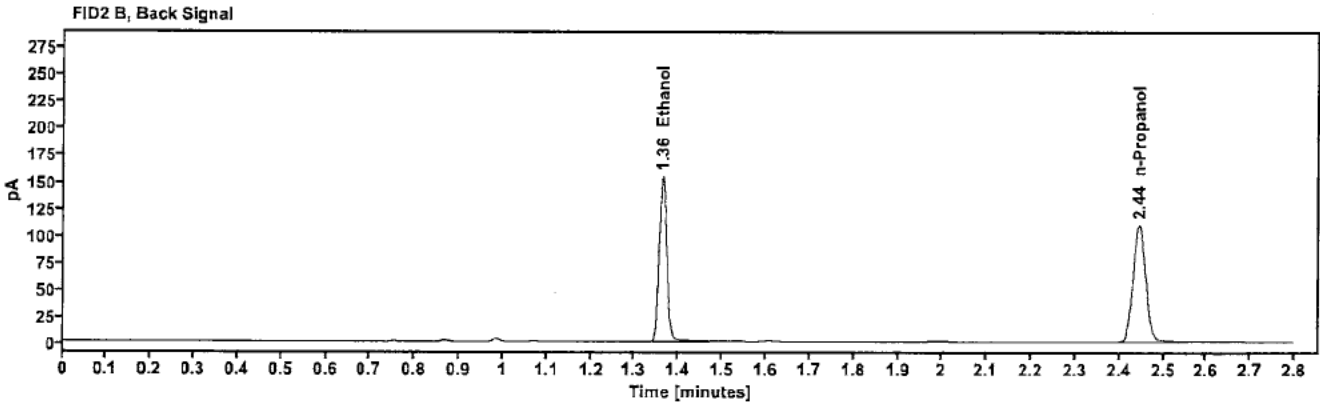
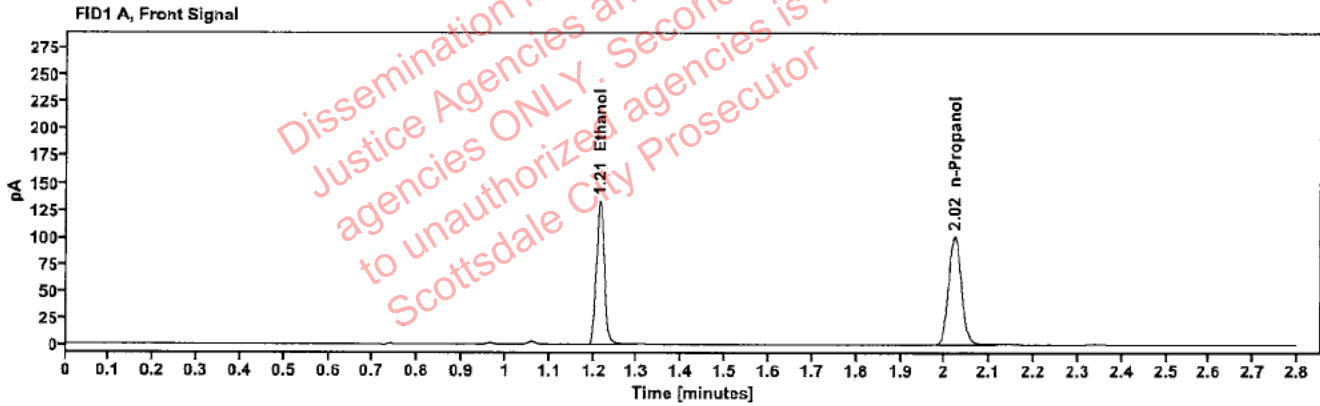


Table 1: FID 1 A (column DB-ALC1)

Compound	Amount (g/100mL)	Time (min)	Peak Area
>Ethanol	0.2406	1.214	170.871
n-Propanol	-----	2.022	201.476

Table 2: FID 2 B (column DB-ALC2)

Compound	Time (min)	Peak Area
Ethanol	1.363	188.937
n-Propanol	2.445	218.369

[REDACTED]: Brooke, Phillip - (15-May-2024)

Case: [REDACTED] User: pbrooke 5/15/2024

Scottsdale Police Department Crime Lab Volatiles Analysis

Sample:	2409725-2	Vial:	38
Description:	[REDACTED]	LIMS ID:	[REDACTED]
Method:	ethanol quant.M	Sequence:	14May24
Instrument:	US14173023 CN14160045	Injection date:	5/14/2024 5:44:18 PM
Data file:	C:\Chem32\1\Data\14May24\38.D	Analyst:	Brooke

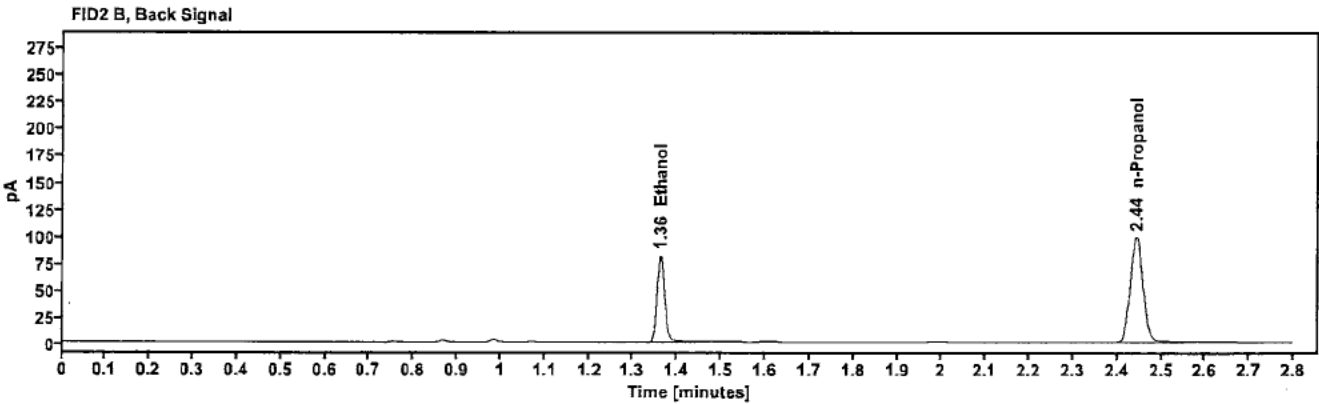
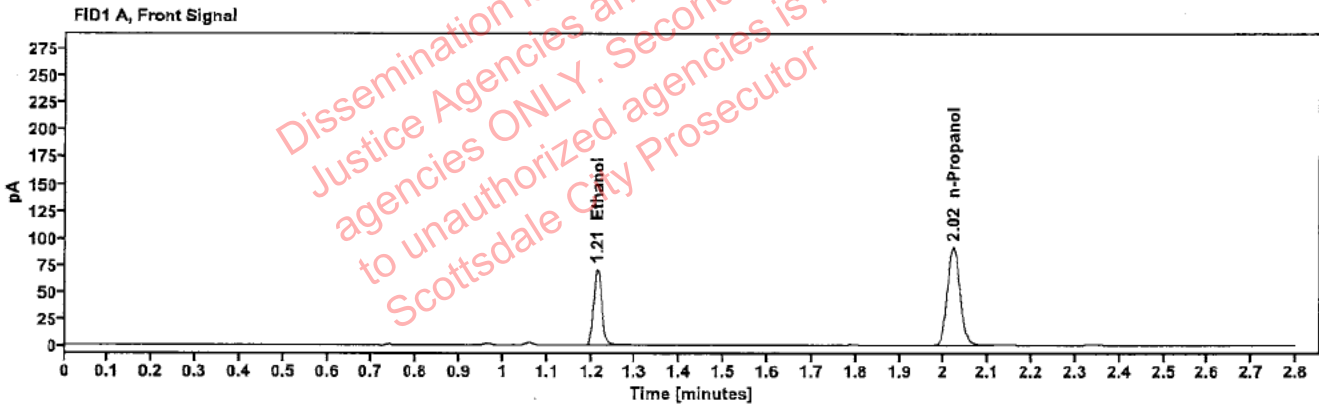


Table 1: FID 1 A (column DB-ALC1)

Compound	Amount (g/100mL)	Time (min)	Peak Area
>Ethanol	0.1408	1.213	90.414
n-Propanol	-----	2.021	181.952

Table 2: FID 2 B (column DB-ALC2)

Compound	Time (min)	Peak Area
Ethanol	1.362	99.051
n-Propanol	2.443	197.247

[REDACTED]: Brooke, Phillip - (15-May-2024)

Case: [REDACTED] User: pbrooke 5/15/2024

Scottsdale Police Department Crime Lab Volatiles Analysis

Sample:	2409725-2	Vial:	39
Description:	[REDACTED]	LIMS ID:	[REDACTED]
Method:	ethanol quant.M	Sequence:	14May24
Instrument:	US14173023 CN14160045	Injection date:	5/14/2024 5:48:19 PM
Data file:	C:\Chem32\1\Data\14May24\39.D	Analyst:	Brooke

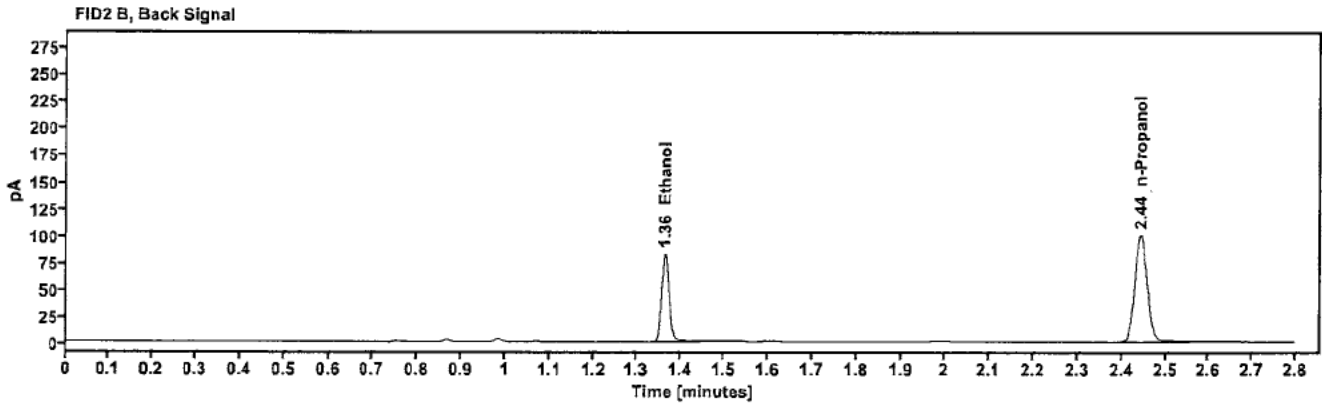
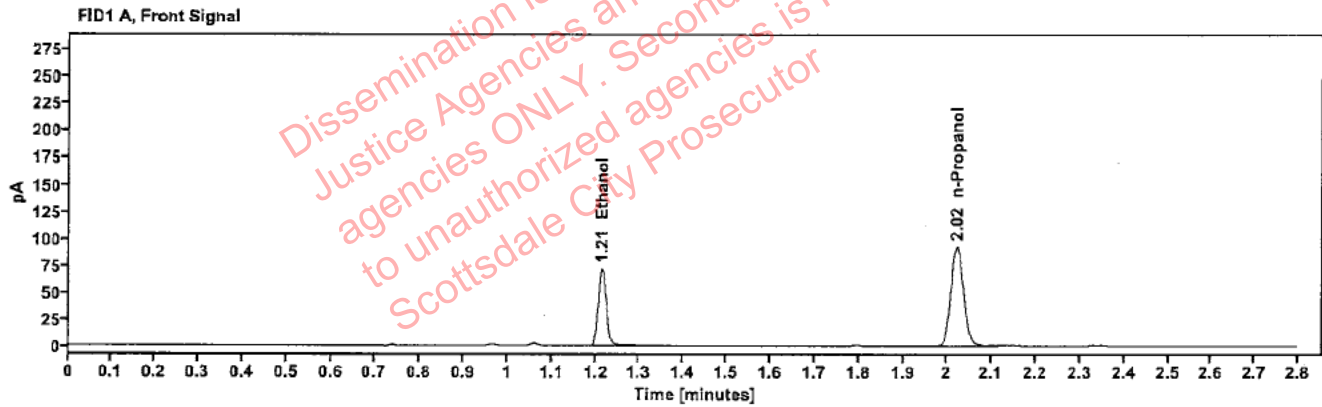


Table 1: FID 1 A (column DB-ALC1)

Compound	Amount (g/100mL)	Time (min)	Peak Area
>Ethanol	0.1411	1.214	91.662
n-Propanol	---	2.021	184.028

Table 2: FID 2 B (column DB-ALC2)

Compound	Time (min)	Peak Area
Ethanol	1.363	100.375
n-Propanol	2.444	199.594

[REDACTED]: Brooke, Phillip - (15-May-2024)

Case: [REDACTED] User: pbrooke 5/15/2024

Scottsdale Police Department Crime Lab Volatiles Analysis

Sample:	2409564-2	Vial:	40
Description:	[REDACTED]	LIMS ID:	[REDACTED]
Method:	ethanol quant.M	Sequence:	14May24
Instrument:	US14173023 CN14160045	Injection date:	5/14/2024 5:52:18 PM
Data file:	C:\Chem32\1\Data\14May24\40.D	Analyst:	Brooke

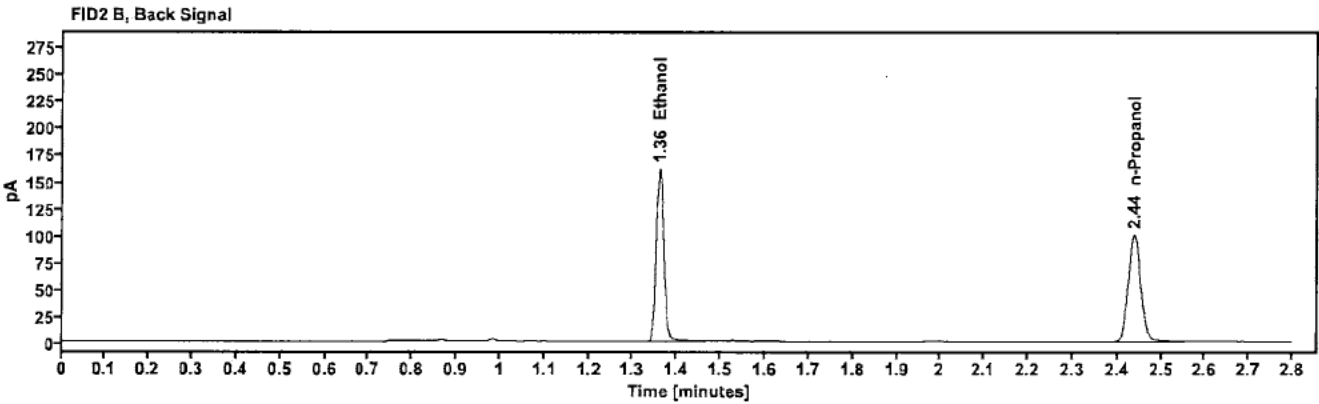
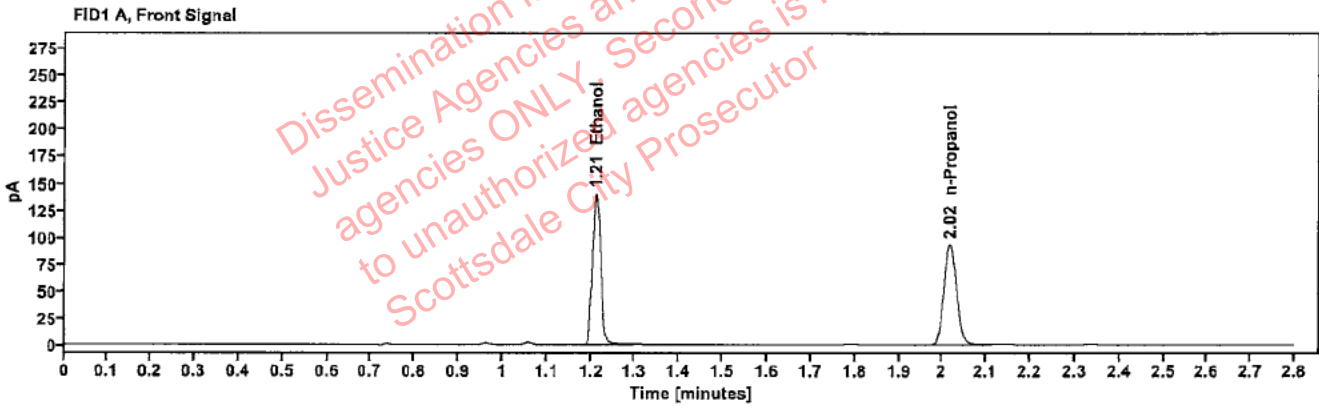


Table 1: FID 1 A (column DB-ALC1)

Compound	Amount (g/100mL)	Time (min)	Peak Area
>Ethanol	0.2737	1.211	178.275
n-Propanol	---	2.017	184.824

Table 2: FID 2 B (column DB-ALC2)

Compound	Time (min)	Peak Area
Ethanol	1.360	196.896
n-Propanol	2.439	199.895

[REDACTED]: Brooke, Phillip - (15-May-2024)

Case: [REDACTED] User: pbrooke 5/15/2024

Scottsdale Police Department Crime Lab Volatiles Analysis

Sample:	2409564-2	Vial:	41
Description:	[REDACTED]	LIMS ID:	[REDACTED]
Method:	ethanol quant.M	Sequence:	14May24
Instrument:	US14173023 CN14160045	Injection date:	5/14/2024 5:56:19 PM
Data file:	C:\Chem32\1\Data\14May24\41.D	Analyst:	Brooke

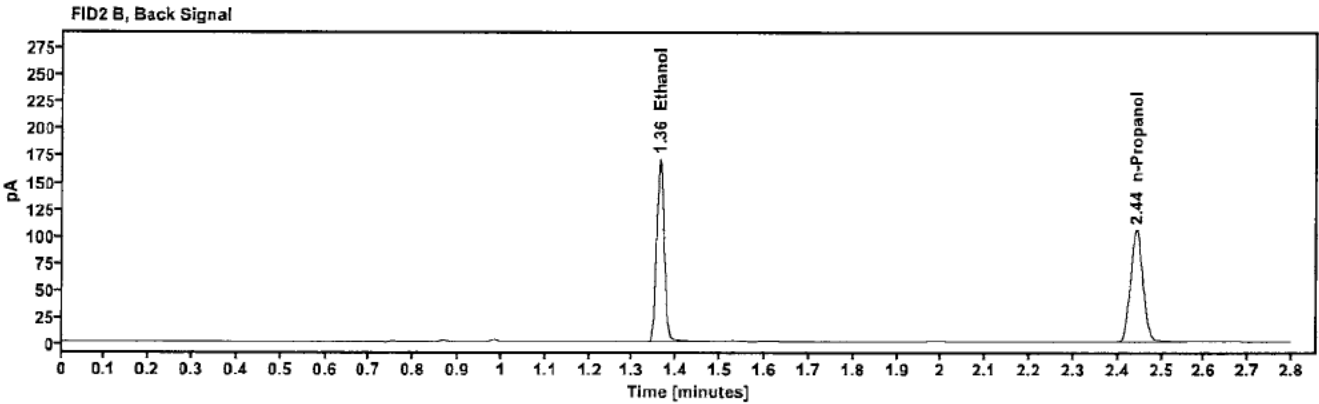
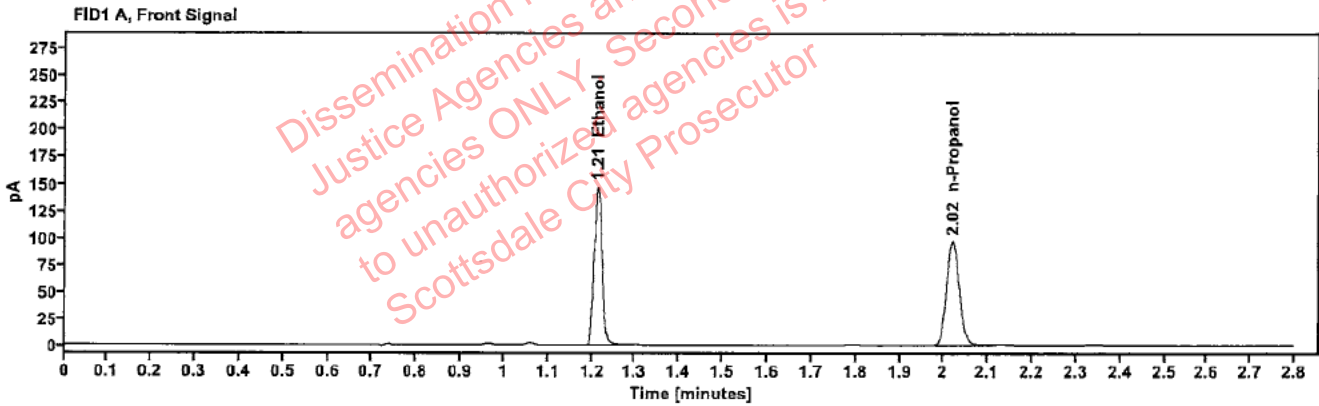


Table 1: FID 1 A (column DB-ALC1)

Compound	Amount (g/100mL)	Time (min)	Peak Area
>Ethanol	0.2768	1.213	188.155
n-Propanol	—	2.020	192.913

Table 2: FID 2 B (column DB-ALC2)

Compound	Time (min)	Peak Area
Ethanol	1.362	207.965
n-Propanol	2.443	208.895

Scottsdale Police Department Crime Lab Volatiles Analysis

Sample:	2408628-2	Vial:	43
Description:	██████████	LIMS ID:	██████████
Method:	ethanol quant.M	Sequence:	14May24
Instrument:	US14173023 CN14160045	Injection date:	5/14/2024 6:04:34 PM
Data file:	C:\Chem32\1\Data\14May24\43.D	Analyst:	Brooke

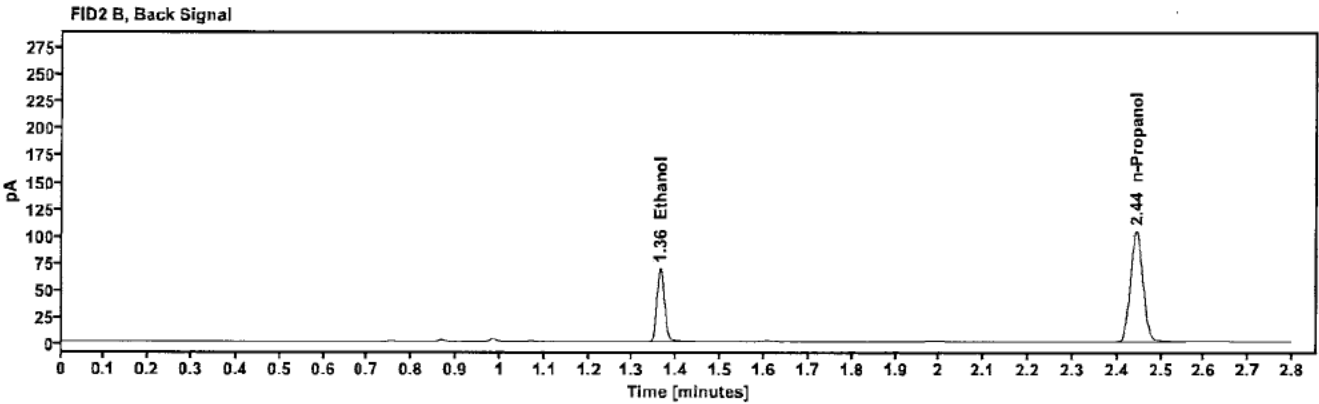
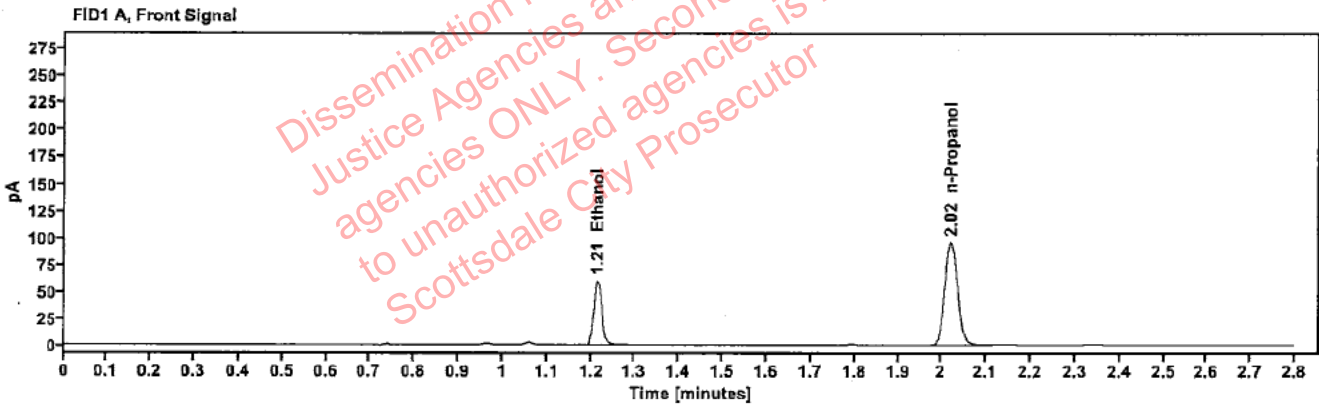


Table 1: FID 1 A (column DB-ALC1)

Compound	Amount (g/100mL)	Time (min)	Peak Area
>Ethanol	0.1136	1.214	76.622
n-Propanol	---	2.021	191.015

Table 2: FID 2 B (column DB-ALC2)

Compound	Time (min)	Peak Area
Ethanol	1.363	83.749
n-Propanol	2.444	207.260

Scottsdale Police Department Crime Lab Volatiles Analysis

Sample:	2408628-2	Vial:	44
Description:	[REDACTED]	LIMS ID:	[REDACTED]
Method:	ethanol quant.M	Sequence:	14May24
Instrument:	US14173023 CN14160045	Injection date:	5/14/2024 6:08:33 PM
Data file:	C:\Chem32\1\Data\14May24\44.D	Analyst:	Brooke

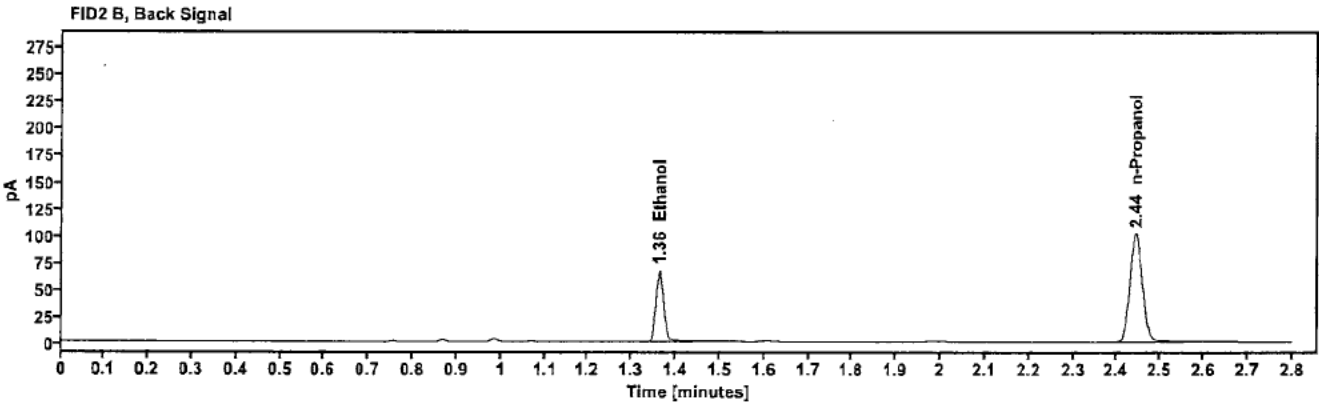
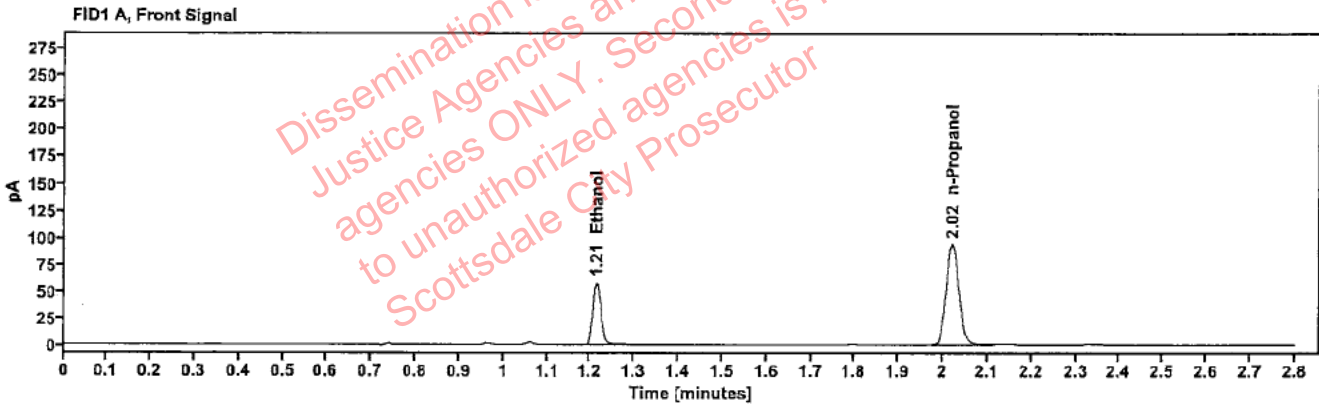


Table 1: FID 1 A (column DB-ALC1)

Compound	Amount (g/100mL)	Time (min)	Peak Area
>Ethanol	0.1124	1.214	74.108
n-Propanol	-----	2.021	186.727

Table 2: FID 2 B (column DB-ALC2)

Compound	Time (min)	Peak Area
Ethanol	1.363	81.119
n-Propanol	2.443	202.539

: Brooke, Phillip - (15-May-2024)

Case: [REDACTED] User: pbrooke 5/15/2024

Scottsdale Police Department Crime Lab Volatiles Analysis

Sample:	2409186-2	Vial:	45
Description:	[REDACTED]	LIMS ID:	[REDACTED]
Method:	ethanol quant.M	Sequence:	14May24
Instrument:	US14173023 CN14160045	Injection date:	5/14/2024 6:12:33 PM
Data file:	C:\Chem32\1\Data\14May24\45.D	Analyst:	Brooke

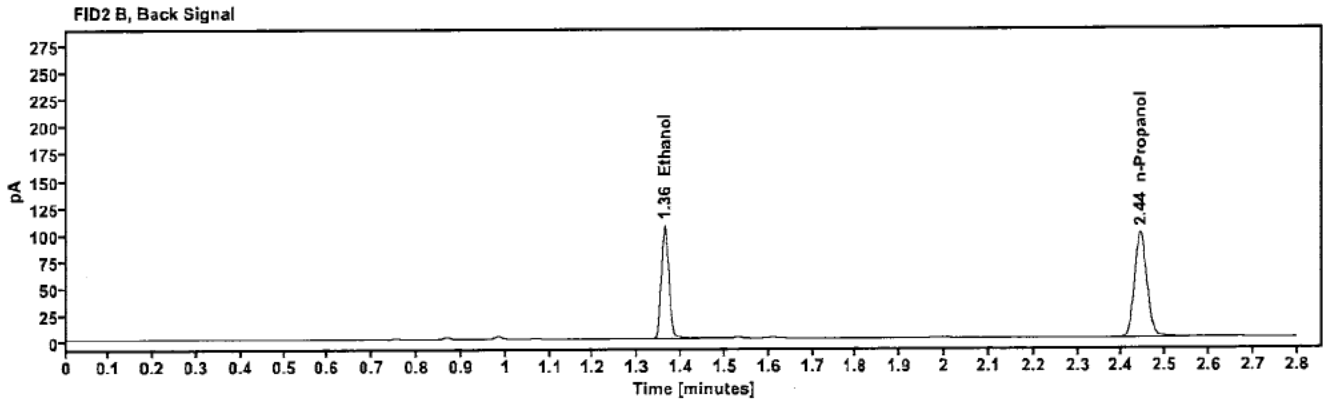
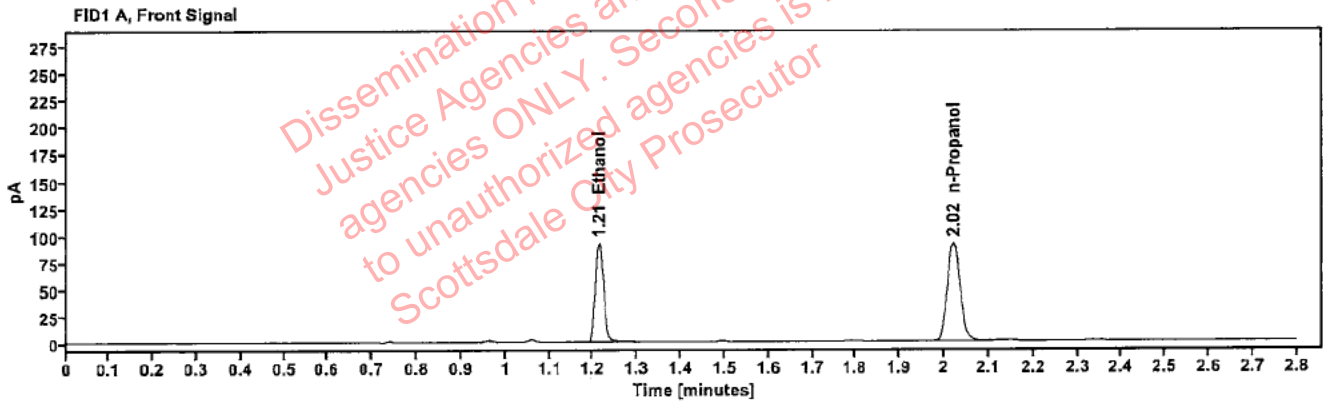


Table 1: FID 1 A (column DB-ALC1)

Compound	Amount (g/100mL)	Time (min)	Peak Area
>Ethanol	0.1836	1.213	117.525
n-Propanol	—	2.021	181.557

Table 2: FID 2 B (column DB-ALC2)

Compound	Time (min)	Peak Area
Ethanol	1.362	129.009
n-Propanol	2.443	196.756

[REDACTED] : Brooke, Phillip - (15-May-2024)

Case: [REDACTED] User: pbrooke 5/15/2024

Scottsdale Police Department Crime Lab Volatiles Analysis

Sample:	2409186-2	Vial:	46
Description:	[REDACTED]	LIMS ID:	[REDACTED]
Method:	ethanol quant.M	Sequence:	14May24
Instrument:	US14173023 CN14160045	Injection date:	5/14/2024 6:16:34 PM
Data file:	C:\Chem32\1\Data\14May24\46.D	Analyst:	Brooke

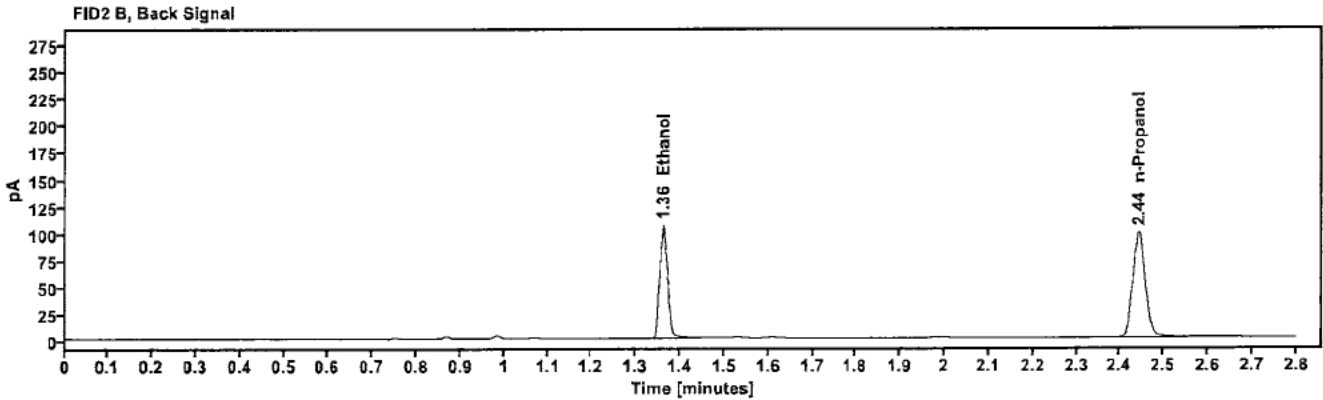
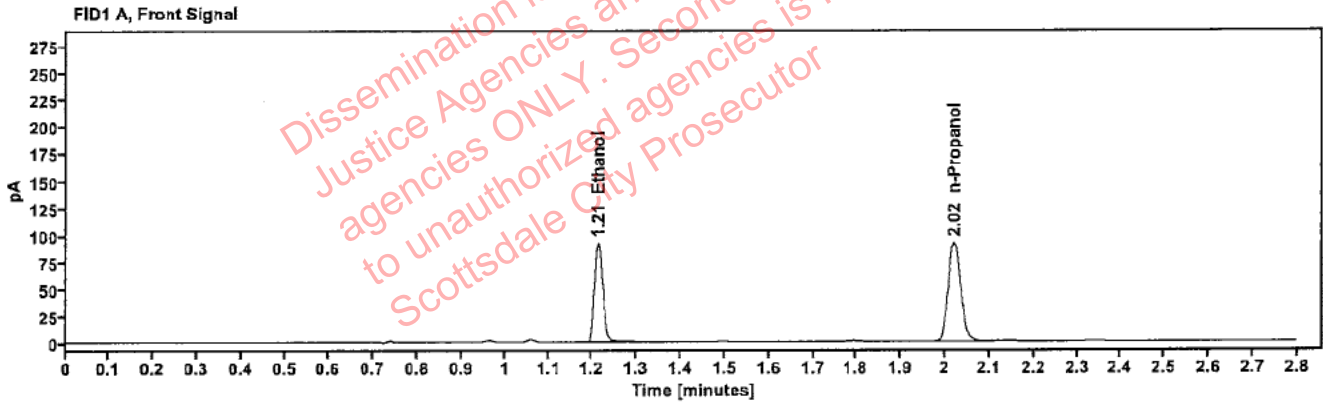


Table 1: FID 1 A (column DB-ALC1)

Compound	Amount (g/100mL)	Time (min)	Peak Area
>Ethanol	0.1828	1.213	117.629
n-Propanol	-----	2.021	182.498

Table 2: FID 2 B (column DB-ALC2)

Compound	Time (min)	Peak Area
Ethanol	1.362	129.026
n-Propanol	2.443	197.888

Scottsdale Police Department Crime Lab Volatiles Analysis

Sample:	2409578-2	Vial:	47
Description:	[REDACTED]	LIMS ID:	[REDACTED]
Method:	ethanol quant.M	Sequence:	14May24
Instrument:	US14173023 CN14160045	Injection date:	5/14/2024 6:20:34 PM
Data file:	C:\Chem32\1\Data\14May24\47.D	Analyst:	Brooke

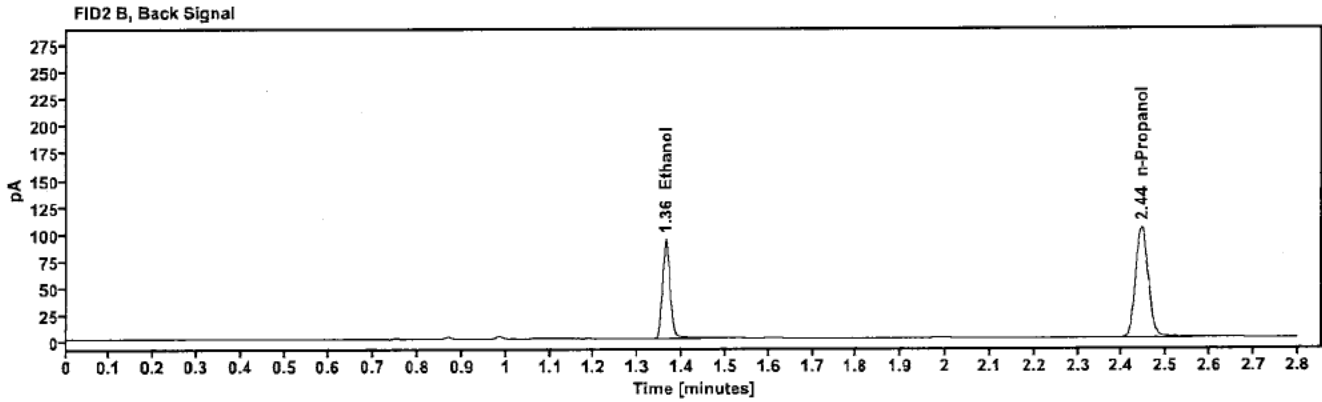
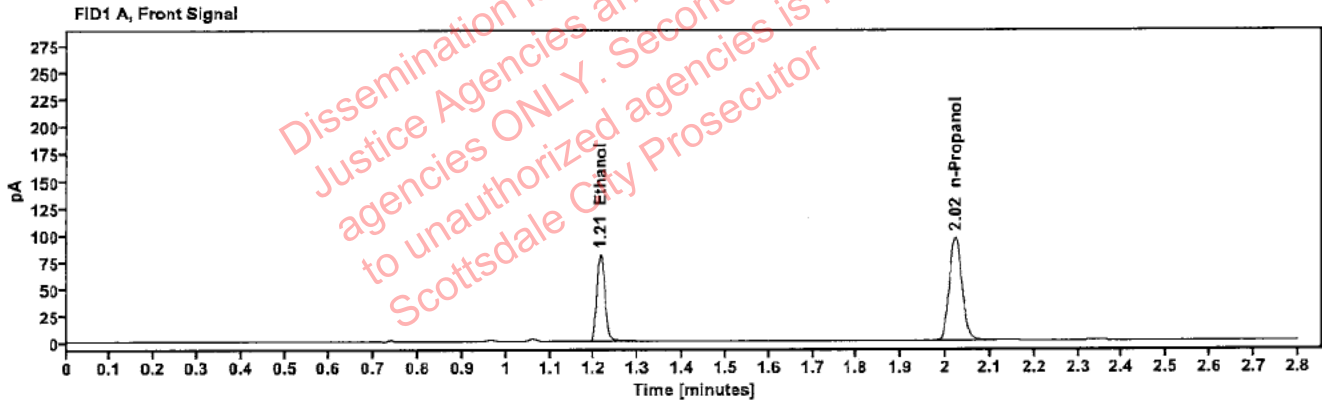


Table 1: FID 1 A (column DB-ALC1)

Compound	Amount (g/100mL)	Time (min)	Peak Area
>Ethanol	0.1534	1.214	103.483
n-Propanol	-----	2.022	191.197

Table 2: FID 2 B (column DB-ALC2)

Compound	Time (min)	Peak Area
Ethanol	1.363	113.428
n-Propanol	2.445	207.674

Scottsdale Police Department Crime Lab Volatiles Analysis

Sample:	2409578-2	Vial:	48
Description:		LIMS ID:	
Method:	ethanol quant.M	Sequence:	14May24
Instrument:	US14173023 CN14160045	Injection date:	5/14/2024 6:24:33 PM
Data file:	C:\Chem32\1\Data\14May24\48.D	Analyst:	Brooke

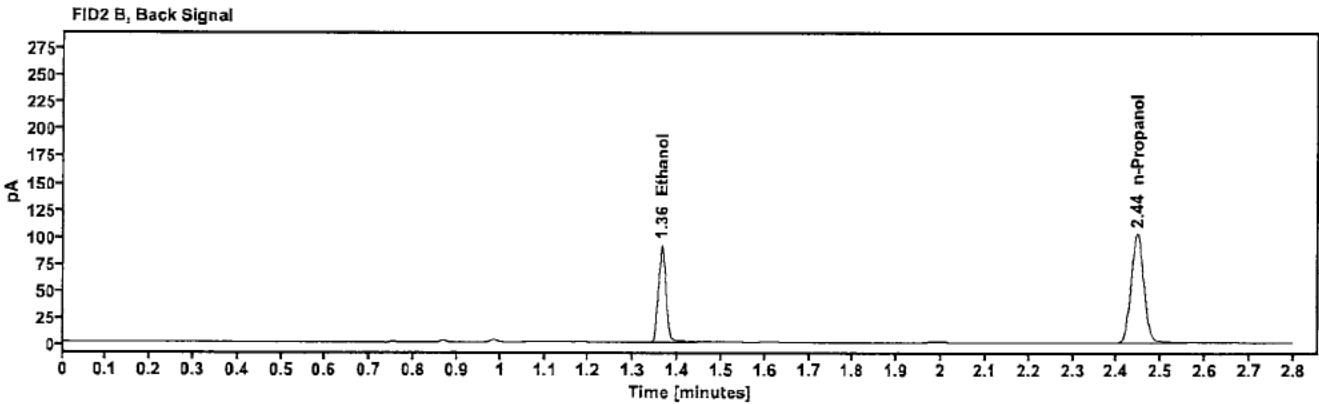
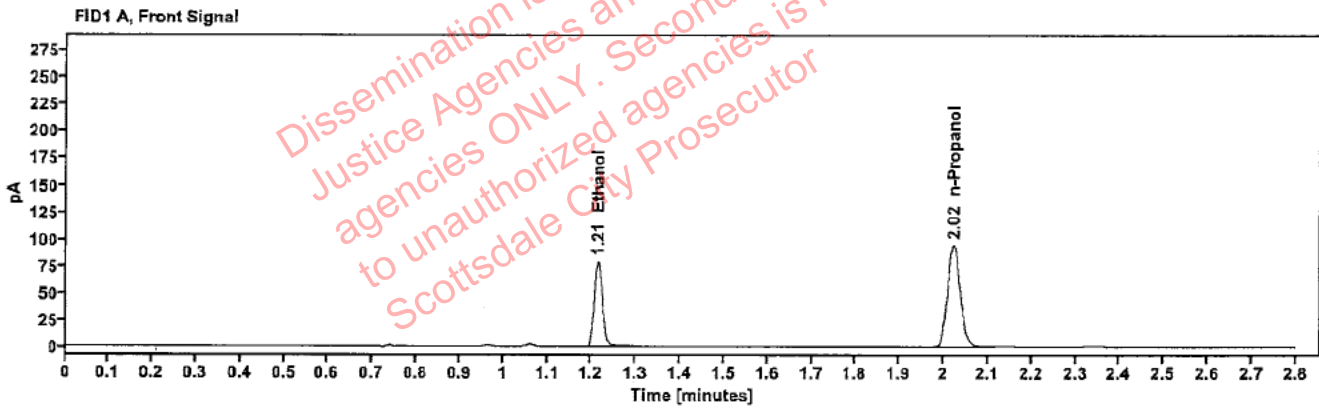


Table 1: FID 1 A (column DB-ALC1)

Compound	Amount (g/100mL)	Time (min)	Peak Area
>Ethanol	0.1522	1.214	101.096
n-Propanol	—	2.022	188.245

Table 2: FID 2 B (column DB-ALC2)

Compound	Time (min)	Peak Area
Ethanol	1.363	110.820
n-Propanol	2.445	204.167

Scottsdale Police Department Crime Lab Volatiles Analysis

Sample:	2409493-2	Vial:	49
Description:	[REDACTED]	LIMS ID:	[REDACTED]
Method:	ethanol quant.M	Sequence:	14May24
Instrument:	US14173023 CN14160045	Injection date:	5/14/2024 6:28:49 PM
Data file:	C:\Chem32\1\Data\14May24\49.D	Analyst:	Brooke

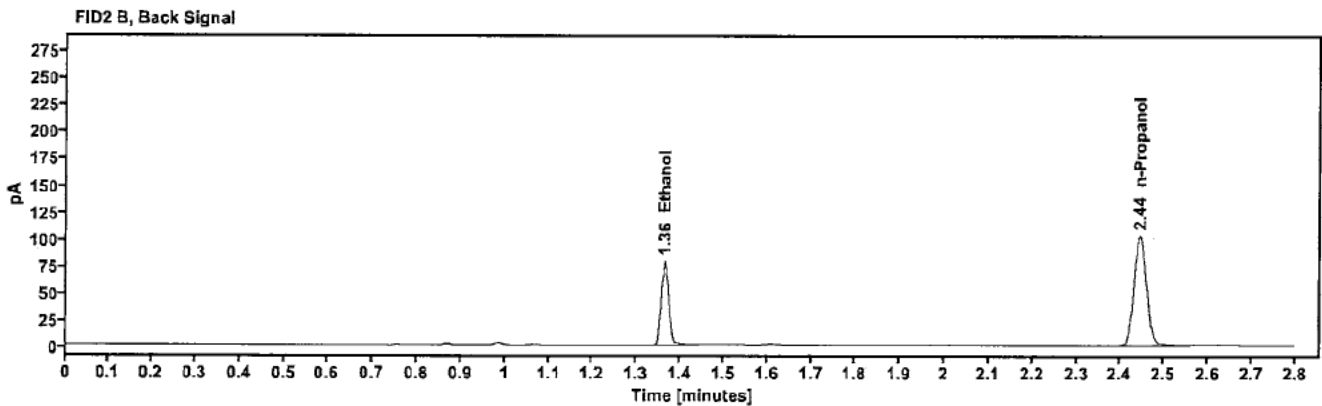
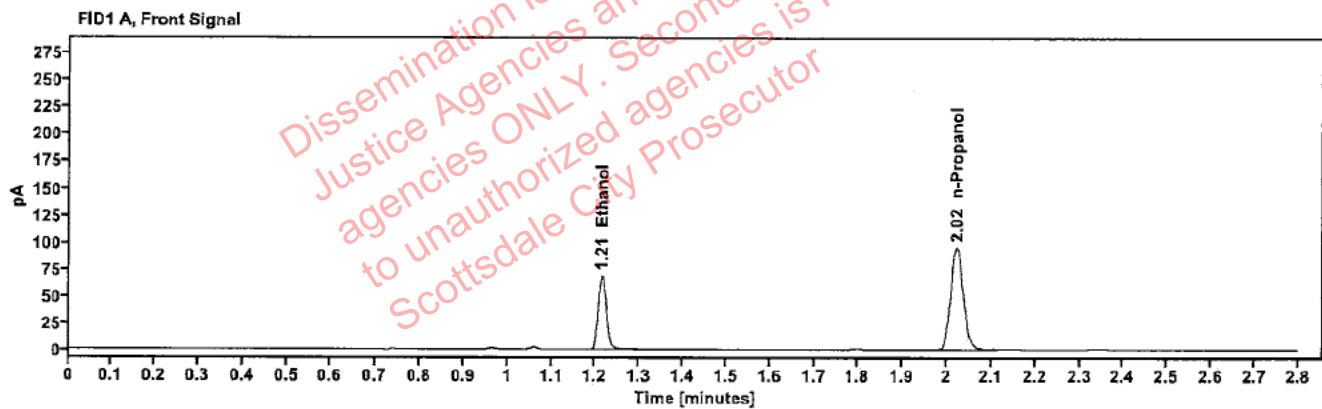


Table 1: FID 1 A (column DB-ALC1)

Compound	Amount (g/100mL)	Time (min)	Peak Area
>Ethanol	0.1305	1.214	87.363
n-Propanol	---	2.022	189.655

Table 2: FID 2 B (column DB-ALC2)

Compound	Time (min)	Peak Area
Ethanol	1.363	95.667
n-Propanol	2.445	205.970

[REDACTED]: Brooke, Phillip - (15-May-2024)

Case: [REDACTED] User: pbrooke 5/15/2024

Scottsdale Police Department Crime Lab Volatiles Analysis

Sample:	2409493-2	Vial:	50
Description:	[REDACTED]	LIMS ID:	[REDACTED]
Method:	ethanol quant.M	Sequence:	14May24
Instrument:	US14173023 CN14160045	Injection date:	5/14/2024 6:32:48 PM
Data file:	C:\Chem32\1\Data\14May24\50.D	Analyst:	Brooke

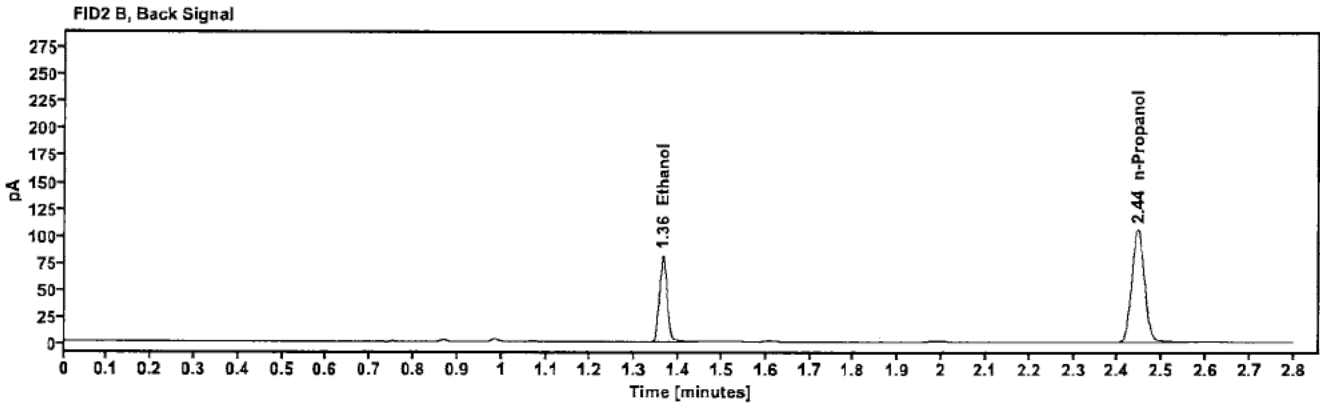
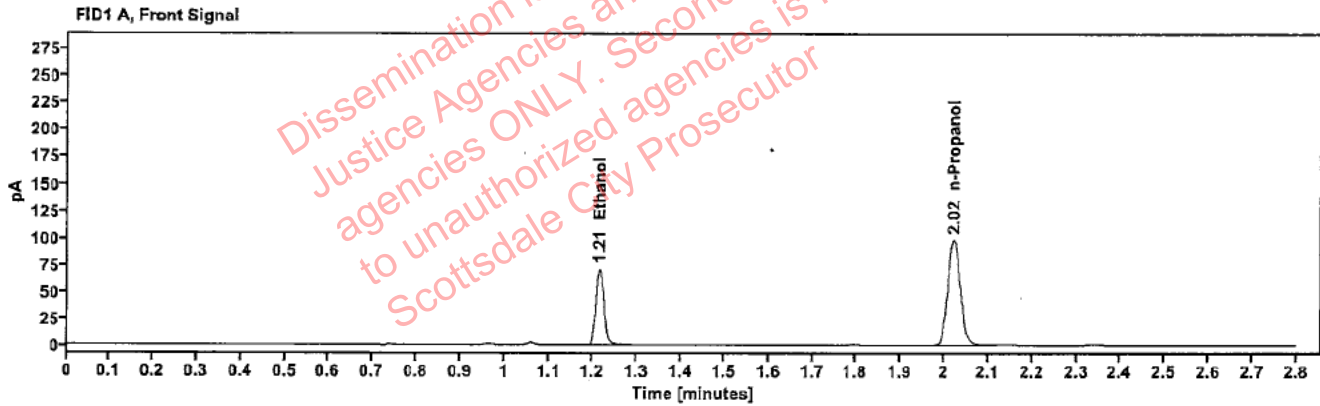


Table 1: FID 1 A (column DB-ALC1)

Compound	Amount (g/100mL)	Time (min)	Peak Area
>Ethanol	0.1314	1.214	90.662
n-Propanol	-----	2.022	195.537

Table 2: FID 2 B (column DB-ALC2)

Compound	Time (min)	Peak Area
Ethanol	1.363	99.333
n-Propanol	2.445	212.278

[REDACTED] : Brooke, Phillip - (15-May-2024)

Case: [REDACTED] User: pbrooke 5/15/2024

Scottsdale Police Department Crime Lab Volatiles Analysis

Sample:	2409604-2	Vial:	51
Description:	[REDACTED]	LIMS ID:	[REDACTED]
Method:	ethanol quant.M	Sequence:	14May24
Instrument:	US14173023 CN14160045	Injection date:	5/14/2024 6:36:49 PM
Data file:	C:\Chem32\1\Data\14May24\51.D	Analyst:	Brooke

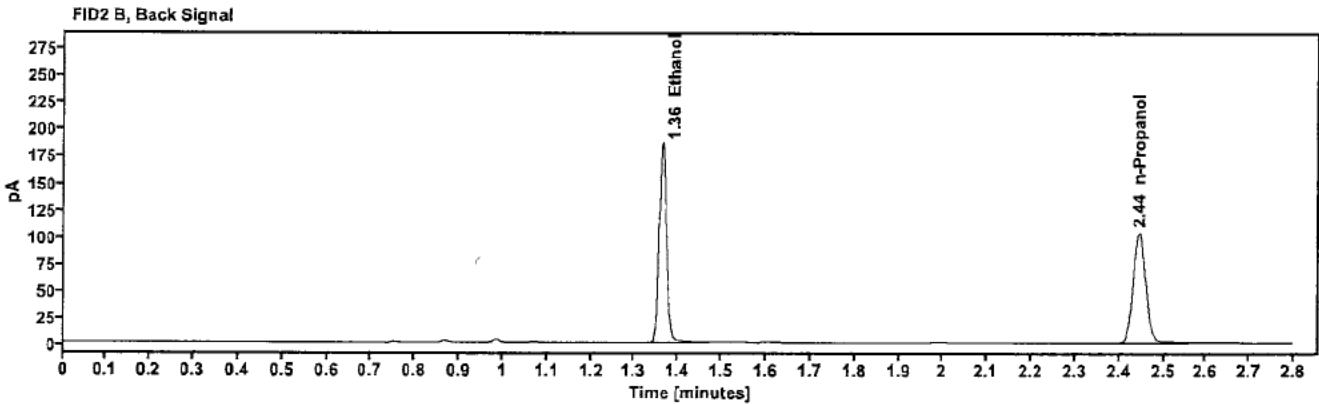
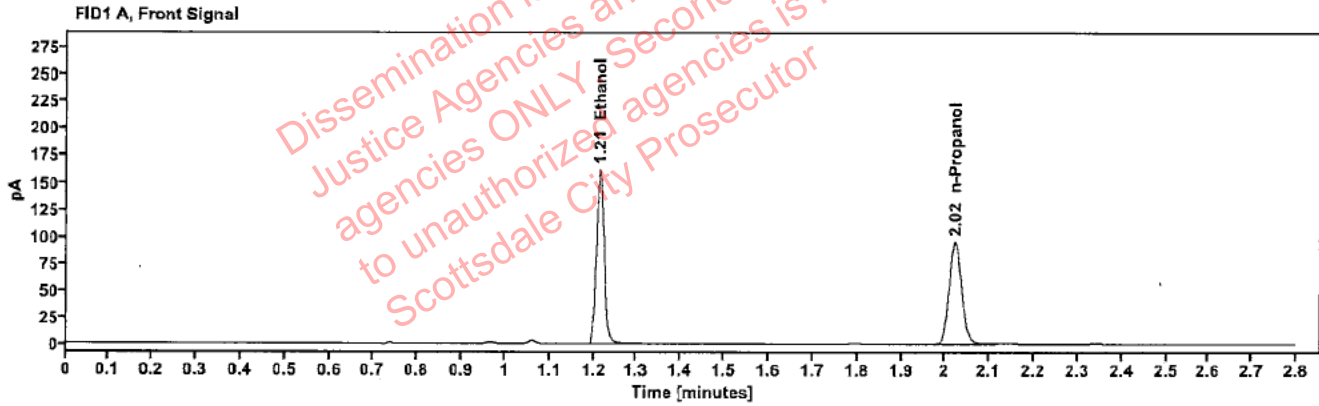


Table 1: FID 1 A (column DB-ALC1)

Compound	Amount (g/100mL)	Time (min)	Peak Area
>Ethanol	0.3095	1.214	206.946
n-Propanol	---	2.022	189.825

Table 2: FID 2 B (column DB-ALC2)

Compound	Time (min)	Peak Area
Ethanol	1.363	228.901
n-Propanol	2.445	205.856

[REDACTED]: Brooke, Phillip - (15-May-2024)

Case: [REDACTED] User: pbrooke 5/15/2024

Scottsdale Police Department Crime Lab Volatiles Analysis

Sample:	2409604-2	Vial:	52
Description:	[REDACTED]	LIMS ID:	[REDACTED]
Method:	ethanol quant.M	Sequence:	14May24
Instrument:	US14173023 CN14160045	Injection date:	5/14/2024 6:40:49 PM
Data file:	C:\Chem32\1\Data\14May24\52.D	Analyst:	Brooke

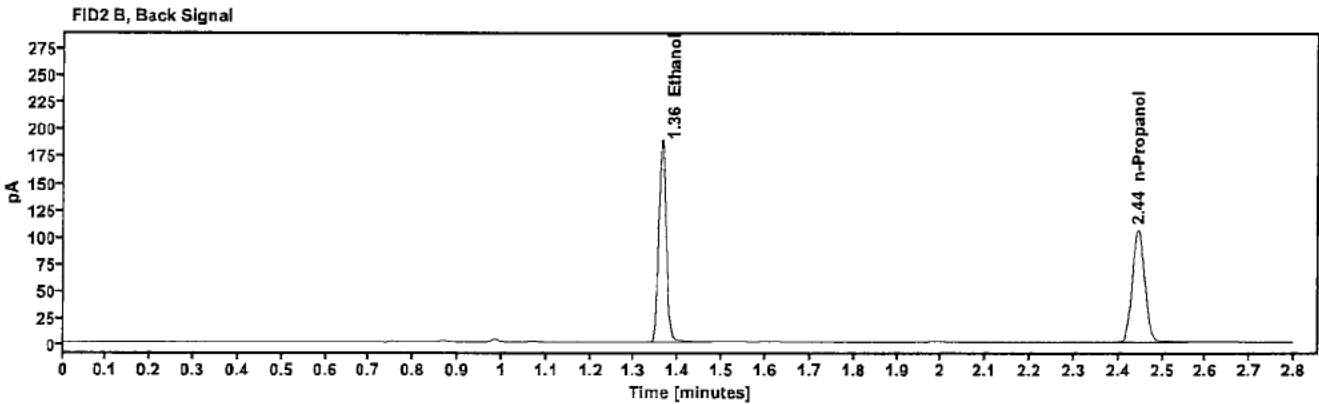
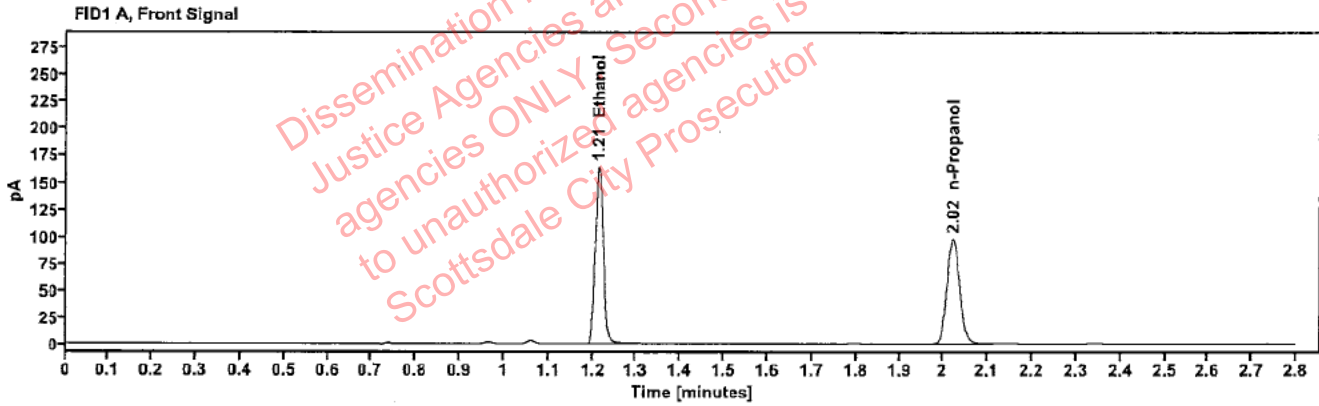


Table 1: FID 1 A (column DB-ALC1)

Compound	Amount (g/100mL)	Time (min)	Peak Area
>Ethanol	0.3075	1.214	209.908
n-Propanol	---	2.022	193.759

Table 2: FID 2 B (column DB-ALC2)

Compound	Time (min)	Peak Area
Ethanol	1.363	232.300
n-Propanol	2.445	210.188

[REDACTED]: Brooke, Phillip - (15-May-2024)

Case: [REDACTED] User: pbrooke 5/15/2024

Scottsdale Police Department Crime Lab Volatiles Analysis

Sample:	2323323-2	Vial:	54
Description:	[REDACTED]	LIMS ID:	[REDACTED]
Method:	ethanol quant.M	Sequence:	14May24
Instrument:	US14173023 CN14160045	Injection date:	5/14/2024 6:48:49 PM
Data file:	C:\Chem32\1\Data\14May24\54.D	Analyst:	Brooke

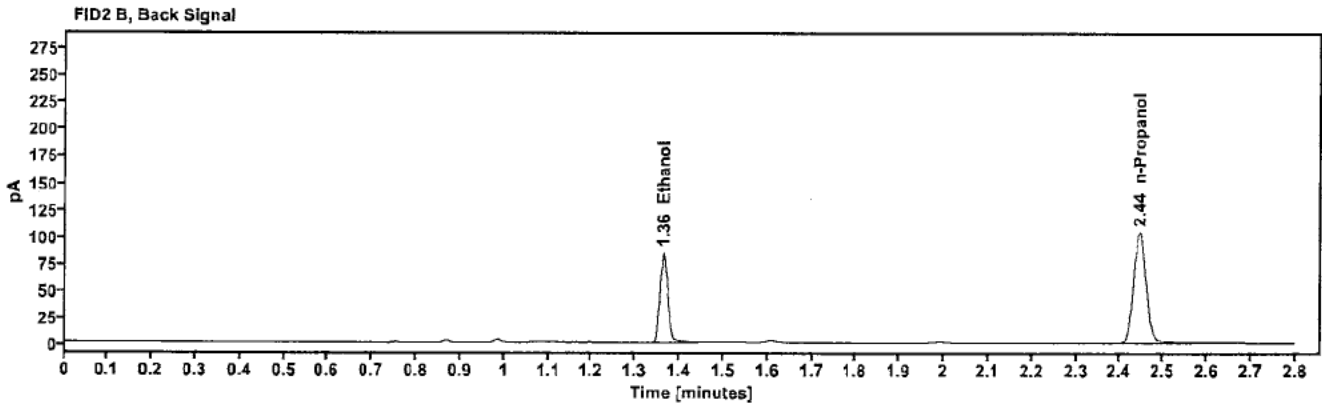
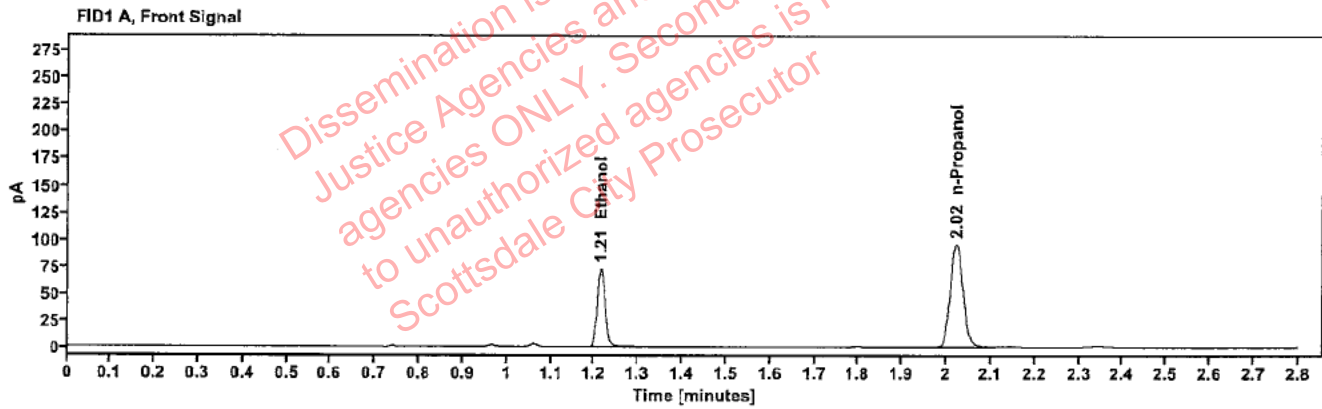


Table 1: FID 1 A (column DB-ALC1)

Compound	Amount (g/100mL)	Time (min)	Peak Area
>Ethanol	0.1388	1.215	93.492
n-Propanol	---	2.022	190.816

Table 2: FID 2 B (column DB-ALC2)

Compound	Time (min)	Peak Area
Ethanol	1.364	102.526
n-Propanol	2.445	207.595

Scottsdale Police Department Crime Lab Volatiles Analysis

Sample:	2323323-2	Vial:	55
Description:	[REDACTED]	LIMS ID:	[REDACTED]
Method:	ethanol quant.M	Sequence:	14May24
Instrument:	US14173023 CN14160045	Injection date:	5/14/2024 6:53:04 PM
Data file:	C:\Chem32\1\Data\14May24\55.D	Analyst:	Brooke

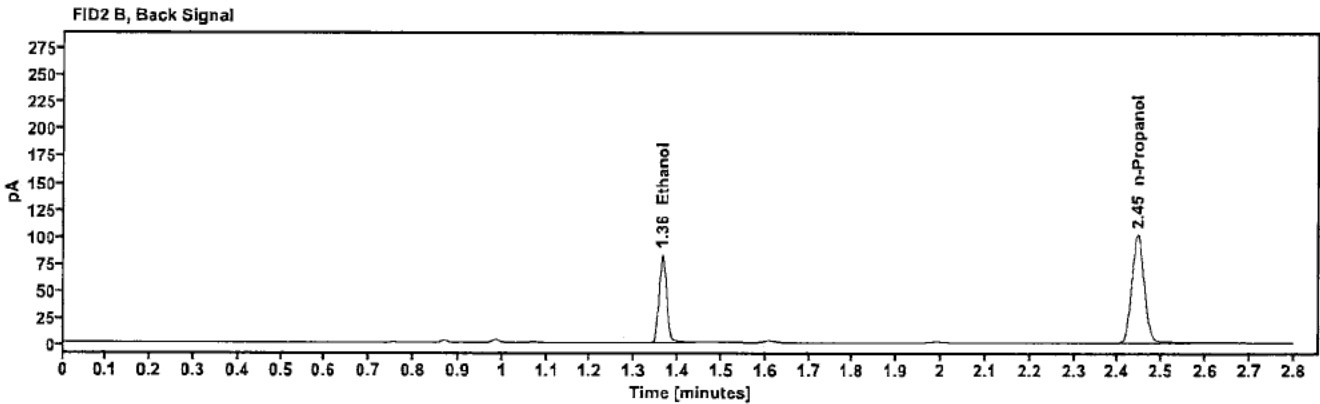
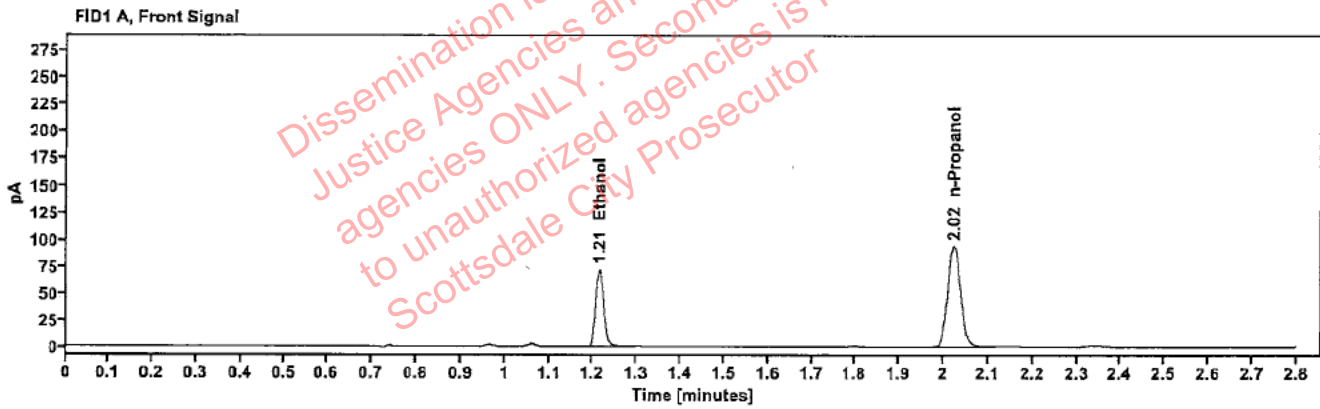


Table 1: FID 1 A (column DB-ALC1)

Compound	Amount (g/100mL)	Time (min)	Peak Area
>Ethanol	0.1395	1.215	92.125
n-Propanol	-----	2.022	187.113

Table 2: FID 2 B (column DB-ALC2)

Compound	Time (min)	Peak Area
Ethanol	1.364	100.875
n-Propanol	2.445	203.339

[REDACTED] : Brooke, Phillip - (15-May-2024)

Case: [REDACTED] ser: pbrooke 5/15/2024

Scottsdale Police Department Crime Lab Volatiles Analysis

Sample:	2409868-1	Vial:	56
Description:	[REDACTED]	LIMS ID:	[REDACTED]
Method:	ethanol quant.M	Sequence:	14May24
Instrument:	US14173023 CN14160045	Injection date:	5/14/2024 6:57:04 PM
Data file:	C:\Chem32\1\Data\14May24\56.D	Analyst:	Brooke

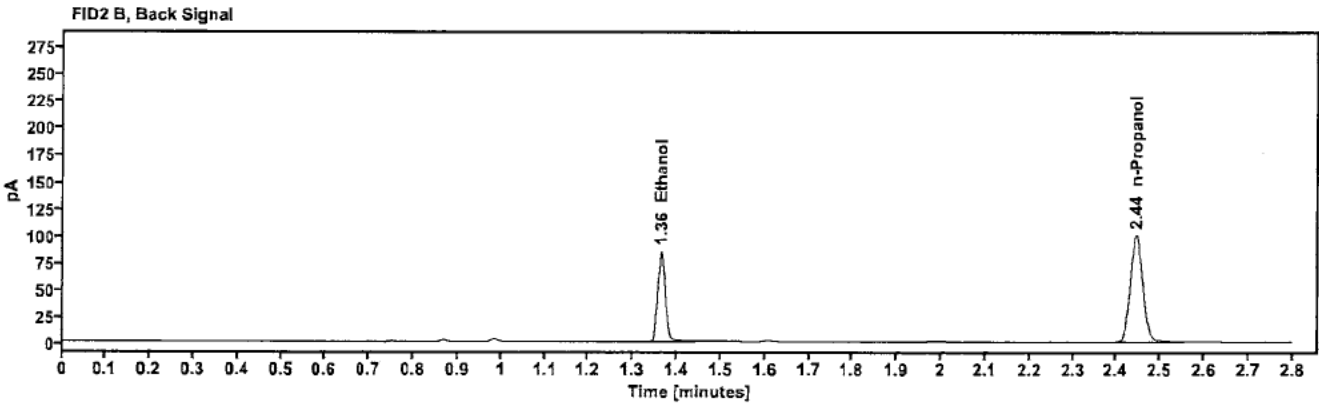
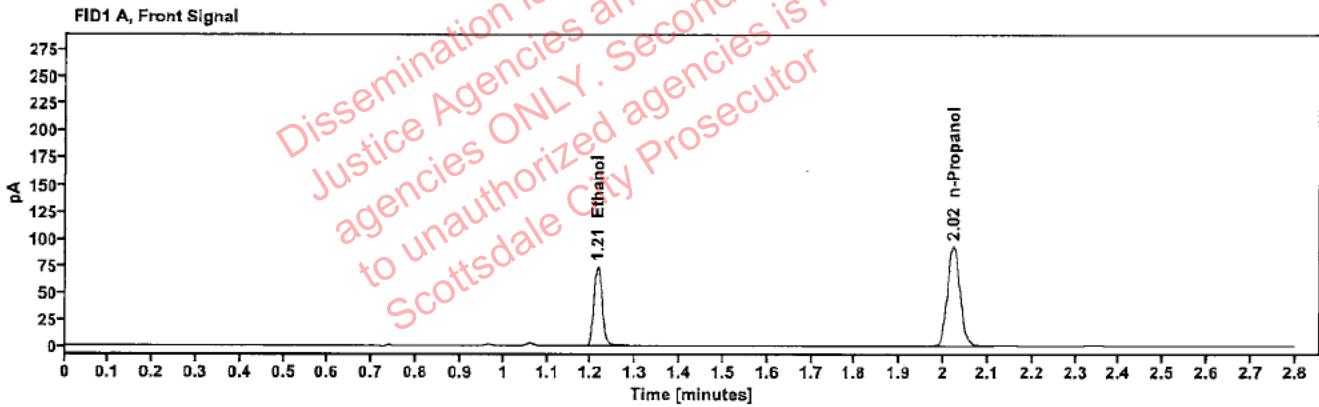


Table 1: FID 1 A (column DB-ALC1)

Compound	Amount (g/100mL)	Time (min)	Peak Area
>Ethanol	0.1450	1.214	94.373
n-Propanol	---	2.022	184.454

Table 2: FID 2 B (column DB-ALC2)

Compound	Time (min)	Peak Area
Ethanol	1.363	103.503
n-Propanol	2.445	199.797

Scottsdale Police Department Crime Lab Volatiles Analysis

Sample:	2409868-1	Vial:	57
Description:	[REDACTED]	LIMS ID:	[REDACTED]
Method:	ethanol quant.M	Sequence:	14May24
Instrument:	US14173023 CN14160045	Injection date:	5/14/2024 7:01:04 PM
Data file:	C:\Chem32\1\Data\14May24\57.D	Analyst:	Brooke

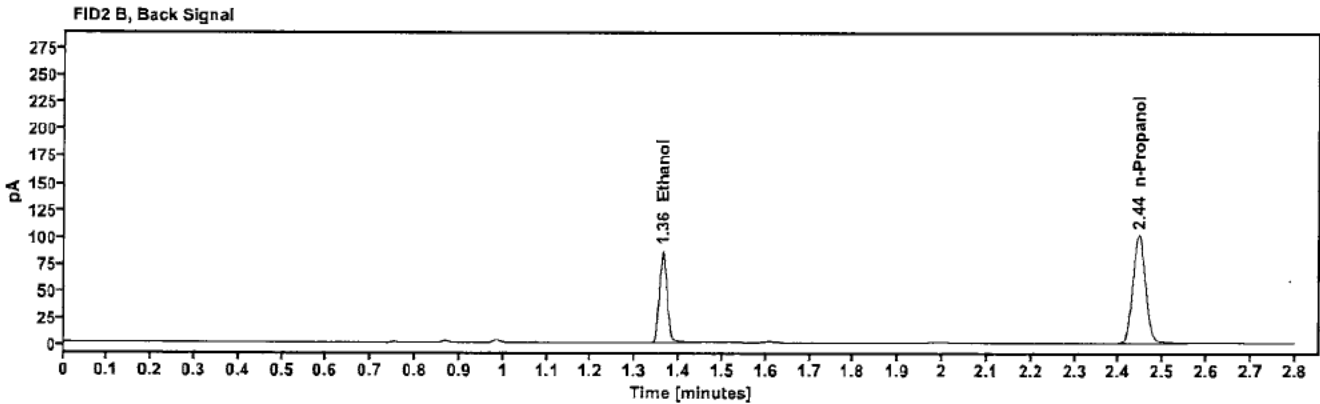
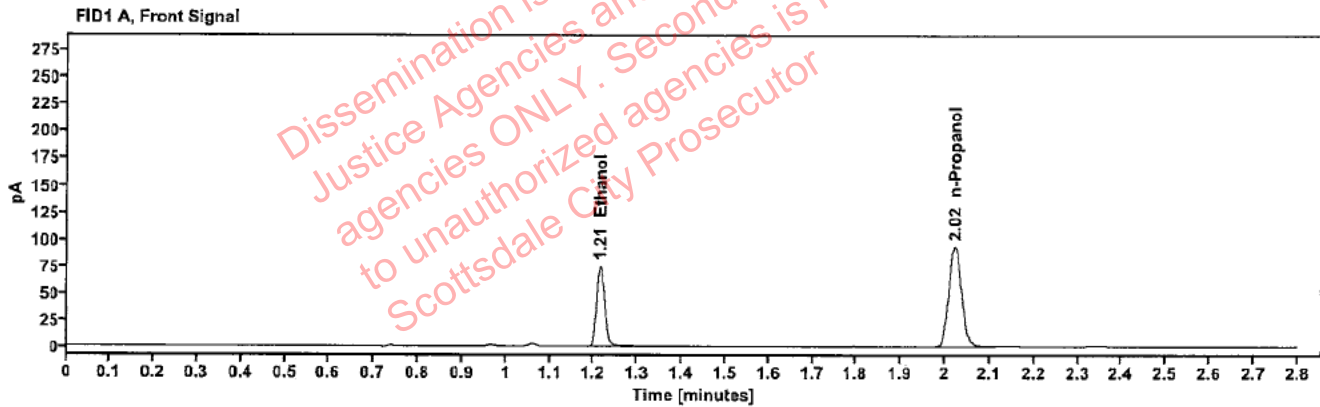


Table 1: FID 1 A (column DB-ALC1)

Compound	Amount (g/100mL)	Time (min)	Peak Area
>Ethanol	0.1457	1.214	95.668
n-Propanol	-----	2.022	186.120

Table 2: FID 2 B (column DB-ALC2)

Compound	Time (min)	Peak Area
Ethanol	1.363	104.904
n-Propanol	2.445	201.831

[REDACTED]: Brooke, Phillip - (15-May-2024)

Case: [REDACTED] User: pbrooke 5/15/2024

Scottsdale Police Department Crime Lab Volatiles Analysis

Sample:	2409869-1	Vial:	58
Description:	[REDACTED]	LIMS ID:	[REDACTED]
Method:	ethanol quant.M	Sequence:	14May24
Instrument:	US14173023 CN14160045	Injection date:	5/14/2024 7:05:03 PM
Data file:	C:\Chem32\1\Data\14May24\58.D	Analyst:	Brooke

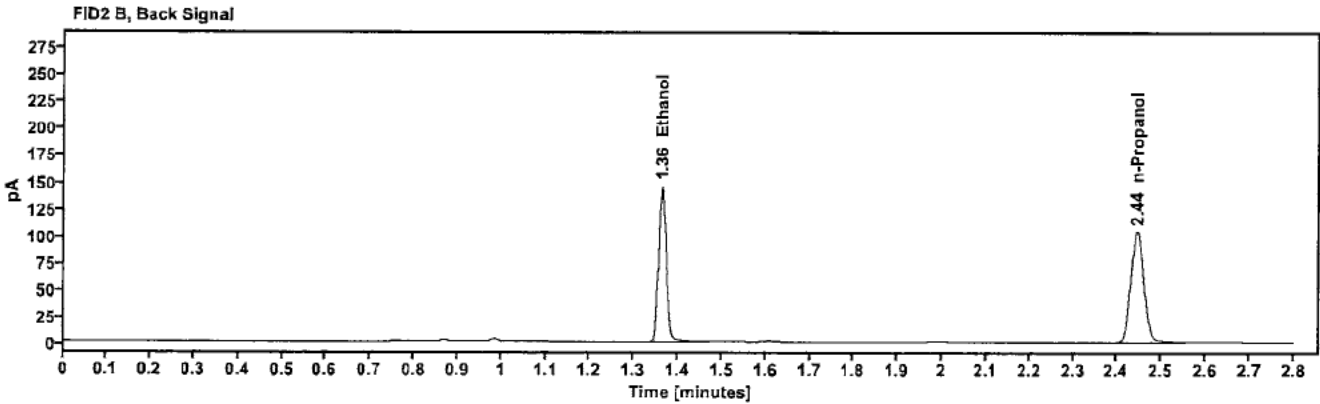
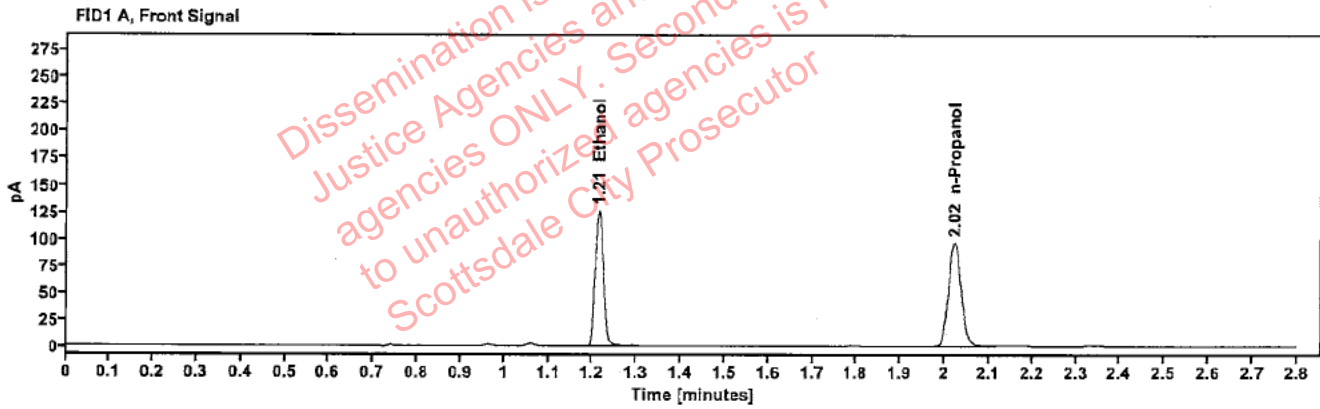


Table 1: FID 1 A (column DB-ALC1)

Compound	Amount (g/100mL)	Time (min)	Peak Area
>Ethanol	0.2389	1.214	161.357
n-Propanol	---	2.022	191.667

Table 2: FID 2 B (column DB-ALC2)

Compound	Time (min)	Peak Area
Ethanol	1.363	178.582
n-Propanol	2.445	207.357

[REDACTED]: Brooke, Phillip - (15-May-2024)

Case: [REDACTED] User: pbrooke 5/15/2024

Scottsdale Police Department Crime Lab Volatiles Analysis

Sample:	2409869-1	Vial:	59
Description:	[REDACTED]	LIMS ID:	[REDACTED]
Method:	ethanol quant.M	Sequence:	14May24
Instrument:	US14173023 CN14160045	Injection date:	5/14/2024 7:09:04 PM
Data file:	C:\Chem32\1\Data\14May24\59.D	Analyst:	Brooke

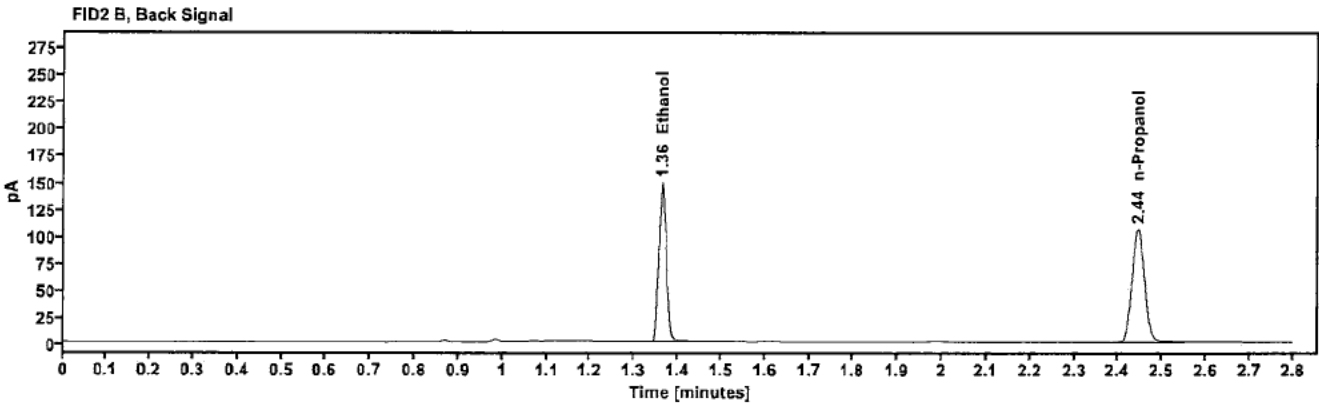
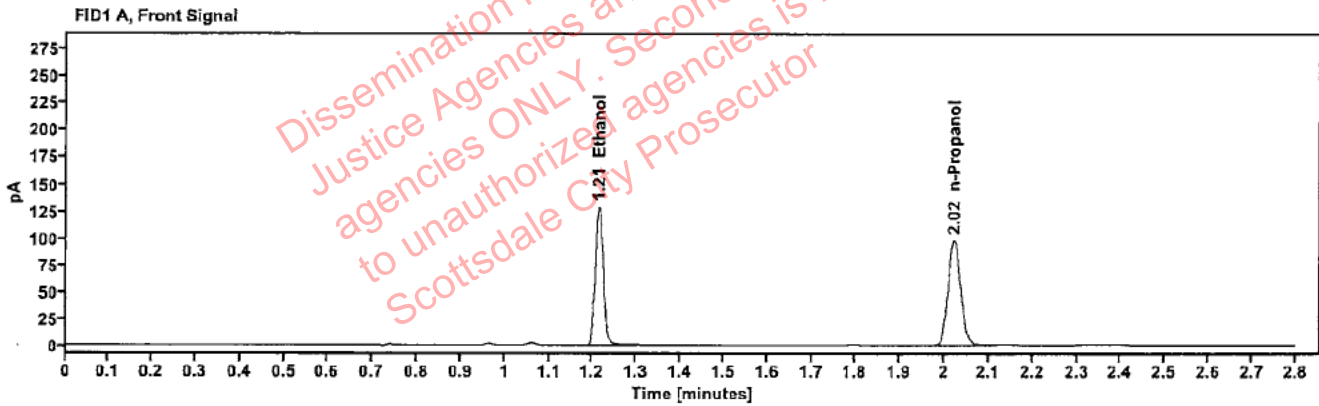


Table 1: FID 1 A (column DB-ALC1)

Compound	Amount (g/100mL)	Time (min)	Peak Area
>Ethanol	0.2399	1.214	164.641
n-Propanol	---	2.022	194.739

Table 2: FID 2 B (column DB-ALC2)

Compound	Time (min)	Peak Area
Ethanol	1.363	181.526
n-Propanol	2.445	210.720

[REDACTED]: Brooke, Phillip - (15-May-2024)

Case: [REDACTED] User: pbrooke 5/15/2024

Scottsdale Police Department Crime Lab Volatiles Analysis

Sample:	2409354-2	Vial:	60
Description:	[REDACTED]	LIMS ID:	[REDACTED]
Method:	ethanol quant.M	Sequence:	14May24
Instrument:	US14173023 CN14160045	Injection date:	5/14/2024 7:13:04 PM
Data file:	C:\Chem32\1\Data\14May24\60.D	Analyst:	Brooke

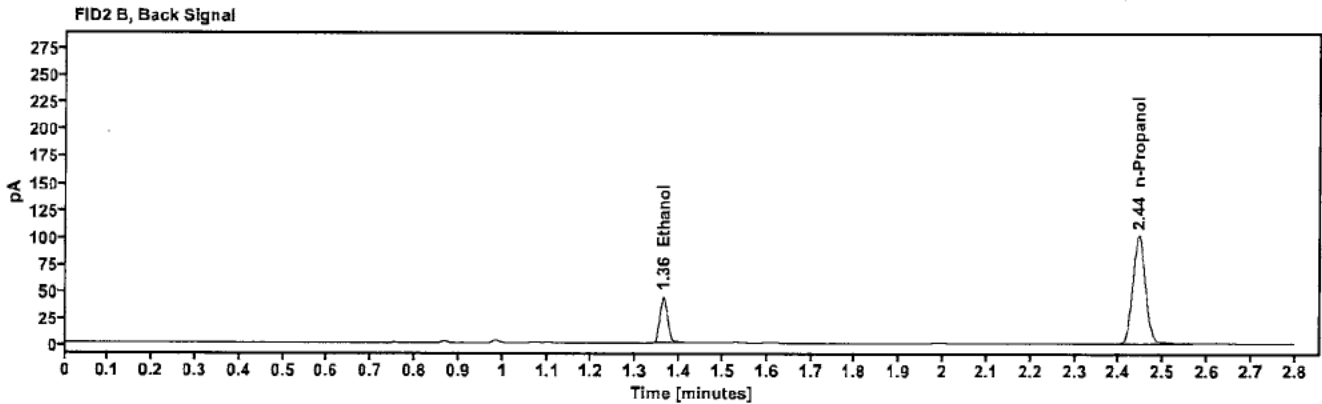
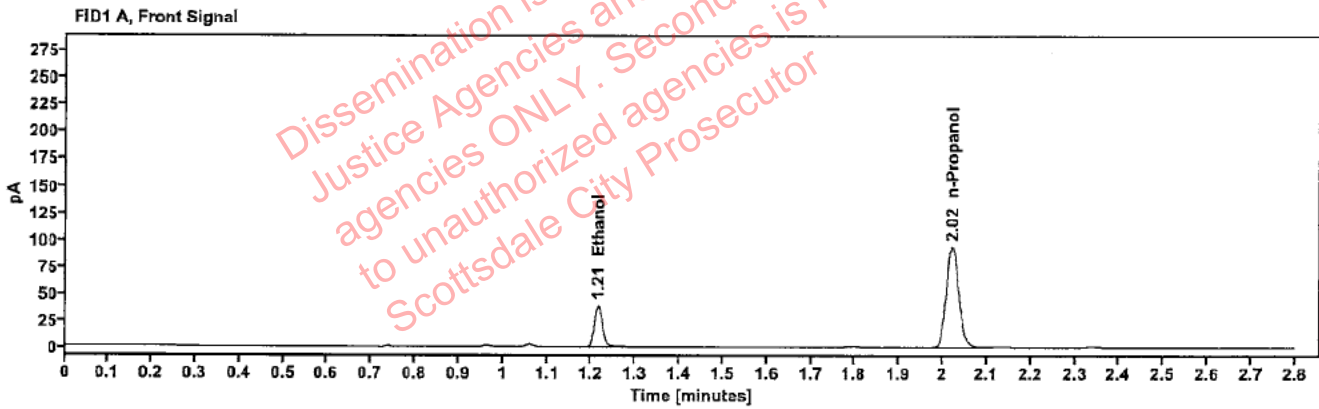


Table 1: FID 1 A (column DB-ALC1)

Compound	Amount (g/100mL)	Time (min)	Peak Area
>Ethanol	0.0747	1.214	49.263
n-Propanol	---	2.021	186.470

Table 2: FID 2 B (column DB-ALC2)

Compound	Time (min)	Peak Area
Ethanol	1.363	53.859
n-Propanol	2.444	202.608

Scottsdale Police Department Crime Lab Volatiles Analysis

Sample:	2409354-2	Vial:	61
Description:	[REDACTED]	LIMS ID:	[REDACTED]
Method:	ethanol quant.M	Sequence:	14May24
Instrument:	US14173023 CN14160045	Injection date:	5/14/2024 7:17:19 PM
Data file:	C:\Chem32\1\Data\14May24\61.D	Analyst:	Brooke

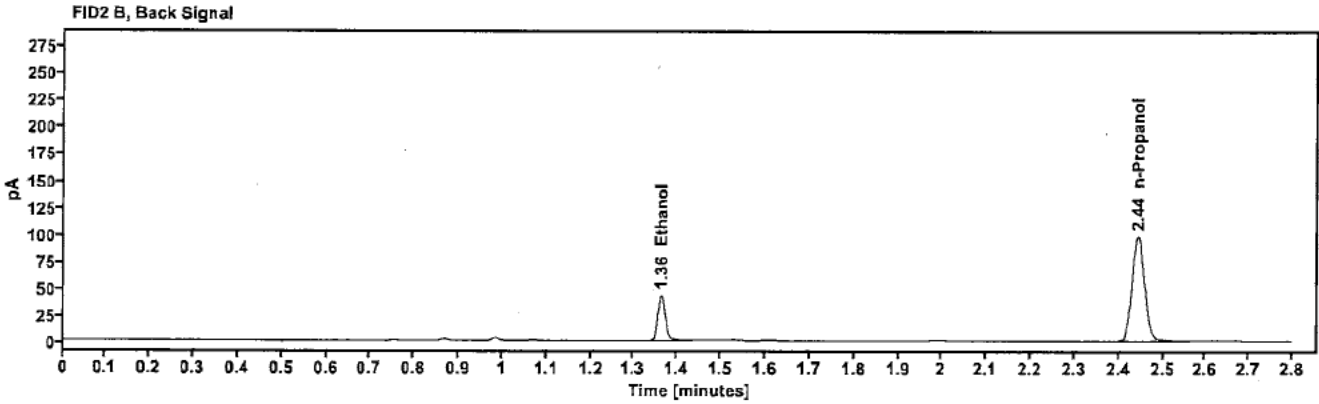
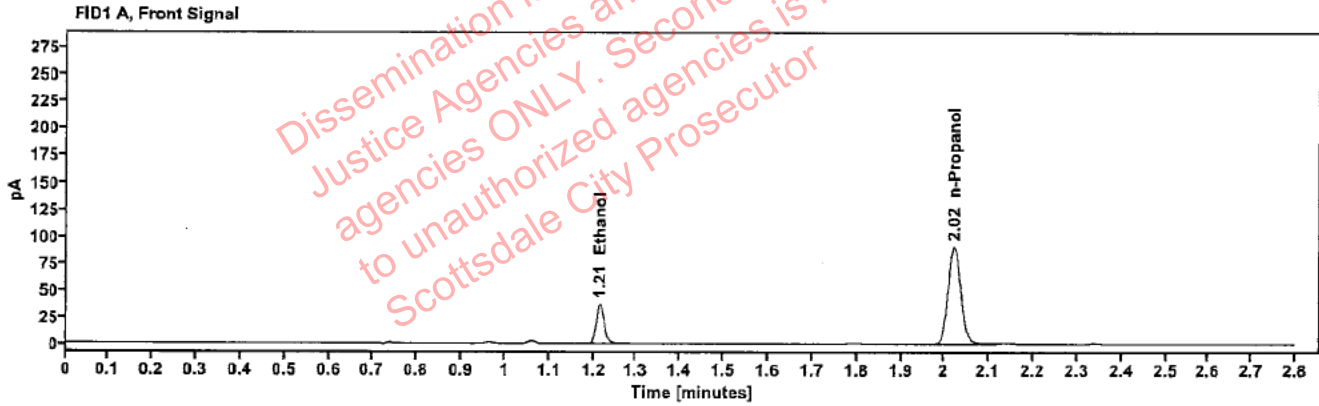


Table 1: FID 1 A (column DB-ALC1)

Compound	Amount (g/100mL)	Time (min)	Peak Area
>Ethanol	0.0742	1.215	47.417
n-Propanol	-----	2.021	180.664

Table 2: FID 2 B (column DB-ALC2)

Compound	Time (min)	Peak Area
Ethanol	1.363	51.717
n-Propanol	2.444	196.072

[REDACTED]: Brooke, Phillip - (15-May-2024)

Case: [REDACTED] User: pbrooke 5/15/2024

Scottsdale Police Department Crime Lab Volatiles Analysis

Sample:	2410189-1	Vial:	62
Description:	[REDACTED]	LIMS ID:	[REDACTED]
Method:	ethanol quant.M	Sequence:	14May24
Instrument:	US14173023 CN14160045	Injection date:	5/14/2024 7:21:19 PM
Data file:	C:\Chem32\1\Data\14May24\62.D	Analyst:	Brooke

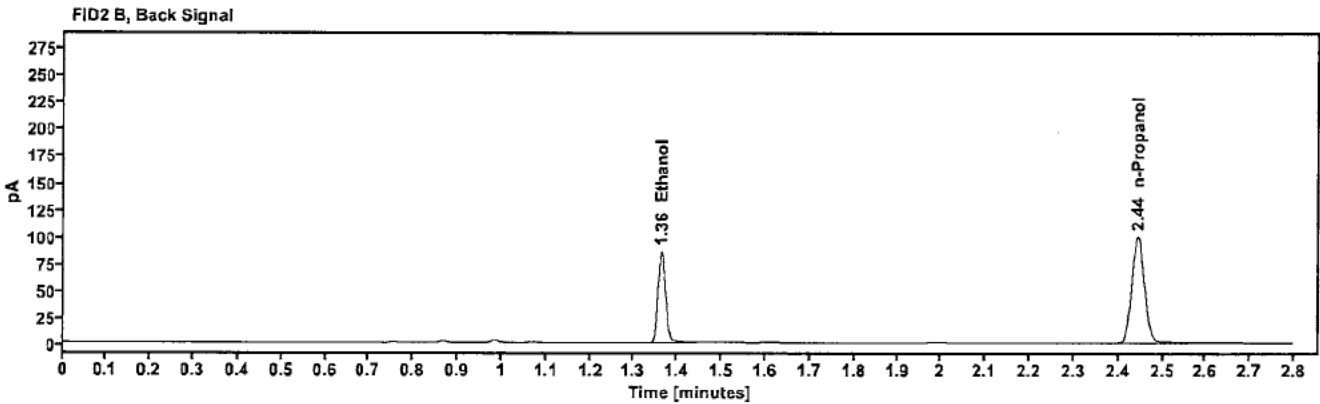
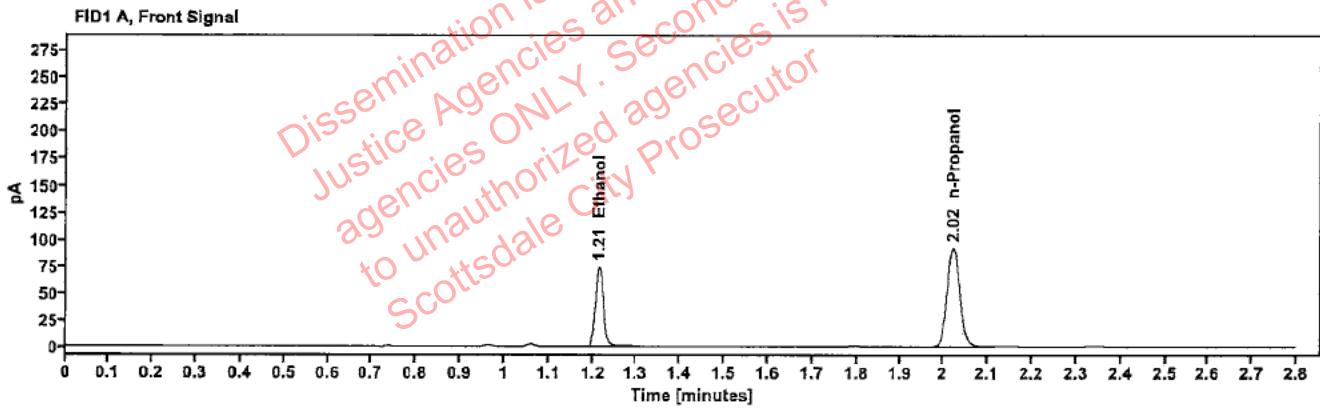


Table 1: FID 1 A (column DB-ALC1)

Compound	Amount (g/100mL)	Time (min)	Peak Area
>Ethanol	0.1463	1.214	94.909
n-Propanol	-----	2.021	183.858

Table 2: FID 2 B (column DB-ALC2)

Compound	Time (min)	Peak Area
Ethanol	1.363	103.999
n-Propanol	2.444	199.449

Scottsdale Police Department Crime Lab Volatiles Analysis

Sample:	2410189-1	Vial:	63
Description:	[REDACTED]	LIMS ID:	[REDACTED]
Method:	ethanol quant.M	Sequence:	14May24
Instrument:	US14173023 CN14160045	Injection date:	5/14/2024 7:25:19 PM
Data file:	C:\Chem32\1\Data\14May24\63.D	Analyst:	Brooke

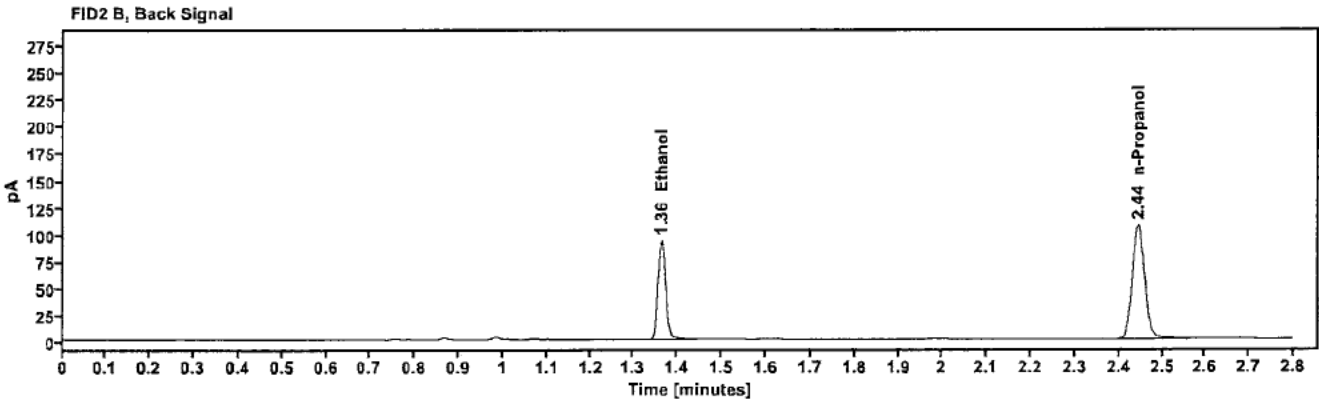
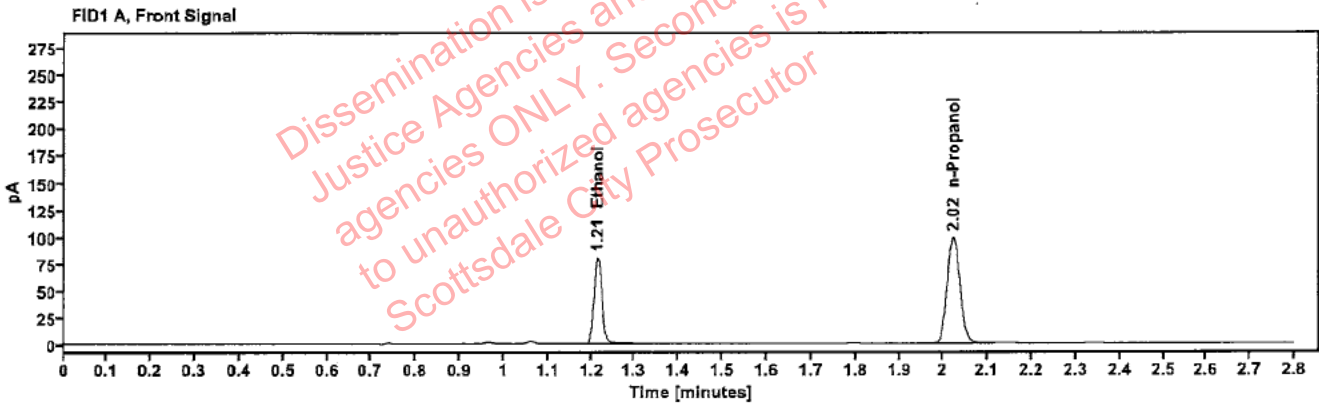


Table 1: FID 1 A (column DB-ALC1)

Compound	Amount (g/100mL)	Time (min)	Peak Area
>Ethanol	0.1487	1.214	103.027
n-Propanol	---	2.022	196.302

Table 2: FID 2 B (column DB-ALC2)

Compound	Time (min)	Peak Area
Ethanol	1.363	112.857
n-Propanol	2.445	213.223