

# SCOTTSDALE POLICE DEPARTMENT CRIME LABORATORY BLOOD ALCOHOL FACE SHEET

ANALYSIS DATE 6/4/2024 SEQUENCE NAME 04Jun24

**EQUIPMENT**

Pipettor  Hamilton ML600EH7497  Hamilton ML600EA20851  
 Gas Chromatograph  Agilent US14173023

**INSTRUMENT CALIBRATION**

Vial 1 0.02 calibrator Lot FN03122113 Coefficient of determination (r<sup>2</sup>)  
 Vial 2 0.10 calibrator Lot FN03072301 0.99988  
 Vial 3 0.20 calibrator Lot FN03132302  
 Vial 4 0.40 calibrator Lot FN03052102

**CALIBRATION VERIFICATION AND RESOLUTION TEST**

Vial	Sample	Expected result	Measured result	Manufacturer/lot
5	Blank	Not detected	Not detected	SPD lab 011823WB
6	Volatiles mixture	6 compounds	6 compounds	SPD lab 050721MIX
7	Aqueous control	0.400 g/dL	0.400 g/dL	Lipomed 30012020-A
8	Aqueous control	0.040 g/dL	0.042 g/dL	Lipomed 14082019-B
9	Blood control	0.199 g/dL	0.201 g/dL	ACQ 4110320133/11
20	Aqueous control	0.100 g/dL	0.100 g/dL	Lipomed 25052023-A
31	Blood control	0.199 g/dL	0.202 g/dL	ACQ 4110320133/11
42	Aqueous control	0.100 g/dL	0.099 g/dL	Lipomed 25052023-A
53	Blood control	0.199 g/dL	0.204 g/dL	ACQ 4110320133/11
64	Aqueous control	0.400 g/dL	0.400 g/dL	Lipomed 30012020-A
65	Aqueous control	0.040 g/dL	0.041 g/dL	Lipomed 14082019-B
66	Blood control	0.199 g/dL	0.201 g/dL	ACQ 4110320133/11
67	Blank	Not detected	Not detected	SPD lab 032824AQ

**SUBJECT SAMPLES**

Subjects in the sequence 21 Subjects requiring reanalysis 0

**ADDITIONAL NOTES:** All testing proceeded as expected. The run also included four proficiency samples.

Run valid  Run invalid  Miss Bow Analyst  
 Run valid  Run invalid  Alan Abbott Technical Reviewer

# Scottsdale Police Department Crime Laboratory Sequence Quality Assurance Summary

BS

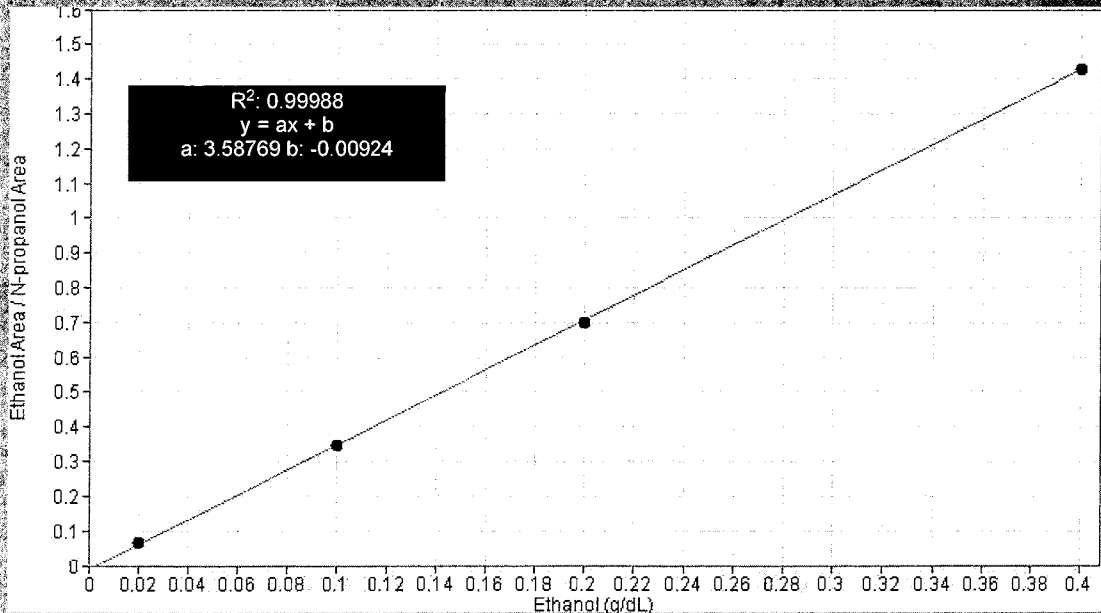
SEQUENCE NAME: 04Jun24

ANALYST: Brooke

Sample Name	Vial	Measured Value (g/dL)	Expected Value (g/dL)	Percent Difference	Absolute Difference (g/dL)
blank 011823WB	5	negative	negative	-	-
0.400 30012020-A	7	0.400	0.400	0.00	0.000
0.040 14082019-B	8	0.042	0.040	5.00	0.002
0.199 4110320133/11	9	0.201	0.199	1.01	0.002
0.100 25052023-A	20	0.100	0.100	0.00	0.000
0.199 4110320133/11	31	0.202	0.199	1.51	0.003
0.100 25052023-A	42	0.099	0.100	1.00	-0.001
0.199 4110320133/11	53	0.204	0.199	2.51	0.005
0.400 30012020-A	64	0.400	0.400	0.00	0.000
0.040 14082019-B	65	0.041	0.040	2.50	0.001
0.199 4110320133/11	66	0.201	0.199	1.01	0.002
blank 032824AQ	67	negative	negative	-	-

Calibrator	Ethanol Area	N-propanol Area	Ratio
0.020	11.744	172.244	0.068
0.100	61.219	175.963	0.348
0.200	120.989	172.848	0.700
0.400	252.066	176.255	1.430

**Calibration Line**



# Scottsdale Police Department Crime Lab Volatiles Analysis

YB

<b>Sample:</b> FN03122113	<b>Vial:</b> 1
<b>Description:</b> 0.020 calibrator	<b>Sequence:</b> 04Jun24
<b>Method:</b> ethanol quant.M	<b>Injection date:</b> 6/4/2024 2:48:40 PM
<b>Instrument:</b> US14173023 CN14160045	<b>Analyst:</b> Brooke
<b>Data file:</b> C:\Chem32\1\Data\04Jun24\1.D	

Dissemination is restricted to Criminal Justice Agencies and authorized agencies ONLY. Secondary dissemination to unauthorized agencies is PROHIBITED. Scottsdale City Prosecutor

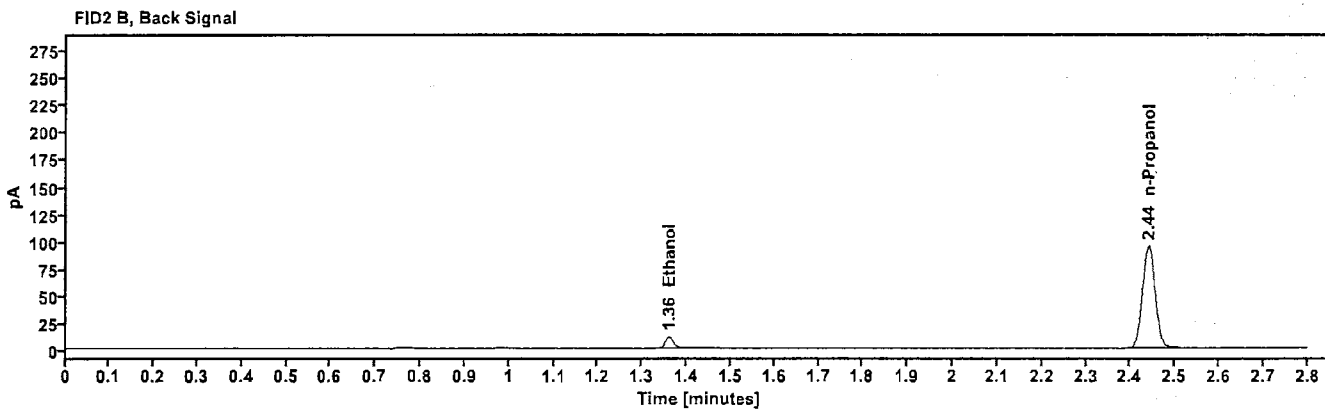
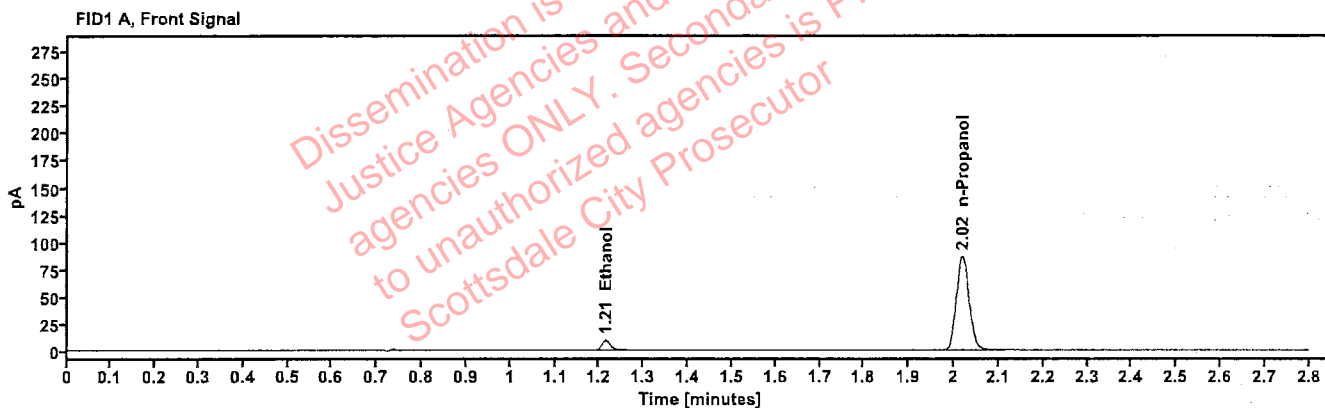


Table 1: FID 1 A (column DB-ALC1)

Compound	Time (min)	Peak Area
Ethanol	1.214	11.744
n-Propanol	2.019	172.244

Table 2: FID 2 B (column DB-ALC2)

Compound	Time (min)	Peak Area
Ethanol	1.360	12.823
n-Propanol	2.440	187.511

# Scottsdale Police Department Crime Lab Volatiles Analysis

AP

<b>Sample:</b> FN03072301	<b>Vial:</b> 2
<b>Description:</b> 0.100 calibrator	<b>Sequence:</b> 04Jun24
<b>Method:</b> ethanol quant.M	<b>Injection date:</b> 6/4/2024 2:52:40 PM
<b>Instrument:</b> US14173023 CN14160045	<b>Analyst:</b> Brooke
<b>Data file:</b> C:\Chem32\1\Data\04Jun24\2.D	

Dissemination is restricted to Criminal Justice Agencies and authorized agencies ONLY. Secondary dissemination to unauthorized agencies is PROHIBITED. Scottsdale City Prosecutor

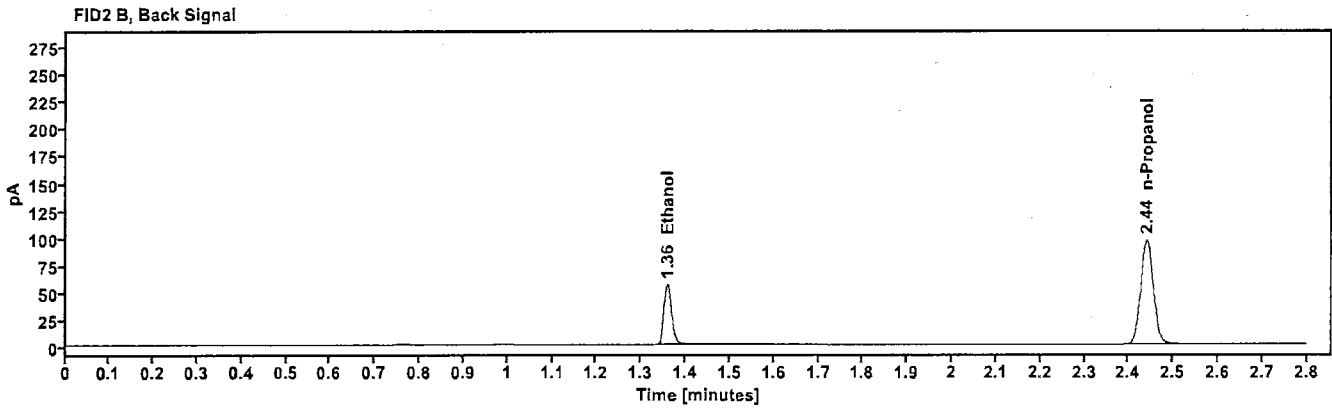
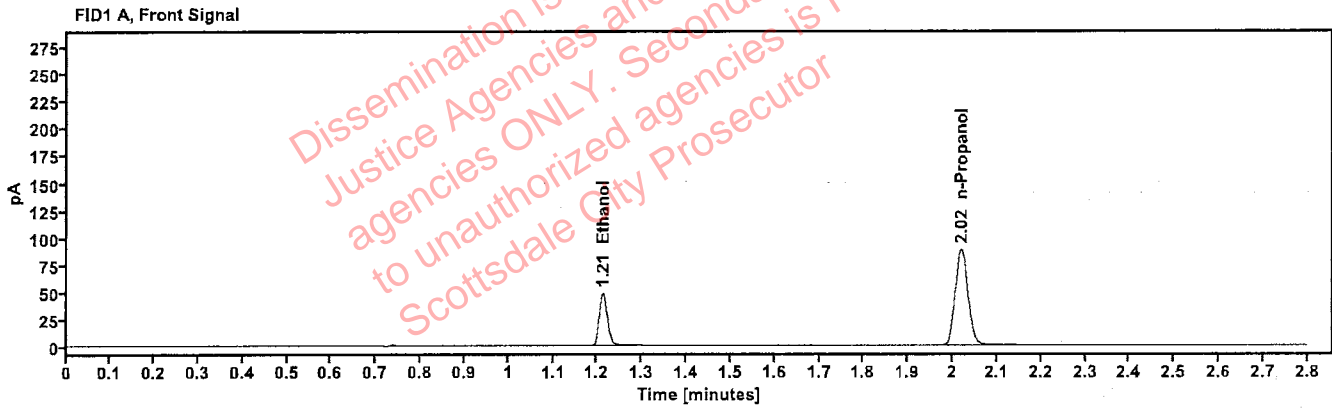


Table 1: FID 1 A (column DB-ALC1)

Compound	Time (min)	Peak Area
Ethanol	1.212	61.219
n-Propanol	2.019	175.963

Table 2: FID 2 B (column DB-ALC2)

Compound	Time (min)	Peak Area
Ethanol	1.359	67.187
n-Propanol	2.440	191.287

# Scottsdale Police Department Crime Lab Volatiles Analysis

YAB

<b>Sample:</b> FN03132302	<b>Vial:</b> 3
<b>Description:</b> 0.200 calibrator	<b>Sequence:</b> 04Jun24
<b>Method:</b> ethanol quant.M	<b>Injection date:</b> 6/4/2024 2:56:40 PM
<b>Instrument:</b> US14173023 CN14160045	<b>Analyst:</b> Brooke
<b>Data file:</b> C:\Chem32\1\Data\04Jun24\3.D	

Dissemination is restricted to Criminal Justice Agencies and authorized agencies ONLY. Secondary dissemination to unauthorized agencies is PROHIBITED. Scottsdale City Prosecutor

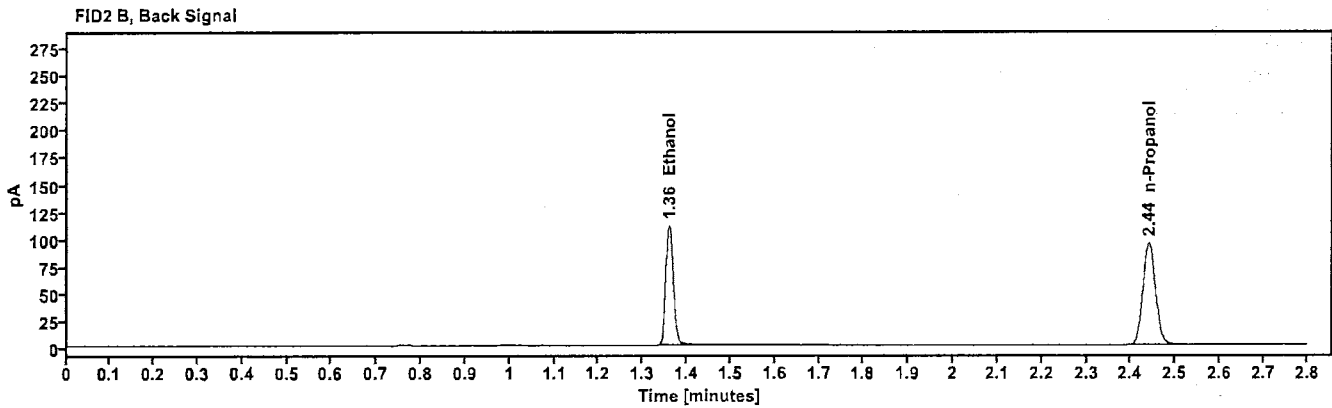
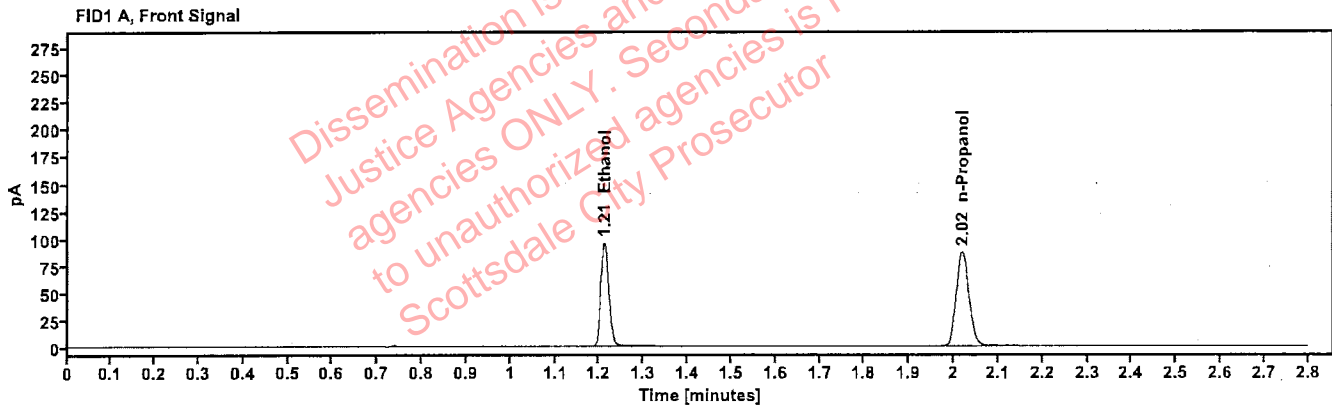


Table 1: FID 1 A (column DB-ALC1)

Compound	Time (min)	Peak Area
Ethanol	1.211	120.989
n-Propanol	2.019	172.848

Table 2: FID 2 B (column DB-ALC2)

Compound	Time (min)	Peak Area
Ethanol	1.359	132.855
n-Propanol	2.440	187.949

# Scottsdale Police Department Crime Lab Volatiles Analysis

13

<b>Sample:</b> FN03052102	<b>Vial:</b> 4
<b>Description:</b> 0.400 calibrator	<b>Sequence:</b> 04Jun24
<b>Method:</b> ethanol quant.M	<b>Injection date:</b> 6/4/2024 3:00:41 PM
<b>Instrument:</b> US14173023 CN14160045	<b>Analyst:</b> Brooke
<b>Data file:</b> C:\Chem32\1\Data\04Jun24\4.D	

Dissemination is restricted to Criminal Justice Agencies and authorized agencies ONLY. Secondary dissemination to unauthorized agencies is PROHIBITED. Scottsdale City Prosecutor

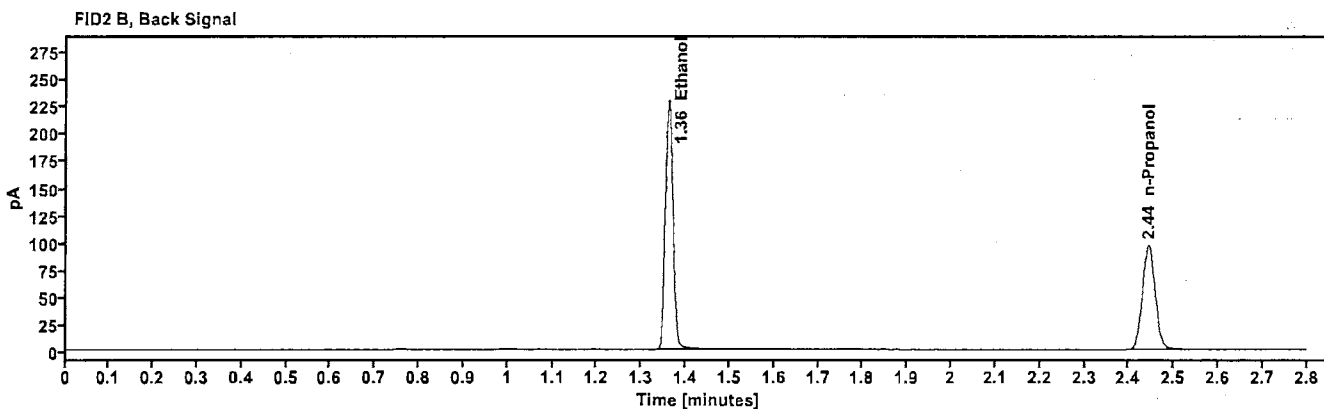
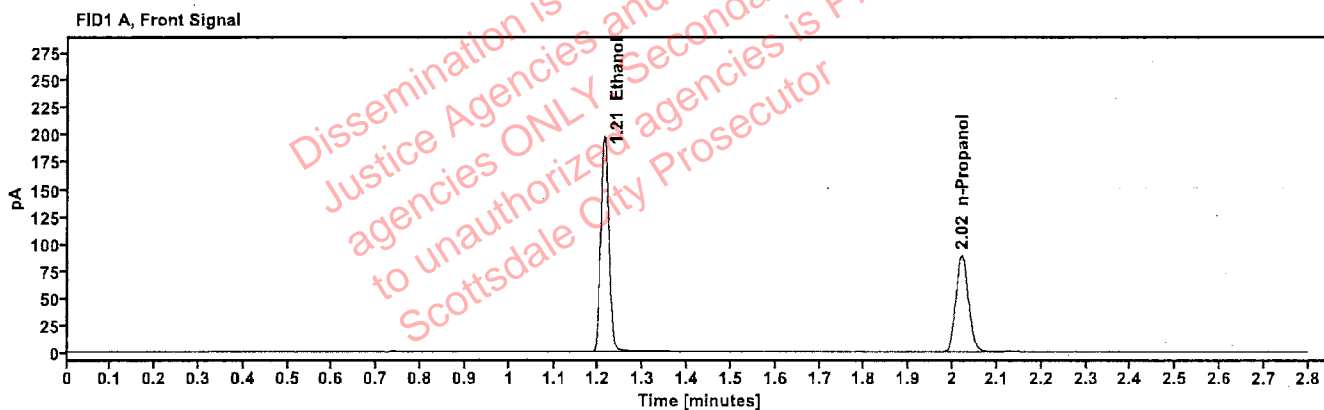


Table 1: FID 1 A (column DB-ALC1)

Compound	Time (min)	Peak Area
Ethanol	1.212	252.066
n-Propanol	2.021	176.255

Table 2: FID 2 B (column DB-ALC2)

Compound	Time (min)	Peak Area
Ethanol	1.361	277.716
n-Propanol	2.443	191.426

# Scottsdale Police Department Crime Lab Volatiles Analysis

PB

<b>Sample:</b>	011823WB	<b>Vial:</b>	5
<b>Description:</b>	Negative	<b>LIMS ID:</b>	
<b>Method:</b>	ethanol quant.M	<b>Sequence:</b>	04Jun24
<b>Instrument:</b>	US14173023 CN14160045	<b>Injection date:</b>	6/4/2024 3:04:41 PM
<b>Data file:</b>	C:\Chem32\1\Data\04Jun24\5.D	<b>Analyst:</b>	Brooke

Dissemination is restricted to Criminal Justice Agencies and authorized agencies ONLY. Secondary dissemination to unauthorized agencies is PROHIBITED. Scottsdale City Prosecutor

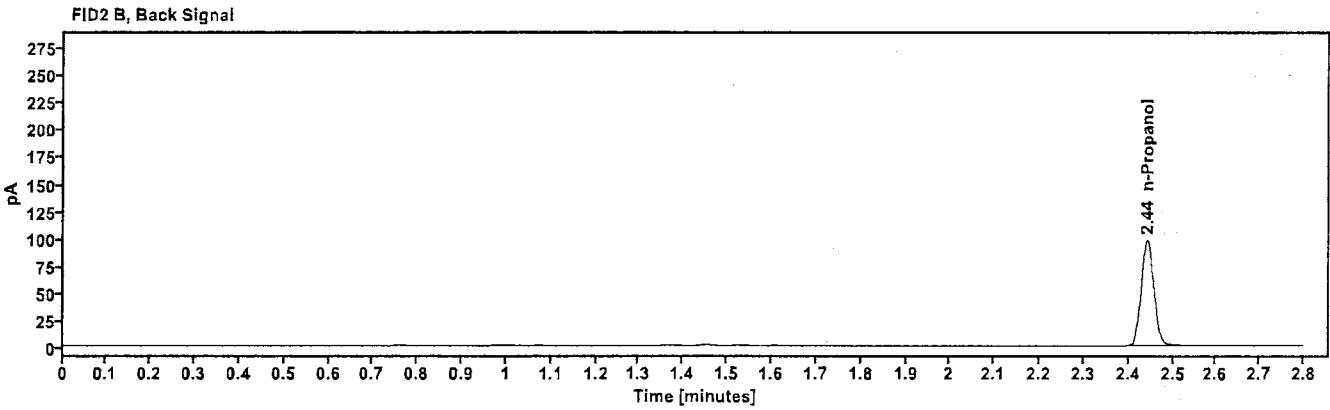
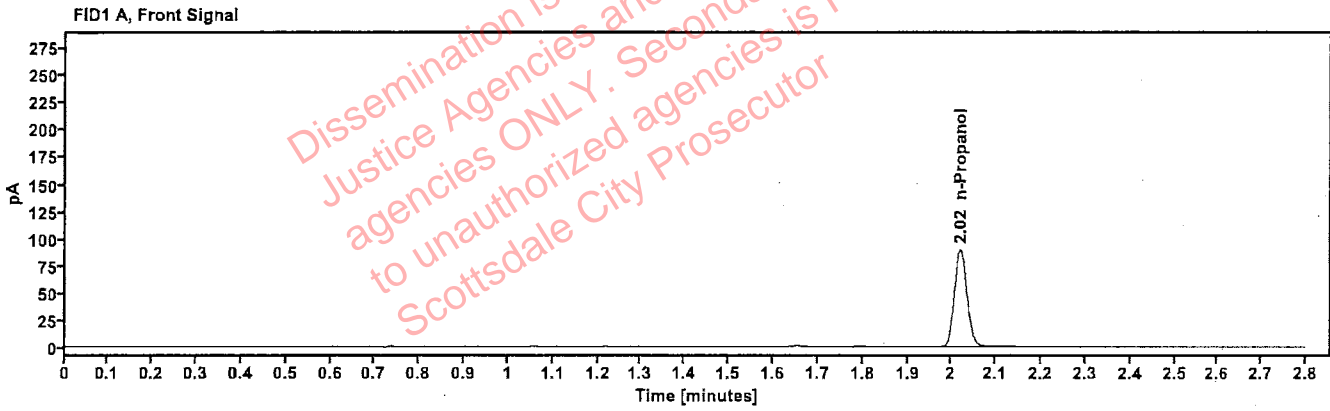


Table 1: FID 1 A (column DB-ALC1)

Compound	Amount (g/100mL)	Time (min)	Peak Area
n-Propanol	—	2.020	178.115

Table 2: FID 2 B (column DB-ALC2)

Compound	Time (min)	Peak Area
n-Propanol	2.442	193.365

# Scottsdale Police Department Crime Lab Volatiles Analysis

PB

<b>Sample:</b> 050721MIX	<b>Vial:</b> 6
<b>Description:</b> Volatiles mix	<b>LIMS ID:</b>
<b>Method:</b> ethanol quant.M	<b>Sequence:</b> 04Jun24
<b>Instrument:</b> US14173023 CN14160045	<b>Injection date:</b> 6/4/2024 3:08:40 PM
<b>Data file:</b> C:\Chem32\1\Data\04Jun24\6.D	<b>Analyst:</b> Brooke

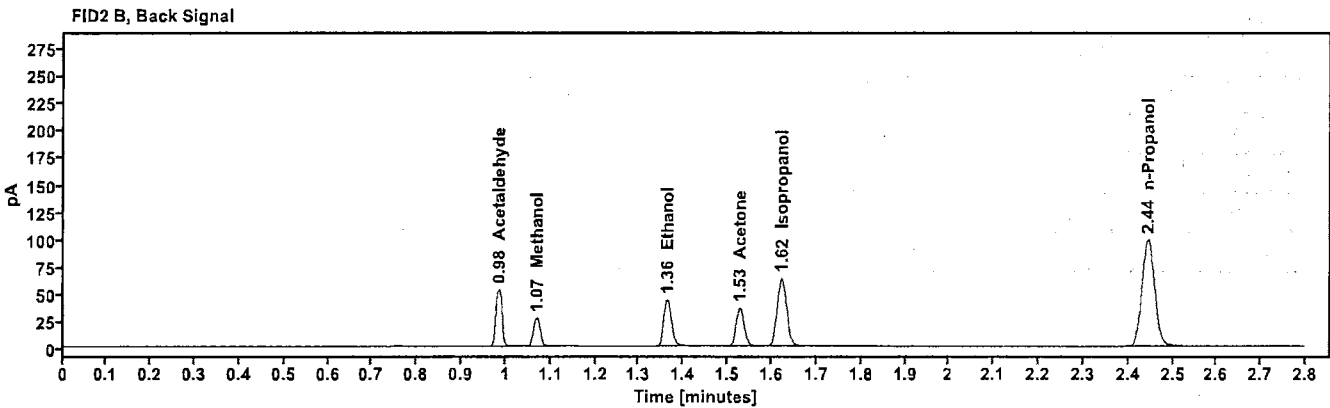
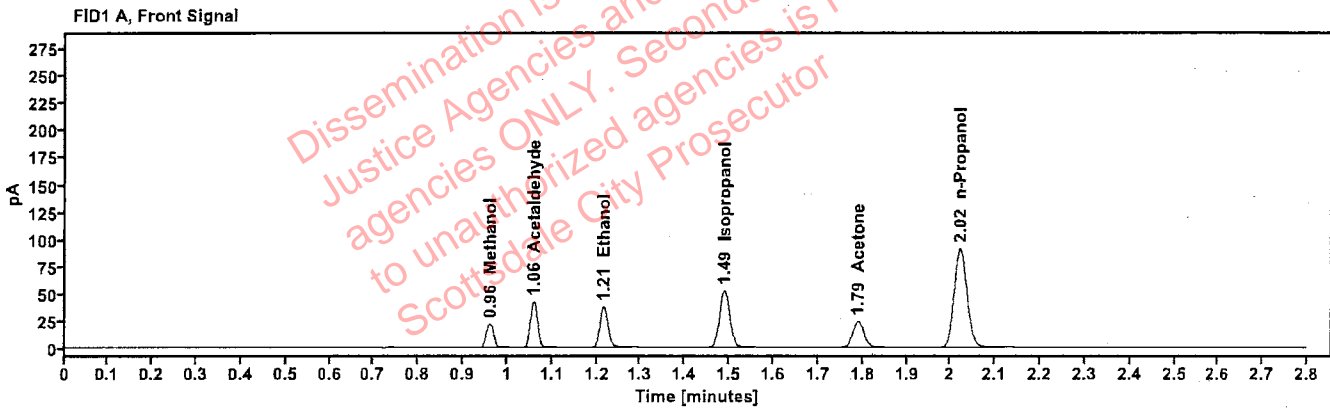


Table 1: FID 1 A (column DB-ALC1)

Compound	Amount (g/100mL)	Time (min)	Peak Area
Methanol	-----	0.961	25.043
Acetaldehyde	-----	1.058	45.815
>Ethanol	0.0757	1.215	47.507
Isopropanol	-----	1.488	83.638
Acetone	-----	1.789	41.388
n-Propanol	-----	2.022	181.072

Table 2: FID 2 B (column DB-ALC2)

Compound	Time (min)	Peak Area
Acetaldehyde	0.984	51.297
Methanol	1.068	27.962
Ethanol	1.364	52.140
Acetone	1.527	45.694
Isopropanol	1.622	92.396
n-Propanol	2.444	196.539



# Scottsdale Police Department Crime Lab Volatiles Analysis

YB

Sample:	30012020-A	Vial:	7
Description:	0.400	LIMS ID:	
Method:	ethanol quant.M	Sequence:	04Jun24
Instrument:	US14173023 CN14160045	Injection date:	6/4/2024 3:12:56 PM
Data file:	C:\Chem32\1\Data\04Jun24\7.D	Analyst:	Brooke

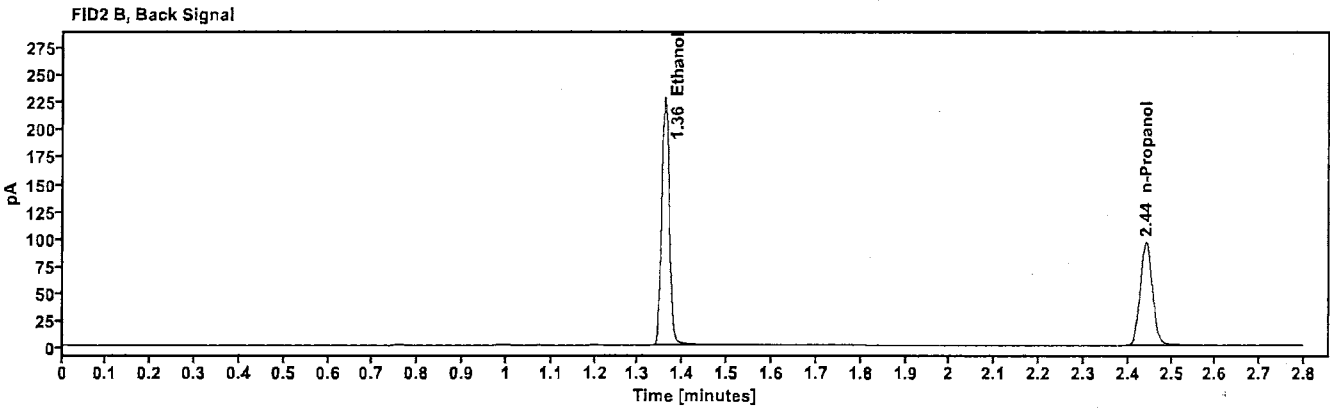
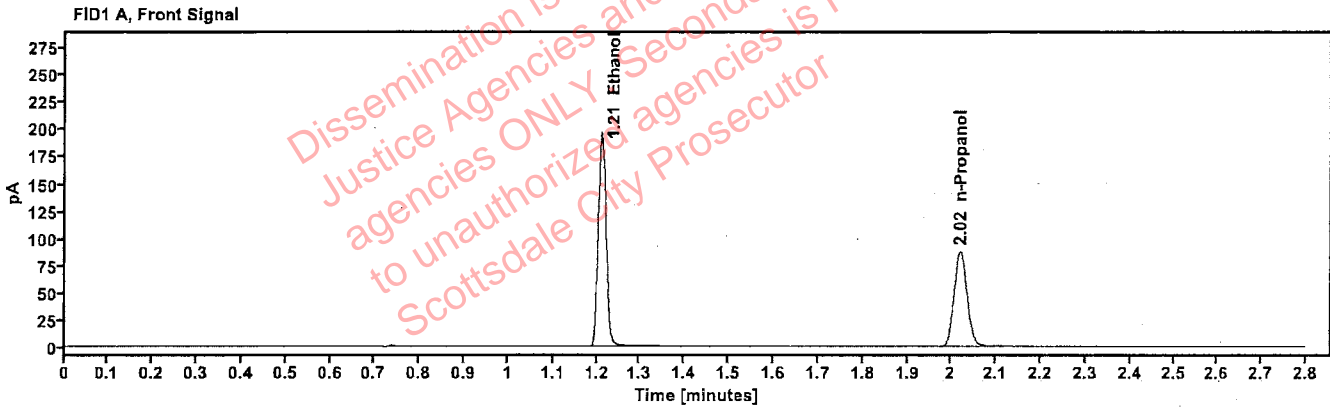


Table 1: FID 1 A (column DB-ALC1)

Compound	Amount (g/100mL)	Time (min)	Peak Area
>Ethanol	0.4003	1.211	249.412
n-Propanol	—	2.020	174.802

Table 2: FID 2 B (column DB-ALC2)

Compound	Time (min)	Peak Area
Ethanol	1.360	274.918
n-Propanol	2.441	189.596

# Scottsdale Police Department Crime Lab Volatiles Analysis

<b>Sample:</b> 14082019-B	<b>Vial:</b> 8
<b>Description:</b> 0.040	<b>LIMS ID:</b>
<b>Method:</b> ethanol quant.M	<b>Sequence:</b> 04Jun24
<b>Instrument:</b> US14173023 CN14160045	<b>Injection date:</b> 6/4/2024 3:16:55 PM
<b>Data file:</b> C:\Chem32\1\Data\04Jun24\8.D	<b>Analyst:</b> Brooke

Dissemination is restricted to Criminal Justice Agencies and authorized agencies ONLY. Secondary dissemination to unauthorized agencies is PROHIBITED. Scottsdale City Prosecutor

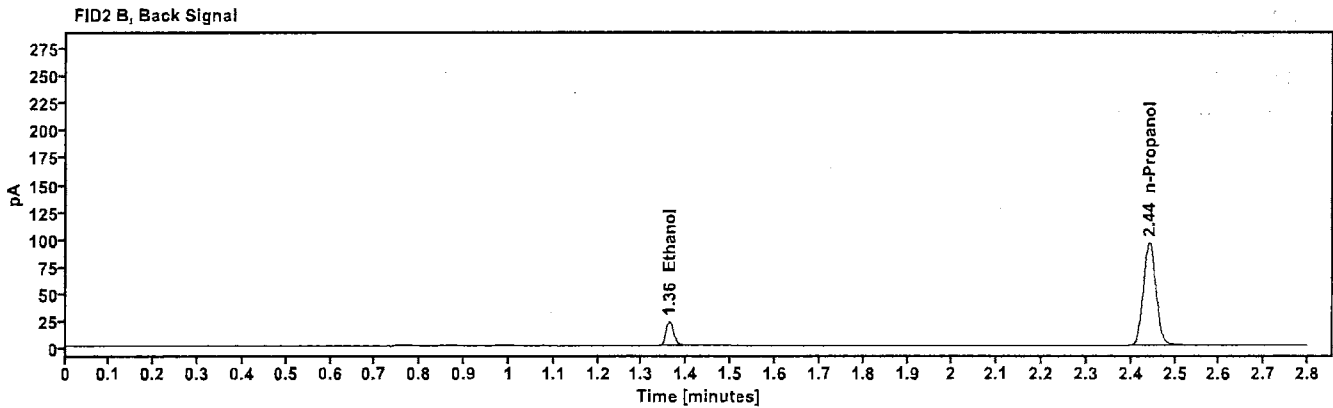
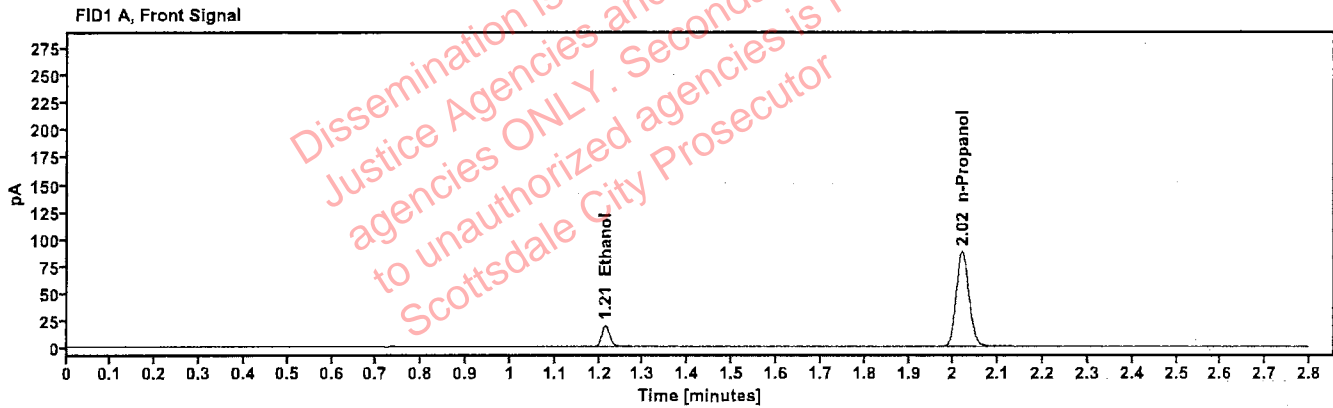


Table 1: FID 1 A (column DB-ALC1)

Compound	Amount (g/100mL)	Time (min)	Peak Area
>Ethanol	0.0422	1.214	24.723
n-Propanol	-----	2.020	174.126

Table 2: FID 2 B (column DB-ALC2)

Compound	Time (min)	Peak Area
Ethanol	1.361	26.953
n-Propanol	2.442	189.065

# Scottsdale Police Department Crime Lab Volatiles Analysis

193

Sample:	4110320133/11	Vial:	9
Description:	0.199	LIMS ID:	
Method:	ethanol quant.M	Sequence:	04Jun24
Instrument:	US14173023 CN14160045	Injection date:	6/4/2024 3:20:55 PM
Data file:	C:\Chem32\1\Data\04Jun24\9.D	Analyst:	Brooke

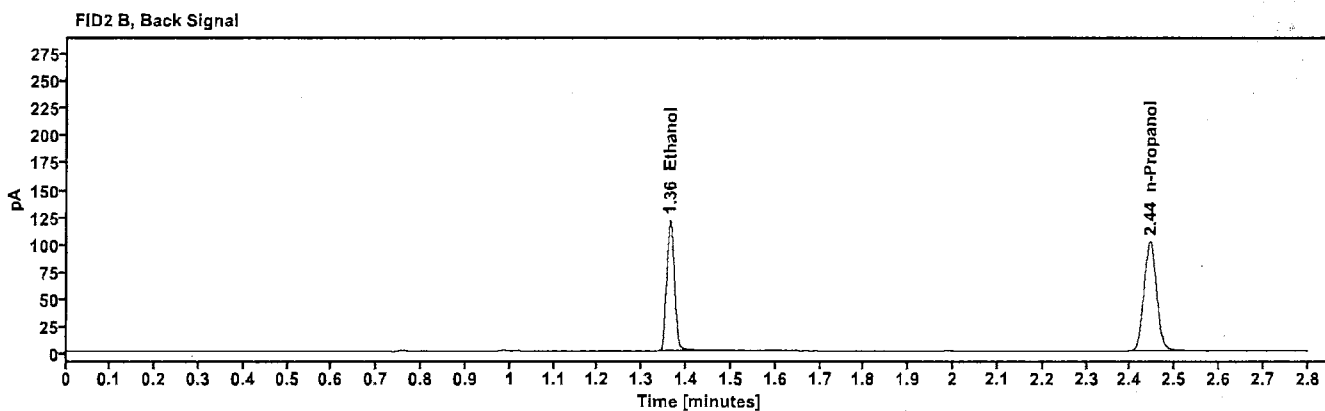
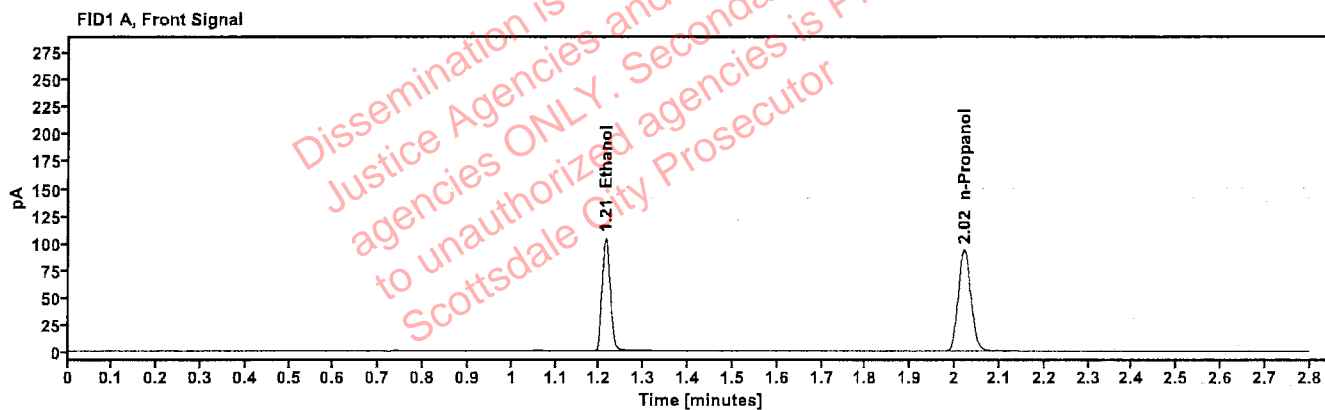


Table 1: FID 1 A (column DB-ALC1)

Compound	Amount (g/100mL)	Time (min)	Peak Area
>Ethanol	0.2019	1.214	132.726
n-Propanol	---	2.021	185.644

Table 2: FID 2 B (column DB-ALC2)

Compound	Time (min)	Peak Area
Ethanol	1.362	145.900
n-Propanol	2.444	201.255

# Scottsdale Police Department Crime Lab Volatiles Analysis

*BB*

<b>Sample:</b>	25052023-A	<b>Vial:</b>	20
<b>Description:</b>	0.100	<b>LIMS ID:</b>	
<b>Method:</b>	ethanol quant.M	<b>Sequence:</b>	04Jun24
<b>Instrument:</b>	US14173023 CN14160045	<b>Injection date:</b>	6/4/2024 4:05:25 PM
<b>Data file:</b>	C:\Chem32\1\Data\04Jun24\20.D	<b>Analyst:</b>	Brooke

Dissemination is restricted to Criminal Justice Agencies and authorized agencies ONLY. Secondary dissemination to unauthorized agencies is PROHIBITED. Scottsdale City Prosecutor

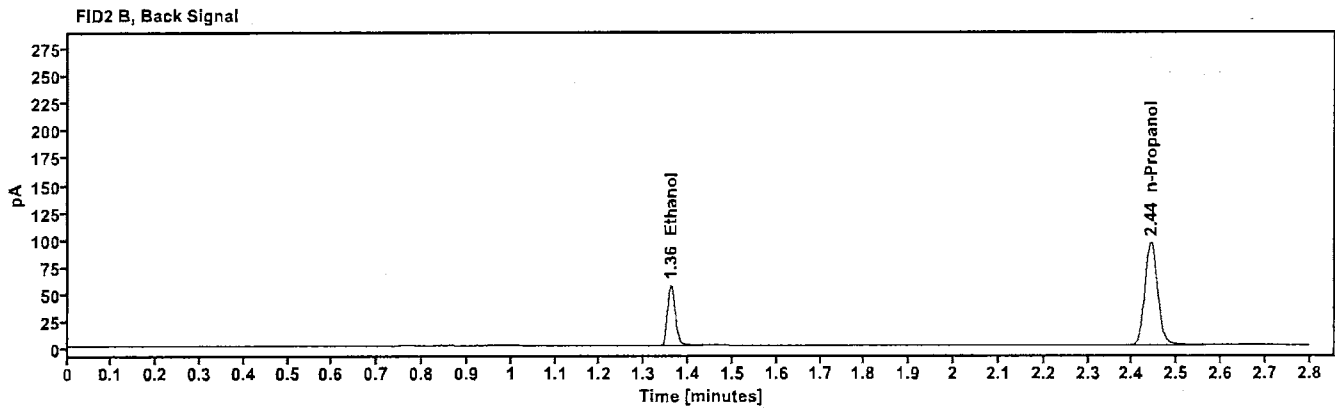
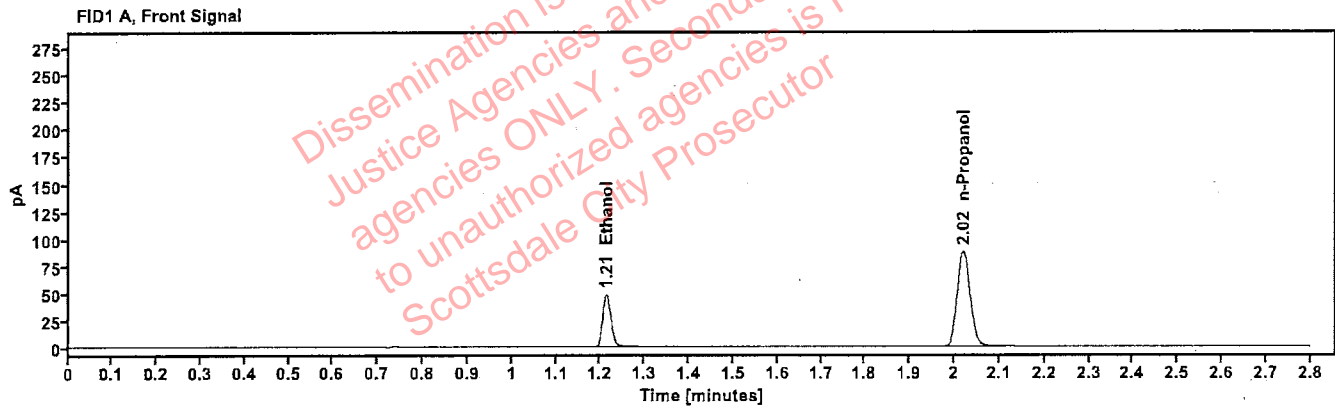


Table 1: FID 1 A (column DB-ALC1)

Compound	Amount (g/100mL)	Time (min)	Peak Area
>Ethanol	0.1006	1.213	61.582
n-Propanol	---	2.020	175.094

Table 2: FID 2 B (column DB-ALC2)

Compound	Time (min)	Peak Area
Ethanol	1.361	67.308
n-Propanol	2.442	189.730

# Scottsdale Police Department Crime Lab Volatiles Analysis

RB

Sample:	4110320133/11	Vial:	31
Description:	0.199	LIMS ID:	
Method:	ethanol quant.M	Sequence:	04Jun24
Instrument:	US14173023 CN14160045	Injection date:	6/4/2024 4:49:56 PM
Data file:	C:\Chem32\1\Data\04Jun24\31.D	Analyst:	Brooke

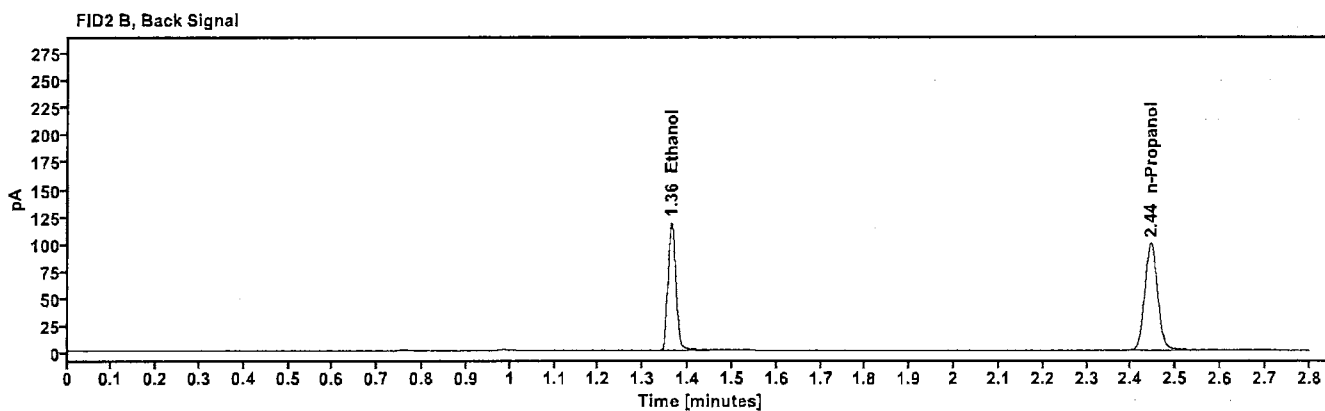
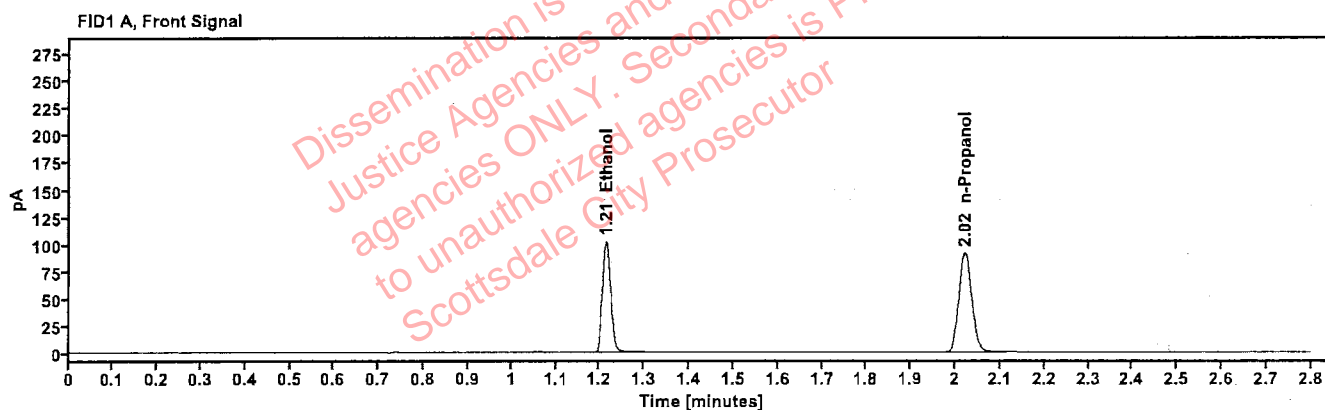


Table 1: FID 1 A (column DB-ALC1)

Compound	Amount (g/100mL)	Time (min)	Peak Area
>Ethanol	0.2020	1.214	130.419
n-Propanol	---	2.021	182.319

Table 2: FID 2 B (column DB-ALC2)

Compound	Time (min)	Peak Area
Ethanol	1.362	143.121
n-Propanol	2.444	197.424

# Scottsdale Police Department Crime Lab Volatiles Analysis

PB

<b>Sample:</b> 25052023-A	<b>Vial:</b> 42
<b>Description:</b> 0.100	<b>LIMS ID:</b>
<b>Method:</b> ethanol quant.M	<b>Sequence:</b> 04Jun24
<b>Instrument:</b> US14173023 CN14160045	<b>Injection date:</b> 6/4/2024 5:34:11 PM
<b>Data file:</b> C:\Chem32\1\Data\04Jun24\42.D	<b>Analyst:</b> Brooke

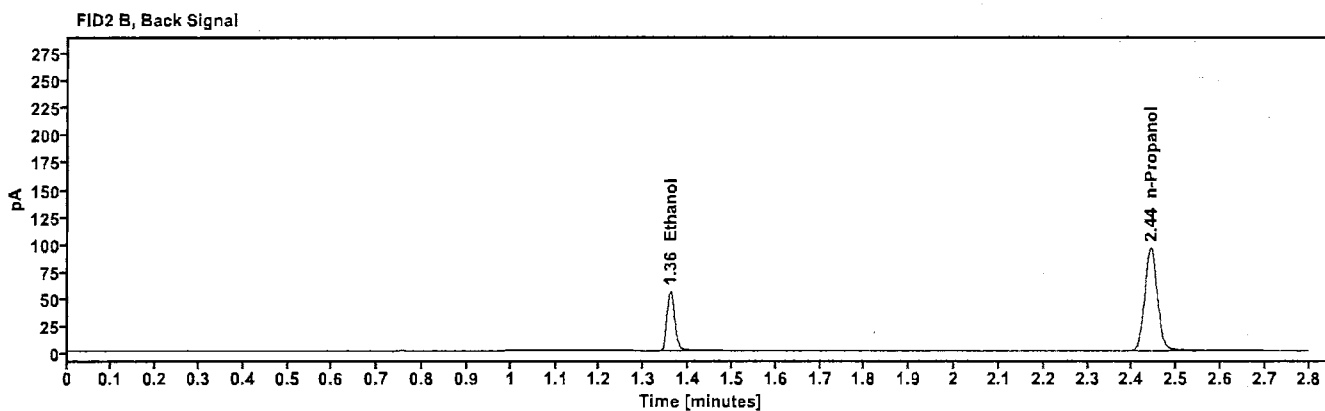
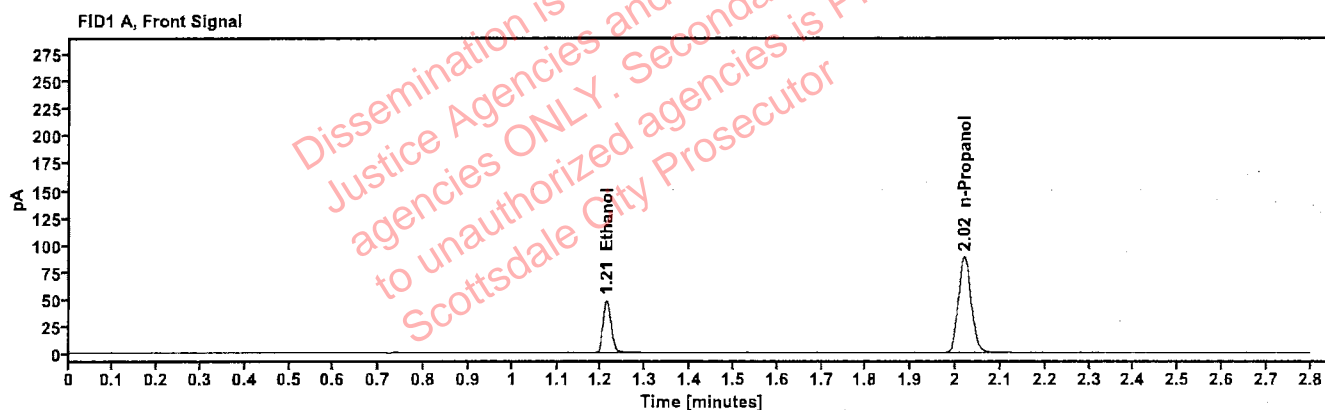


Table 1: FID 1 A (column DB-ALC1)

Compound	Amount (g/100mL)	Time (min)	Peak Area
>Ethanol	0.0996	1.212	61.196
n-Propanol	—	2.019	175.785

Table 2: FID 2 B (column DB-ALC2)

Compound	Time (min)	Peak Area
Ethanol	1.359	66.887
n-Propanol	2.441	190.460

RB

# Scottsdale Police Department Crime Lab Volatiles Analysis

<b>Sample:</b> 4110320133/11	<b>Vial:</b> 53
<b>Description:</b> 0.199	<b>LIMS ID:</b>
<b>Method:</b> ethanol quant.M	<b>Sequence:</b> 04Jun24
<b>Instrument:</b> US14173023 CN14160045	<b>Injection date:</b> 6/4/2024 6:18:40 PM
<b>Data file:</b> C:\Chem32\1\Data\04Jun24\53.D	<b>Analyst:</b> Brooke

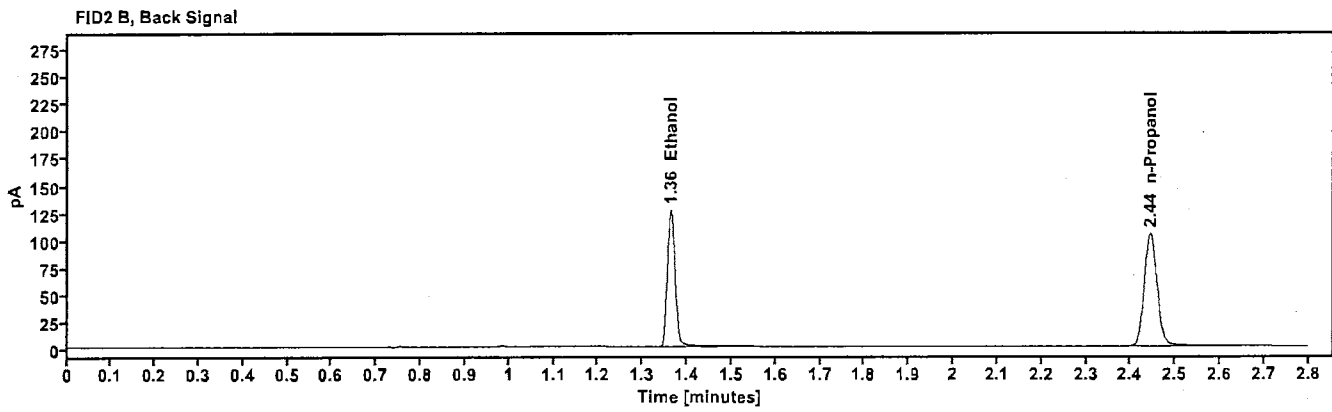
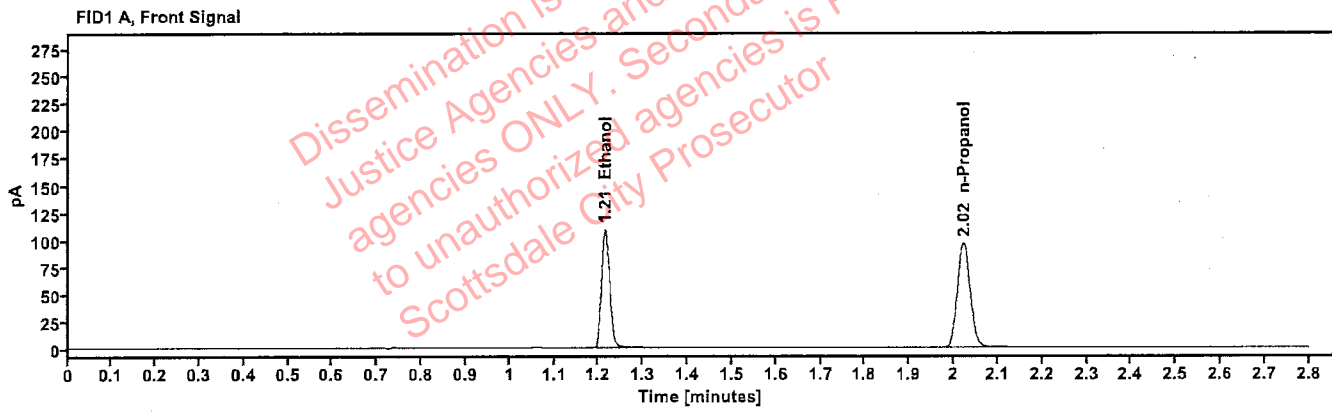


Table 1: FID 1 A (column DB-ALC1)

Compound	Amount (g/100mL)	Time (min)	Peak Area
>Ethanol	0.2049	1.214	139.663
n-Propanol	-----	2.021	192.439

Table 2: FID 2 B (column DB-ALC2)

Compound	Time (min)	Peak Area
Ethanol	1.363	153.554
n-Propanol	2.444	208.415

# Scottsdale Police Department Crime Lab Volatiles Analysis

*YB*

<b>Sample:</b> 30012020-A	<b>Vial:</b> 64
<b>Description:</b> 0.400	<b>LIMS ID:</b>
<b>Method:</b> ethanol quant.M	<b>Sequence:</b> 04Jun24
<b>Instrument:</b> US14173023 CN14160045	<b>Injection date:</b> 6/4/2024 7:03:10 PM
<b>Data file:</b> C:\Chem32\1\Data\04Jun24\64.D	<b>Analyst:</b> Brooke

Dissemination is restricted to Criminal Justice Agencies and authorized agencies ONLY. Secondary dissemination to unauthorized agencies is PROHIBITED. Scottsdale City Prosecutor

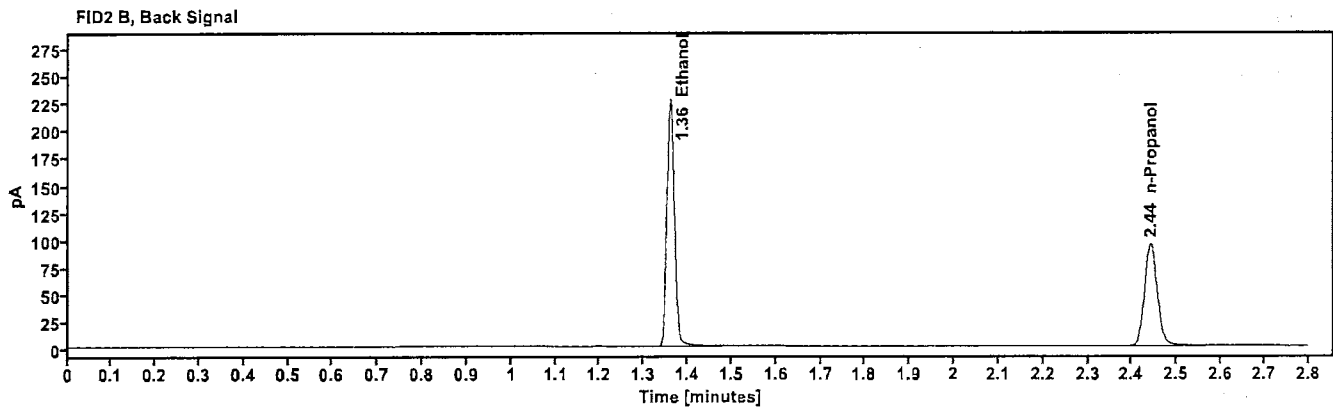
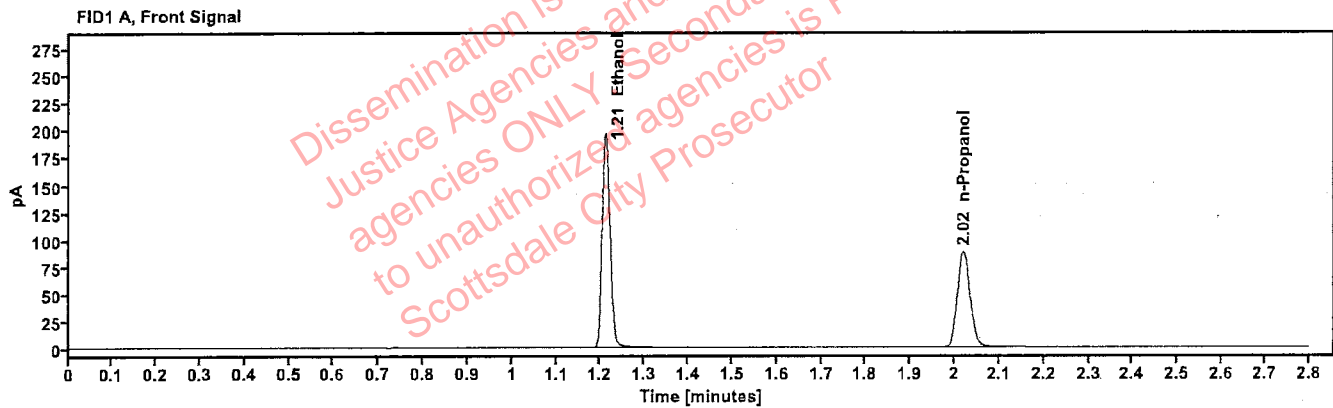


Table 1: FID 1 A (column DB-ALC1)

Compound	Amount (g/100mL)	Time (min)	Peak Area
>Ethanol	0.4006	1.212	249.721
n-Propanol	—	2.019	174.867

Table 2: FID 2 B (column DB-ALC2)

Compound	Time (min)	Peak Area
Ethanol	1.360	275.102
n-Propanol	2.441	189.331



# Scottsdale Police Department Crime Lab Volatiles Analysis

YB

<b>Sample:</b> 14082019-B	<b>Vial:</b> 65
<b>Description:</b> 0.040	<b>LIMS ID:</b>
<b>Method:</b> ethanol quant.M	<b>Sequence:</b> 04Jun24
<b>Instrument:</b> US14173023 CN14160045	<b>Injection date:</b> 6/4/2024 7:07:10 PM
<b>Data file:</b> C:\Chem32\1\Data\04Jun24\65.D	<b>Analyst:</b> Brooke

Dissemination is restricted to Criminal Justice Agencies and authorized agencies ONLY. Secondary dissemination to unauthorized agencies is PROHIBITED. Scottsdale City Prosecutor

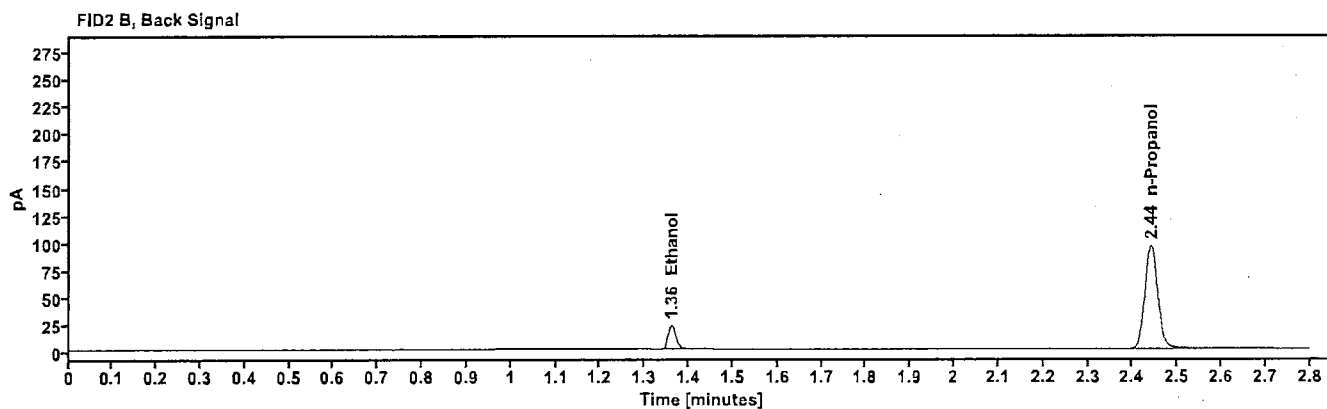
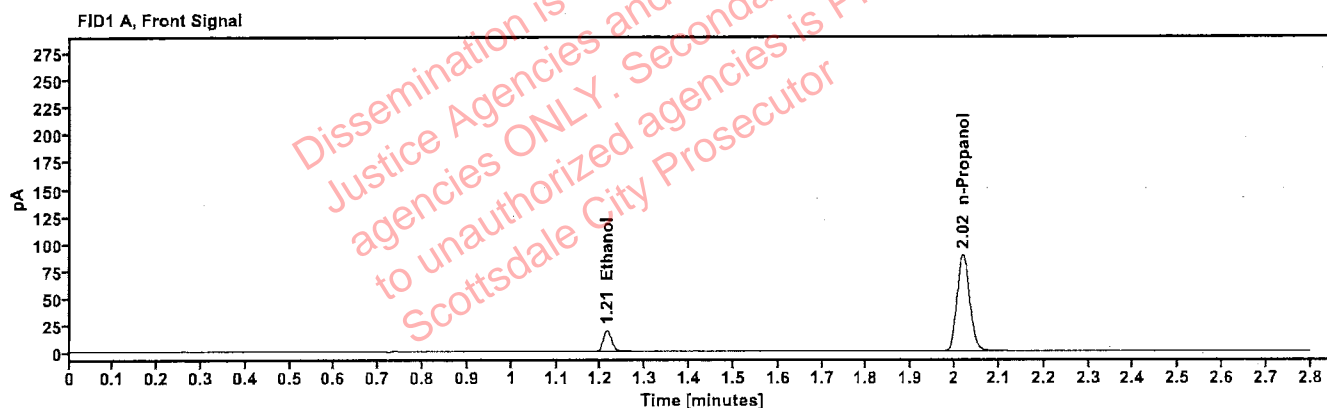


Table 1: FID 1 A (column DB-ALC1)

Compound	Amount (g/100mL)	Time (min)	Peak Area
>Ethanol	0.0418	1.213	24.807
n-Propanol	-----	2.019	176.470

Table 2: FID 2 B (column DB-ALC2)

Compound	Time (min)	Peak Area
Ethanol	1.360	26.999
n-Propanol	2.440	191.266

# Scottsdale Police Department Crime Lab Volatiles Analysis

PB

<b>Sample:</b> 4110320133/11	<b>Vial:</b> 66
<b>Description:</b> 0.199	<b>LIMS ID:</b>
<b>Method:</b> ethanol quant.M	<b>Sequence:</b> 04Jun24
<b>Instrument:</b> US14173023 CN14160045	<b>Injection date:</b> 6/4/2024 7:11:11 PM
<b>Data file:</b> C:\Chem32\1\Data\04Jun24\66.D	<b>Analyst:</b> Brooke

Dissemination is restricted to Criminal Justice Agencies and authorized agencies ONLY. Secondary dissemination to unauthorized agencies is PROHIBITED. Scottsdale City Prosecutor

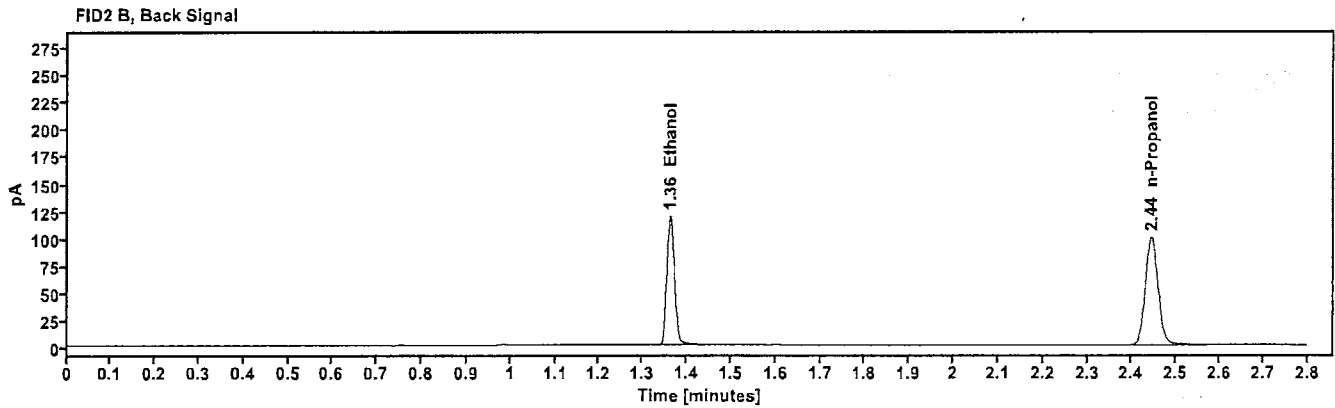
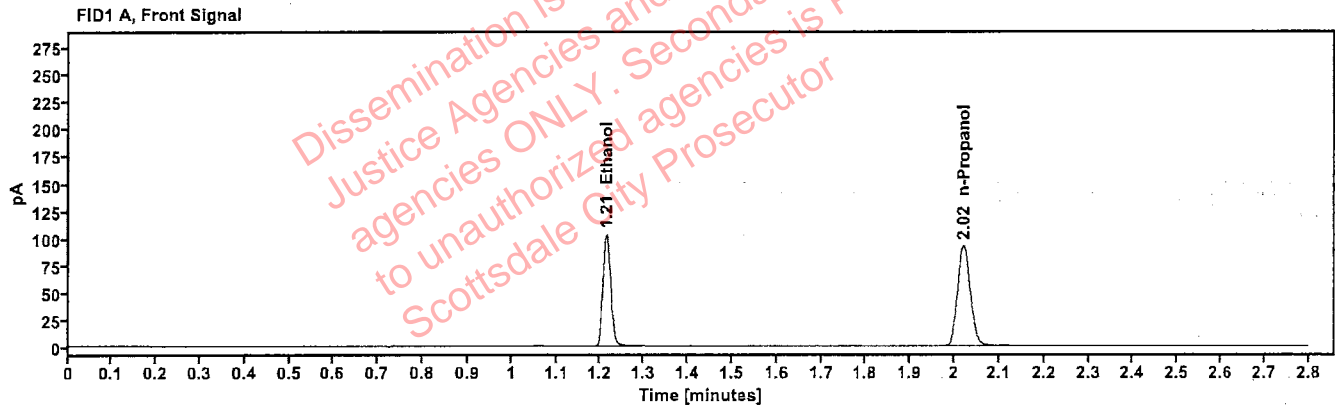


Table 1: FID 1 A (column DB-ALC1)

Compound	Amount (g/100mL)	Time (min)	Peak Area
>Ethanol	0.2015	1.213	131.513
n-Propanol	-----	2.021	184.288

Table 2: FID 2 B (column DB-ALC2)

Compound	Time (min)	Peak Area
Ethanol	1.362	144.788
n-Propanol	2.443	199.871

# Scottsdale Police Department Crime Lab Volatiles Analysis

RB

Sample:	032824AQ	Vial:	67
Description:	Negative	LIMS ID:	
Method:	ethanol quant.M	Sequence:	04Jun24
Instrument:	US14173023 CN14160045	Injection date:	6/4/2024 7:15:25 PM
Data file:	C:\Chem32\1\Data\04Jun24\67.D	Analyst:	Brooke

Dissemination is restricted to Criminal Justice Agencies and authorized agencies ONLY. Secondary dissemination to unauthorized agencies is PROHIBITED. Scottsdale City Prosecutor

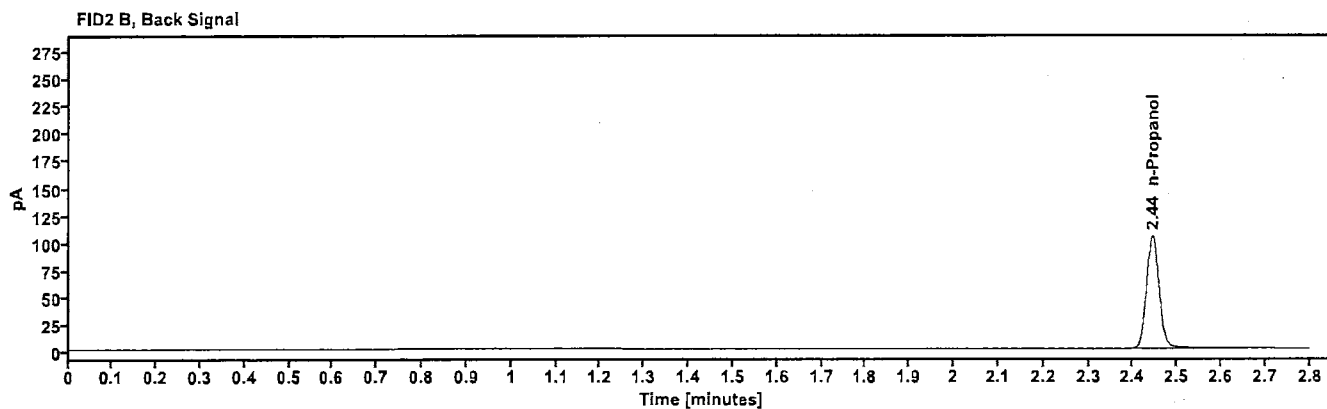
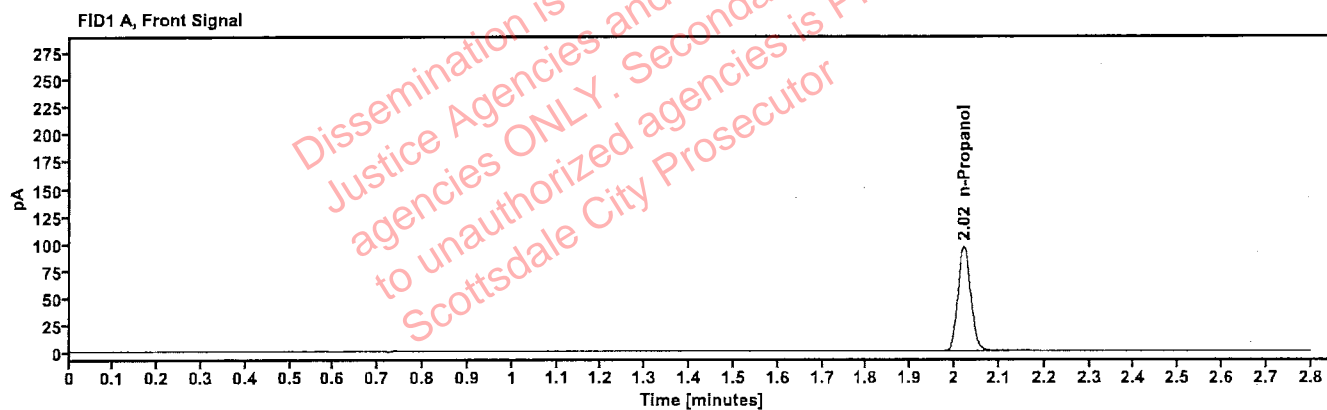


Table 1: FID 1 A (column DB-ALC1)

Compound	Amount (g/100mL)	Time (min)	Peak Area
n-Propanol	----	2.021	191.861

Table 2: FID 2 B (column DB-ALC2)

Compound	Time (min)	Peak Area
n-Propanol	2.444	207.760

# Sequence Summary

PB

Sequence name: 04Jun24      Instrument: US14173023 CN14160045      Analyst: Brooke

Vial	Sample	Description	Type	LIMS ID	Method
1	FN03122113	0.020 calibrator	Calibration		ethanol quant.M
2	FN03072301	0.100 calibrator	Calibration		ethanol quant.M
3	FN03132302	0.200 calibrator	Calibration		ethanol quant.M
4	FN03052102	0.400 calibrator	Calibration		ethanol quant.M
5	011823WB	Negative	Control		ethanol quant.M
6	050721MIX	Volatiles mix	Control		ethanol quant.M
7	30012020-A	0.400	Control		ethanol quant.M
8	14082019-B	0.040	Control		ethanol quant.M
9	4110320133/11	0.199	Control		ethanol quant.M
10	1397951		Sample		ethanol quant.M
11	1397951		Sample		ethanol quant.M
12	331-08R.W.		Sample		ethanol quant.M
13	331-08R.W.		Sample		ethanol quant.M
14	2410926-1		Sample		ethanol quant.M
15	2410926-1		Sample		ethanol quant.M
16	2410974-1		Sample		ethanol quant.M
17	2410974-1		Sample		ethanol quant.M
18	2411109-2		Sample		ethanol quant.M
19	2411109-2		Sample		ethanol quant.M
20	25052023-A	0.100	Control		ethanol quant.M
21	2411341-5		Sample		ethanol quant.M
22	2411341-5		Sample		ethanol quant.M
23	2410737-2		Sample		ethanol quant.M
24	2410737-2		Sample		ethanol quant.M
25	2411112-2		Sample		ethanol quant.M
26	2411112-2		Sample		ethanol quant.M
27	2411214-2		Sample		ethanol quant.M
28	2411214-2		Sample		ethanol quant.M
29	VIAL000170		Sample		ethanol quant.M
30	VIAL000170		Sample		ethanol quant.M
31	4110320133/11	0.199	Control		ethanol quant.M
32	VIAL000215		Sample		ethanol quant.M
33	VIAL000215		Sample		ethanol quant.M
34	VIAL000113		Sample		ethanol quant.M
35	VIAL000113		Sample		ethanol quant.M
36	VIAL000248		Sample		ethanol quant.M
37	VIAL000248		Sample		ethanol quant.M
38	394-01J.S.		Sample		ethanol quant.M
39	394-01J.S.		Sample		ethanol quant.M
40	433-01B.B.		Sample		ethanol quant.M
41	433-01B.B.		Sample		ethanol quant.M
42	25052023-A	0.100	Control		ethanol quant.M
43	436-01F.N.		Sample		ethanol quant.M
44	436-01F.N.		Sample		ethanol quant.M
45	334-01A.B.		Sample		ethanol quant.M
46	334-01A.B.		Sample		ethanol quant.M
47	409-01M.B.		Sample		ethanol quant.M

# Sequence Summary

YRS

48	409-01M.B.		Sample		ethanol quant.M
49	353-01S.G.		Sample		ethanol quant.M
50	353-01S.G.		Sample		ethanol quant.M
51	404-01A.M.		Sample		ethanol quant.M
52	404-01A.M.		Sample		ethanol quant.M
53	4110320133/11	0.199	Control		ethanol quant.M
54	353-01K.C.		Sample		ethanol quant.M
55	353-01K.C.		Sample		ethanol quant.M
56	353-01A.M.		Sample		ethanol quant.M
57	353-01A.M.		Sample		ethanol quant.M
58	2409574-2		Sample		ethanol quant.M
59	2409574-2		Sample		ethanol quant.M
60	2409348-1		Sample		ethanol quant.M
61	2409348-1		Sample		ethanol quant.M
62	353-01C.M.		Sample		ethanol quant.M
63	353-01C.M.		Sample		ethanol quant.M
64	30012020-A	0.400	Control		ethanol quant.M
65	14082019-B	0.040	Control		ethanol quant.M
66	4110320133/11	0.199	Control		ethanol quant.M
67	032824AQ	Negative	Control		ethanol quant.M

Dissemination is restricted to Criminal Justice Agencies and authorized agencies ONLY. Secondary dissemination to unauthorized agencies is PROHIBITED.  
 Scottsdale City Prosecutor

# Scottsdale Police Department Crime Laboratory Summary of Cases



SEQUENCE NAME: 04Jun24

ANALYST: Brooke

Vials	Test 1 (g/dL)	Test 2 (g/dL)	Mean (g/dL)	Percent Difference*	Absolute Difference (g/dL)*
10 11	0.0984	0.0968	0.09760	0.82	0.00080
12 13	0.2133	0.2141	0.21370	0.19	0.00040
14 15	0.0282	0.0280	0.02810	0.36	0.00010
16 17	0.0576	0.0575	0.05755	0.09	0.00005
18 19	0.2085	0.2099	0.20920	0.33	0.00070
21 22	0.0761	0.0762	0.07615	0.07	0.00005
23 24	0.2340	0.2346	0.23430	0.13	0.00030
25 26	0.1614	0.1629	0.16215	0.46	0.00075
27 28	0.1157	0.1153	0.11550	0.17	0.00020
29 30	0.0835	0.0846	0.08405	0.65	0.00055
32 33	0.1542	0.1533	0.15375	0.29	0.00045
34 35	0.0000	0.0000	0.00000	0.00	0.00000
36 37	0.2002	0.1984	0.19930	0.45	0.00090
38 39	0.2881	0.2864	0.28725	0.30	0.00085
40 41	0.1241	0.1243	0.12420	0.08	0.00010
43 44	0.1502	0.1516	0.15090	0.46	0.00070
45 46	0.1484	0.1459	0.14715	0.85	0.00125
47 48	0.1962	0.1961	0.19615	0.03	0.00005
49 50	0.0836	0.0846	0.08410	0.59	0.00050
51 52	0.0802	0.0805	0.08035	0.19	0.00015
54 55	0.2526	0.2504	0.25150	0.44	0.00110
56 57	0.1532	0.1528	0.15300	0.13	0.00020
58 59	0.0922	0.0914	0.09180	0.44	0.00040
60 61	0.2210	0.2252	0.22310	0.94	0.00210
62 63	0.1736	0.1731	0.17335	0.14	0.00025

\*Calculated differences are differences from the mean of the two results.



### Scottsdale Police Department Crime Lab Volatiles Analysis

Sample:	1397951	Vial:	10
Description:	[REDACTED]	LIMS ID:	[REDACTED]
Method:	ethanol quant.M	Sequence:	04Jun24
Instrument:	US14173023 CN14160045	Injection date:	6/4/2024 3:24:55 PM
Data file:	C:\Chem32\1\Data\04Jun24\10.D	Analyst:	Brooke

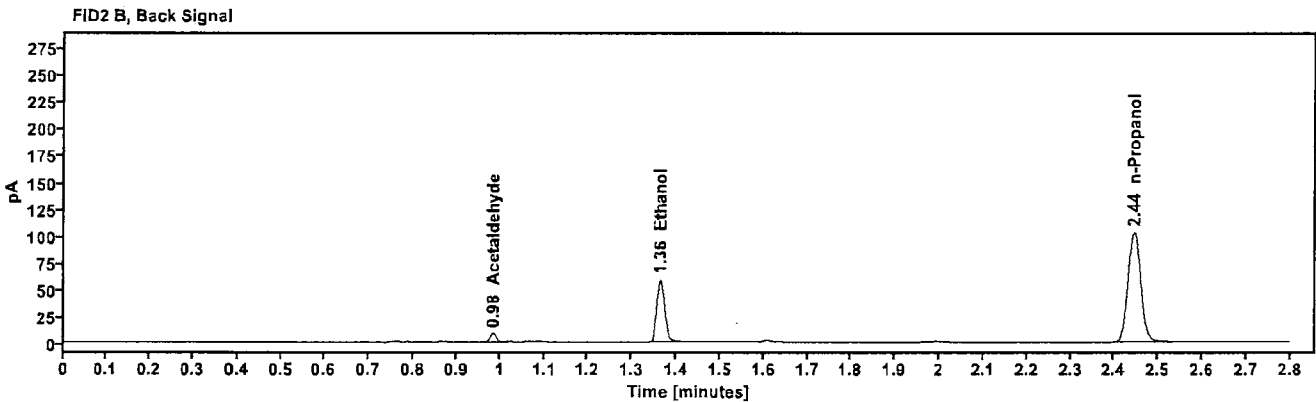
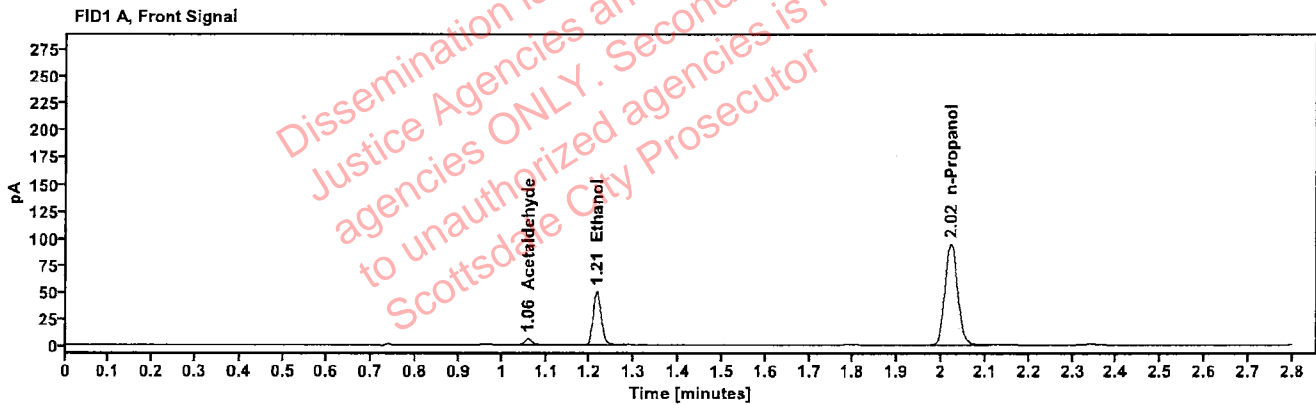


Table 1: FID 1 A (column DB-ALC1)

Compound	Amount (g/100mL)	Time (min)	Peak Area
Acetaldehyde	-----	1.059	6.495
>Ethanol	0.0984	1.215	64.619
n-Propanol	-----	2.022	187.944

Table 2: FID 2 B (column DB-ALC2)

Compound	Time (min)	Peak Area
Acetaldehyde	0.985	7.317
Ethanol	1.363	70.957
n-Propanol	2.444	204.679



### Scottsdale Police Department Crime Lab Volatiles Analysis

Sample:	1397951	Vial:	11
Description:	[REDACTED]	LIMS ID:	[REDACTED]
Method:	ethanol quant.M	Sequence:	04Jun24
Instrument:	US14173023 CN14160045	Injection date:	6/4/2024 3:28:56 PM
Data file:	C:\Chem32\1\Data\04Jun24\11.D	Analyst:	Brooke

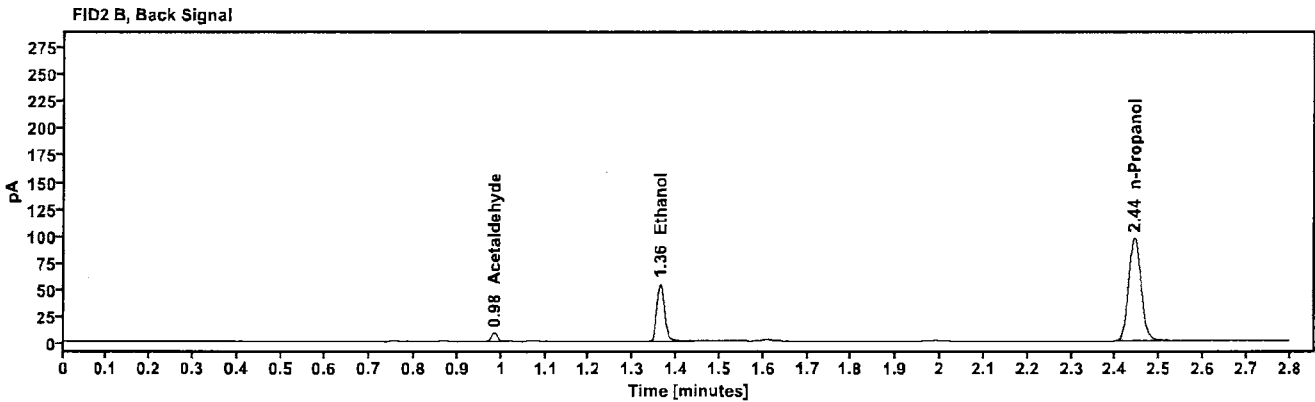
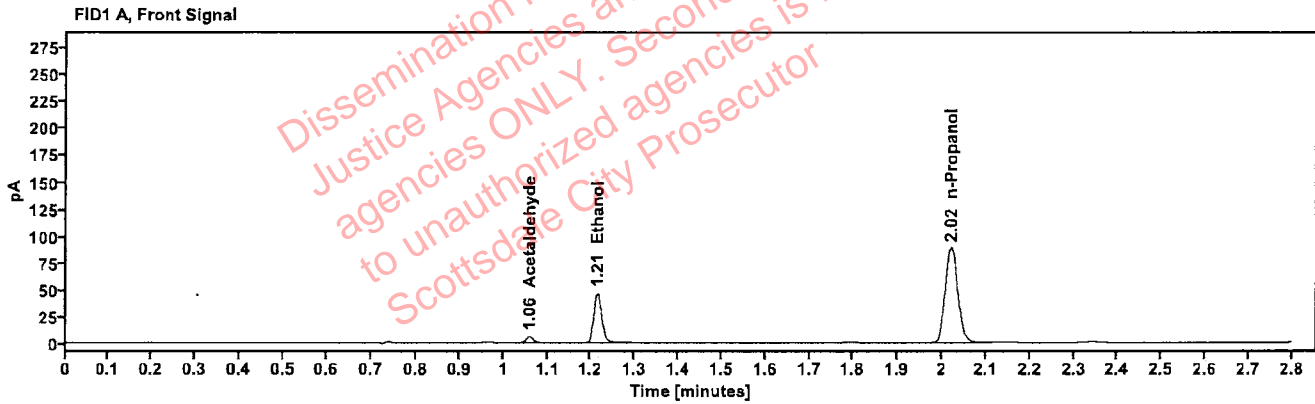


Table 1: FID 1 A (column DB-ALC1)

Compound	Amount (g/100mL)	Time (min)	Peak Area
Acetaldehyde	---	1.058	6.417
>Ethanol	0.0968	1.214	59.706
n-Propanol	----	2.021	176.576

Table 2: FID 2 B (column DB-ALC2)

Compound	Time (min)	Peak Area
Acetaldehyde	0.984	7.237
Ethanol	1.362	65.532
n-Propanol	2.443	192.227

### Scottsdale Police Department Crime Lab Volatiles Analysis

Sample:	331-08R.W.	Vial:	12
Description:	[REDACTED]	LIMS ID:	[REDACTED]
Method:	ethanol quant.M	Sequence:	04Jun24
Instrument:	US14173023 CN14160045	Injection date:	6/4/2024 3:32:55 PM
Data file:	C:\Chem32\1\Data\04Jun24\12.D	Analyst:	Brooke

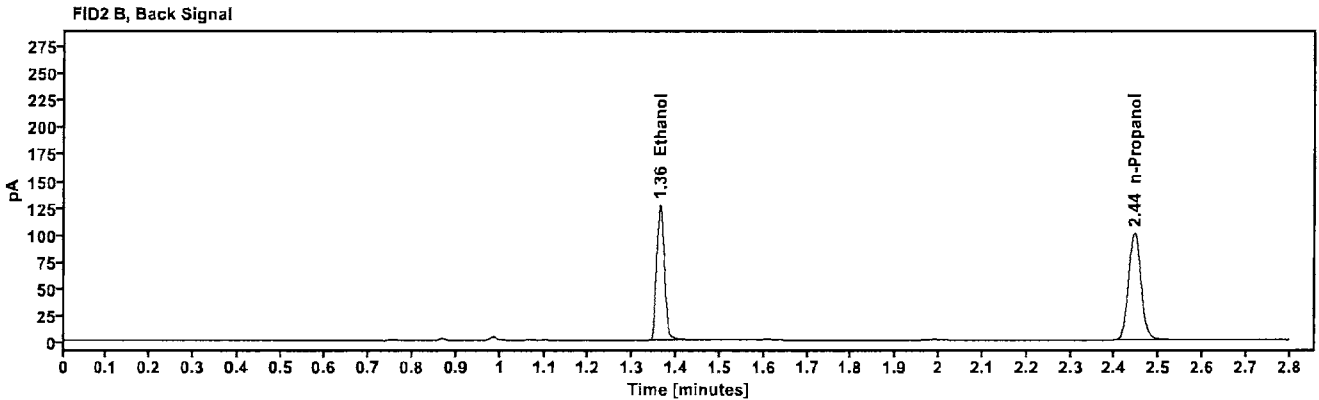
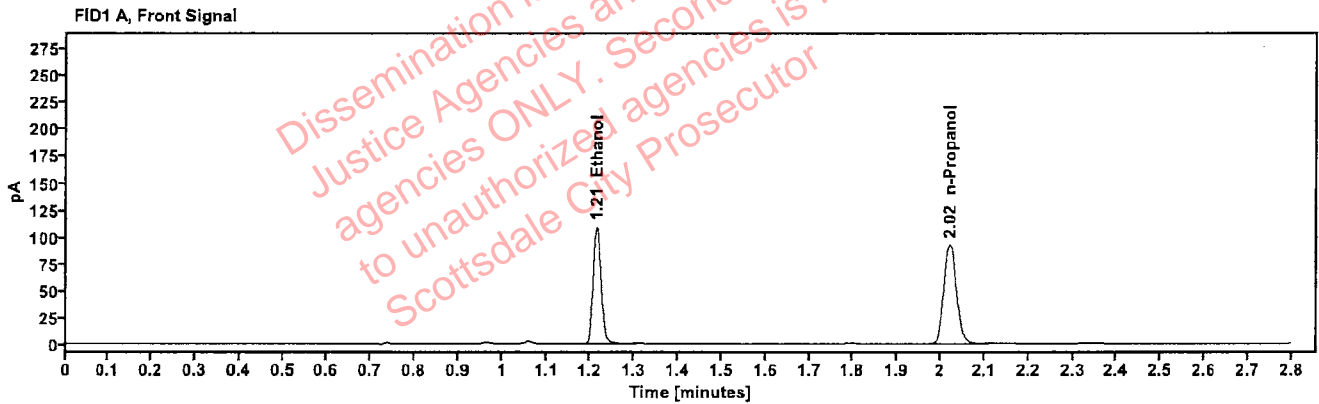


Table 1: FID 1 A (column DB-ALC1)

Compound	Amount (g/100mL)	Time (min)	Peak Area
>Ethanol	0.2133	1.214	139.491
n-Propanol	-----	2.021	184.475

Table 2: FID 2 B (column DB-ALC2)

Compound	Time (min)	Peak Area
Ethanol	1.362	153.165
n-Propanol	2.444	200.310

### Scottsdale Police Department Crime Lab Volatiles Analysis

Sample:	331-08R.W.	Vial:	13
Description:	[REDACTED]	LIMS ID:	[REDACTED]
Method:	ethanol quant.M	Sequence:	04Jun24
Instrument:	US14173023 CN14160045	Injection date:	6/4/2024 3:37:10 PM
Data file:	C:\Chem32\1\Data\04Jun24\13.D	Analyst:	Brooke

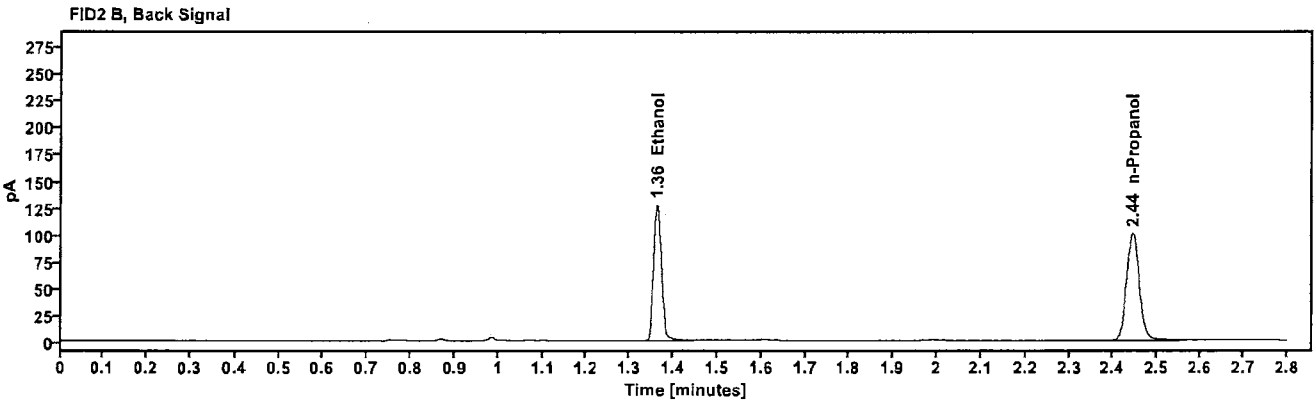
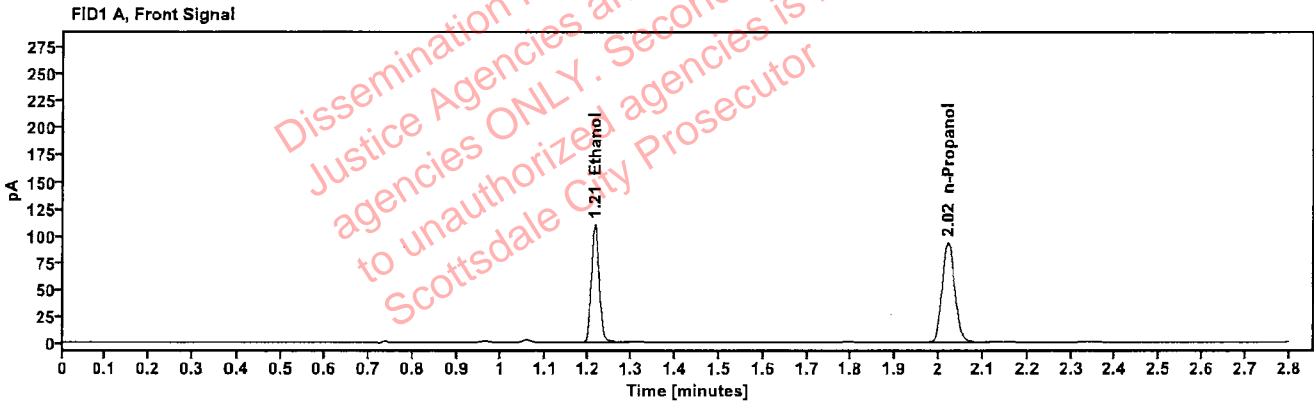


Table 1: FID 1 A (column DB-ALC1)

Compound	Amount (g/100mL)	Time (min)	Peak Area
>Ethanol	0.2141	1.214	140.497
n-Propanol	-----	2.021	185.159

Table 2: FID 2 B (column DB-ALC2)

Compound	Time (min)	Peak Area
Ethanol	1.362	154.301
n-Propanol	2.444	201.022

### Scottsdale Police Department Crime Lab Volatiles Analysis

Sample:	2410926-1	Vial:	14
Description:	[REDACTED]	LIMS ID:	[REDACTED]
Method:	ethanol quant.M	Sequence:	04Jun24
Instrument:	US14173023 CN14160045	Injection date:	6/4/2024 3:41:11 PM
Data file:	C:\Chem32\1\Data\04Jun24\14.D	Analyst:	Brooke

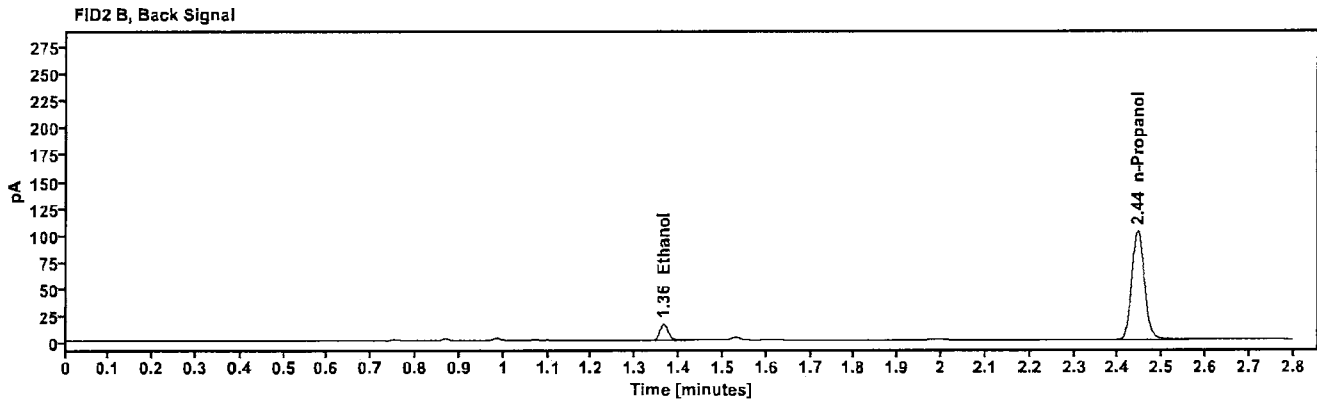
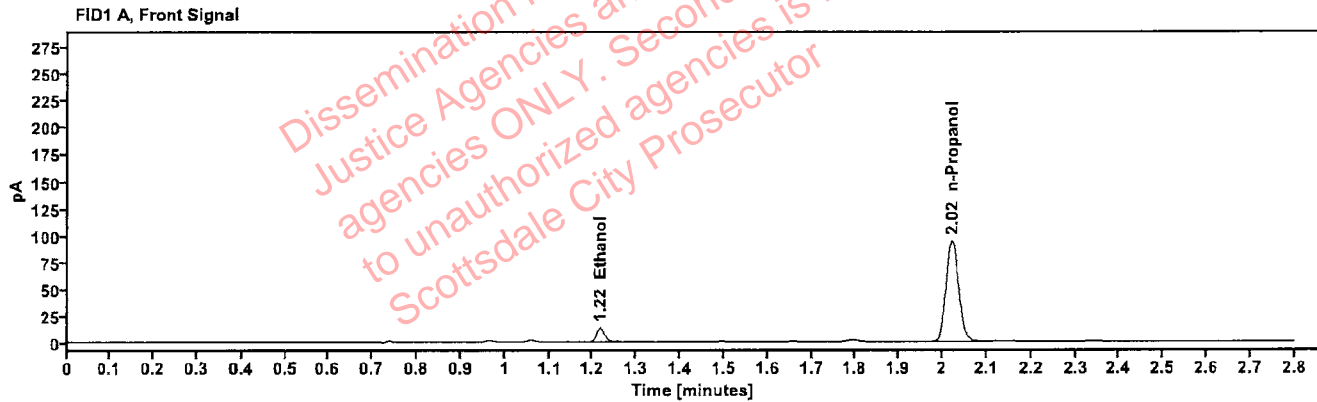


Table 1: FID 1 A (column DB-ALC1)

Compound	Amount (g/100mL)	Time (min)	Peak Area
>Ethanol	0.0282	1.216	17.203
n-Propanol	—	2.021	187.203

Table 2: FID 2 B (column DB-ALC2)

Compound	Time (min)	Peak Area
Ethanol	1.364	19.189
n-Propanol	2.444	203.460

### Scottsdale Police Department Crime Lab Volatiles Analysis

Sample:	2410926-1	Vial:	15
Description:	[REDACTED]	LIMS ID:	[REDACTED]
Method:	ethanol quant.M	Sequence:	04Jun24
Instrument:	US14173023 CN14160045	Injection date:	6/4/2024 3:45:11 PM
Data file:	C:\Chem32\1\Data\04Jun24\15.D	Analyst:	Brooke

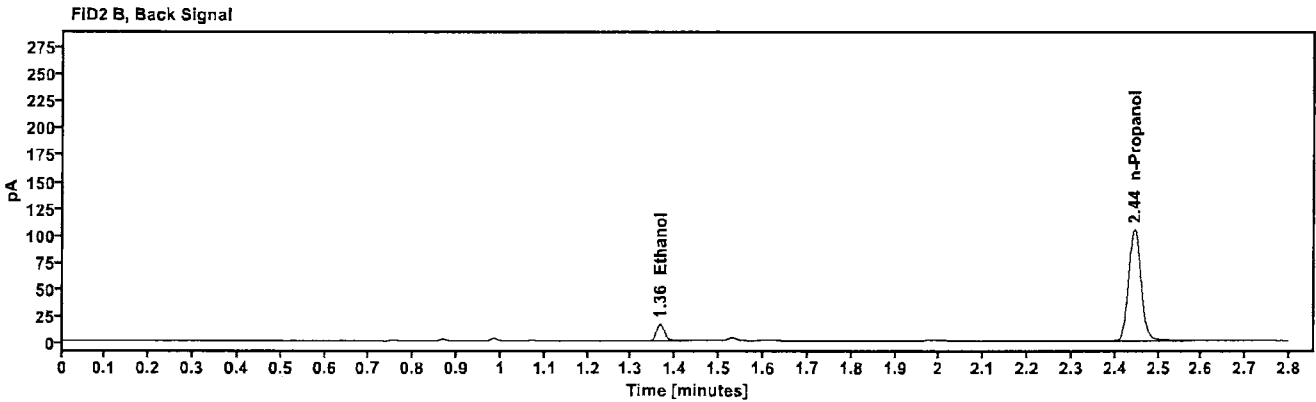
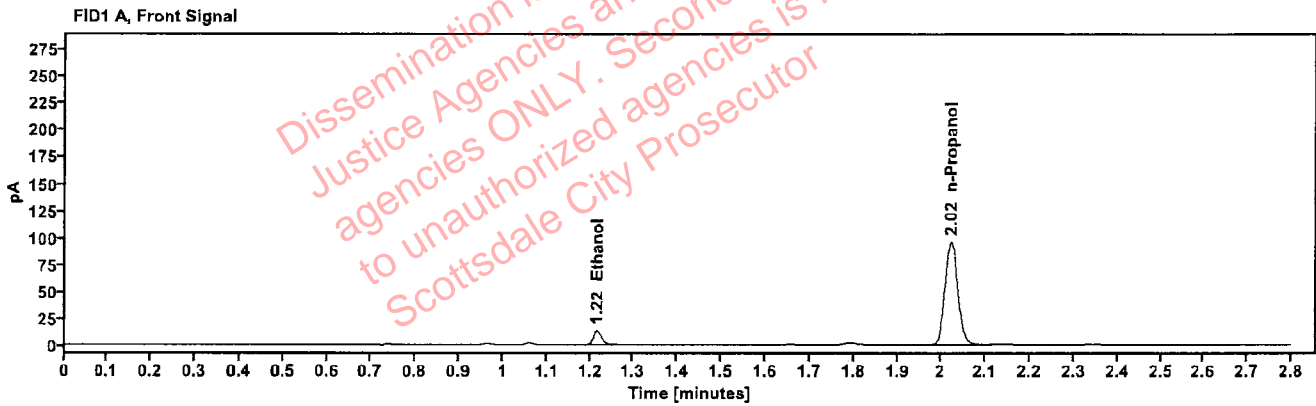


Table 1: FID 1 A (column DB-ALC1)

Compound	Amount (g/100mL)	Time (min)	Peak Area
>Ethanol	0.0280	1.216	17.466
n-Propanol	-----	2.021	191.570

Table 2: FID 2 B (column DB-ALC2)

Compound	Time (min)	Peak Area
Ethanol	1.365	19.500
n-Propanol	2.444	208.345

### Scottsdale Police Department Crime Lab Volatiles Analysis

Sample:	2410974-1	Vial:	16
Description:	[REDACTED]	LIMS ID:	[REDACTED]
Method:	ethanol quant.M	Sequence:	04Jun24
Instrument:	US14173023 CN14160045	Injection date:	6/4/2024 3:49:11 PM
Data file:	C:\Chem32\1\Data\04Jun24\16.D	Analyst:	Brooke

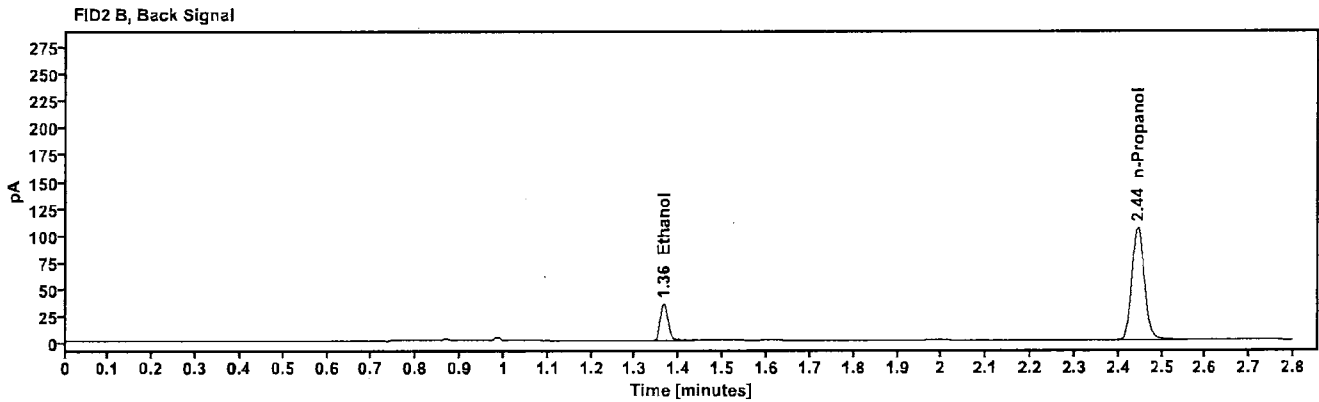
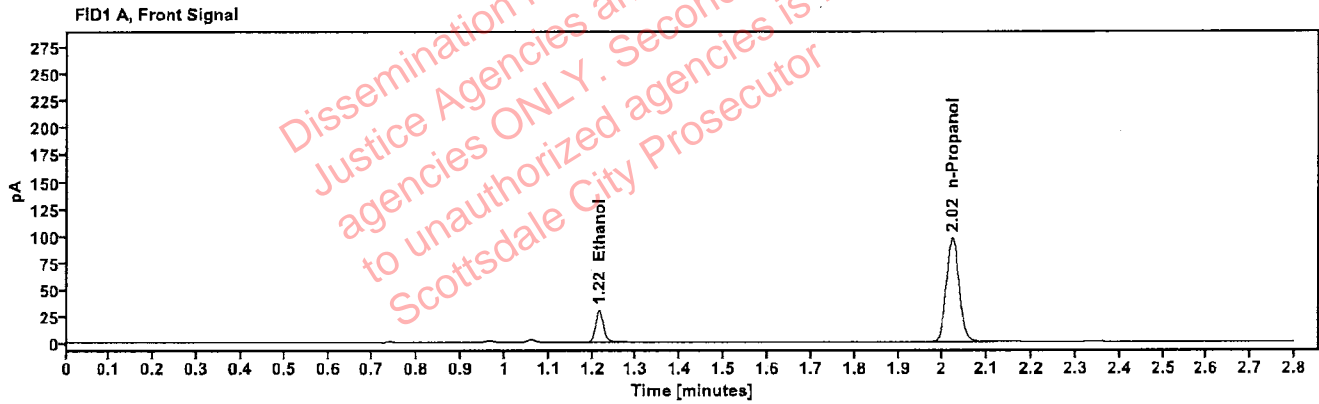


Table 1: FID 1 A (column DB-ALC1)

Compound	Amount (g/100mL)	Time (min)	Peak Area
>Ethanol	0.0576	1.215	38.147
n-Propanol	-----	2.021	193.136

Table 2: FID 2 B (column DB-ALC2)

Compound	Time (min)	Peak Area
Ethanol	1.364	42.345
n-Propanol	2.444	209.650

## Scottsdale Police Department Crime Lab Volatiles Analysis

<b>Sample:</b>	2410974-1	<b>Vial:</b>	17
<b>Description:</b>	[REDACTED]	<b>LIMS ID:</b>	[REDACTED]
<b>Method:</b>	ethanol quant.M	<b>Sequence:</b>	04Jun24
<b>Instrument:</b>	US14173023 CN14160045	<b>Injection date:</b>	6/4/2024 3:53:10 PM
<b>Data file:</b>	C:\Chem32\1\Data\04Jun24\17.D	<b>Analyst:</b>	Brooke

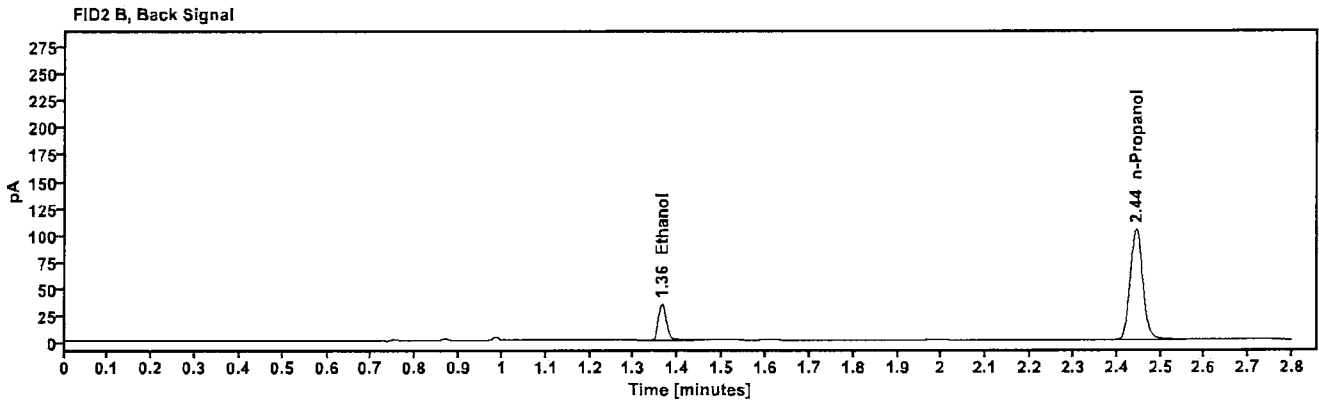
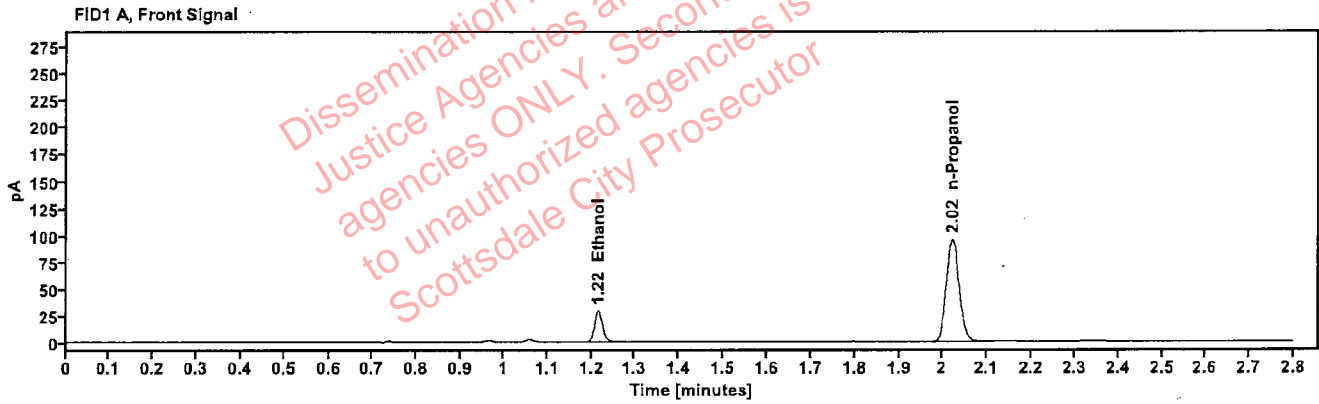


Table 1: FID 1 A (column DB-ALC1)

Compound	Amount (g/100mL)	Time (min)	Peak Area
>Ethanol	0.0575	1.215	37.548
n-Propanol	---	2.022	190.451

Table 2: FID 2 B (column DB-ALC2)

Compound	Time (min)	Peak Area
Ethanol	1.364	41.371
n-Propanol	2.444	206.746

### Scottsdale Police Department Crime Lab Volatiles Analysis

Sample:	2411109-2	Vial:	18
Description:	[REDACTED]	LIMS ID:	[REDACTED]
Method:	ethanol quant.M	Sequence:	04Jun24
Instrument:	US14173023 CN14160045	Injection date:	6/4/2024 3:57:11 PM
Data file:	C:\Chem32\1\Data\04Jun24\18.D	Analyst:	Brooke

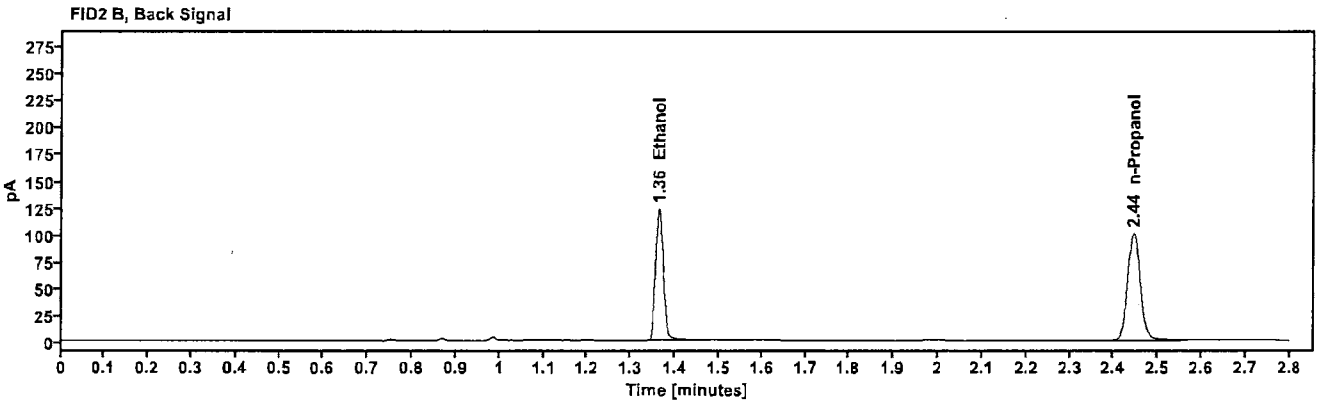
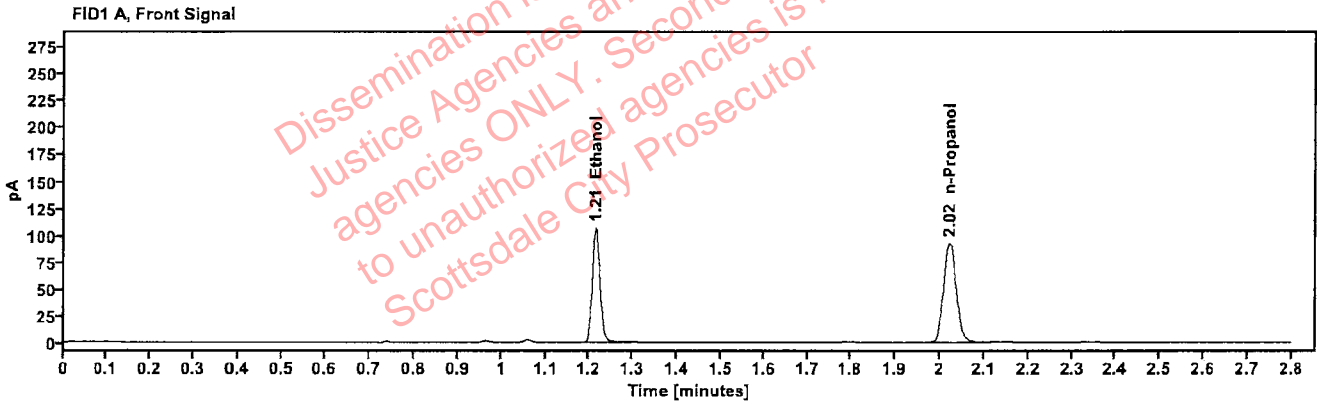


Table 1: FID 1 A (column DB-ALC1)

Compound	Amount (g/100mL)	Time (min)	Peak Area
>Ethanol	0.2085	1.214	136.235
n-Propanol	—	2.022	184.386

Table 2: FID 2 B (column DB-ALC2)

Compound	Time (min)	Peak Area
Ethanol	1.363	149.724
n-Propanol	2.444	199.691



### Scottsdale Police Department Crime Lab Volatiles Analysis

Sample:	2411109-2	Vial:	19
Description:	[REDACTED]	LIMS ID:	[REDACTED]
Method:	ethanol quant.M	Sequence:	04Jun24
Instrument:	US14173023 CN14160045	Injection date:	6/4/2024 4:01:26 PM
Data file:	C:\Chem32\1\Data\04Jun24\19.D	Analyst:	Brooke

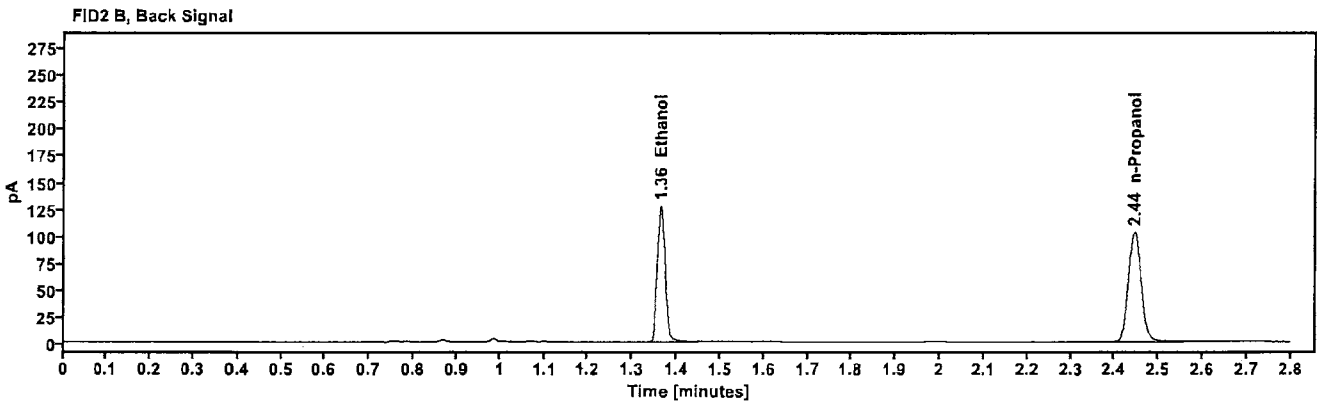
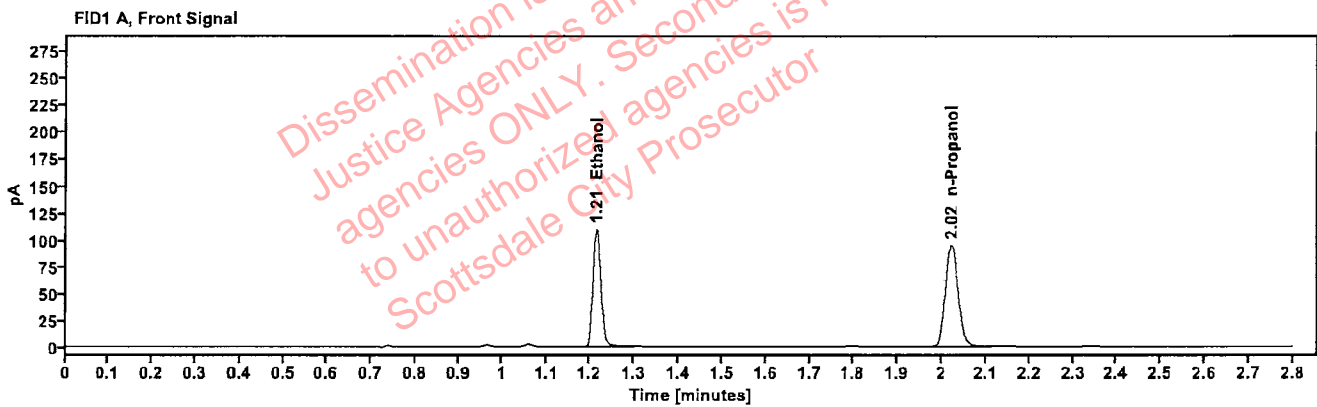


Table 1: FID 1 A (column DB-ALC1)

Compound	Amount (g/100mL)	Time (min)	Peak Area
>Ethanol	0.2099	1.214	140.513
n-Propanol	---	2.022	188.877

Table 2: FID 2 B (column DB-ALC2)

Compound	Time (min)	Peak Area
Ethanol	1.363	154.221
n-Propanol	2.445	204.585

### Scottsdale Police Department Crime Lab Volatiles Analysis

Sample:	2411341-5	Vial:	21
Description:	[REDACTED]	LIMS ID:	[REDACTED]
Method:	ethanol quant.M	Sequence:	04Jun24
Instrument:	US14173023 CN14160045	Injection date:	6/4/2024 4:09:26 PM
Data file:	C:\Chem32\1\Data\04Jun24\21.D	Analyst:	Brooke

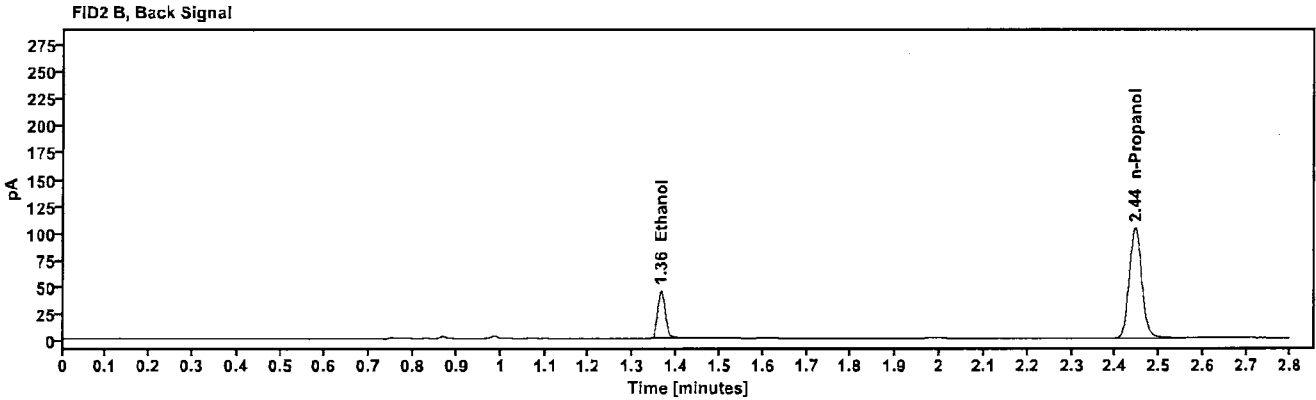
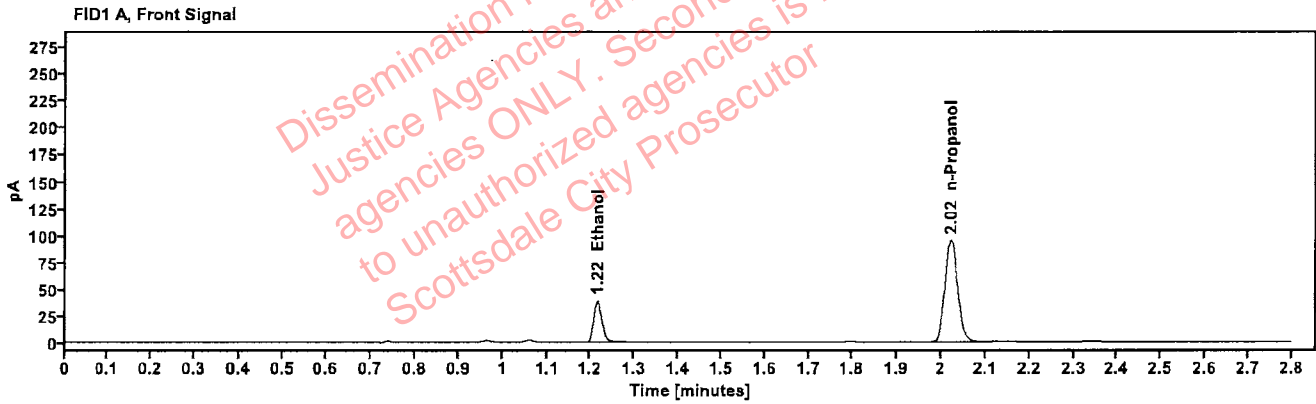


Table 1: FID 1 A (column DB-ALC1)

Compound	Amount (g/100mL)	Time (min)	Peak Area
>Ethanol	0.0761	1.215	50.025
n-Propanol	-----	2.022	189.646

Table 2: FID 2 B (column DB-ALC2)

Compound	Time (min)	Peak Area
Ethanol	1.364	54.565
n-Propanol	2.445	205.971

### Scottsdale Police Department Crime Lab Volatiles Analysis

Sample:	2411341-5	Vial:	22
Description:	[REDACTED]	LIMS ID:	[REDACTED]
Method:	ethanol quant.M	Sequence:	04Jun24
Instrument:	US14173023 CN14160045	Injection date:	6/4/2024 4:13:25 PM
Data file:	C:\Chem32\1\Data\04Jun24\22.D	Analyst:	Brooke

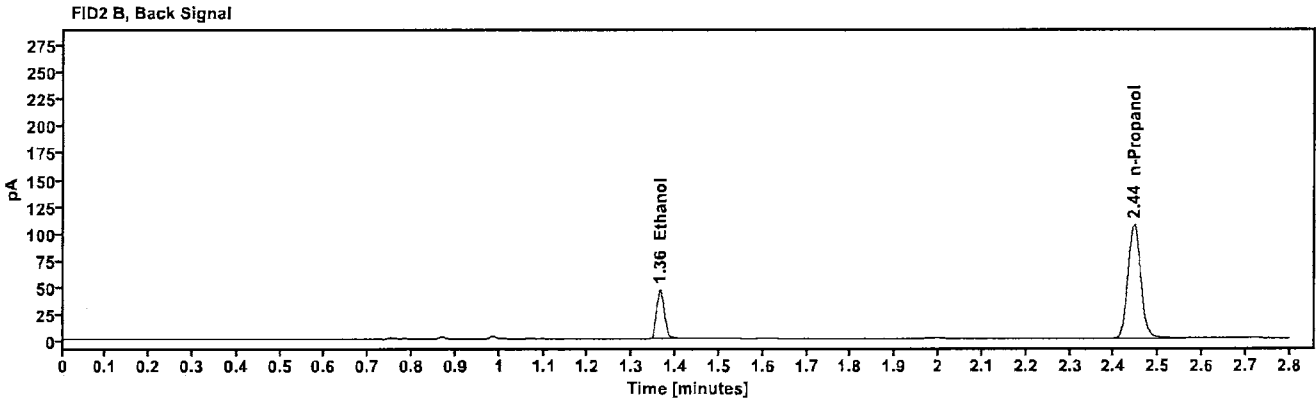
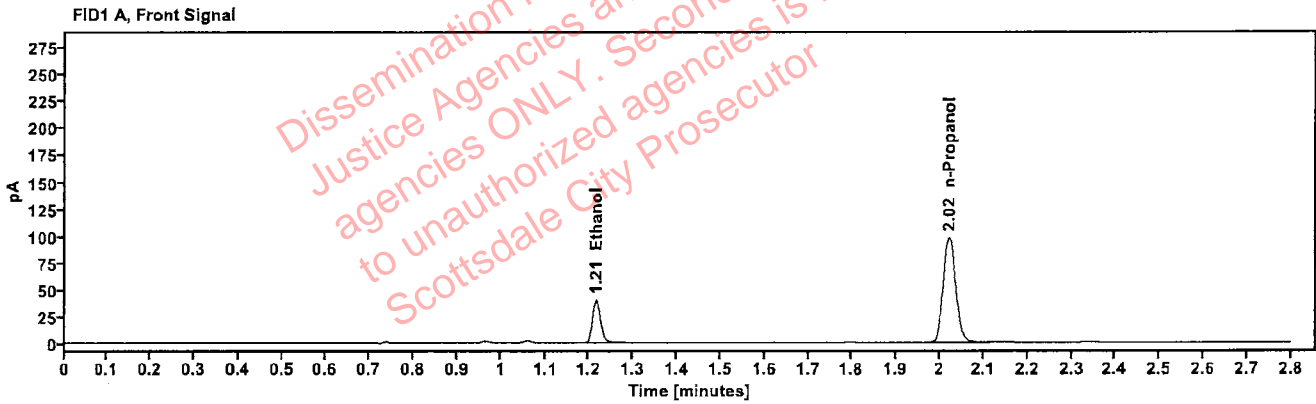


Table 1: FID 1 A (column DB-ALC1)

Compound	Amount (g/100mL)	Time (min)	Peak Area
>Ethanol	0.0762	1.215	51.538
n-Propanol	---	2.021	195.232

Table 2: FID 2 B (column DB-ALC2)

Compound	Time (min)	Peak Area
Ethanol	1.364	56.220
n-Propanol	2.444	212.067

### Scottsdale Police Department Crime Lab Volatiles Analysis

Sample:	2410737-2	Vial:	23
Description:	[REDACTED]	LIMS ID:	[REDACTED]
Method:	ethanol quant.M	Sequence:	04Jun24
Instrument:	US14173023 CN14160045	Injection date:	6/4/2024 4:17:26 PM
Data file:	C:\Chem32\1\Data\04Jun24\23.D	Analyst:	Brooke

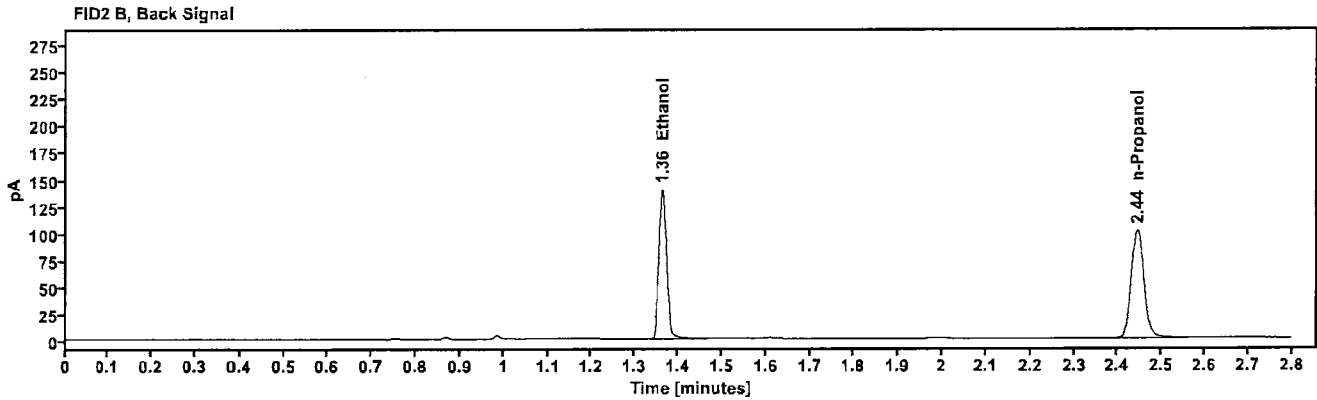
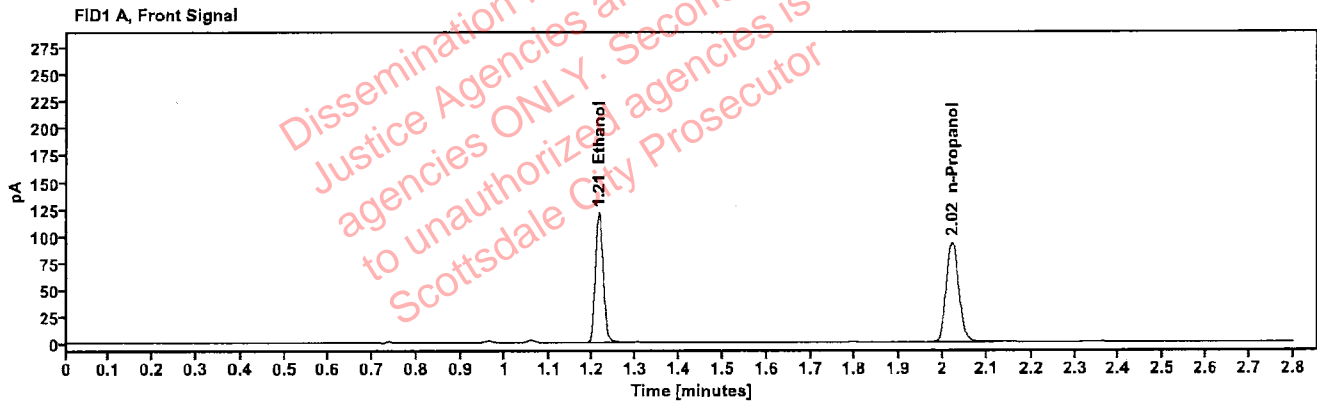


Table 1: FID 1 A (column DB-ALC1)

Compound	Amount (g/100mL)	Time (min)	Peak Area
>Ethanol	0.2340	1.214	154.197
n-Propanol	---	2.021	185.716

Table 2: FID 2 B (column DB-ALC2)

Compound	Time (min)	Peak Area
Ethanol	1.363	170.656
n-Propanol	2.444	201.653

### Scottsdale Police Department Crime Lab Volatiles Analysis

Sample:	2410737-2	Vial:	24
Description:	[REDACTED]	LIMS ID:	[REDACTED]
Method:	ethanol quant.M	Sequence:	04Jun24
Instrument:	US14173023 CN14160045	Injection date:	6/4/2024 4:21:25 PM
Data file:	C:\Chem32\1\Data\04Jun24\24.D	Analyst:	Brooke

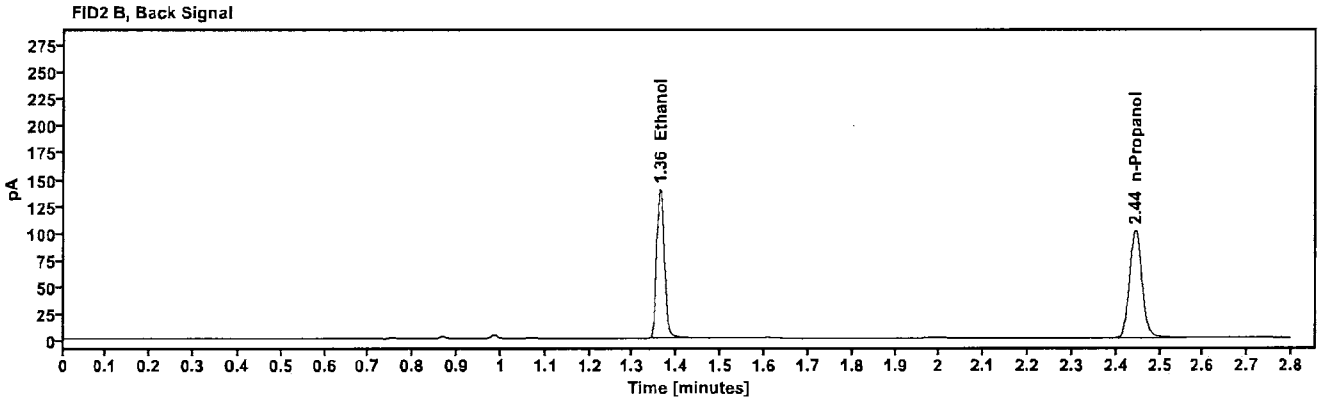
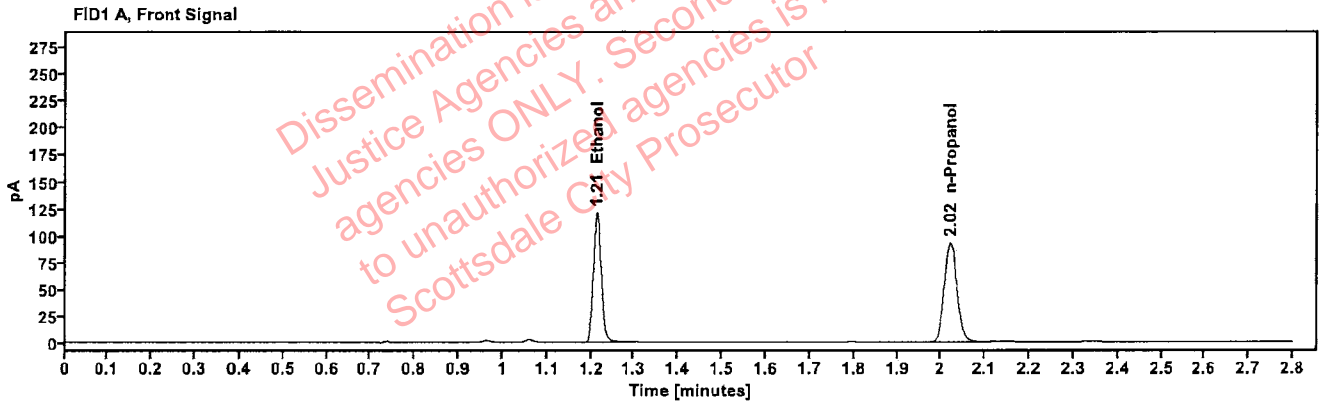


Table 1: FID 1 A (column DB-ALC1)

Compound	Amount (g/100mL)	Time (min)	Peak Area
>Ethanol	0.2346	1.213	153.938
n-Propanol	-----	2.021	184.949

Table 2: FID 2 B (column DB-ALC2)

Compound	Time (min)	Peak Area
Ethanol	1.362	168.954
n-Propanol	2.443	200.724

### Scottsdale Police Department Crime Lab Volatiles Analysis

Sample:	2411112-2	Vial:	25
Description:	[REDACTED]	LIMS ID:	[REDACTED]
Method:	ethanol quant.M	Sequence:	04Jun24
Instrument:	US14173023 CN14160045	Injection date:	6/4/2024 4:25:41 PM
Data file:	C:\Chem32\1\Data\04Jun24\25.D	Analyst:	Brooke

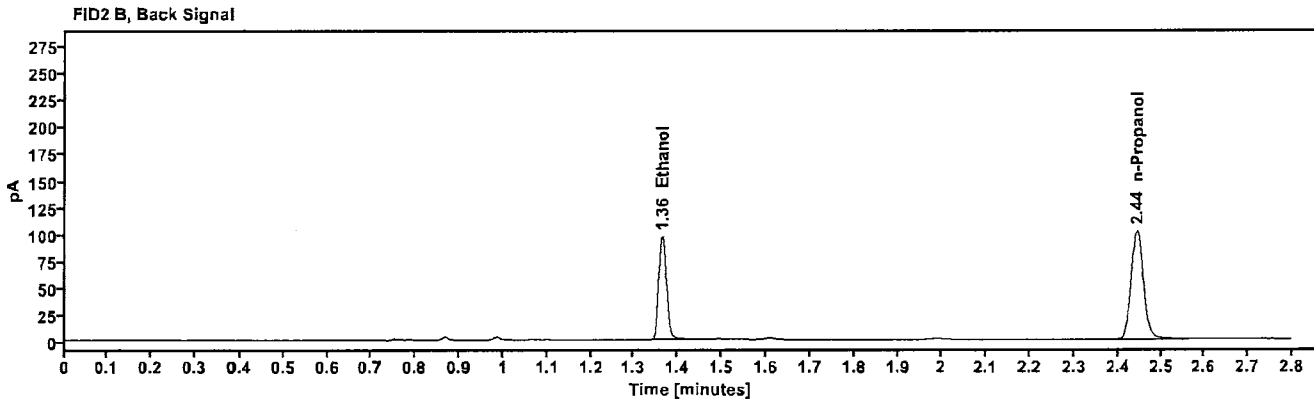
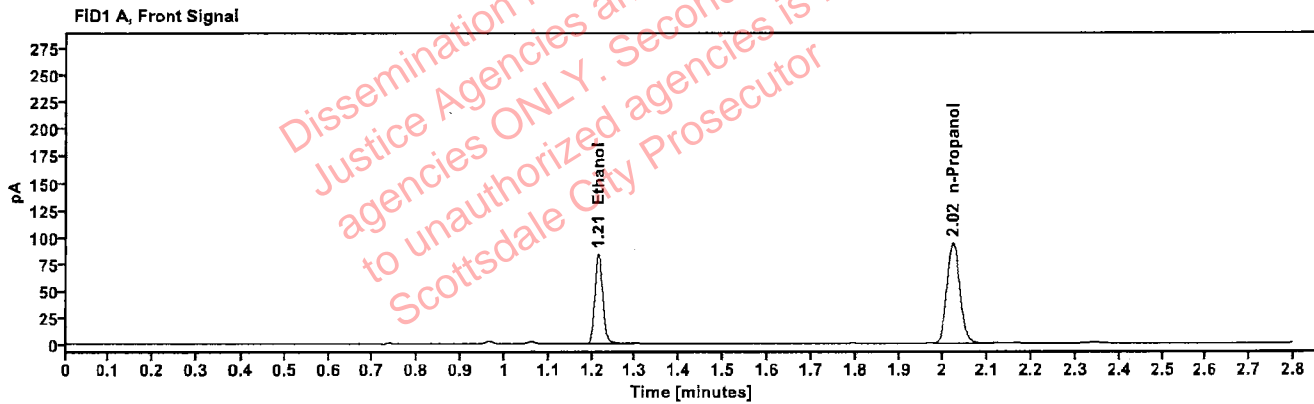


Table 1: FID 1 A (column DB-ALC1)

Compound	Amount (g/100mL)	Time (min)	Peak Area
>Ethanol	0.1614	1.214	106.888
n-Propanol	---	2.022	187.539

Table 2: FID 2 B (column DB-ALC2)

Compound	Time (min)	Peak Area
Ethanol	1.363	117.391
n-Propanol	2.444	202.380

### Scottsdale Police Department Crime Lab Volatiles Analysis

Sample:	2411112-2	Vial:	26
Description:	[REDACTED]	LIMS ID:	[REDACTED]
Method:	ethanol quant.M	Sequence:	04Jun24
Instrument:	US14173023 CN14160045	Injection date:	6/4/2024 4:29:40 PM
Data file:	C:\Chem32\1\Data\04Jun24\26.D	Analyst:	Brooke

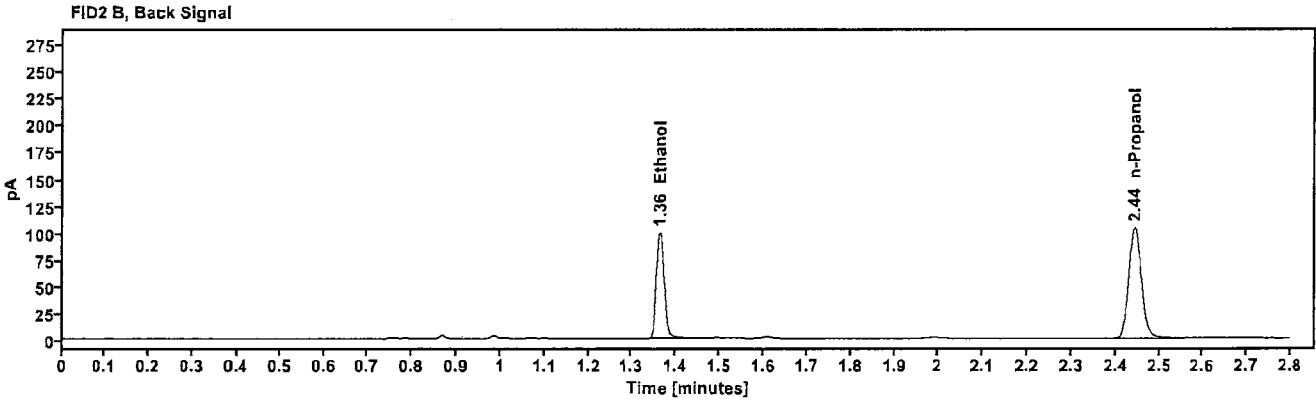
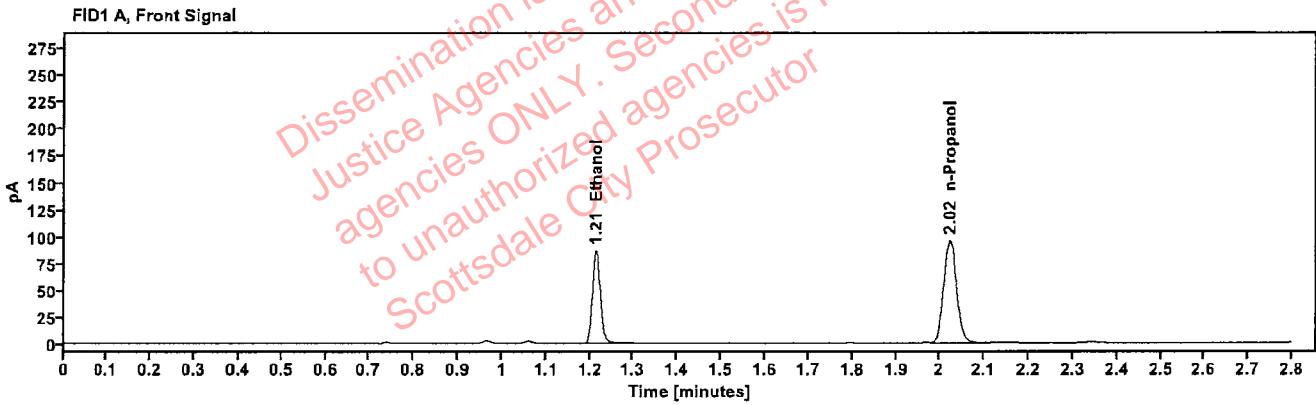


Table 1: FID 1 A (column DB-ALC1)

Compound	Amount (g/100mL)	Time (min)	Peak Area
>Ethanol	0.1629	1.214	110.451
n-Propanol	---	2.022	192.077

Table 2: FID 2 B (column DB-ALC2)

Compound	Time (min)	Peak Area
Ethanol	1.363	121.122
n-Propanol	2.444	207.334

### Scottsdale Police Department Crime Lab Volatiles Analysis

Sample:	2411214-2	Vial:	27
Description:	[REDACTED]	LIMS ID:	[REDACTED]
Method:	ethanol quant.M	Sequence:	04Jun24
Instrument:	US14173023 CN14160045	Injection date:	6/4/2024 4:33:41 PM
Data file:	C:\Chem32\1\Data\04Jun24\27.D	Analyst:	Brooke

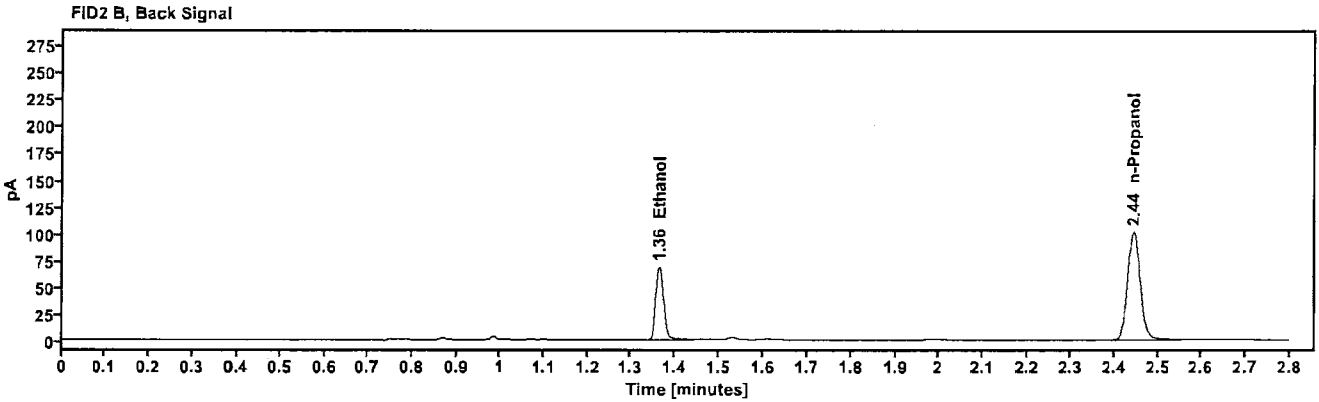
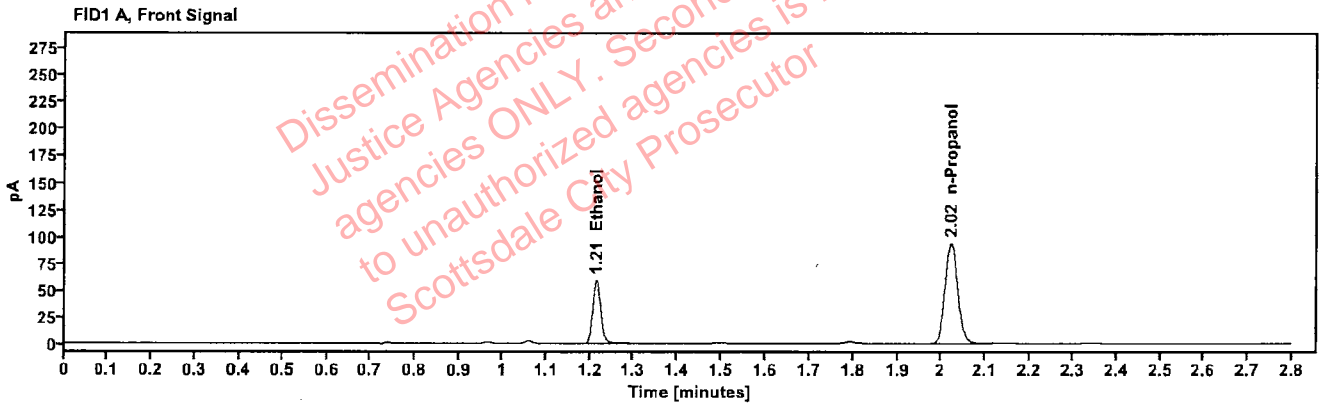


Table 1: FID 1 A (column DB-ALC1)

Compound	Amount (g/100mL)	Time (min)	Peak Area
>Ethanol	0.1157	1.214	75.751
n-Propanol	-----	2.022	186.722

Table 2: FID 2 B (column DB-ALC2)

Compound	Time (min)	Peak Area
Ethanol	1.363	82.926
n-Propanol	2.444	202.201



### Scottsdale Police Department Crime Lab Volatiles Analysis

Sample:	2411214-2	Vial:	28
Description:	[REDACTED]	LIMS ID:	[REDACTED]
Method:	ethanol quant.M	Sequence:	04Jun24
Instrument:	US14173023 CN14160045	Injection date:	6/4/2024 4:37:41 PM
Data file:	C:\Chem32\1\Data\04Jun24\28.D	Analyst:	Brooke

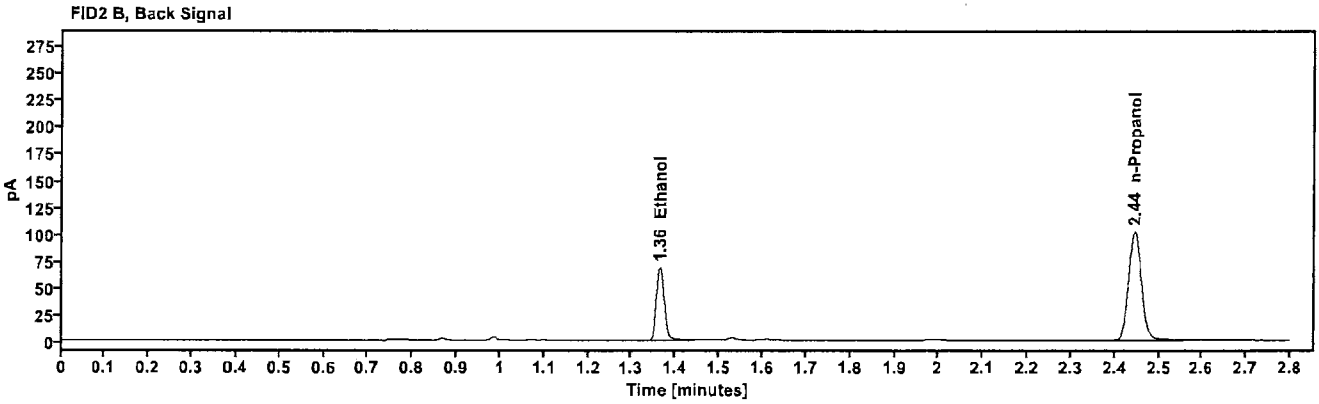
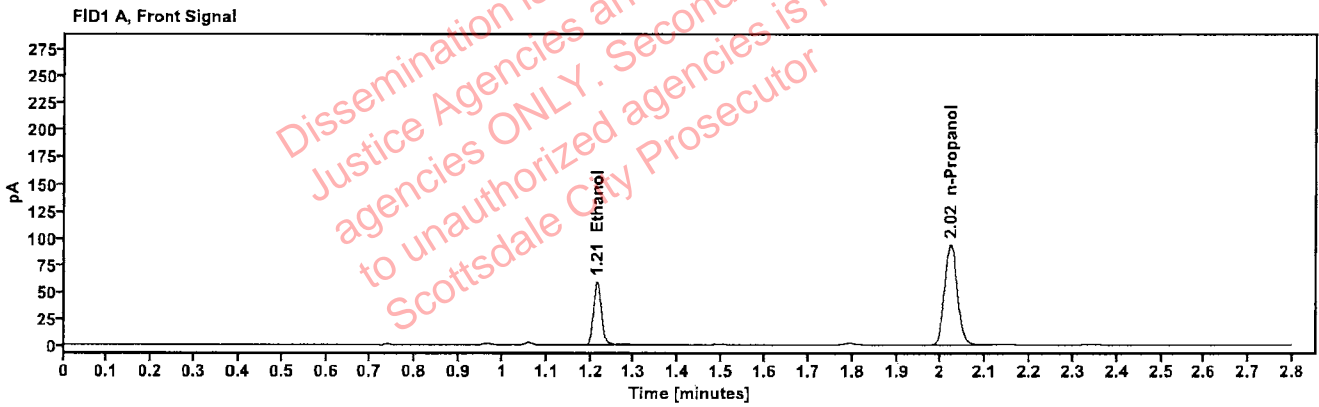


Table 1: FID 1 A (column DB-ALC1)

Compound	Amount (g/100mL)	Time (min)	Peak Area
>Ethanol	0.1153	1.215	75.494
n-Propanol	---	2.022	186.718

Table 2: FID 2 B (column DB-ALC2)

Compound	Time (min)	Peak Area
Ethanol	1.363	82.622
n-Propanol	2.445	202.088

### Scottsdale Police Department Crime Lab Volatiles Analysis

Sample:	VIAL000170	Vial:	29
Description:	[REDACTED]	LIMS ID:	[REDACTED]
Method:	ethanol quant.M	Sequence:	04Jun24
Instrument:	US14173023 CN14160045	Injection date:	6/4/2024 4:41:40 PM
Data file:	C:\Chem32\1\Data\04Jun24\29.D	Analyst:	Brooke

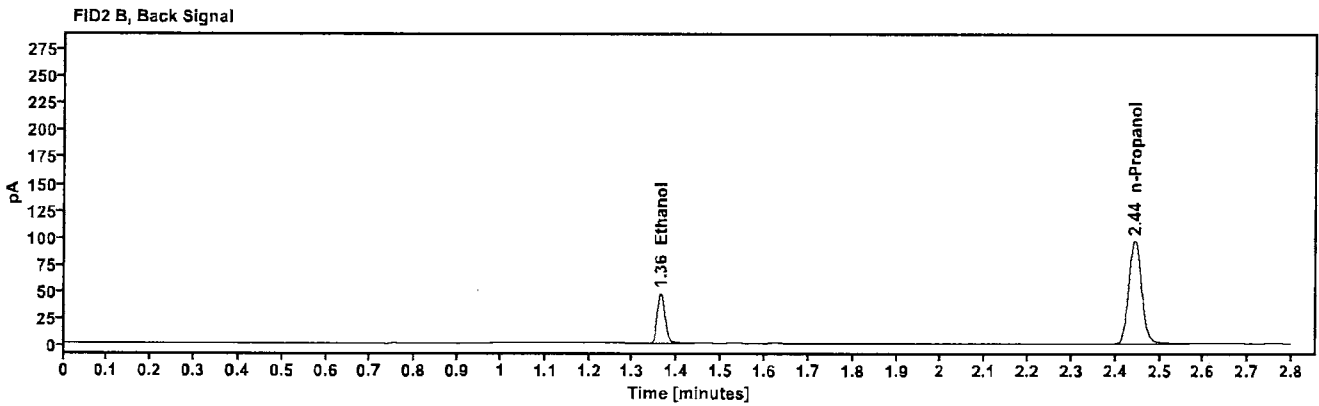
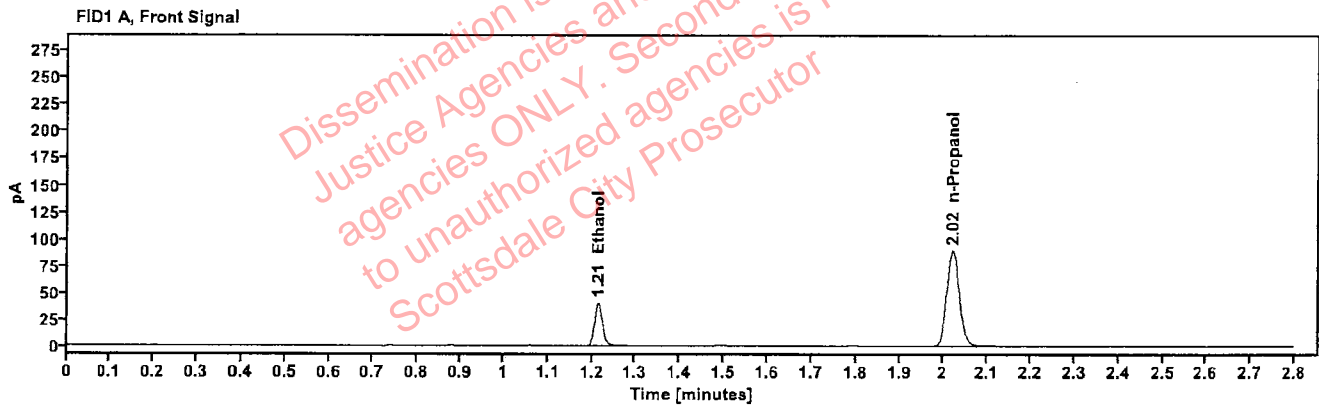


Table 1: FID 1 A (column DB-ALC1)

Compound	Amount (g/100mL)	Time (min)	Peak Area
>Ethanol	0.0835	1.214	51.476
n-Propanol	---	2.021	177.252

Table 2: FID 2 B (column DB-ALC2)

Compound	Time (min)	Peak Area
Ethanol	1.362	55.996
n-Propanol	2.443	191.981

### Scottsdale Police Department Crime Lab Volatiles Analysis

Sample:	VIAL000170	Vial:	30
Description:	[REDACTED]	LIMS ID:	[REDACTED]
Method:	ethanol quant.M	Sequence:	04Jun24
Instrument:	US14173023 CN14160045	Injection date:	6/4/2024 4:45:41 PM
Data file:	C:\Chem32\1\Data\04Jun24\30.D	Analyst:	Brooke

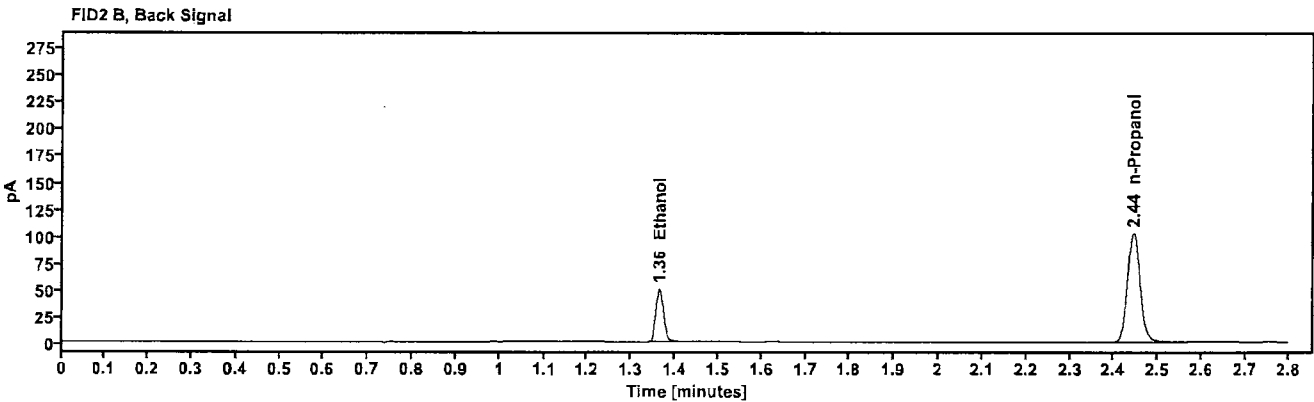
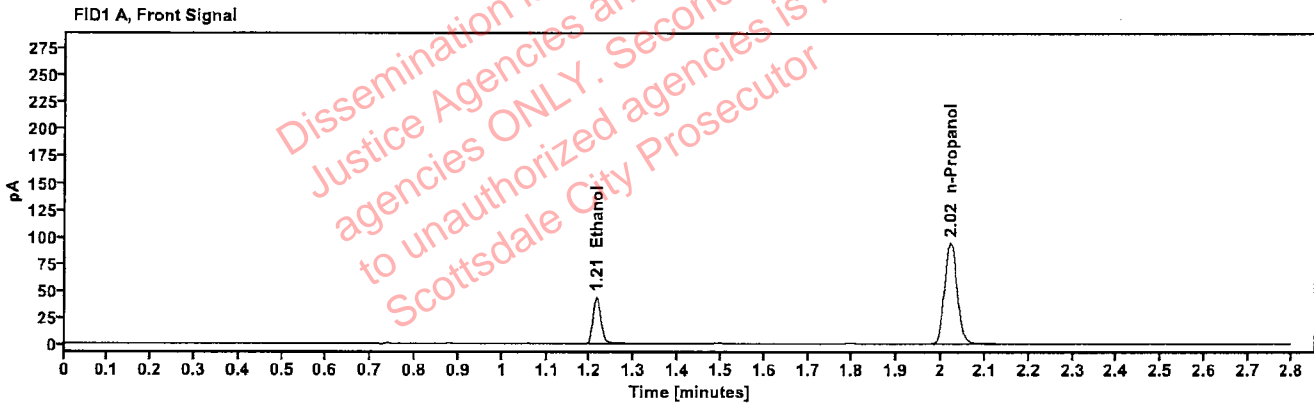


Table 1: FID 1 A (column DB-ALC1)

Compound	Amount (g/100mL)	Time (min)	Peak Area
>Ethanol	0.0846	1.214	55.561
n-Propanol	-----	2.021	188.906

Table 2: FID 2 B (column DB-ALC2)

Compound	Time (min)	Peak Area
Ethanol	1.363	60.611
n-Propanol	2.444	204.719

### Scottsdale Police Department Crime Lab Volatiles Analysis

Sample:	VIAL000215	Vial:	32
Description:	[REDACTED]	LIMS ID:	[REDACTED]
Method:	ethanol quant.M	Sequence:	04Jun24
Instrument:	US14173023 CN14160045	Injection date:	6/4/2024 4:53:55 PM
Data file:	C:\Chem32\1\Data\04Jun24\32.D	Analyst:	Brooke

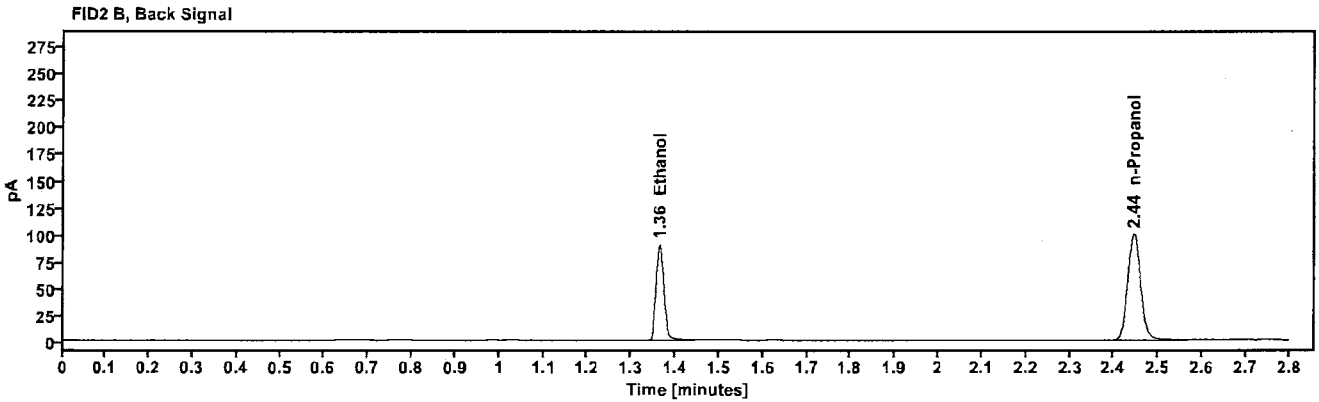
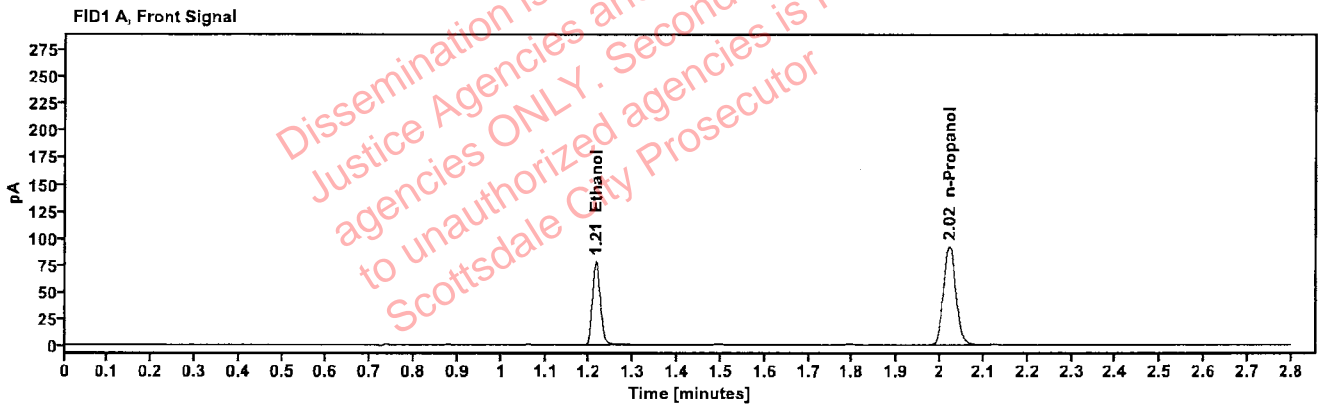


Table 1: FID 1 A (column DB-ALC1)

Compound	Amount (g/100mL)	Time (min)	Peak Area
>Ethanol	0.1542	1.214	100.060
n-Propanol	---	2.021	183.915

Table 2: FID 2 B (column DB-ALC2)

Compound	Time (min)	Peak Area
Ethanol	1.363	109.102
n-Propanol	2.444	199.282

### Scottsdale Police Department Crime Lab Volatiles Analysis

Sample:	VIAL000215	Vial:	33
Description:	[REDACTED]	LIMS ID:	[REDACTED]
Method:	ethanol quant.M	Sequence:	04Jun24
Instrument:	US14173023 CN14160045	Injection date:	6/4/2024 4:57:56 PM
Data file:	C:\Chem32\1\Data\04Jun24\33.D	Analyst:	Brooke

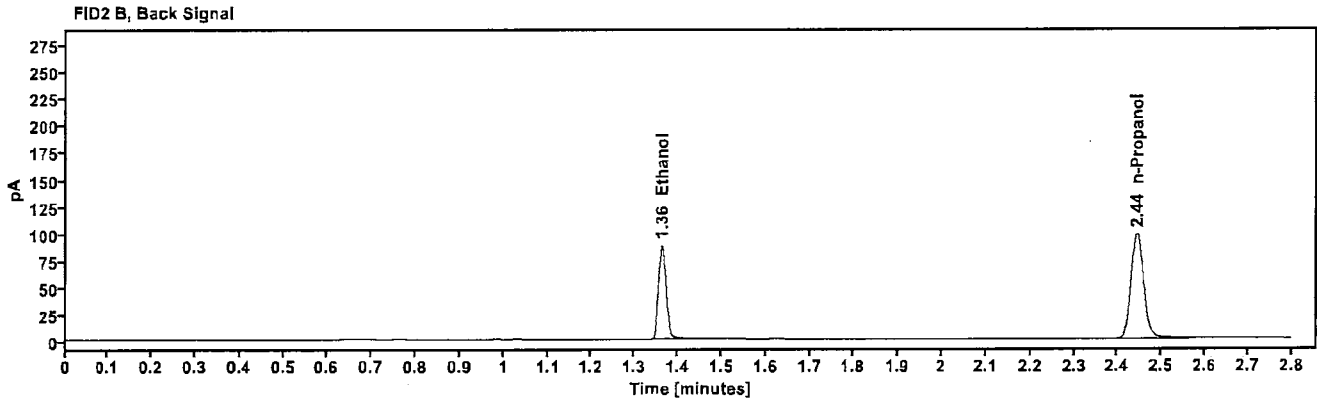
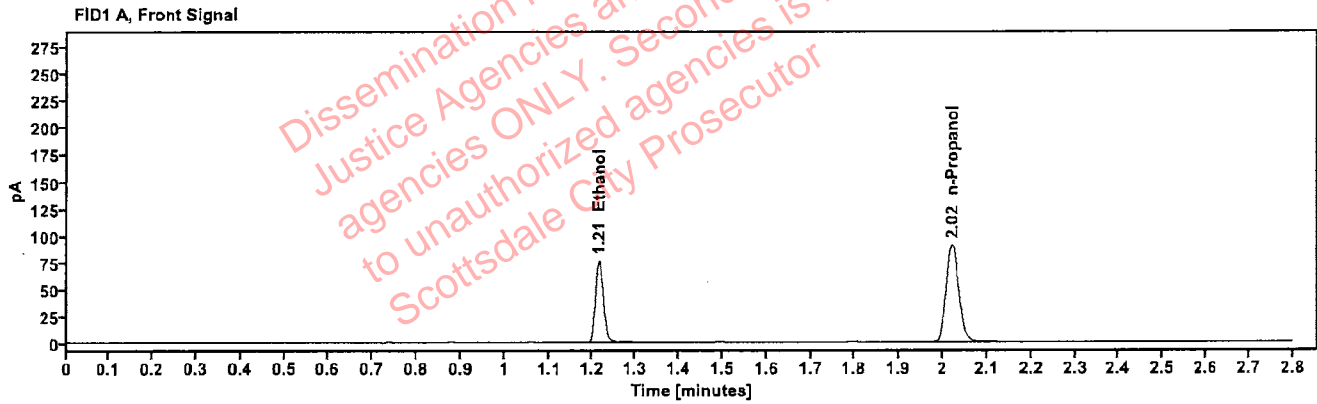


Table 1: FID 1 A (column DB-ALC1)

Compound	Amount (g/100mL)	Time (min)	Peak Area
>Ethanol	0.1533	1.214	97.753
n-Propanol	---	2.021	180.785

Table 2: FID 2 B (column DB-ALC2)

Compound	Time (min)	Peak Area
Ethanol	1.363	106.565
n-Propanol	2.444	195.773

### Scottsdale Police Department Crime Lab Volatiles Analysis

Sample:	VIAL000113	Vial:	34
Description:	[REDACTED]	LIMS ID:	[REDACTED]
Method:	ethanol quant.M	Sequence:	04Jun24
Instrument:	US14173023 CN14160045	Injection date:	6/4/2024 5:01:56 PM
Data file:	C:\Chem32\1\Data\04Jun24\34.D	Analyst:	Brooke

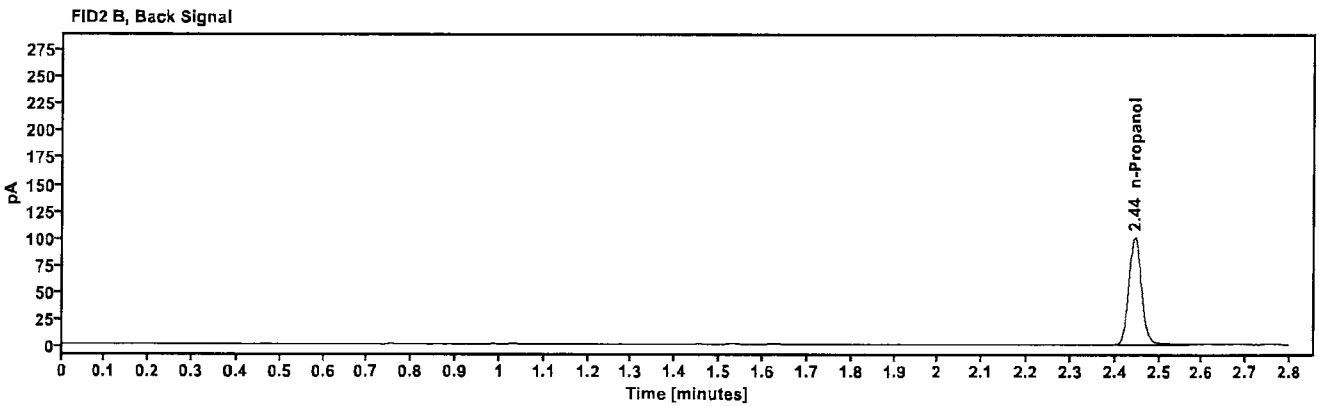
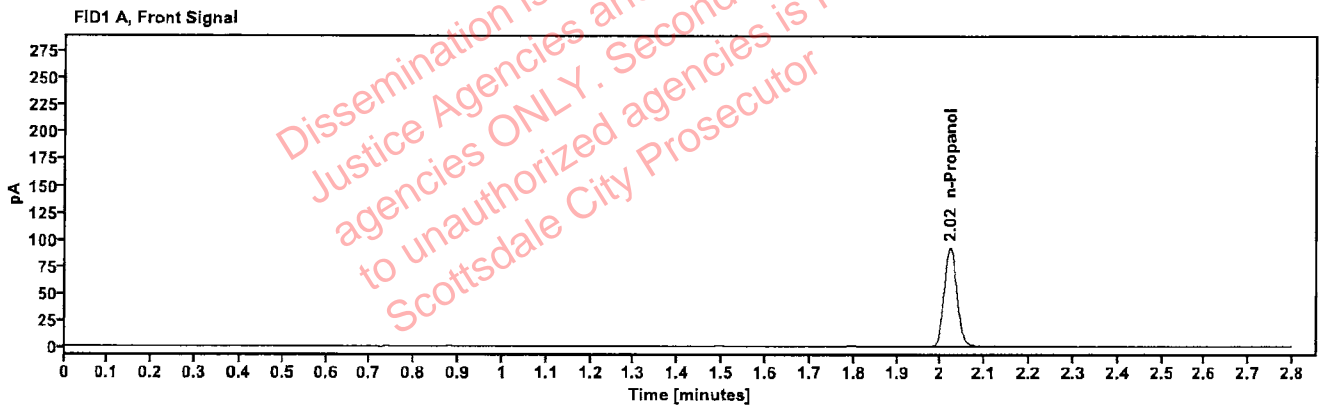


Table 1: FID 1 A (column DB-ALC1)

Compound	Amount (g/100mL)	Time (min)	Peak Area
n-Propanol	-----	2.022	185.765

Table 2: FID 2 B (column DB-ALC2)

Compound	Time (min)	Peak Area
n-Propanol	2.444	201.198

### Scottsdale Police Department Crime Lab Volatiles Analysis

Sample:	VIAL000113	Vial:	35
Description:	[REDACTED]	LIMS ID:	[REDACTED]
Method:	ethanol quant.M	Sequence:	04Jun24
Instrument:	US14173023 CN14160045	Injection date:	6/4/2024 5:05:55 PM
Data file:	C:\Chem32\1\Data\04Jun24\35.D	Analyst:	Brooke

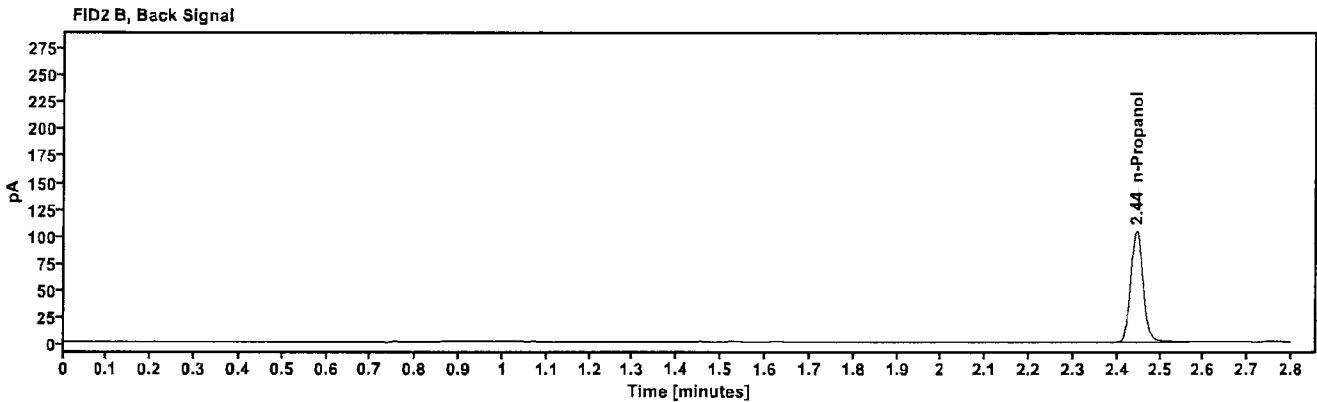
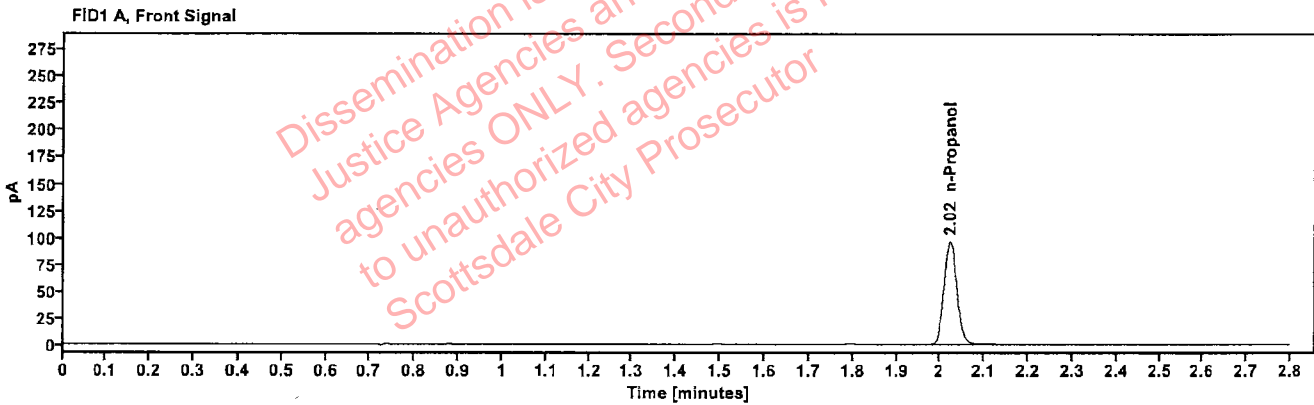


Table 1: FID 1 A (column DB-ALC1)

Compound	Amount (g/100mL)	Time (min)	Peak Area
n-Propanol	---	2.022	192.547

Table 2: FID 2 B (column DB-ALC2)

Compound	Time (min)	Peak Area
n-Propanol	2.445	208.572

### Scottsdale Police Department Crime Lab Volatiles Analysis

Sample:	VIAL000248	Vial:	36
Description:	[REDACTED]	LIMS ID:	[REDACTED]
Method:	ethanol quant.M	Sequence:	04Jun24
Instrument:	US14173023 CN14160045	Injection date:	6/4/2024 5:09:56 PM
Data file:	C:\Chem32\1\Data\04Jun24\36.D	Analyst:	Brooke

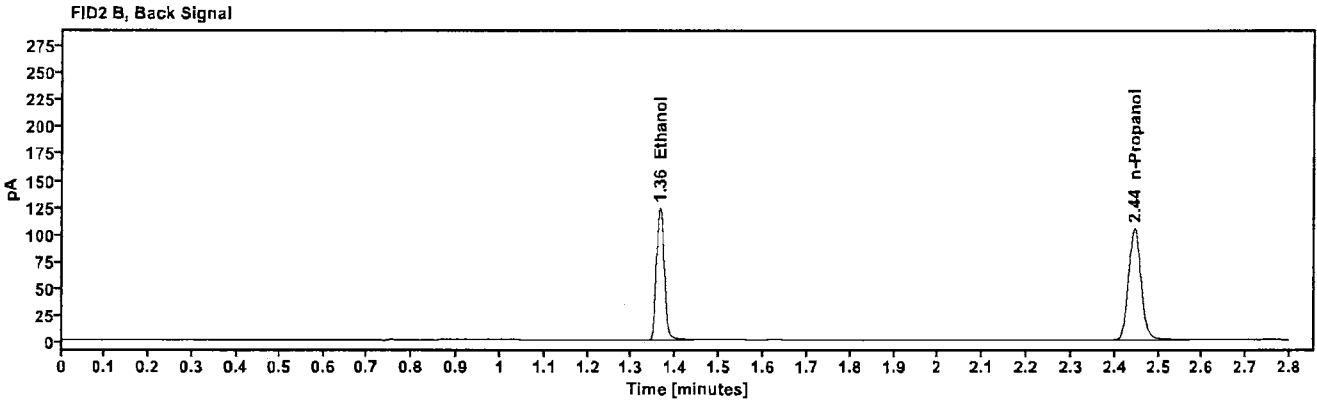
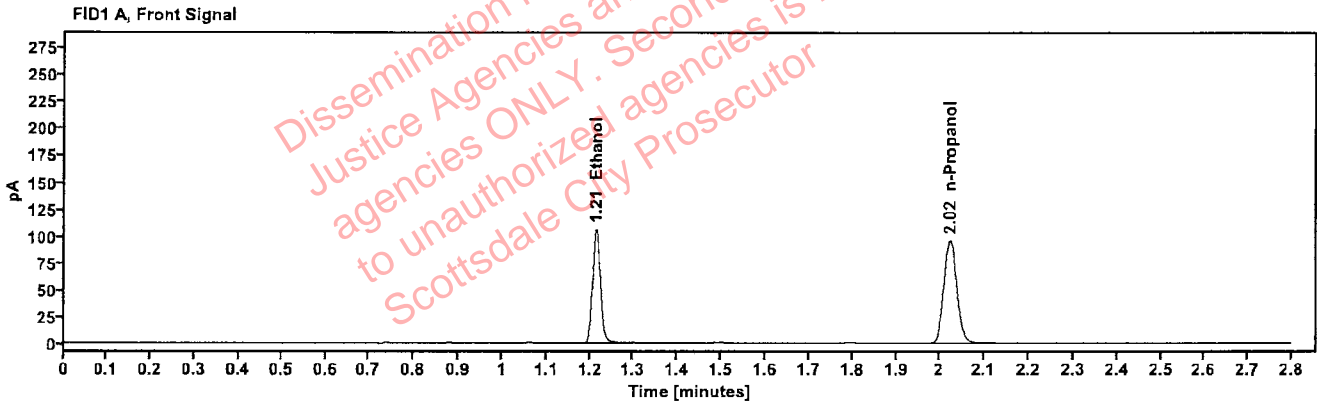


Table 1: FID 1 A (column DB-ALC1)

Compound	Amount (g/100mL)	Time (min)	Peak Area
>Ethanol	0.2002	1.214	136.253
n-Propanol	---	2.022	192.155

Table 2: FID 2 B (column DB-ALC2)

Compound	Time (min)	Peak Area
Ethanol	1.363	148.786
n-Propanol	2.445	208.196



### Scottsdale Police Department Crime Lab Volatiles Analysis

Sample:	VIAL000248	Vial:	37
Description:	[REDACTED]	LIMS ID:	[REDACTED]
Method:	ethanol quant.M	Sequence:	04Jun24
Instrument:	US14173023 CN14160045	Injection date:	6/4/2024 5:14:11 PM
Data file:	C:\Chem32\1\Data\04Jun24\37.D	Analyst:	Brooke

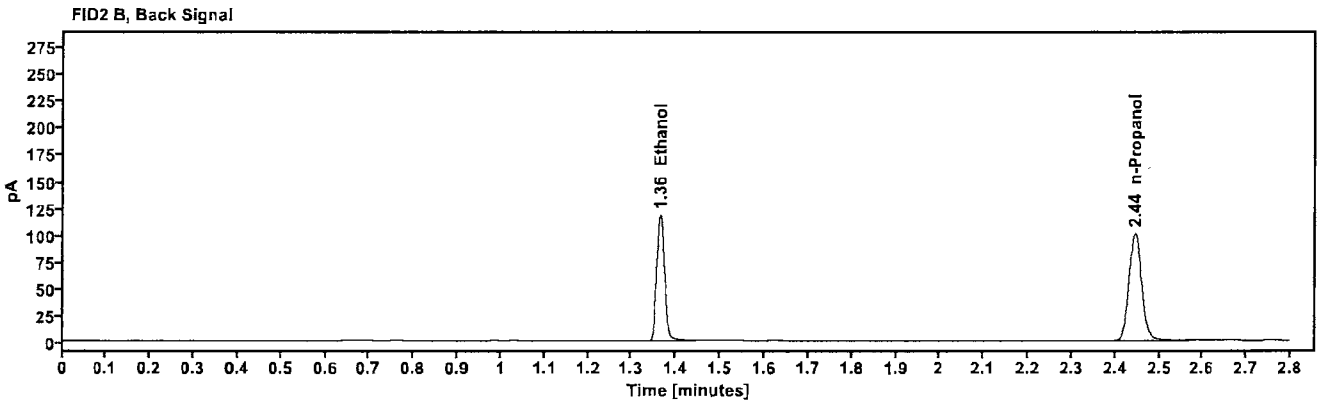
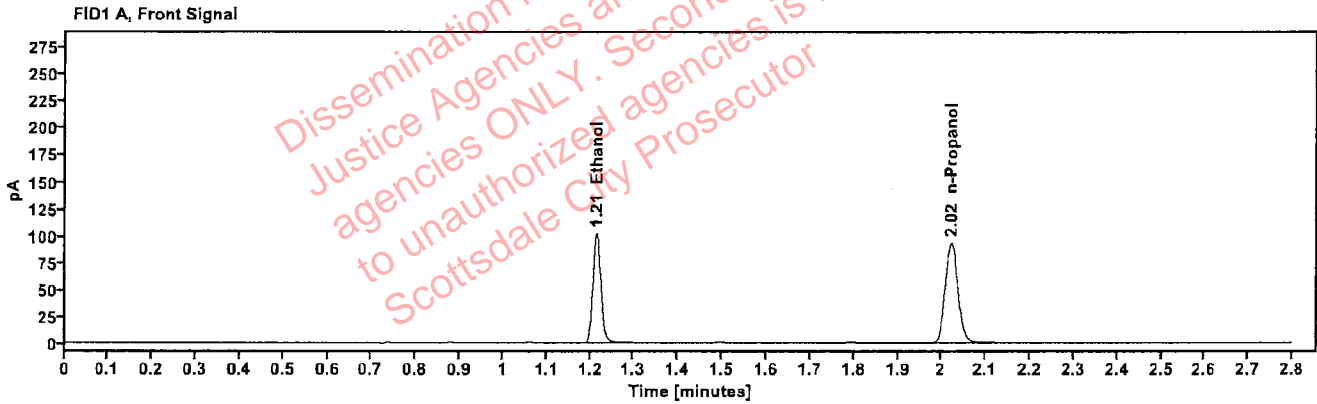


Table 1: FID 1 A (column DB-ALC1)

Compound	Amount (g/100mL)	Time (min)	Peak Area
>Ethanol	0.1984	1.214	130.597
n-Propanol	---	2.022	185.921

Table 2: FID 2 B (column DB-ALC2)

Compound	Time (min)	Peak Area
Ethanol	1.363	142.574
n-Propanol	2.445	201.299

### Scottsdale Police Department Crime Lab Volatiles Analysis

<b>Sample:</b>	394-01J.S.	<b>Vial:</b>	38
<b>Description:</b>	[REDACTED]	<b>LIMS ID:</b>	[REDACTED]
<b>Method:</b>	ethanol quant.M	<b>Sequence:</b>	04Jun24
<b>Instrument:</b>	US14173023 CN14160045	<b>Injection date:</b>	6/4/2024 5:18:10 PM
<b>Data file:</b>	C:\Chem32\1\Data\04Jun24\38.D	<b>Analyst:</b>	Brooke

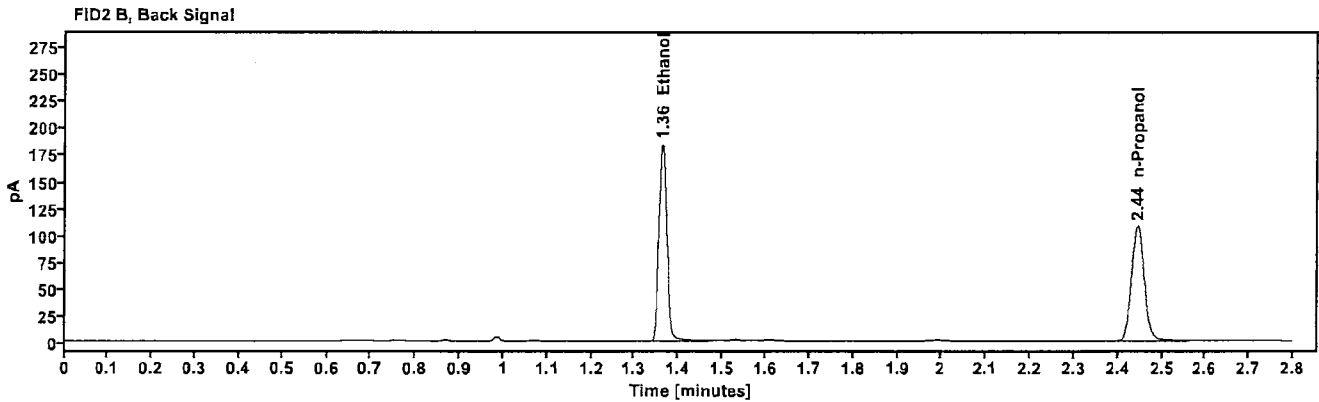
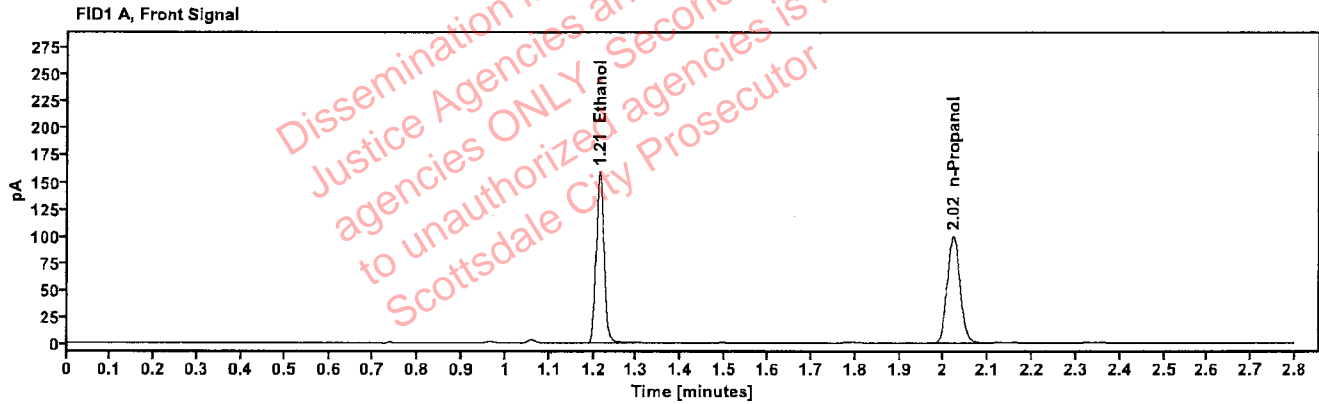


Table 1: FID 1 A (column DB-ALC1)

Compound	Amount (g/100mL)	Time (min)	Peak Area
>Ethanol	0.2881	1.213	202.906
n-Propanol	---	2.021	198.089

Table 2: FID 2 B (column DB-ALC2)

Compound	Time (min)	Peak Area
Ethanol	1.363	224.586
n-Propanol	2.444	214.789

### Scottsdale Police Department Crime Lab Volatiles Analysis

<b>Sample:</b>	394-01J.S.	<b>Vial:</b>	39
<b>Description:</b>	[REDACTED]	<b>LIMS ID:</b>	[REDACTED]
<b>Method:</b>	ethanol quant.M	<b>Sequence:</b>	04Jun24
<b>Instrument:</b>	US14173023 CN14160045	<b>Injection date:</b>	6/4/2024 5:22:10 PM
<b>Data file:</b>	C:\Chem32\1\Data\04Jun24\39.D	<b>Analyst:</b>	Brooke

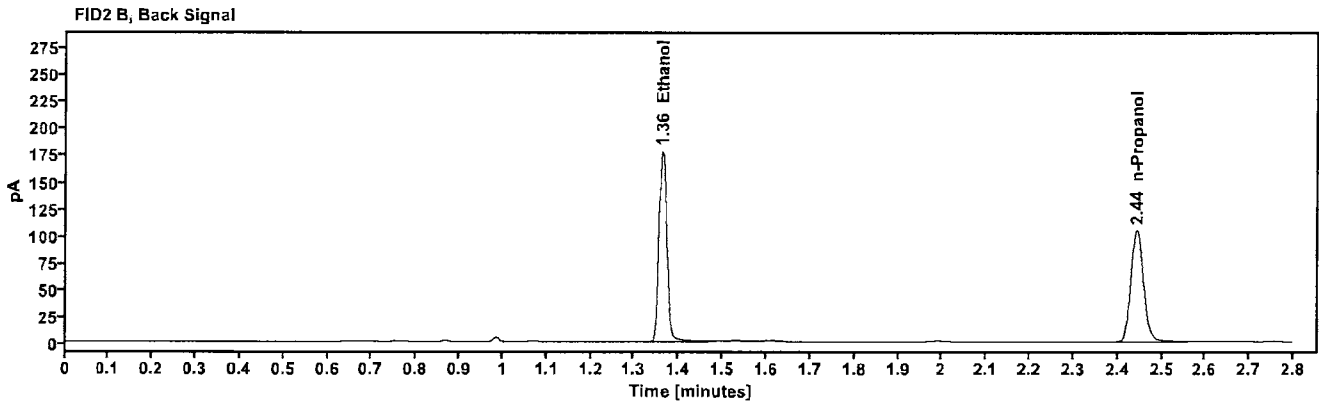
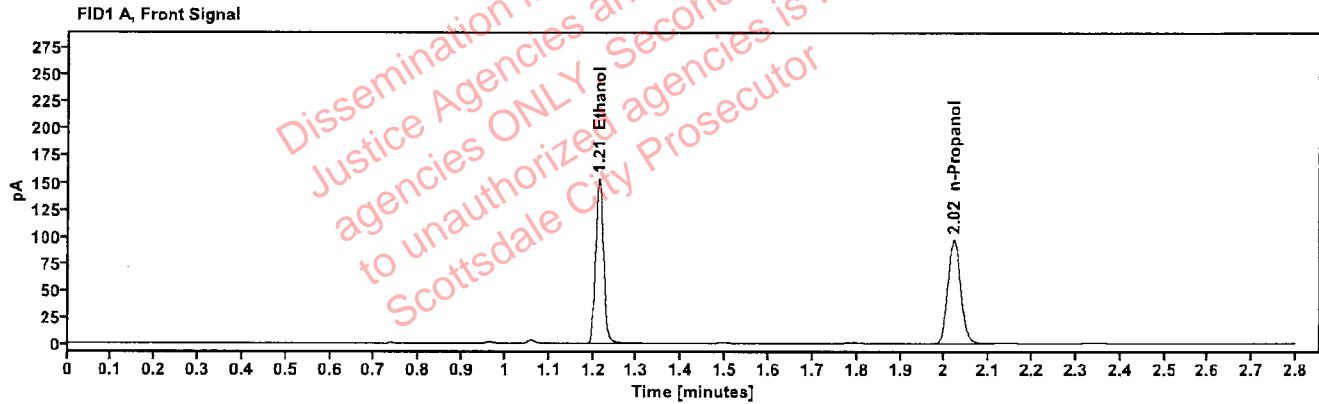


Table 1: FID 1 A (column DB-ALC1)

Compound	Amount (g/100mL)	Time (min)	Peak Area
>Ethanol	0.2864	1.213	195.610
n-Propanol	---	2.021	192.070

Table 2: FID 2 B (column DB-ALC2)

Compound	Time (min)	Peak Area
Ethanol	1.362	216.404
n-Propanol	2.444	208.579

### Scottsdale Police Department Crime Lab Volatiles Analysis

<b>Sample:</b> 433-01B.B.	<b>Vial:</b> 40
<b>Description:</b> [REDACTED]	<b>LIMS ID:</b> [REDACTED]
<b>Method:</b> ethanol quant.M	<b>Sequence:</b> 04Jun24
<b>Instrument:</b> US14173023 CN14160045	<b>Injection date:</b> 6/4/2024 5:26:11 PM
<b>Data file:</b> C:\Chem32\1\Data\04Jun24\40.D	<b>Analyst:</b> Brooke

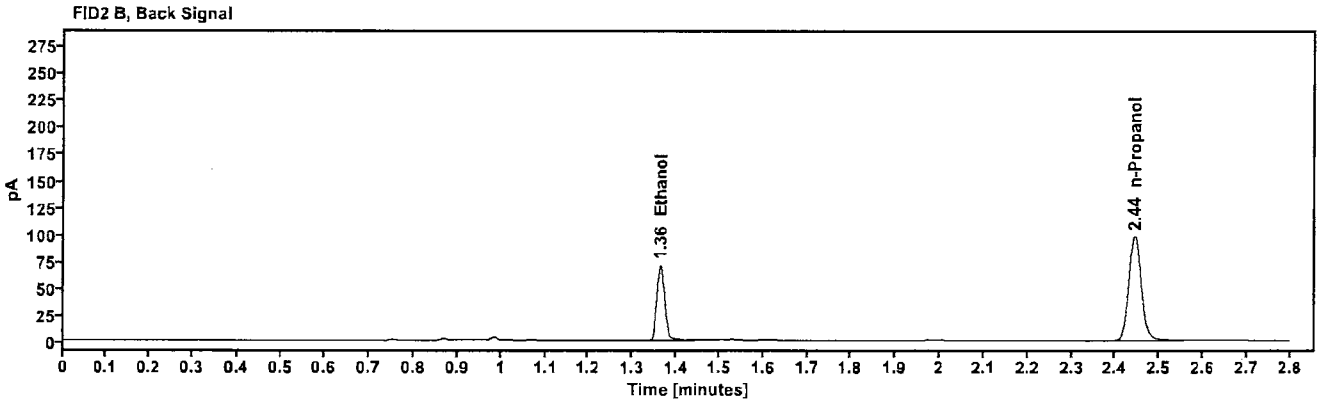
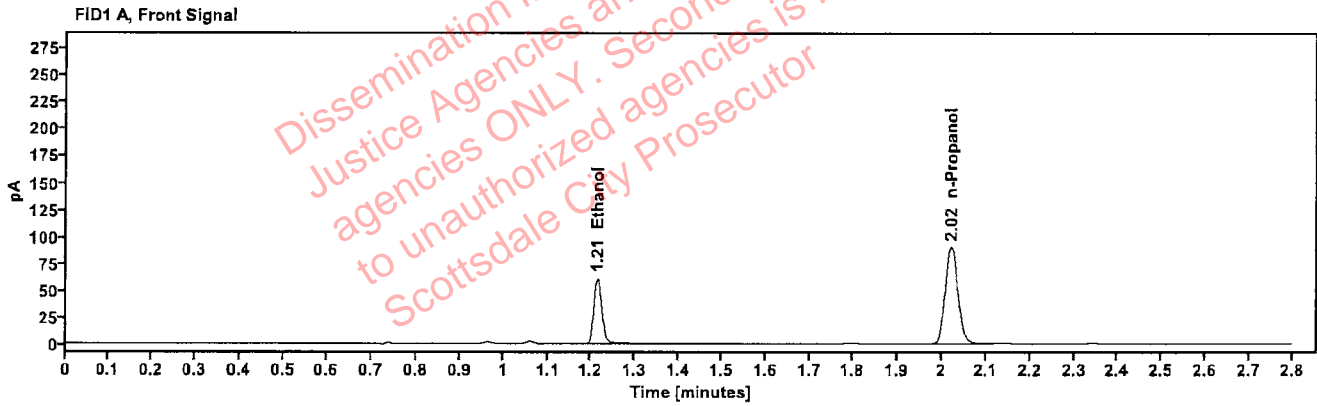


Table 1: FID 1 A (column DB-ALC1)

Compound	Amount (g/100mL)	Time (min)	Peak Area
>Ethanol	0.1241	1.214	78.422
n-Propanol	-----	2.021	179.900

Table 2: FID 2 B (column DB-ALC2)

Compound	Time (min)	Peak Area
Ethanol	1.362	85.935
n-Propanol	2.443	194.828

### Scottsdale Police Department Crime Lab Volatiles Analysis

Sample:	433-01B.B.	Vial:	41
Description:	[REDACTED]	LIMS ID:	[REDACTED]
Method:	ethanol quant.M	Sequence:	04Jun24
Instrument:	US14173023 CN14160045	Injection date:	6/4/2024 5:30:10 PM
Data file:	C:\Chem32\1\Data\04Jun24\41.D	Analyst:	Brooke

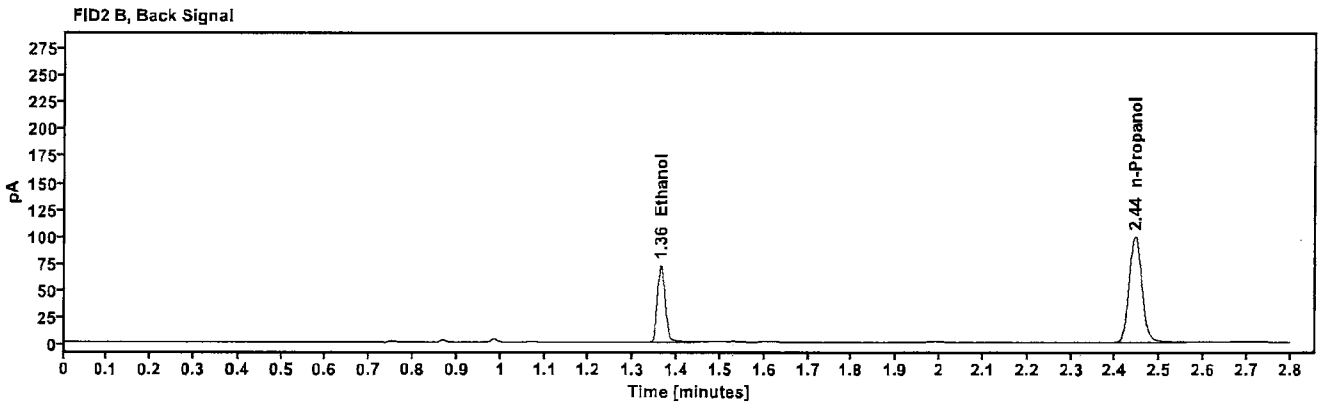
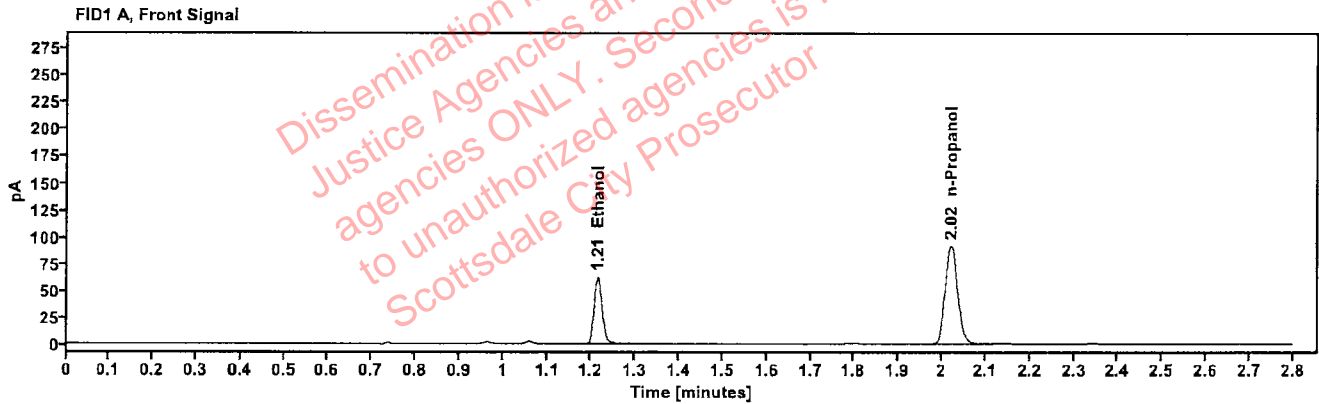


Table 1: FID 1 A (column DB-ALC1)

Compound	Amount (g/100mL)	Time (min)	Peak Area
>Ethanol	0.1243	1.214	80.063
n-Propanol	---	2.021	183.284

Table 2: FID 2 B (column DB-ALC2)

Compound	Time (min)	Peak Area
Ethanol	1.363	87.435
n-Propanol	2.444	198.737

### Scottsdale Police Department Crime Lab Volatiles Analysis

Sample:	436-01F.N.	Vial:	43
Description:	[REDACTED]	LIMS ID:	[REDACTED]
Method:	ethanol quant.M	Sequence:	04Jun24
Instrument:	US14173023 CN14160045	Injection date:	6/4/2024 5:38:26 PM
Data file:	C:\Chem32\1\Data\04Jun24\43.D	Analyst:	Brooke

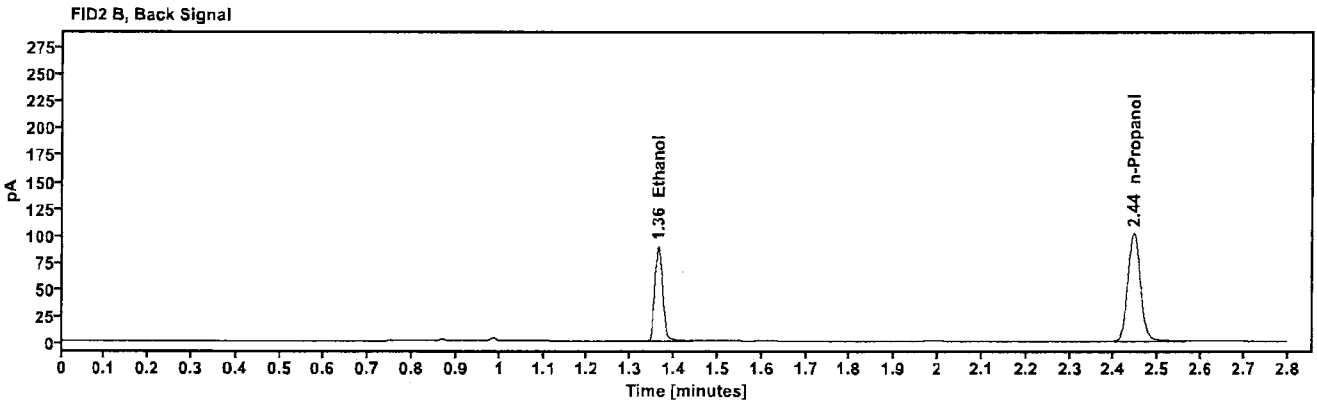
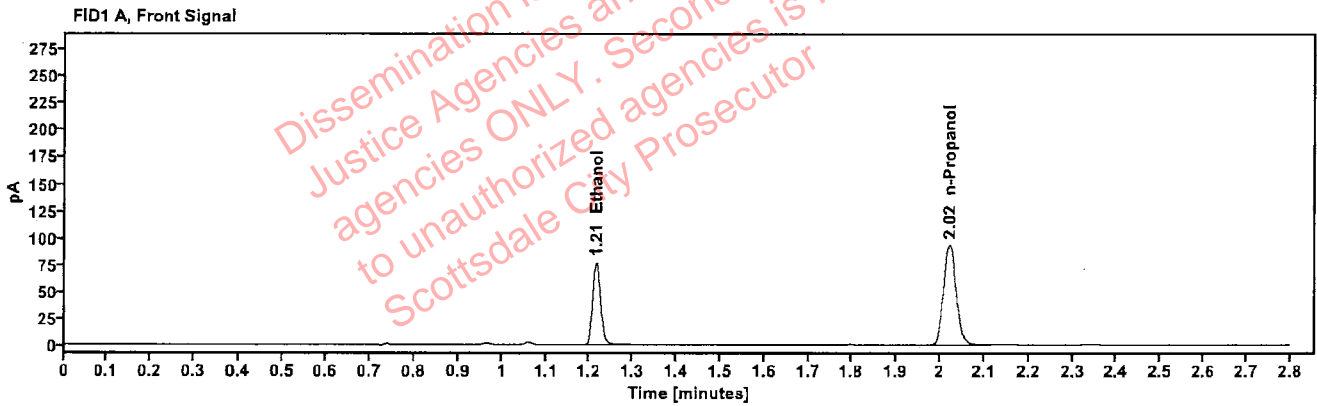


Table 1: FID 1 A (column DB-ALC1)

Compound	Amount (g/100mL)	Time (min)	Peak Area
>Ethanol	0.1502	1.214	98.776
n-Propanol	---	2.022	186.534

Table 2: FID 2 B (column DB-ALC2)

Compound	Time (min)	Peak Area
Ethanol	1.363	107.991
n-Propanol	2.444	202.640

### Scottsdale Police Department Crime Lab Volatiles Analysis

Sample:	436-01F.N.	Vial:	44
Description:	[REDACTED]	LIMS ID:	[REDACTED]
Method:	ethanol quant.M	Sequence:	04Jun24
Instrument:	US14173023 CN14160045	Injection date:	6/4/2024 5:42:26 PM
Data file:	C:\Chem32\1\Data\04Jun24\44.D	Analyst:	Brooke

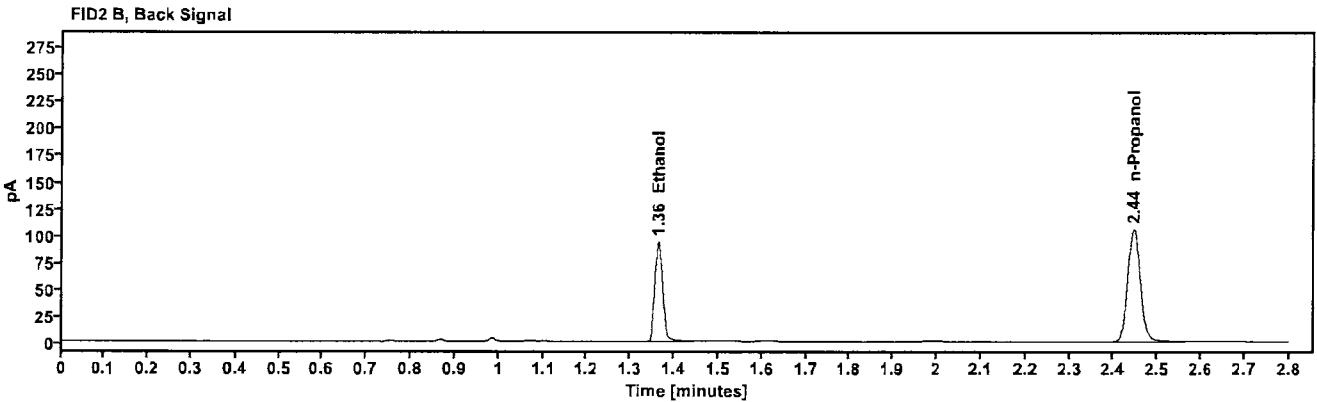
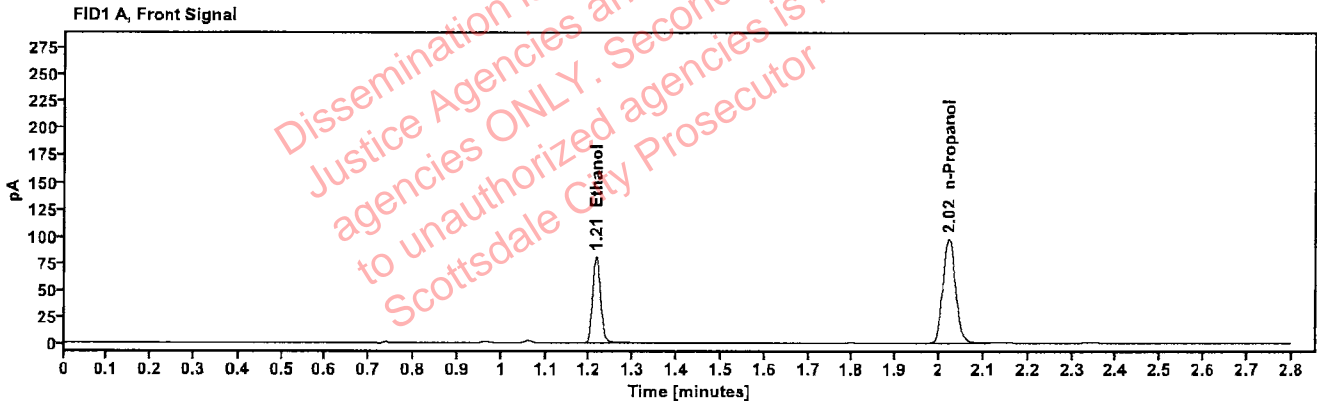


Table 1: FID 1 A (column DB-ALC1)

Compound	Amount (g/100mL)	Time (min)	Peak Area
>Ethanol	0.1516	1.214	103.713
n-Propanol	---	2.022	193.930

Table 2: FID 2 B (column DB-ALC2)

Compound	Time (min)	Peak Area
Ethanol	1.363	113.471
n-Propanol	2.445	210.655

### Scottsdale Police Department Crime Lab Volatiles Analysis

<b>Sample:</b>	334-01A.B.	<b>Vial:</b>	45
<b>Description:</b>	[REDACTED]	<b>LIMS ID:</b>	[REDACTED]
<b>Method:</b>	ethanol quant.M	<b>Sequence:</b>	04Jun24
<b>Instrument:</b>	US14173023 CN14160045	<b>Injection date:</b>	6/4/2024 5:46:25 PM
<b>Data file:</b>	C:\Chem32\1\Data\04Jun24\45.D	<b>Analyst:</b>	Brooke

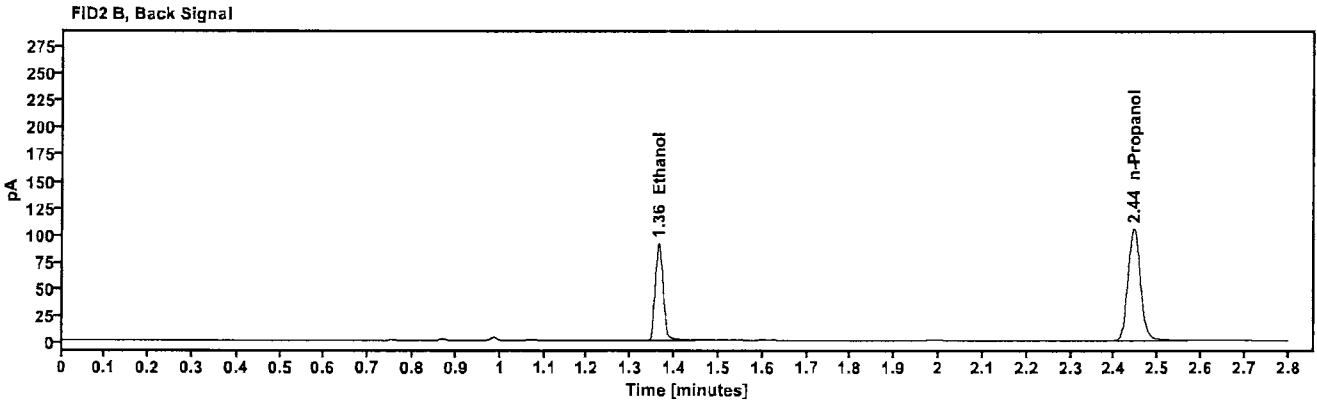
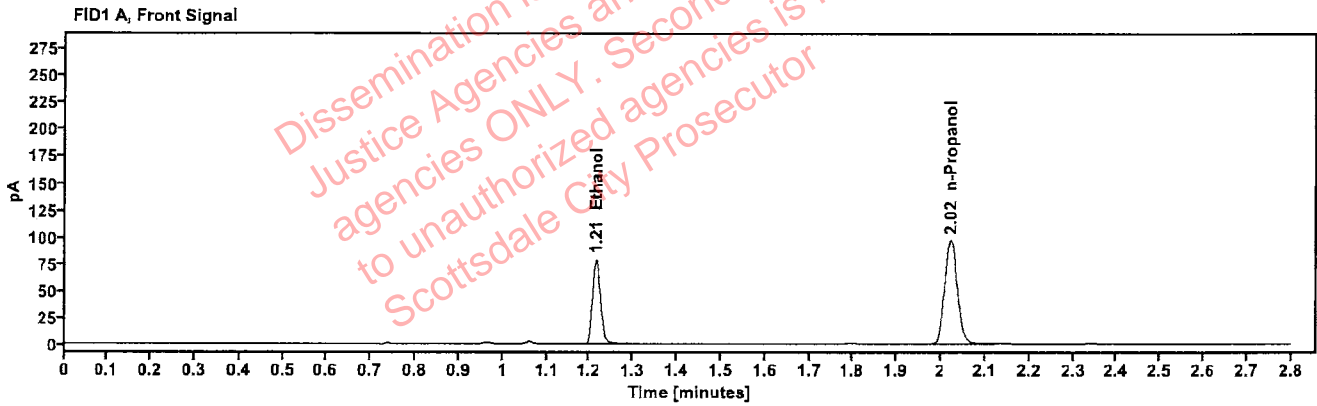


Table 1: FID 1 A (column DB-ALC1)

Compound	Amount (g/100mL)	Time (min)	Peak Area
>Ethanol	0.1484	1.214	101.142
n-Propanol	—	2.022	193.309

Table 2: FID 2 B (column DB-ALC2)

Compound	Time (min)	Peak Area
Ethanol	1.363	110.819
n-Propanol	2.445	209.685



### Scottsdale Police Department Crime Lab Volatiles Analysis

Sample:	334-01A.B.	Vial:	46
Description:	[REDACTED]	LIMS ID:	[REDACTED]
Method:	ethanol quant.M	Sequence:	04Jun24
Instrument:	US14173023 CN14160045	Injection date:	6/4/2024 5:50:26 PM
Data file:	C:\Chem32\1\Data\04Jun24\46.D	Analyst:	Brooke

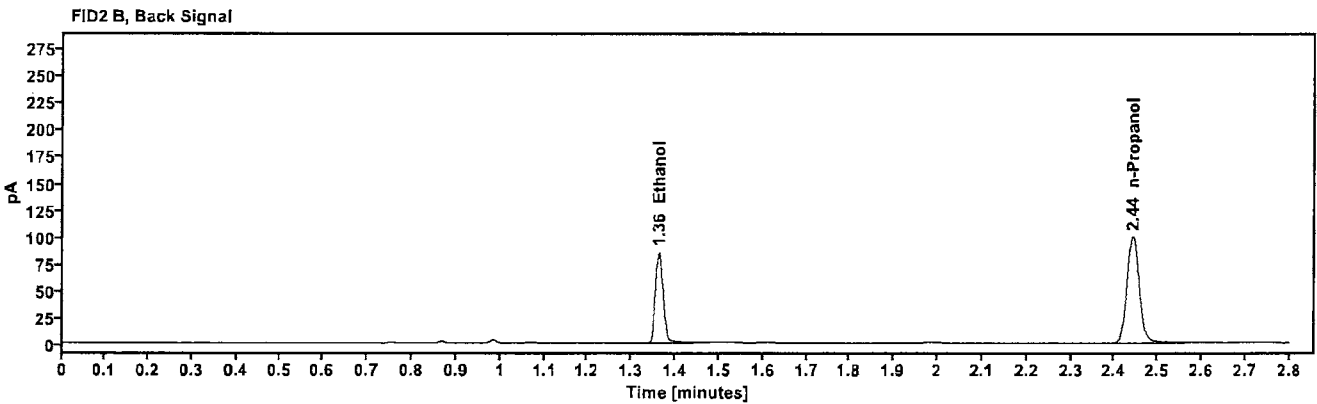
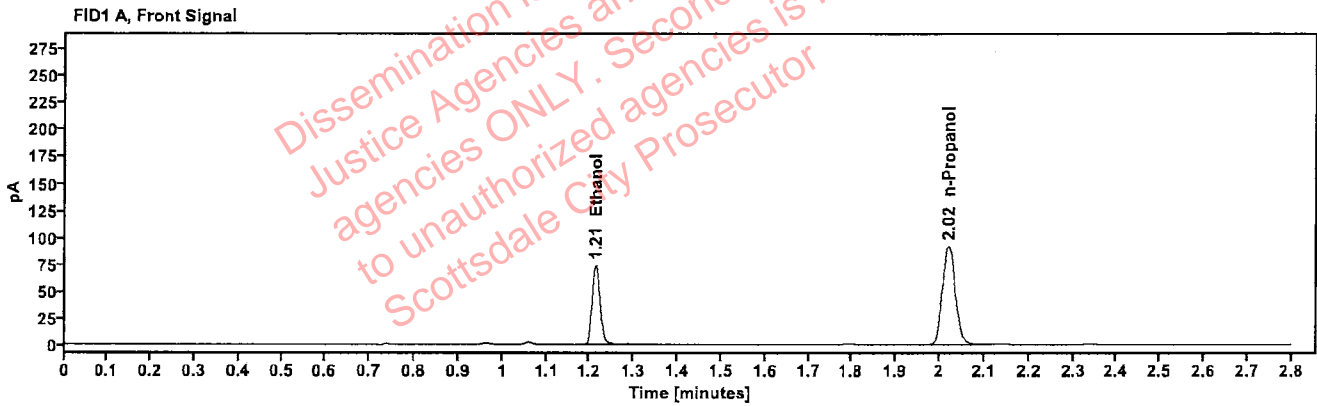


Table 1: FID 1 A (column DB-ALC1)

Compound	Amount (g/100mL)	Time (min)	Peak Area
>Ethanol	0.1459	1.213	93.996
n-Propanol	---	2.020	182.811

Table 2: FID 2 B (column DB-ALC2)

Compound	Time (min)	Peak Area
Ethanol	1.362	102.892
n-Propanol	2.441	198.248

### Scottsdale Police Department Crime Lab Volatiles Analysis

Sample:	409-01M.B.	Vial:	47
Description:	[REDACTED]	LIMS ID:	[REDACTED]
Method:	ethanol quant.M	Sequence:	04Jun24
Instrument:	US14173023 CN14160045	Injection date:	6/4/2024 5:54:25 PM
Data file:	C:\Chem32\1\Data\04Jun24\47.D	Analyst:	Brooke

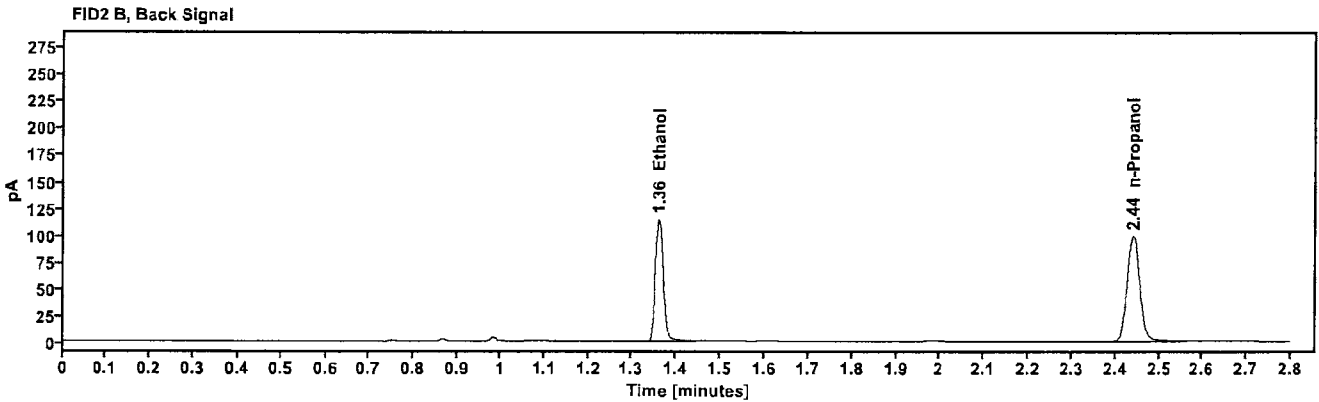
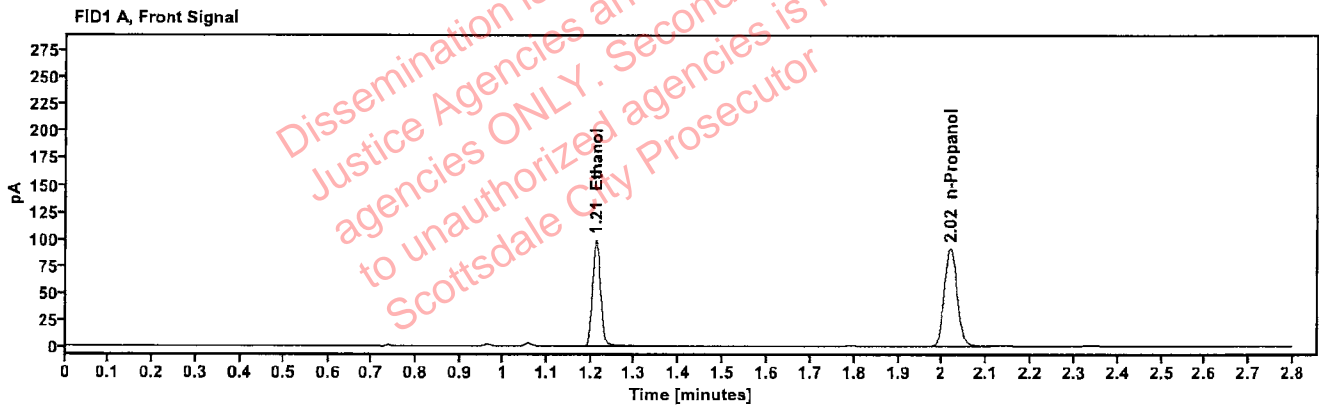


Table 1: FID 1 A (column DB-ALC1)

Compound	Amount (g/100mL)	Time (min)	Peak Area
>Ethanol	0.1962	1.212	126.092
n-Propanol	-----	2.018	181.554

Table 2: FID 2 B (column DB-ALC2)

Compound	Time (min)	Peak Area
Ethanol	1.360	138.102
n-Propanol	2.440	196.616

### Scottsdale Police Department Crime Lab Volatiles Analysis

Sample:	409-01M.B.	Vial:	48
Description:	[REDACTED]	LIMS ID:	[REDACTED]
Method:	ethanol quant.M	Sequence:	04Jun24
Instrument:	US14173023 CN14160045	Injection date:	6/4/2024 5:58:26 PM
Data file:	C:\Chem32\1\Data\04Jun24\48.D	Analyst:	Brooke

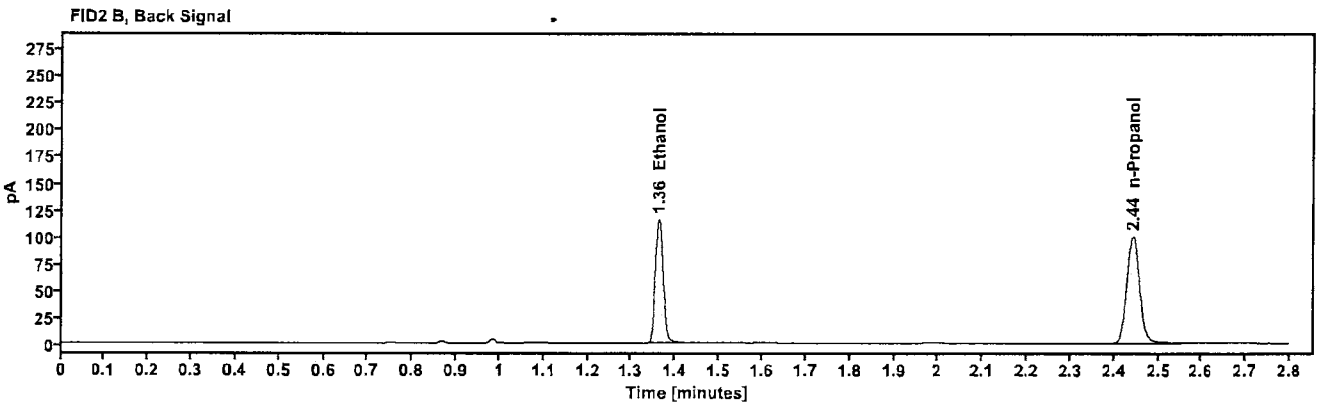
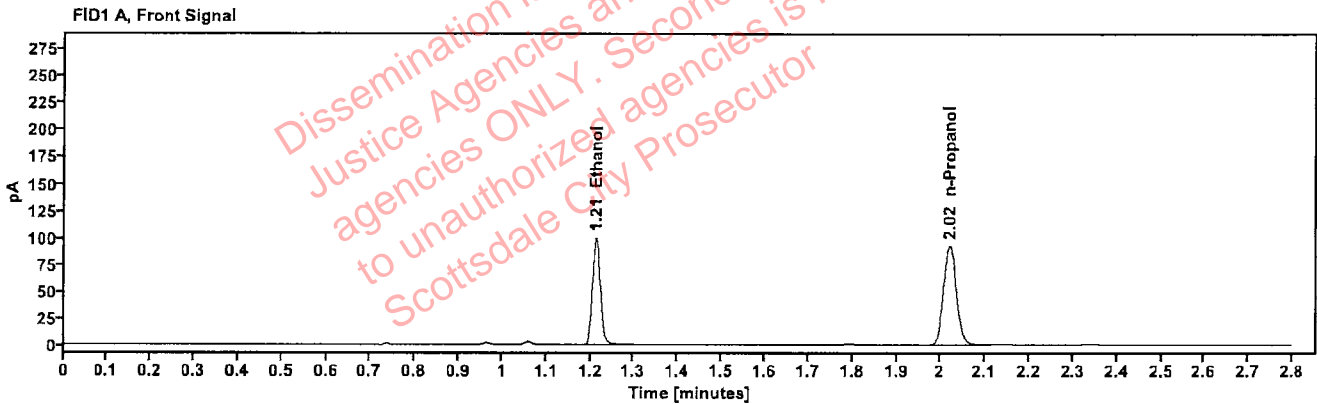


Table 1: FID 1 A (column DB-ALC1)

Compound	Amount (g/100mL)	Time (min)	Peak Area
>Ethanol	0.1961	1.213	128.018
n-Propanol	---	2.020	184.408

Table 2: FID 2 B (column DB-ALC2)

Compound	Time (min)	Peak Area
Ethanol	1.362	140.229
n-Propanol	2.442	199.812

### Scottsdale Police Department Crime Lab Volatiles Analysis

Sample:	353-01S.G.	Vial:	49
Description:	[REDACTED]	LIMS ID:	[REDACTED]
Method:	ethanol quant.M	Sequence:	04Jun24
Instrument:	US14173023 CN14160045	Injection date:	6/4/2024 6:02:41 PM
Data file:	C:\Chem32\1\Data\04Jun24\49.D	Analyst:	Brooke

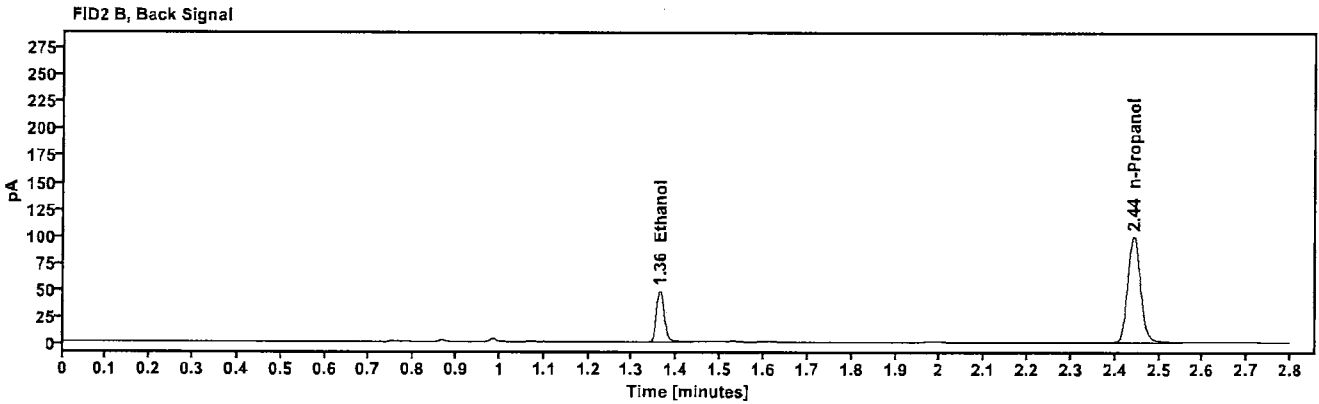
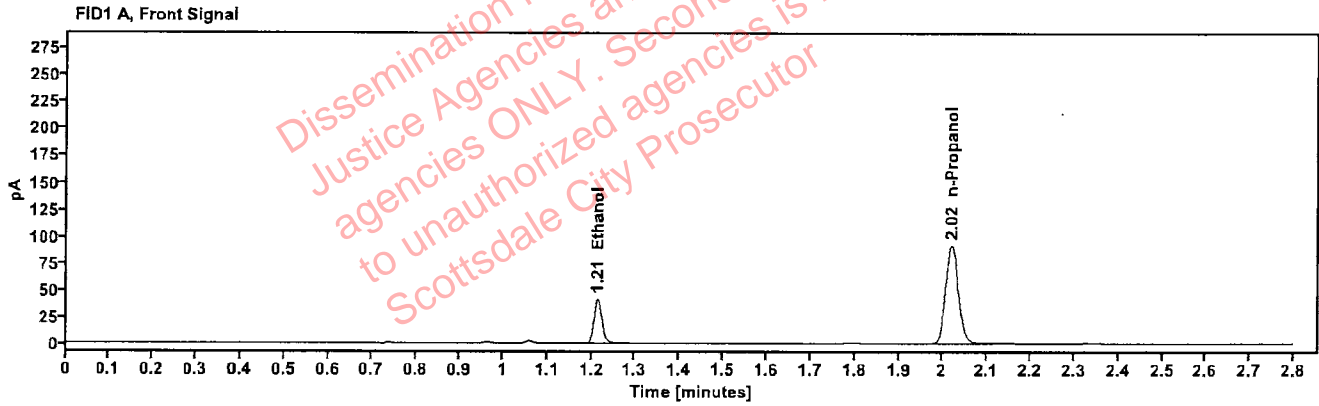


Table 1: FID 1 A (column DB-ALC1)

Compound	Amount (g/100mL)	Time (min)	Peak Area
>Ethanol	0.0836	1.214	53.067
n-Propanol	-----	2.020	182.531

Table 2: FID 2 B (column DB-ALC2)

Compound	Time (min)	Peak Area
Ethanol	1.362	57.883
n-Propanol	2.442	197.861

### Scottsdale Police Department Crime Lab Volatiles Analysis

Sample:	353-01S.G.	Vial:	50
Description:	[REDACTED]	LIMS ID:	[REDACTED]
Method:	ethanol quant.M	Sequence:	04Jun24
Instrument:	US14173023 CN14160045	Injection date:	6/4/2024 6:06:40 PM
Data file:	C:\Chem32\1\Data\04Jun24\50.D	Analyst:	Brooke

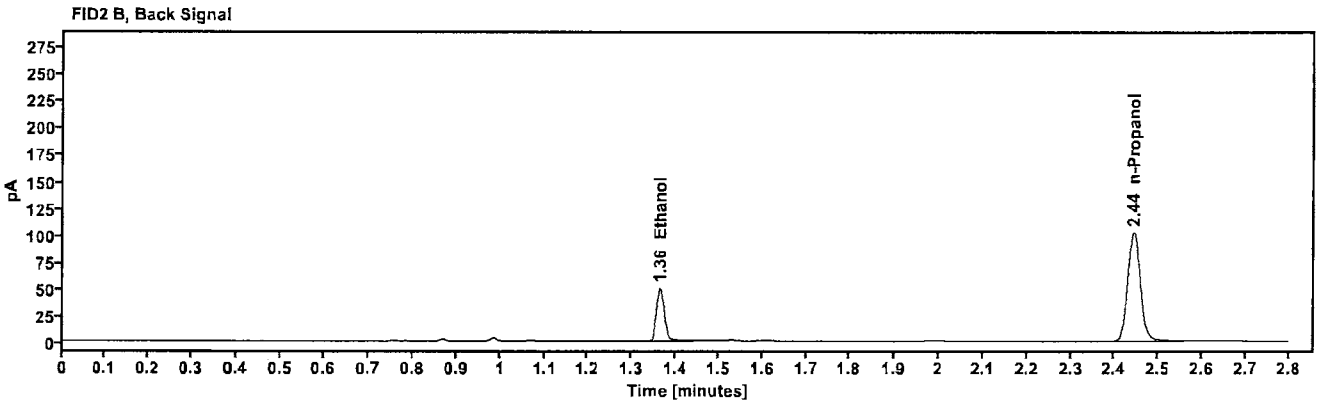
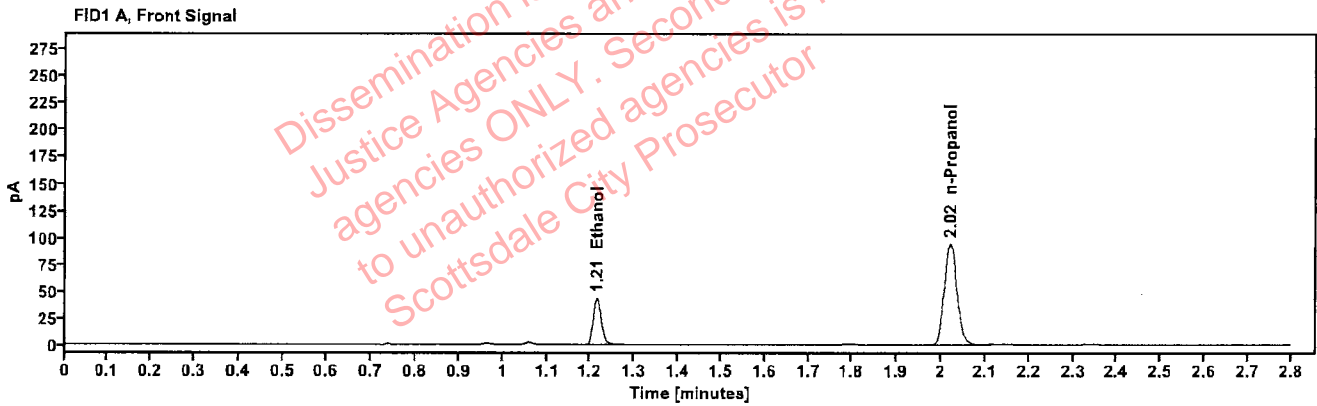


Table 1: FID 1 A (column DB-ALC1)

Compound	Amount (g/100mL)	Time (min)	Peak Area
>Ethanol	0.0846	1.214	55.221
n-Propanol	---	2.021	187.561

Table 2: FID 2 B (column DB-ALC2)

Compound	Time (min)	Peak Area
Ethanol	1.363	60.324
n-Propanol	2.443	203.403

### Scottsdale Police Department Crime Lab Volatiles Analysis

Sample:	404-01A.M.	Vial:	51
Description:	[REDACTED]	LIMS ID:	[REDACTED]
Method:	ethanol quant.M	Sequence:	04Jun24
Instrument:	US14173023 CN14160045	Injection date:	6/4/2024 6:10:41 PM
Data file:	C:\Chem32\1\Data\04Jun24\51.D	Analyst:	Brooke

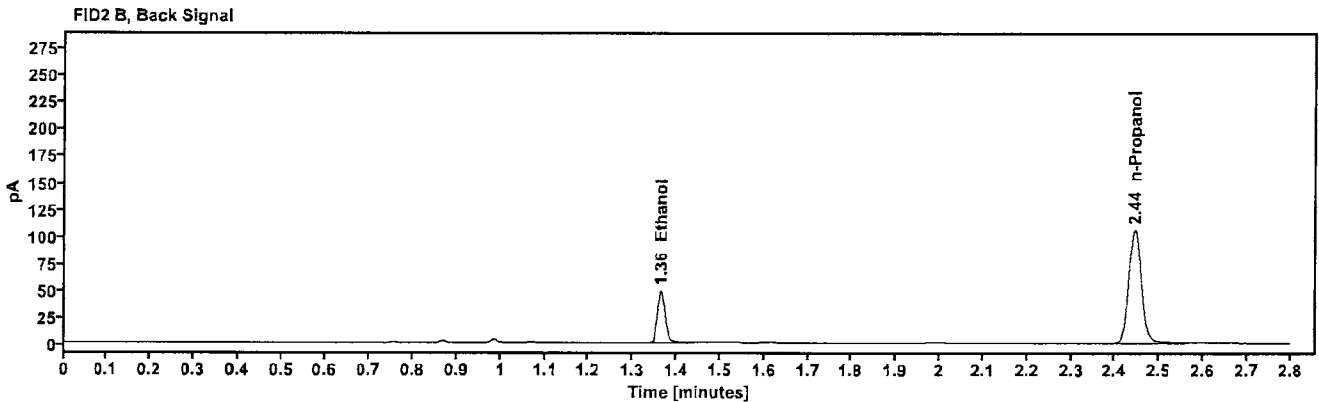
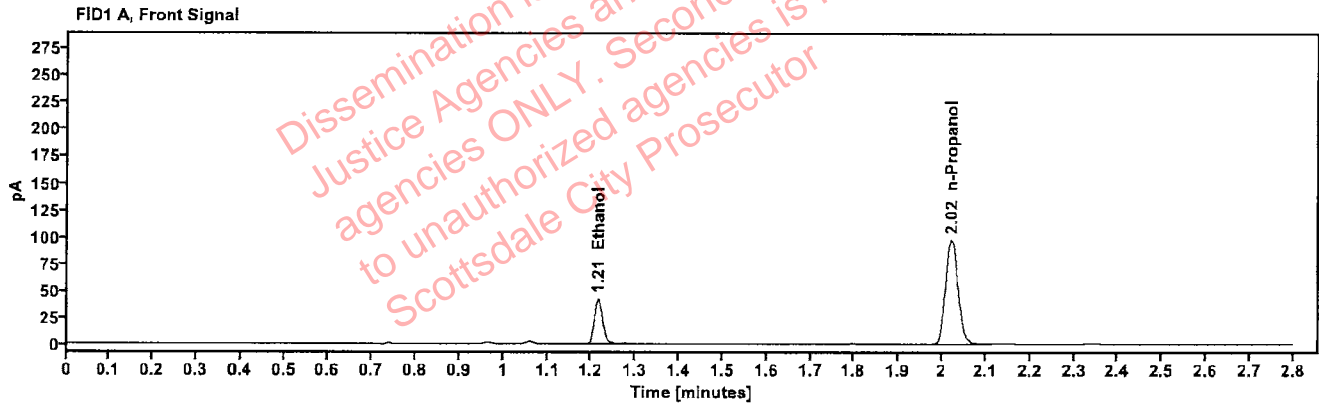


Table 1: FID 1 A (column DB-ALC1)

Compound	Amount (g/100mL)	Time (min)	Peak Area
>Ethanol	0.0802	1.215	54.025
n-Propanol	-----	2.021	194.089

Table 2: FID 2 B (column DB-ALC2)

Compound	Time (min)	Peak Area
Ethanol	1.363	59.031
n-Propanol	2.444	210.512

### Scottsdale Police Department Crime Lab Volatiles Analysis

Sample:	404-01A.M.	Vial:	52
Description:	[REDACTED]	LIMS ID:	[REDACTED]
Method:	ethanol quant.M	Sequence:	04Jun24
Instrument:	US14173023 CN14160045	Injection date:	6/4/2024 6:14:41 PM
Data file:	C:\Chem32\1\Data\04Jun24\52.D	Analyst:	Brooke

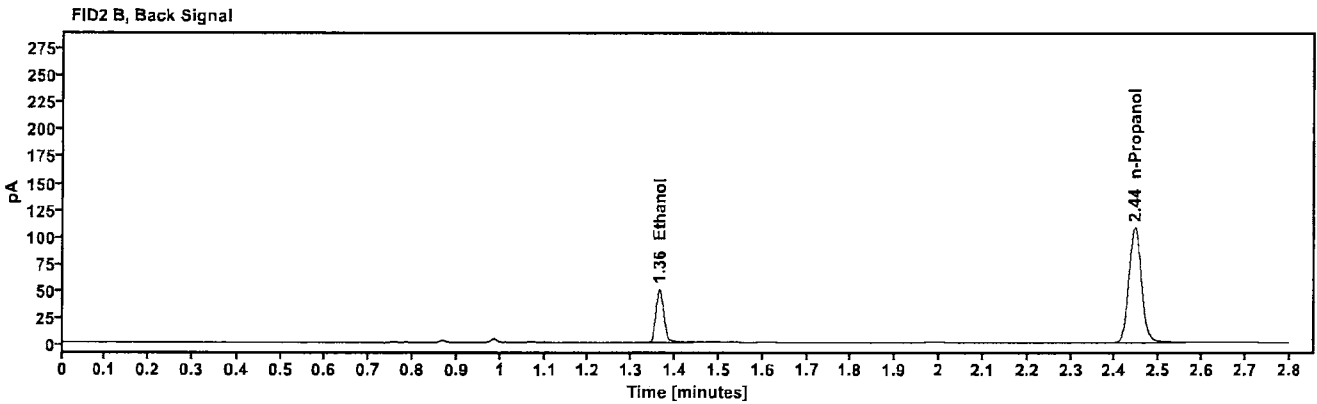
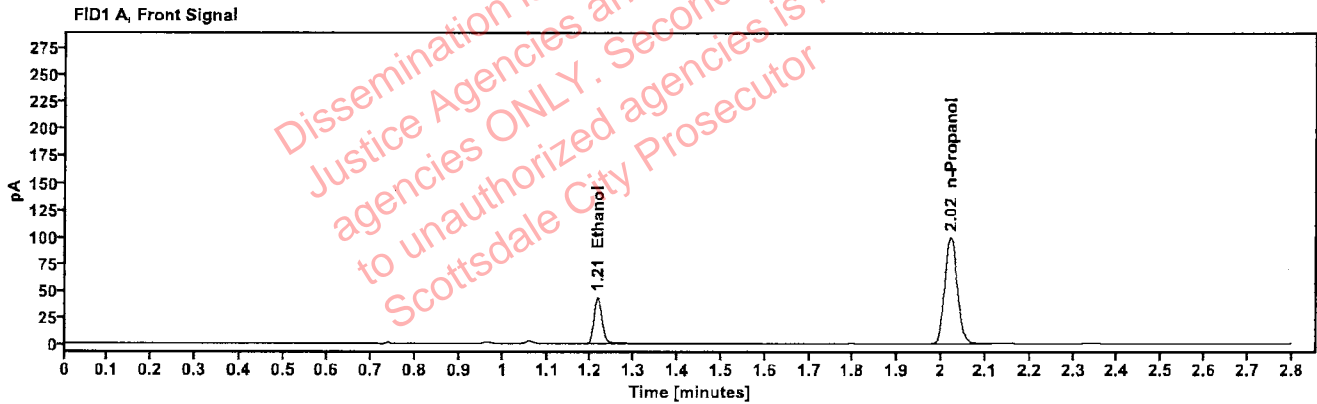


Table 1: FID 1 A (column DB-ALC1)

Compound	Amount (g/100mL)	Time (min)	Peak Area
>Ethanol	0.0805	1.215	55.378
n-Propanol	-----	2.021	198.072

Table 2: FID 2 B (column DB-ALC2)

Compound	Time (min)	Peak Area
Ethanol	1.363	60.563
n-Propanol	2.444	215.034

### Scottsdale Police Department Crime Lab Volatiles Analysis

Sample:	353-01K.C.	Vial:	54
Description:	[REDACTED]	LIMS ID:	[REDACTED]
Method:	ethanol quant.M	Sequence:	04Jun24
Instrument:	US14173023 CN14160045	Injection date:	6/4/2024 6:22:41 PM
Data file:	C:\Chem32\1\Data\04Jun24\54.D	Analyst:	Brooke

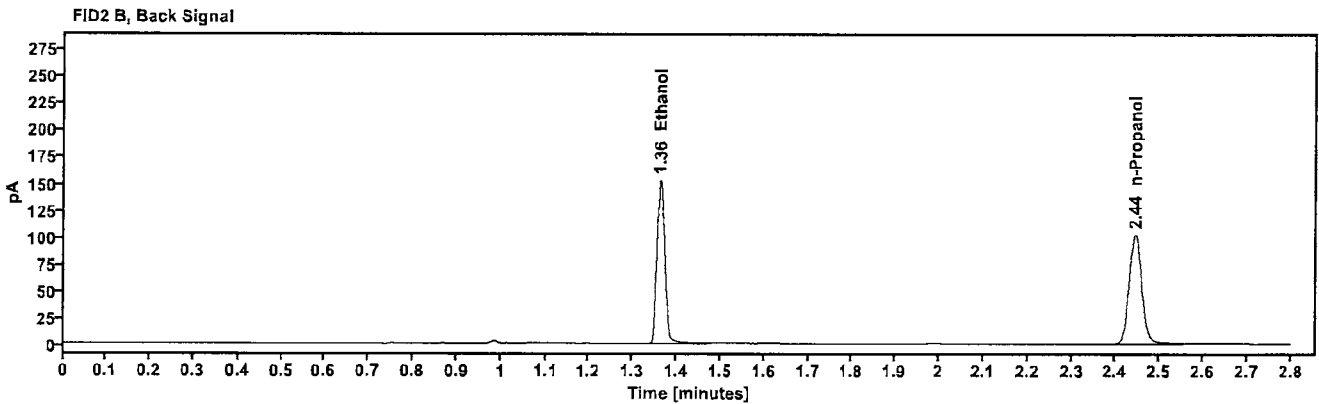
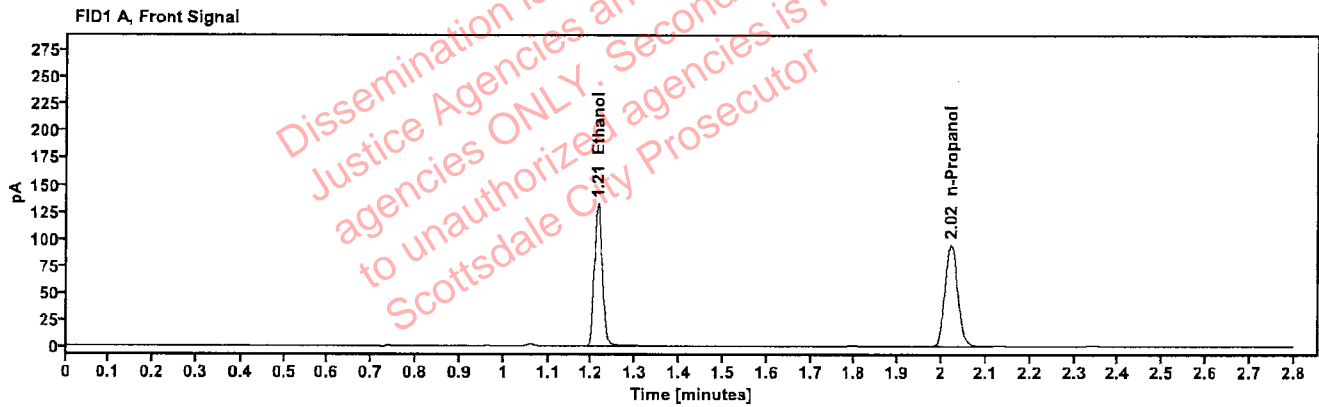


Table 1: FID 1 A (column DB-ALC1)

Compound	Amount (g/100mL)	Time (min)	Peak Area
>Ethanol	0.2526	1.213	168.800
n-Propanol	---	2.021	188.205

Table 2: FID 2 B (column DB-ALC2)

Compound	Time (min)	Peak Area
Ethanol	1.362	185.572
n-Propanol	2.444	203.684



### Scottsdale Police Department Crime Lab Volatiles Analysis

Sample:	353-01K.C.	Vial:	55
Description:	[REDACTED]	LIMS ID:	[REDACTED]
Method:	ethanol quant.M	Sequence:	04Jun24
Instrument:	US14173023 CN14160045	Injection date:	6/4/2024 6:26:55 PM
Data file:	C:\Chem32\1\Data\04Jun24\55.D	Analyst:	Brooke

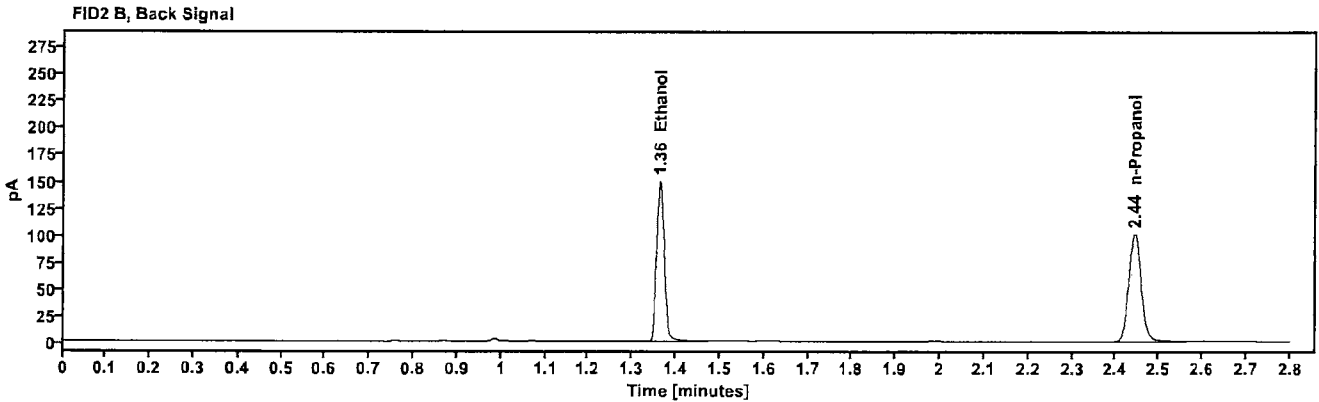
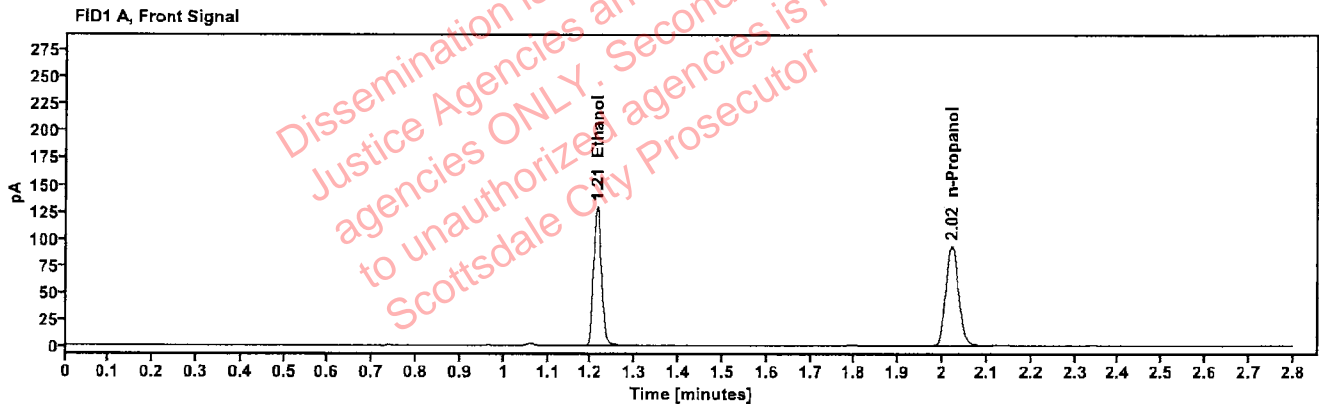


Table 1: FID 1 A (column DB-ALC1)

Compound	Amount (g/100mL)	Time (min)	Peak Area
>Ethanol	0.2504	1.213	165.393
n-Propanol	-----	2.021	185.995

Table 2: FID 2 B (column DB-ALC2)

Compound	Time (min)	Peak Area
Ethanol	1.362	181.698
n-Propanol	2.443	201.672

### Scottsdale Police Department Crime Lab Volatiles Analysis

<b>Sample:</b>	353-01A.M.	<b>Vial:</b>	56
<b>Description:</b>	[REDACTED]	<b>LIMS ID:</b>	[REDACTED]
<b>Method:</b>	ethanol quant.M	<b>Sequence:</b>	04Jun24
<b>Instrument:</b>	US14173023 CN14160045	<b>Injection date:</b>	6/4/2024 6:30:56 PM
<b>Data file:</b>	C:\Chem32\1\Data\04Jun24\56.D	<b>Analyst:</b>	Brooke

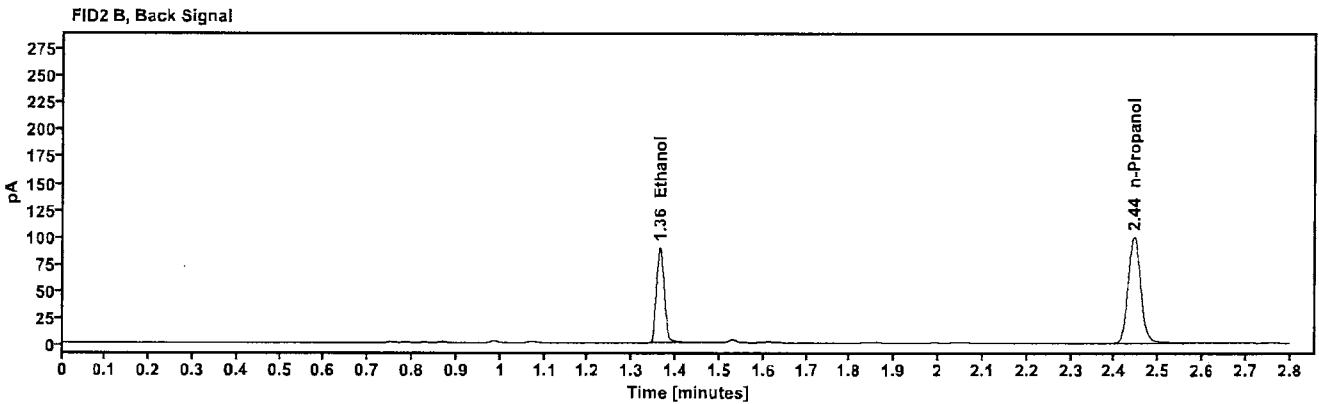
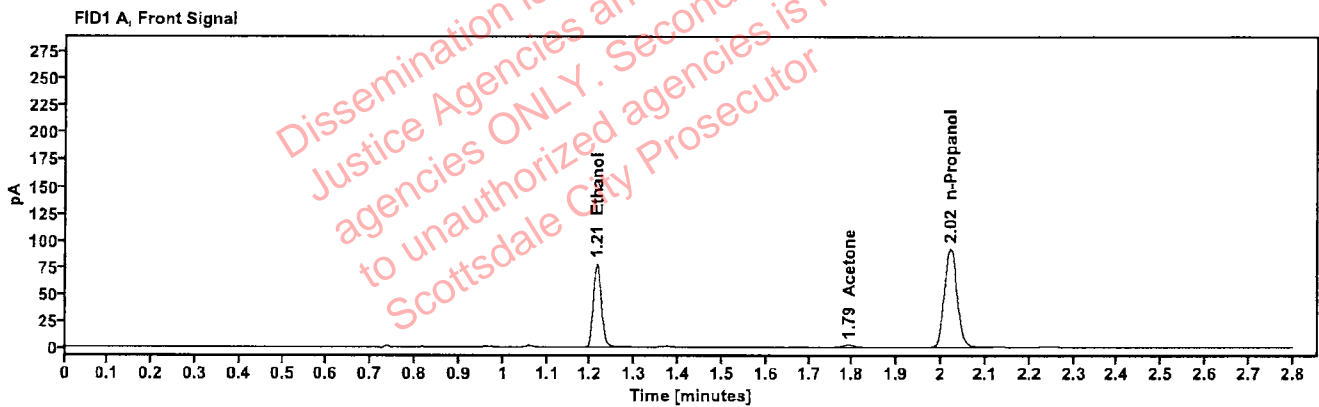


Table 1: FID 1 A (column DB-ALC1)

Compound	Amount (g/100mL)	Time (min)	Peak Area
>Ethanol	0.1532	1.214	99.501
Acetone	-----	1.791	3.890
n-Propanol	-----	2.021	184.171

Table 2: FID 2 B (column DB-ALC2)

Compound	Time (min)	Peak Area
Ethanol	1.363	108.865
n-Propanol	2.444	199.561

### Scottsdale Police Department Crime Lab Volatiles Analysis

Sample:	353-01A.M.	Vial:	57
Description:		LIMS ID:	
Method:	ethanol quant.M	Sequence:	04Jun24
Instrument:	US14173023 CN14160045	Injection date:	6/4/2024 6:34:56 PM
Data file:	C:\Chem32\1\Data\04Jun24\57.D	Analyst:	Brooke

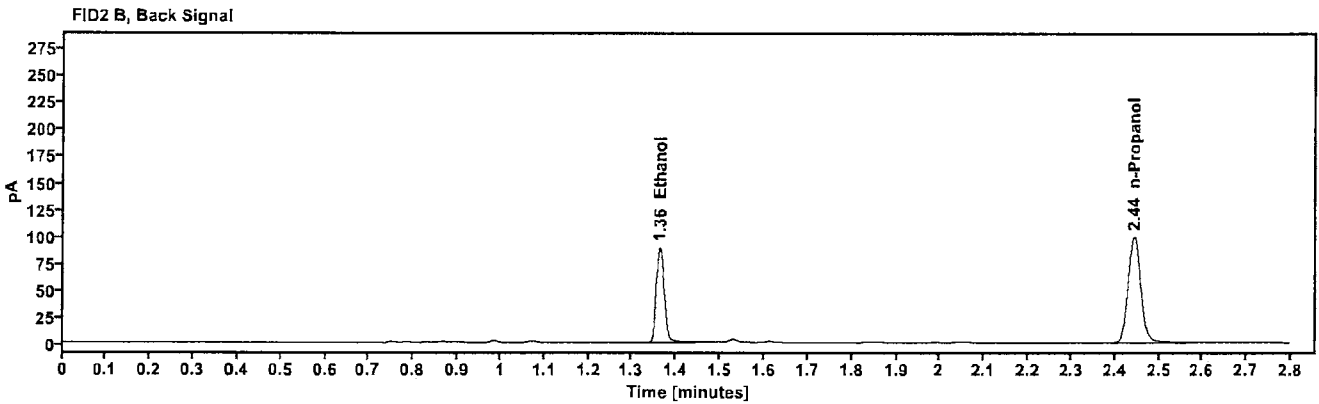
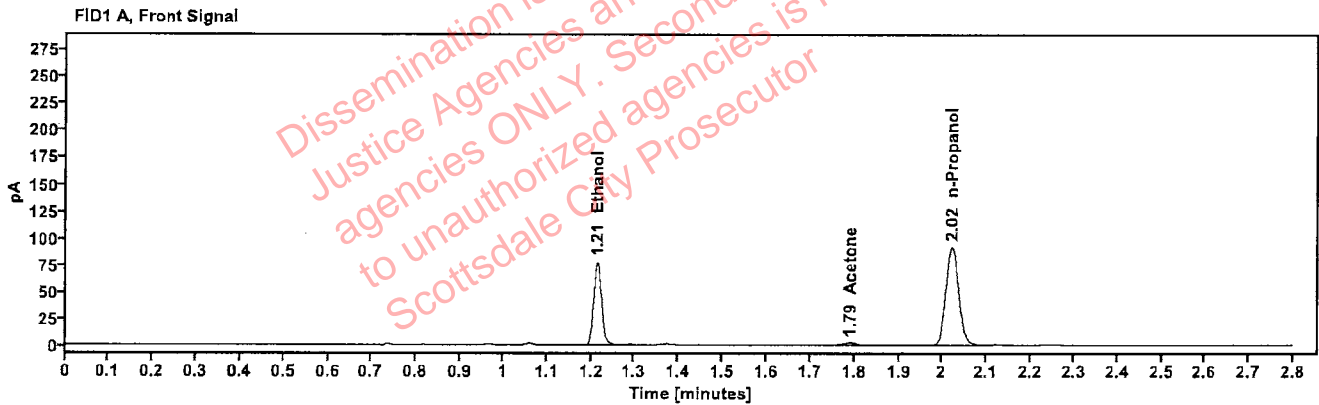


Table 1: FID 1 A (column DB-ALC1)

Compound	Amount (g/100mL)	Time (min)	Peak Area
>Ethanol	0.1528	1.214	98.788
Acetone	---	1.791	3.865
n-Propanol	---	2.021	183.314

Table 2: FID 2 B (column DB-ALC2)

Compound	Time (min)	Peak Area
Ethanol	1.363	108.115
n-Propanol	2.444	198.636

### Scottsdale Police Department Crime Lab Volatiles Analysis

Sample:	2409574-2	Vial:	58
Description:	[REDACTED]	LIMS ID:	[REDACTED]
Method:	ethanol quant.M	Sequence:	04Jun24
Instrument:	US14173023 CN14160045	Injection date:	6/4/2024 6:38:55 PM
Data file:	C:\Chem32\1\Data\04Jun24\58.D	Analyst:	Brooke

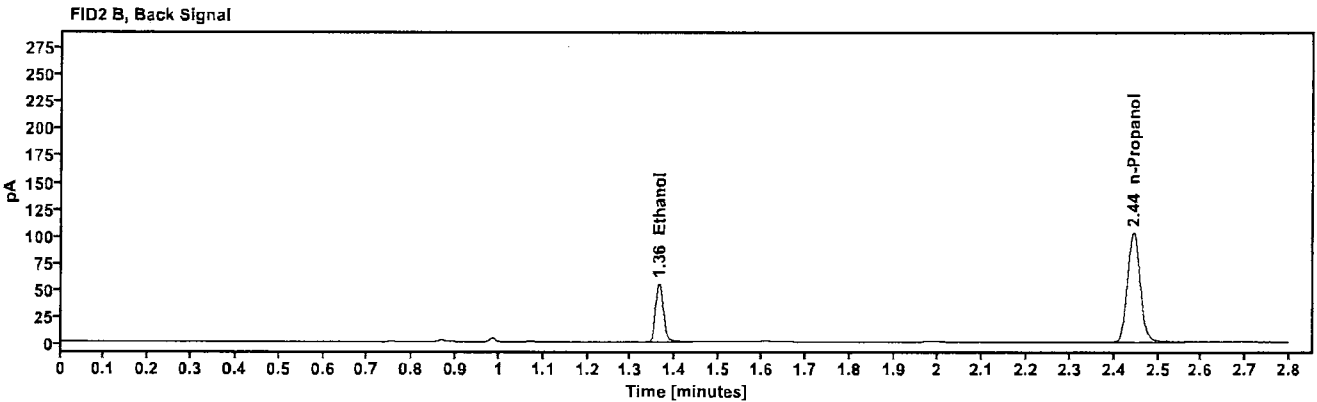
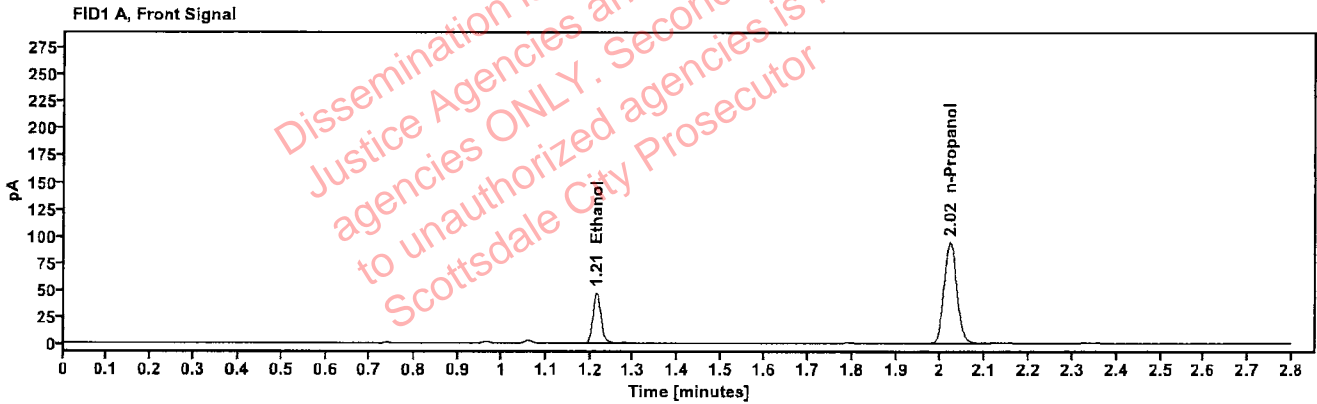


Table 1: FID 1 A (column DB-ALC1)

Compound	Amount (g/100mL)	Time (min)	Peak Area
>Ethanol	0.0922	1.214	60.559
n-Propanol	---	2.021	188.255

Table 2: FID 2 B (column DB-ALC2)

Compound	Time (min)	Peak Area
Ethanol	1.363	66.173
n-Propanol	2.444	204.455

### Scottsdale Police Department Crime Lab Volatiles Analysis

Sample:	2409574-2	Vial:	59
Description:	[REDACTED]	LIMS ID:	[REDACTED]
Method:	ethanol quant.M	Sequence:	04Jun24
Instrument:	US14173023 CN14160045	Injection date:	6/4/2024 6:42:56 PM
Data file:	C:\Chem32\1\Data\04Jun24\59.D	Analyst:	Brooke

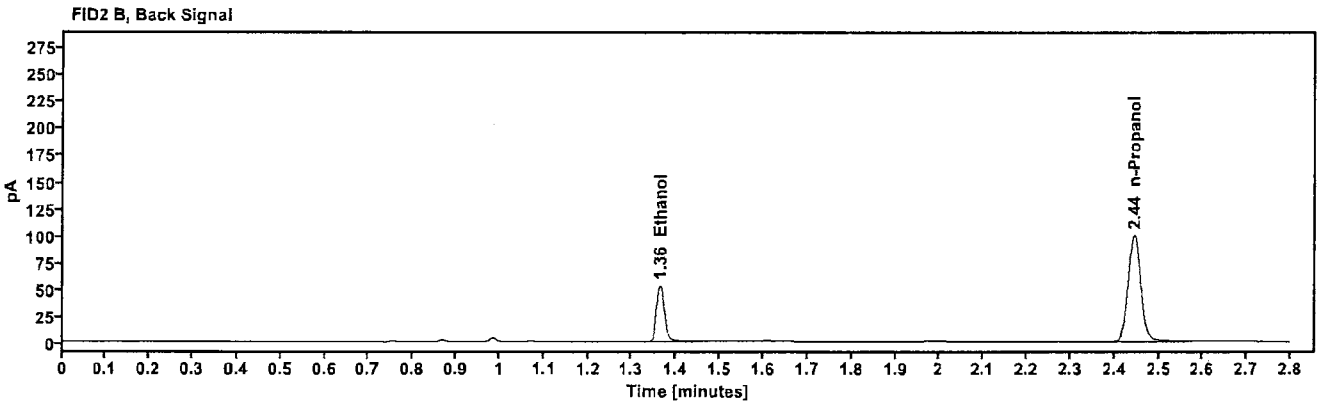
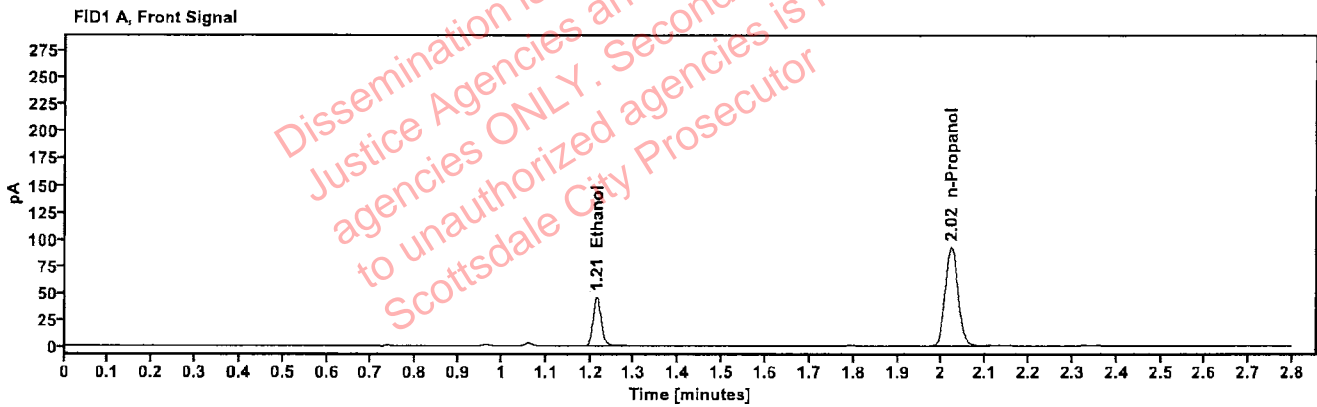


Table 1: FID 1 A (column DB-ALC1)

Compound	Amount (g/100mL)	Time (min)	Peak Area
>Ethanol	0.0914	1.214	58.612
n-Propanol	---	2.021	183.906

Table 2: FID 2 B (column DB-ALC2)

Compound	Time (min)	Peak Area
Ethanol	1.363	64.097
n-Propanol	2.444	199.534

### Scottsdale Police Department Crime Lab Volatiles Analysis

<b>Sample:</b>	2409348-1	<b>Vial:</b>	60
<b>Description:</b>	[REDACTED]	<b>LIMS ID:</b>	[REDACTED]
<b>Method:</b>	ethanol quant.M	<b>Sequence:</b>	04Jun24
<b>Instrument:</b>	US14173023 CN14160045	<b>Injection date:</b>	6/4/2024 6:46:55 PM
<b>Data file:</b>	C:\Chem32\1\Data\04Jun24\60.D	<b>Analyst:</b>	Brooke

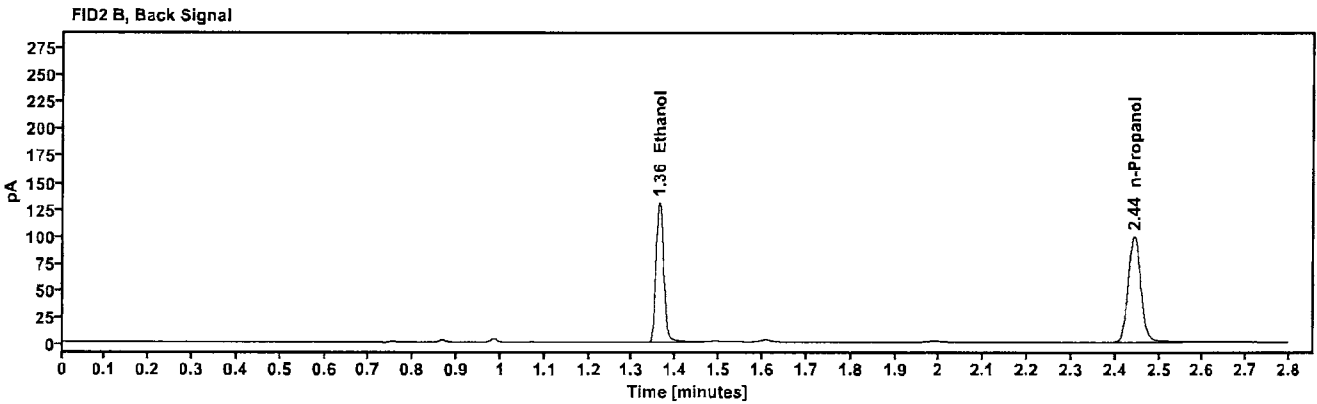
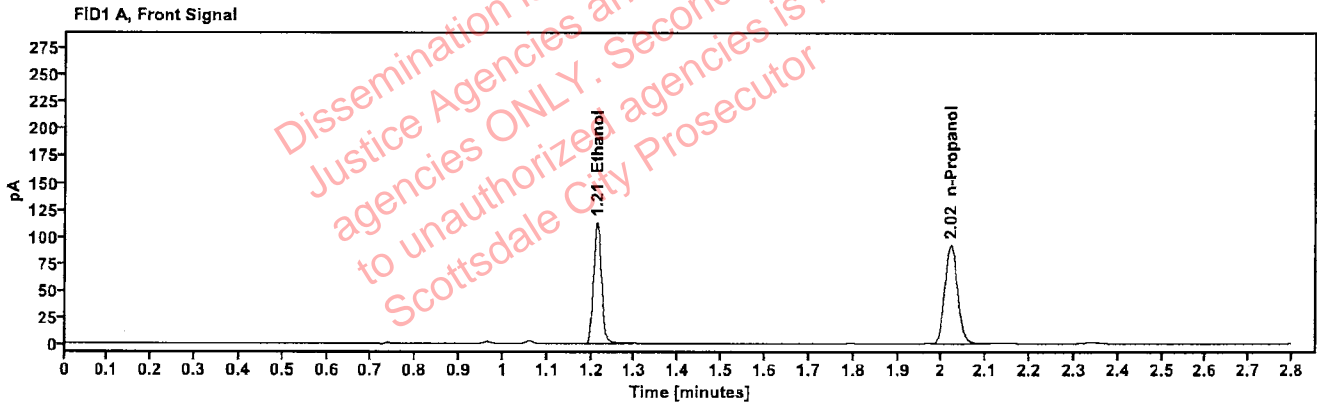


Table 1: FID 1 A (column DB-ALC1)

Compound	Amount (g/100mL)	Time (min)	Peak Area
>Ethanol	0.2210	1.213	144.301
n-Propanol	---	2.021	184.113

Table 2: FID 2 B (column DB-ALC2)

Compound	Time (min)	Peak Area
Ethanol	1.362	159.979
n-Propanol	2.443	198.466

### Scottsdale Police Department Crime Lab Volatiles Analysis

Sample:	2409348-1	Vial:	61
Description:	[REDACTED]	LIMS ID:	[REDACTED]
Method:	ethanol quant.M	Sequence:	04Jun24
Instrument:	US14173023 CN14160045	Injection date:	6/4/2024 6:51:11 PM
Data file:	C:\Chem32\1\Data\04Jun24\61.D	Analyst:	Brooke

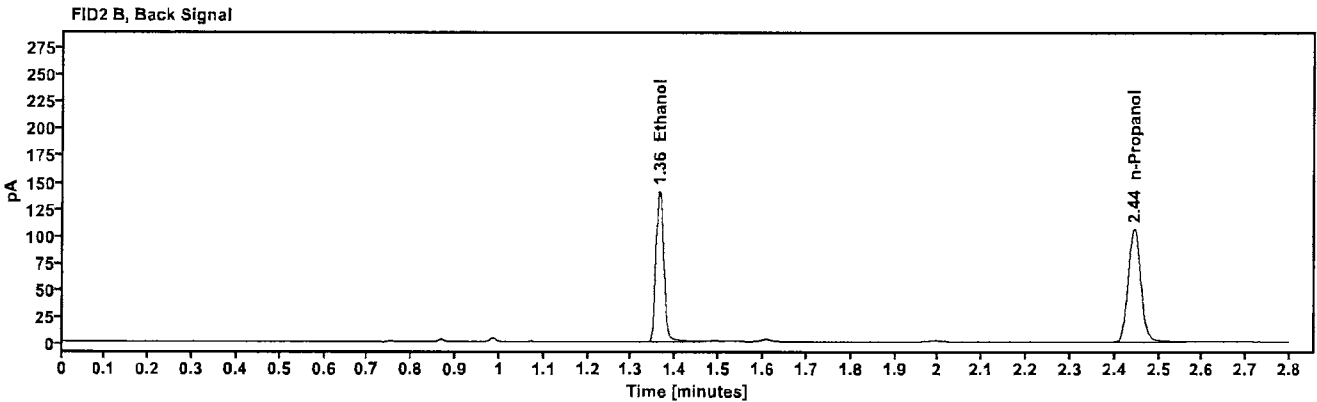
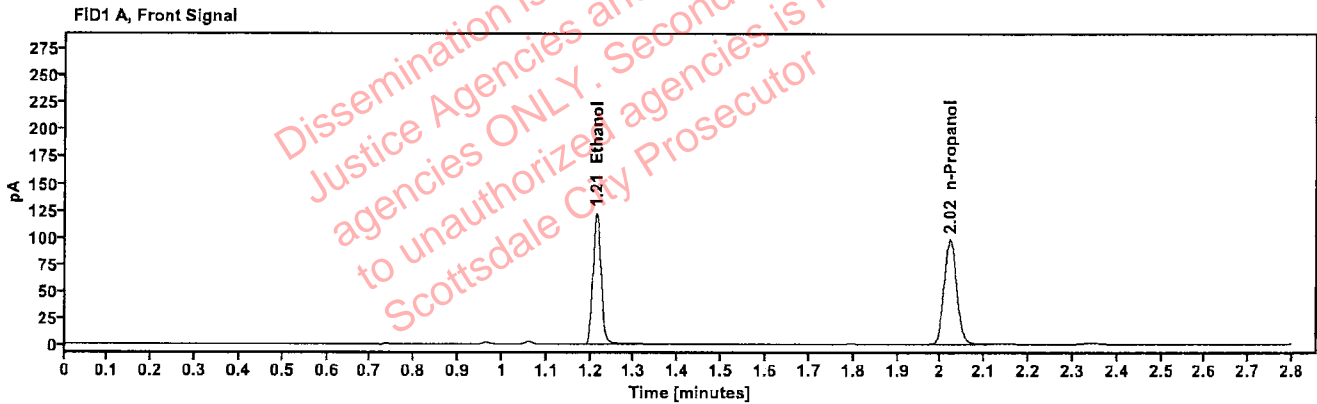


Table 1: FID 1 A (column DB-ALC1)

Compound	Amount (g/100mL)	Time (min)	Peak Area
>Ethanol	0.2252	1.213	156.648
n-Propanol	---	2.021	196.119

Table 2: FID 2 B (column DB-ALC2)

Compound	Time (min)	Peak Area
Ethanol	1.362	173.162
n-Propanol	2.444	211.620

### Scottsdale Police Department Crime Lab Volatiles Analysis

Sample:	353-01C.M.	Vial:	62
Description:	[REDACTED]	LIMS ID:	[REDACTED]
Method:	ethanol quant.M	Sequence:	04Jun24
Instrument:	US14173023 CN14160045	Injection date:	6/4/2024 6:55:11 PM
Data file:	C:\Chem32\1\Data\04Jun24\62.D	Analyst:	Brooke

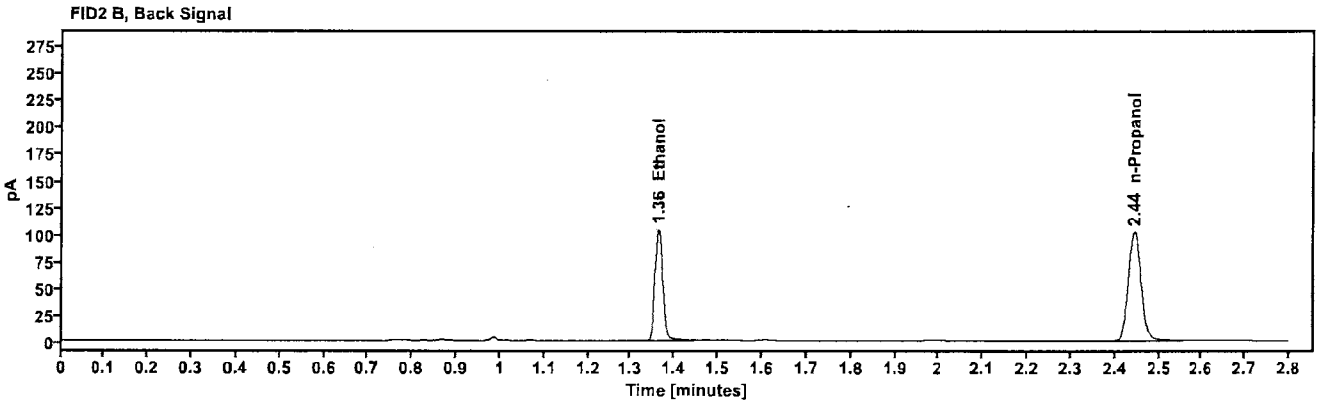
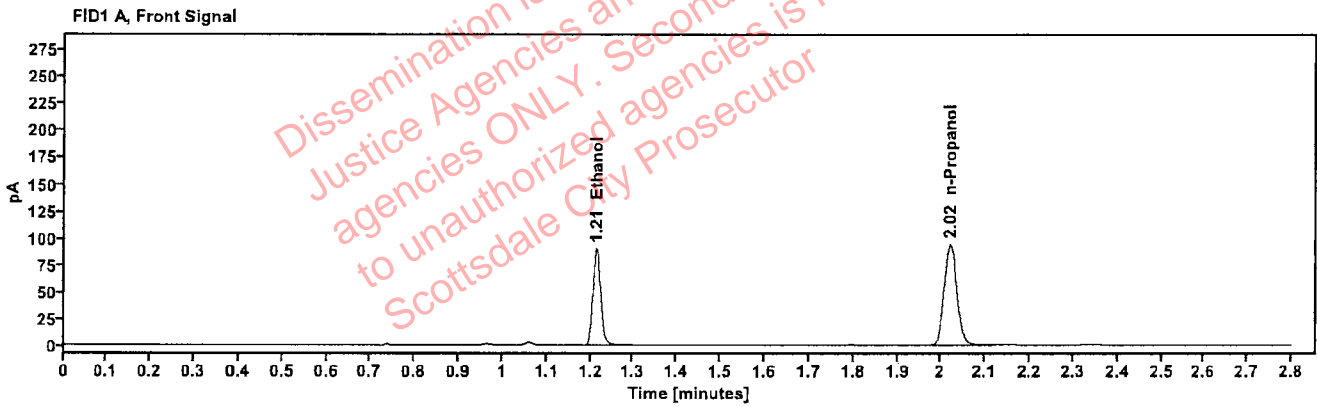


Table 1: FID 1 A (column DB-ALC1)

Compound	Amount (g/100mL)	Time (min)	Peak Area
>Ethanol	0.1736	1.214	115.010
n-Propanol	-----	2.021	187.418

Table 2: FID 2 B (column DB-ALC2)

Compound	Time (min)	Peak Area
Ethanol	1.362	126.035
n-Propanol	2.443	203.164



### Scottsdale Police Department Crime Lab Volatiles Analysis

Sample:	353-01C.M.	Vial:	63
Description:	[REDACTED]	LIMS ID:	[REDACTED]
Method:	ethanol quant.M	Sequence:	04Jun24
Instrument:	US14173023 CN14160045	Injection date:	6/4/2024 6:59:11 PM
Data file:	C:\Chem32\1\Data\04Jun24\63.D	Analyst:	Brooke

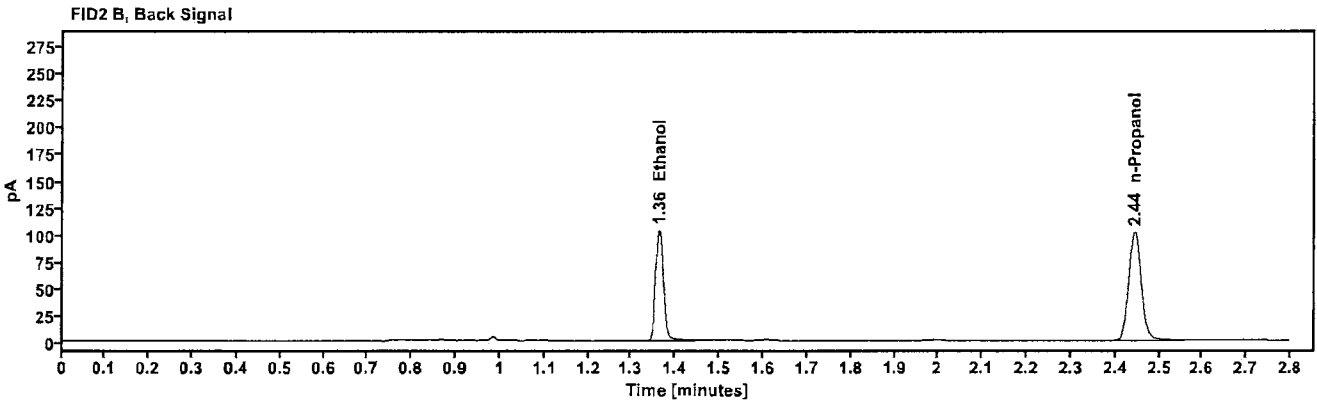
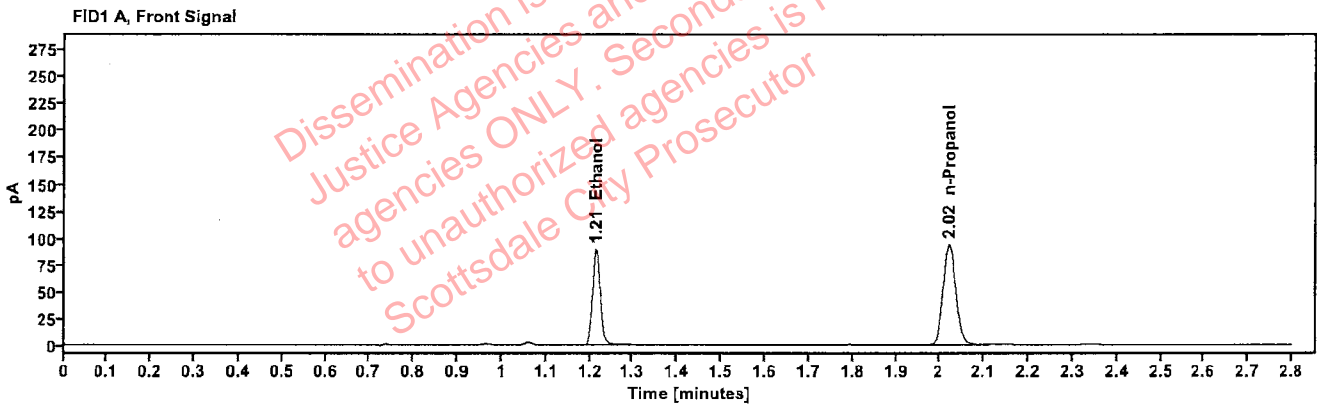


Table 1: FID 1 A (column DB-ALC1)

Compound	Amount (g/100mL)	Time (min)	Peak Area
>Ethanol	0.1731	1.214	114.123
n-Propanol	—	2.021	186.487

Table 2: FID 2 B (column DB-ALC2)

Compound	Time (min)	Peak Area
Ethanol	1.362	125.087
n-Propanol	2.443	202.273