

**SCOTTSDALE CITY COUNCIL  
REGULAR MEETING MINUTES  
TUESDAY, APRIL 24, 2018**



**CITY HALL KIVA  
3939 N. DRINKWATER BOULEVARD  
SCOTTSDALE, AZ 85251**

**CALL TO ORDER**

Mayor W.J. "Jim" Lane called to order a Regular Meeting of the Scottsdale City Council at 5:03 P.M. on Tuesday, April 24, 2018, in the City Hall Kiva.

**ROLL CALL**

Present: Mayor W.J. "Jim" Lane; Vice Mayor Virginia L. Korte; and Councilmembers Suzanne Klapp, Kathleen S. Littlefield, Linda Milhaven, Guy Phillips, and David N. Smith

Also Present: City Manager Jim Thompson, City Attorney Bruce Washburn, City Treasurer Jeff Nichols, City Auditor Sharron Walker, and City Clerk Carolyn Jagger

**PLEDGE OF ALLEGIANCE** – Brownie Troop No. 1380, Troop Leader Kim Paltzik

**INVOCATION** – Pastor Ethan Clark, Scottsdale Bible Church

**MAYOR'S REPORT**

Mayor Lane read a proclamation for Small Business Week.

**PRESENTATIONS/INFORMATION UPDATES**

- **Mayor's Employment Committee Scholarship Awards**  
**Presenter(s):** Sharon Cini, Diversity Manger

Diversity Manager Sharon Cini gave a presentation on the selection process for the Mayor's Employment Committee Scholarship Awards. Ms Cini and Management Assistant to the Mayor Kelli Kuester presented awards to Sam Acheson, Desani Almaraz, Bhavana Burla, Anthony Hoey, Yasmine Sarraf, Makenzie Tiffany, and Josua Villapando.

**NOTE:** MINUTES OF CITY COUNCIL MEETINGS AND WORK STUDY SESSIONS ARE PREPARED IN ACCORDANCE WITH THE PROVISIONS OF ARIZONA REVISED STATUTES. THESE MINUTES ARE INTENDED TO BE AN ACCURATE REFLECTION OF ACTION TAKEN AND DIRECTION GIVEN BY THE CITY COUNCIL AND ARE NOT VERBATIM TRANSCRIPTS. DIGITAL RECORDINGS AND CLOSED CAPTION TRANSCRIPTS OF SCOTTSDALE CITY COUNCIL MEETINGS ARE AVAILABLE ONLINE AND ARE ON FILE IN THE CITY CLERK'S OFFICE.

**PUBLIC COMMENT – None**

**CONSENT AGENDA**

- 1. Cut Throat Barbershoppe Liquor License (16-LL-2018)**  
**Request:** Consider forwarding a recommendation of approval to the Arizona Department of Liquor Licenses and Control for a Series 7 (beer and wine bar) State liquor license for a new location and owner.  
**Location:** 7310 E. Stetson Drive  
**Staff Contact(s):** Tim Curtis, Current Planning Director, 480-312-4210, [tcurtis@scottsdaleaz.gov](mailto:tcurtis@scottsdaleaz.gov)
- 2. Barrel to Bottle Distribution Liquor License (18-LL-2018)**  
**Request:** Consider forwarding a recommendation of approval to the Arizona Department of Liquor Licenses and Control for a Series 4 (wholesale) State liquor license for a new location and owner.  
**Location:** 7360 E. Acoma Drive, Suite 12  
**Staff Contact(s):** Tim Curtis, Current Planning Director, 480-312-4210, [tcurtis@scottsdaleaz.gov](mailto:tcurtis@scottsdaleaz.gov)
- 3. J. Frev Enterprises Liquor License (20-LL-2018)**  
**Request:** Consider forwarding a recommendation of approval to the Arizona Department of Liquor Licenses and Control for a Series 4 (wholesale) State liquor license for a new location and owner.  
**Location:** 7301 E. Acoma Drive, Suite 3003  
**Staff Contact(s):** Tim Curtis, Current Planning Director, 480-312-4210, [tcurtis@scottsdaleaz.gov](mailto:tcurtis@scottsdaleaz.gov)
- 4. Reata Ranch Guest Ranch Abandonment (11-AB-2014#2)**  
**Request:** Adopt **Resolution No. 11083** extending the time to fulfill the conditions set forth in Resolution No. 10293 abandoning roadway easements and right-of-way adjacent to the Reata Ranch Guest Ranch with Resort/Townhouse Residential, Environmentally Sensitive Lands (R-4R ESL) zoning.  
**Location:** South side of E. Rio Verde Drive between N. 128<sup>th</sup> Street and N. 136<sup>th</sup> Street  
**Staff Contact(s):** Randy Grant, Planning and Development Services Director, 480-312-2664, [rgrant@scottsdaleaz.gov](mailto:rgrant@scottsdaleaz.gov)
- 5. Silverstone Parcel G Final Plat (9-PP-2017)**  
**Request:** Approve the final plat for 182 lots on a 23.73±-acre site with Multiple-Family Residential District, Planned Community District (R-5/PCD) zoning.  
**Location:** 23233 N. 74<sup>th</sup> Street (southeast corner of E. Pinnacle Peak Road and N. 74<sup>th</sup> Street)  
**Staff Contact(s):** Randy Grant, Planning and Development Services Director, 480-312-2664, [rgrant@scottsdaleaz.gov](mailto:rgrant@scottsdaleaz.gov)
- 6. Standard Terms for Wireless Communication Facilities in Public Rights-of-Ways**  
**Request:** Adopt **Resolution No. 11079** adopting revised standard terms and conditions for antenna right-of-way license agreements for wireless communication facilities located within the public rights-of-ways.  
**Staff Contact(s):** Randy Grant, Planning and Development Services Director, 480-312-2664, [rgrant@scottsdaleaz.gov](mailto:rgrant@scottsdaleaz.gov)

**7. Water Resources Treatment Job Order Contracts**

**Request:** Adopt **Resolution No. 11060** authorizing the following job order contract modifications for the second option year for Citywide water resources treatment construction services:

1. Contract No. 2015-112-COS-A2 with Currier Construction, Inc.
2. Contract No. 2015-113-COS-A2 with Felix Construction Co.
3. Contract No. 2015-114-COS-A2 with MGC Contractors, Inc.

**Staff Contact(s):** Dan Worth, Public Works Director, 480-312-5555, [dworth@scottsdaleaz.gov](mailto:dworth@scottsdaleaz.gov)

**8. Little Red Schoolhouse Lease Agreement**

**Request:** Adopt **Resolution No. 11073** authorizing Agreement No. 1990-122-COS-A2 with the Scottsdale Historical Society, Inc., a second amendment to the lease for use of the Little Red Schoolhouse building.

**Staff Contact(s):** Dan Worth, Public Works Director, 480-312-5555, [dworth@scottsdaleaz.gov](mailto:dworth@scottsdaleaz.gov)

**9. Via Linda Traffic Circles Project**

**Requests:**

1. Adopt **Resolution No. 11090** authorizing the following three FY 2017/18 Capital budget appropriation transfers totaling \$285,000 to the Via Linda Traffic Circles (SE01) project, to be funded by the Transportation Sales Tax funding source:
  - a. \$10,000 from the Sidewalk Improvements (YD20) project.
  - b. \$30,000 from the Neighborhood Traffic Management (YD21) project.
  - c. \$245,000 from the Roadway Capacity and Safety Improvements (YE19) project.
2. Adopt **Resolution No. 11091** authorizing the acceptance of a public access easement at the intersection of E. Via Linda and N. 87<sup>th</sup> Street for the construction of the Via Linda Traffic Circles project.
3. Adopt **Resolution No. 11077** authorizing Construction Bid Award No. 18PB017 with Visus Engineering Construction, Inc., the lowest responsive bidder, in the amount of \$645,000 for the reconstruction of the Via Linda Traffic Circles located on Via Linda between Hayden and Pima roads.

**Staff Contact(s):** Dan Worth, Public Works Director, 480-312-5555, [dworth@scottsdaleaz.gov](mailto:dworth@scottsdaleaz.gov)

**10. Paiute Neighborhood Center HVAC Project**

**Request:** Adopt **Resolution No. 11074** authorizing Construction Bid Award No. 18PB016 with TLC Refrigeration and Air Conditioning, the lowest responsive bidder, in the amount of \$43,565.39 for the purchase and installation of four split-system heat pumps for Buildings 4 and 5 of the Paiute Neighborhood Center.

**Staff Contact(s):** Bill Murphy, Community Services Director, 480-312-7954, [bmurphy@scottsdaleaz.gov](mailto:bmurphy@scottsdaleaz.gov)

**11. Palomino Library Intergovernmental Agreement Extension**

**Request:** Adopt **Resolution No. 11094** authorizing Agreement No. 2012-101-COS-A4 with the Scottsdale Unified School District No. 48 pertaining to the Palomino Library at Desert Mountain High School to extend the agreement through October 1, 2018.

**Staff Contact(s):** Bill Murphy, Community Services Director, 480-312-7954, [bmurphy@scottsdaleaz.gov](mailto:bmurphy@scottsdaleaz.gov)

- 12. HOME Investment Partnership Program Intergovernmental Agreement**  
**Request:** Adopt **Resolution No. 11050** authorizing Agreement No. 2018-039-COS with Maricopa County, on behalf of the Maricopa HOME Consortium, to receive FY 2016/17 Federal HOME Investment Partnership funds in the amount of \$219,957.  
**Staff Contact(s):** Bill Murphy, Community Services Director, 480-312-7954, [bmurphy@scottsdaleaz.gov](mailto:bmurphy@scottsdaleaz.gov)
- 13. HOME Investment Partnership Program Conditional Subrecipient Agreement**  
**Request:** Adopt **Resolution No. 11051** authorizing Agreement No. 2018-040-COS with Affordable Rental Movement of Save the Family by awarding and specifying conditions associated with FY 2016/17 Federal HOME Investment Partnership Program funds in the amount of \$206,210 for housing acquisition, rehabilitation, and rental purposes.  
**Staff Contact(s):** Bill Murphy, Community Services Director, 480-312-7954, [bmurphy@scottsdaleaz.gov](mailto:bmurphy@scottsdaleaz.gov)
- 14. Safe Routes to School Coordinator Grant**  
**Request:** Adopt **Resolution No. 11042** to authorize:
1. The acceptance of a three-year federal grant in the amount of \$135,789, with a local match requirement of \$14,208 funded with Transportation Sales Tax, to fund a new, temporary, part-time Safe Routes to School Coordinator position in the Transportation Department and the purchase of incentive items for students.
  2. A budget transfer for year one of the three-year grant in the amount of \$45,263 from the adopted FY 2017/18 Future Grants Budget and/or Grant Contingency Budget to a newly created operating cost center in the Transportation Department to record the related grant activity.
  3. The addition of a temporary 0.50 FTE Safe Routes to School Coordinator position in the Transportation Department for the duration of the grant.
- Staff Contact(s):** Paul Basha, Transportation Director, 480-312-7651, [pbasha@scottsdaleaz.gov](mailto:pbasha@scottsdaleaz.gov)
- 15. Appointment of Pro Tem Judges for City Court**  
**Request:** Adopt **Resolution No. 11085** to approve:
1. The following initial appointments of Pro Tem Judges for a two-year term for the period of May 17, 2018, through May 17, 2020: James Blomo, Brian H. Burke, Jacqueline Kochis-Chapman, Lori Metcalf, Peter Reinstein, and Robert Ventrella.
  2. The following reappointments of Pro Tem Judges for a four-year term for the period of May 17, 2018, through May 17, 2022: Charles Adornetto, Alvin Bell, Jennifer Dalton, Douglas Erickson, Robert Howard, Alicia Lawler, Nancy Lewis, Robert Melton, B. Monte Morgan, Kevin Neal, Michelle O'Hair-Schattenberg, Lori Patrick, and Denise Scammon.
- Staff Contact(s):** Joseph Olcavage, Presiding Judge, 480-312-2775, c/o [jdybas@scottsdaleaz.gov](mailto:jdybas@scottsdaleaz.gov)
- 16. Bond Authorization Extinguishment**  
**Request:** Adopt **Resolution No. 11063** to extinguish the following unused bond authorization that the City does not intend to use:
1. 1989 General Obligation Bond in the amount of \$2,829,500.
  2. 1989 Water and Sewer Revenue Bond in the amount of \$3,340,000.
  3. 2000 General Obligation Bond in the amount of \$6,400,000.
- Staff Contact(s):** Jeff Nichols, City Treasurer, 480-312-2364, [jenichols@scottsdaleaz.gov](mailto:jenichols@scottsdaleaz.gov)

**17. Monthly Financial Report**

**Request:** Accept the FY 2017/18 Monthly Financial Report as of February 2018.

**Staff Contact(s):** Judy Doyle, Budget Director, 480-312-2603, [jdoyle@scottsdaleaz.gov](mailto:jdoyle@scottsdaleaz.gov)

**MOTION AND VOTE – CONSENT AGENDA**

Vice Mayor Korte made a motion to accept Consent Agenda Items 1 through 17.  
Councilwoman Littlefield seconded the motion, which carried 7/0.

**REGULAR AGENDA**

**18. Indemnification of Mayor, Councilmembers, City Manager, City Clerk, City Treasurer, and City Attorney in Save Our Preserve Political Action Committee v. City of Scottsdale et al.**

**Request:** Adopt the following resolutions related to the lawsuit entitled *Save Our Preserve Political Action Committee v. City of Scottsdale et al.*, currently pending in the United States District Court, District of Arizona, Cause No. CV18-01047-BSB:

1. **Resolution No. 11101** authorizing the City to defend and indemnify Mayor W.J. "Jim" Lane.
2. **Resolution No. 11102** authorizing the City to defend and indemnify Councilmember Guy Phillips.
3. **Resolution No. 11103** authorizing the City to defend and indemnify Councilmember Kathy Littlefield.
4. **Resolution No. 11104** authorizing the City to defend and indemnify Councilmember Suzanne Klapp.
5. **Resolution No. 11105** authorizing the City to defend and indemnify Councilmember Linda Milhaven.
6. **Resolution No. 11106** authorizing the City to defend and indemnify Vice Mayor Virginia Korte.
7. **Resolution No. 11107** authorizing the City to defend and indemnify Councilmember David Smith.
8. **Resolution No. 11108** authorizing the City to defend and indemnify City Manager Jim Thompson, City Clerk Carolyn Jagger, City Treasurer Jeff Nichols, and City Attorney Bruce Washburn.

**Staff Contact(s):** Eric Anderson, Sr. Assistant City Attorney, 480-312-2405, [ecanderson@scottsdaleaz.gov](mailto:ecanderson@scottsdaleaz.gov); Sherry Scott, Deputy City Attorney, 480-312-2405, [sscott@scottsdaleaz.gov](mailto:sscott@scottsdaleaz.gov)

City Attorney Bruce Washburn gave a presentation on the indemnification process.

Mayor Lane recused himself and left the dais.

**MOTION AND VOTE NO. 1 – ITEM 18**

Councilwoman Milhaven made a motion to adopt Resolution No. 11101. Councilman Phillips seconded the motion, which carried 6/0.

Mayor Lane returned to the dais. Councilman Phillips recused himself and left the dais.

**MOTION AND VOTE NO. 2 – ITEM 18**

Vice Mayor Korte made a motion to adopt Resolution No. 11102. Councilman Smith seconded the motion, which carried 6/0.

Councilman Phillips returned to the dais. Councilwoman Littlefield recused herself and left the dais.

**MOTION AND VOTE NO. 3 – ITEM 18**

Vice Mayor Korte made a motion to adopt Resolution No. 11103. Councilman Smith seconded the motion, which carried 6/0.

Councilwoman Littlefield returned to the dais. Councilwoman Klapp recused herself and left the dais.

**MOTION AND VOTE NO. 4 – ITEM 30**

Councilman Phillips made a motion to adopt Resolution No. 11104. Vice Mayor Korte seconded the motion, which carried 6/0.

Councilwoman Klapp returned to the dais. Councilwoman Milhaven recused herself and left the dais.

**MOTION AND VOTE NO. 5 – ITEM 18**

Vice Mayor Korte made a motion to adopt Resolution No. 11105. Councilwoman Littlefield seconded the motion, which carried 6/0.

Councilwoman Milhaven returned to the dais. Vice Mayor Korte recused herself and left the dais.

**MOTION AND VOTE NO. 6 – ITEM 18**

Councilman Phillips made a motion to adopt Resolution No. 11106. Councilman Smith seconded the motion, which carried 6/0.

Vice Mayor Korte returned to the dais. Councilman Smith recused himself and left the dais.

**MOTION AND VOTE NO. 7 – ITEM 18**

Councilman Phillips made a motion to adopt Resolution No. 11107. Councilwoman Littlefield seconded the motion, which carried 6/0.

Councilman Smith returned to the dais.

City Attorney Bruce Washburn and City Manager Jim Thompson left the meeting.

### **MOTION AND VOTE NO. 8 – ITEM 18**

Vice Mayor Korte made a motion to adopt Resolution No. 11108. Councilman Smith seconded the motion, which carried 7/0.

City Attorney Bruce Washburn and City Manager Jim Thompson returned to the meeting.

#### **19. Public Hearing on the Fiscal Year 2018/19 Annual Action Plan and the Allocation of Federal Community Development Block Grant and HOME Investment Partnership Funds**

##### **Requests:**

1. Solicit public testimony regarding the FY 2018/19 Annual Action Plan and the allocation of \$1,105,485 in CDBG and \$219,039 in HOME funds.
2. Adopt **Resolution No. 11052** to approve the FY 2018/19 Annual Action Plan and authorize the:
  - a. Use, award, and allocation of federal CDBG and HOME funds for eligible programs and services and associated contracts;
  - b. Reprogramming of prior years' remaining funds and the return of program income;
  - c. The return of program income from the repayment of Green Housing Rehabilitation Program deferred loans;
  - d. Associated HUD certifications and contracts; and
  - e. Mayor, City Manager, and Community Assistance Manager to take certain actions furthering this resolution.

**Presenter(s):** Michelle Albanese, Community Assistance Manager

**Staff Contact(s):** Bill Murphy, Community Services Director, 480-312-7954, [bmurphy@scottsdaleaz.gov](mailto:bmurphy@scottsdaleaz.gov)

Community Assistance Manager Michelle Albanese gave a PowerPoint presentation (attached) on the Fiscal Year 2018/19 Annual Action Plan and allocation of Federal Community Block Grant and HOME Investment Partnership funds.

City Attorney Bruce Washburn noted for the record that there were no requests to speak for the public hearing.

### **MOTION AND VOTE – ITEM 19**

Vice Mayor Korte made a motion to adopt Resolution No. 11052. Councilman Smith seconded the motion, which carried 7/0.

#### **20. Citywide Employee Classification and Compensation Study**

**Request:** Accept the results and recommendations of the FY 2017/18 Classification and Compensation Study.

**Presenter(s):** Donna Brown, Human Resources Director

**Staff Contact(s):** Donna Brown, Human Resources Director, 480-312-2615, [dbrown@scottsdaleaz.gov](mailto:dbrown@scottsdaleaz.gov)

Human Resources Director Donna Brown gave a PowerPoint presentation (attached) introducing the FY 2017/18 Job Classification and Employee Compensation Study.

Public Sector Personnel Consultants President Matt Weatherly gave a PowerPoint presentation (attached) on the FY 2017/18 Job Classification and Employee Compensation Study.

### **MOTION AND VOTE – ITEM 20**

Vice Mayor Korte made a motion to accept the results and recommendations of the FY 2017/18 Job Classification and Employee Compensation Study. Councilwoman Milhaven seconded the motion, which carried 7/0.

#### **21. Monthly Financial Update**

**Request:** Receive, discuss, and provide possible direction on the City Treasurer's monthly financial presentation as of March 2018.

**Presenter(s):** Jeff Nichols, City Treasurer

**Staff Contact(s):** Judy Doyle, Budget Director, 480-312-2603, [jdoyle@scottsdaleaz.gov](mailto:jdoyle@scottsdaleaz.gov)

City Treasurer Jeff Nichols gave a PowerPoint presentation (attached) on the City's financial status as of March 2018.

City Engineer Dave Lipinski gave a PowerPoint presentation (attached) on the status of the City's capital improvement projects as of March 2018.

**PUBLIC COMMENT – None**

### **CITIZEN PETITIONS**

#### **22. Receipt of Citizen Petitions**

**Request:** Accept and acknowledge receipt of citizen petitions. Any member of the Council may make a motion, to be voted on by the Council, to: (1) Direct the City Manager to agendize the petition for further discussion; (2) direct the City Manager to investigate the matter and prepare a written response to the Council, with a copy to the petitioner; or (3) take no action.

**Staff Contact(s):** Carolyn Jagger, City Clerk, 480-312-2411, [cjagger@scottsdaleaz.gov](mailto:cjagger@scottsdaleaz.gov)

No citizen petitions were received.

**MAYOR AND COUNCIL ITEMS – None**

### **ADJOURNMENT**

The Regular City Council Meeting adjourned at 7:06 P.M.

**SUBMITTED BY:**



Carolyn Jagger  
City Clerk

Officially approved by the City Council on May 22, 2018




## CERTIFICATE

I hereby certify that the foregoing Minutes are a true and correct copy of the Minutes of the Regular Meeting of the City Council of Scottsdale, Arizona held on the 10<sup>th</sup> day of April 2018.

I further certify that the meeting was duly called and held, and that a quorum was present.

**DATED** this 22<sup>nd</sup> day of May 2018.

  
\_\_\_\_\_  
Carolyn Jagger, City Clerk

Item 19

**FY 2018/2019 Annual Action Plan  
Community Development Block Grant  
HOME Program**

1

**FY 2018/2019 Annual Action Plan**

- Solicit public testimony on the Annual Action Plan
- Adopt Resolution No. 11052

2

## **FY 2018/2019 Annual Action Plan**

### **Community Development Block Grant (CDBG) Program**

- Non-competitive grants to cities over 50,000
- Eligible expenditures include:
  - public services
  - housing activities
  - public facilities
  - economic development
- Minimum of 70% of the funds must benefit low- and moderate-income households
- Expenditures must be consistent with 5-Year Consolidated Plan

3

## **FY 2018/2019 Annual Action Plan**

### **HOME Investment Partnership (HOME) Program**

- The intent of the HOME program:
  - to provide decent affordable housing to lower-income households
  - expand the capacity of non-profit housing providers
  - strengthen the ability of state and local governments to provide housing
- Requires local match funds of no less than 25%

4

**FY 2018/2019 Annual Action Plan**

HUD Requirements

- 5-Year Consolidated Plan
- Annual Action Plan on the proposed use of all allocated funds
- Public participation and public hearings prior to adoption of Plan
- Annual Action Plan due to HUD by May 15, 2018
- July 1, 2018 starts FY 2018/19 funding

**FY 2018/2019 Annual Action Plan**

Public Process

March 08, 2018	Human Services Commission
March 22, 2018	Human Services Commission
April 24, 2018	City Council Public Hearing
May 15, 2018	Annual Action Plan due to HUD

### CDBG Funding History

FY	Annual Allocation	Annual Increase
15/16	\$ 927,479	-
16/17	\$ 941,577	\$ 14,098
17/18	\$ 963,778	\$ 22,201
18/19	\$ 963,778*	Level Funding

\*Anticipated funding pending HUD allocations  
 Net increase of \$36,299 from FY 15/16 to FY 18/19

7

### HOME Funding History

FY	Annual Allocation	Annual Increase
15/16	\$ 219,321	-
16/17	\$ 220,167	\$ 846
17/18	\$ 219,039	\$ 1,128
18/19	\$ 219,039*	Level Funding

\*Anticipated funding pending HUD allocations  
 Net increase of \$282 from FY 15/16 to FY 18/19

8

### CDBG Funding Allocations

#### Available Funding

\$ 963,778	FY 18/19 Allocation
<u>\$ 141,707</u>	Reprogrammed funds & Program Income
\$ 1,105,485	Total Funds Available

#### Award Recommendations

\$ 778,100	Programs & Services
<u>\$ 221,097</u>	Planning & Admin
\$ 999,197	Total Funds Recommended for Award

\$106,288 will be reprogrammed in FY 18/19 and 19/20

9

### HOME Funding Allocations

#### Available Funding

\$ 219,039	FY 18/19 Allocation
------------	---------------------

#### Award Recommendations

\$ 205,349	Awarded for Programs
<u>\$ 13,690</u>	Planning & Admin
\$ 219,039	Total Funds Recommended for Award

10

### Funding Proposal Summary

FY 18/19	Proposals Presented	Funds Available - Programs	Funds Requested	Proposals for Funding	Amount Awarded
CDBG	14	\$1,105,485	\$1,146,440	11	\$ 999,197
HOME	1	\$205,349	\$ 206,210	1	\$ 205,349
Total	15	\$1,243,022	\$1,309,954	12	\$1,204,546

11

### CDBG Funding Recommendations

Public Services	Youth, Domestic Violence Victims, Seniors, Disabled, Homeless	\$ 151,644
Non-Public Services - Housing	Housing Rehab, Emergency & Roof Repair	\$ 506,456
Facilities/Improvements	Transitional Shelter; A/C Replacement	\$ 120,000
Program Administration	Planning & Administration	\$ 221,097
Total Funds to be Awarded		\$ 999,197

12

## HOME Funding Recommendations

Housing Acquisition	\$ 205,349
Non-Public Services - Housing	\$ 13,690

Total Funds to be Awarded \$ 219,039

13

## Adoption of Resolution No. 11052

- Approves FY 2018/19 Annual Action Plan
- Approves the use, award and allocation of CDBG & HOME funds
- Authorizes the reprogramming of remaining CDBG/HOME funds
- Approves the return of program income
- Authorizes Mayor to execute CDBG contracts with agencies

14



## Adoption of Resolution No. 11052

- Authorizes City Manager to execute contract with HUD
- Authorizes Community Assistance Manager to:
  - execute documents related to the City's Housing Rehabilitation Program
  - adjust the allocation of CDBG and HOME funds based upon federal funding allocations
  - Take other actions necessary to carry out the intent of this Resolution

Item 20

# RESULTS OF THE CLASSIFICATION AND COMPENSATION STUDY

FOR THE CITY OF SCOTTSDALE

CITY COUNCIL PRESENTATION

APRIL 24, 2018



## PROJECT SCOPE OVERVIEW

- REVIEW ALL OF CURRENT JOB TITLES AND JOB DESCRIPTIONS
- SALARY SURVEY COMPARISONS TO LOCAL CITIES
- (LIMITED) BENEFITS AND COMPENSATION PROGRAM COMPARISONS
- UPDATED COMPENSATION PLAN AND PAY RANGES FOR ALL JOBS
- IMPLEMENTATION FOR PROPOSED CHANGES
- DEFINING THE EMPLOYEE COMPENSATION PHILOSOPHY

## RESULTS OF THE CLASSIFICATION REVIEW

BASED ON CURRENT JOB DESCRIPTIONS, PSPC RECOMMENDS:

- MERGE JOB TITLES W/ EXISTING TITLES – ENSURING EQUAL PAY FOR EQUAL WORK
- MODIFY THE JOB TITLES – TO BETTER REFLECT THE NATURE AND WORK PERFORMED
- LEAVE OVER 450 TITLES UNCHANGED

## SALARY SURVEY

- PSPC COLLECTED 6,000+ JOB DESCRIPTIONS, ORG CHARTS, SALARY STRUCTURES, AND BENEFIT PLANS FROM THE 9 APPROVED COMPARATORS:

Chandler, City of	Peoria, City of
Gilbert, City of	Phoenix, City of
Glendale, City of	Surprise, City of
Goodyear, City of	Tempe, City of
Mesa, City of	

- SALARY SURVEYS ANSWER THE QUESTION OF “WHERE ARE WE?”
- IMPLEMENTATION ANSWERS THE QUESTION “WHERE DO WE WANT TO BE?”



## COMPENSATION SURVEY EXAMPLES

Current Job Class Title	Survey Job Class	Survey Organization	Scottsdale Current Midpoint	Market Midpoint	Variance	
					\$	%
Customer Service Representative			\$39,343	\$42,380	-\$3,037	-7.72%
	Customer Relations Specialist	Tempe, City of		\$46,487		
	Customer Service/Utility Billing Representative	Surprise, City of		\$45,742		
	Customer Service Specialist I	Mesa, City of		\$43,177		
	Customer Service Representative I	Goodyear, City of		\$42,919		
	Customer Service Representative	Glendale, City of		\$42,881		
	Customer Service Representative	Chandler, City of		\$41,499		
	Customer Service Representative I	Peoria, City of		\$39,442		
	Customer Service Clerk	Phoenix, City of		\$36,894		
	No Match	Gilbert, City of				
				Prevailing Rate: <span style="border: 1px solid black; padding: 2px;">\$42,380</span>		

## COMPENSATION SURVEY EXAMPLES

Current Job Class Title	Survey Job Class	Survey Organization	Scottsdale Current Midpoint	Market Midpoint	Variance	
					\$	%
W/WW Treatment Plant Operator II			\$50,222	\$56,496	\$6,274	-12.49%
	Water Treatment Plant Operator II	Gilbert, City of		\$59,664		
	Wastewater Treatment Plant Operator II	Chandler, City of		\$58,641		
	Water Control Room Operator	Glendale, City of		\$57,464		
	Water Resources Operator II	Mesa, City of		\$56,221		
	Senior Utility Operator	Phoenix, City of		\$55,645		
	Utility Plant Operator II	Peoria, City of		\$54,377		
	Water Operator II	Surprise, City of		\$53,460		
	No Match	Tempe, City of				
	No Match	Goodyear, City of				
				Prevailing Rate: <span style="border: 1px solid black; padding: 2px;">\$56,496</span>		

## COMPENSATION SURVEY EXAMPLES

Current Job Class Title	Survey Job Class	Survey Organization	Scottsdale Current Midpoint	Market Midpoint	Variance	
					\$	%
Planner, Senior			\$74,204	\$78,221	-\$4,017	-5.41%
	Planner III	Goodyear, City of		\$83,538		
	Sr Planner	Chandler, City of		\$81,027		
	Planner, Sr.	Glendale, City of		\$80,857		
	Sr Planner	Tempe, City of		\$79,366		
	Senior Planner	Mesa, City of		\$77,546		
	Planner III	Phoenix, City of		\$76,890		
	Senior Planner	Peoria, City of		\$75,052		
	Planner II	Surprise, City of		\$74,887		
	Planner II	Gilbert, City of		\$74,825		
Prevailing Rate:				\$78,221		

## COMPENSATION SURVEY EXAMPLES

Current Job Class Title	Survey Job Class	Survey Organization	Scottsdale Current Midpoint	Market Midpoint	Variance	
					\$	%
Enterprise Security Engineer			\$85,894	\$88,409	-\$2,515	-2.93%
	IT Security Admin	Tempe, City of		\$100,994		
	Network Engineer, Sr.	Glendale, City of		\$89,144		
	IT Security Administrator	Peoria, City of		\$88,351		
	IT Security Analyst	Chandler, City of		\$87,519		
	Security And Infrastructure Manager	Goodyear, City of		\$85,956		
	Chief Information Security Officer	Mesa, City of		\$85,700		
	IT Security Analyst	Surprise, City of		\$85,046		
	Security Analyst	Gilbert, City of		\$84,563		
	No Match	Phoenix, City of				
Prevailing Rate:				\$88,409		

## HIGH LEVEL COMPENSATION SURVEY RESULTS

- PSPC SURVEYED 200+ POSITIONS AND FOUND OVER 1,400 COMPARABLE JOBS IN THE MARKET
- PSPC REVIEWED SCOTTSDALE'S COMPETITIVENESS ON BASE SALARY RANGES
- DATA COLLECTED FOR A LIMITED BENEFITS REVIEW

## SCOTTSDALE IS COMPETITIVE FOR 52% OF POSITIONS SURVEYED

Base Salary Summary	# of Positions	% of Surveyed Jobs
More than 3% Behind Market	106	48%
Within 3% of Market	89	41%
More than 3% Ahead of Market	24	11%



## BENEFITS INFORMATION COLLECTED

- DATA COLLECTED ON PAID TIME OFF AT TIME OF HIRE, MANAGEMENT AND EXECUTIVE BENEFITS, CERTIFICATION PAY, PAID HOLIDAYS, BILINGUAL PAY, AND SHIFT DIFFERENTIALS
- THE CITY IS COMPETITIVE AND OFFERING SIMILAR BENEFITS IN THE AREAS OF SHIFT DIFFERENTIAL, CERTIFICATION PAY, AND BILINGUAL PAY
- THE CITY IS SLIGHTLY BEHIND ON NUMBER OF PAID HOLIDAYS, VACATION ACCRUAL AT TIME OF HIRE, AND FLEXIBILITY OF PAID TIME OFF FOR NEW/INCOMING EXPERIENCED MANAGERS AND EXECUTIVES
- CHARTER POSITIONS FALL BEHIND MARKET WHEN BENEFITS ARE INCLUDED IN COMPARISONS; DEFERRED COMP, AUTO ALLOWANCE, AND CELL PHONE ALLOWANCES ARE PRETTY COMMON

## NEW SALARY SCHEDULE

- THIS PROPOSED SCHEDULE RETAINS 45% RANGE WIDTH AND 5% BETWEEN RANGES
- JOBS PLACED USING MARKET DATA, CAREER LADDERS, AND JOB FAMILY / PROMOTIONAL SEQUENCES
- ALL JOBS CITY-WIDE INCLUDING FIRE AND CHARTER OFFICERS HAVE BEEN PLACED ON THE SAME TABLE

Salary Range	Minimum	Midpoint	Maximum	Salary Range	Minimum	Midpoint	Maximum
1	\$21,840	\$28,776	\$34,100	24	\$72,035	\$88,386	\$104,738
2	\$24,024	\$30,215	\$35,805	25	\$75,636	\$92,805	\$109,974
3	\$25,856	\$31,726	\$37,595	26	\$79,418	\$97,446	\$115,473
4	\$27,149	\$33,312	\$39,475	27	\$83,389	\$102,318	\$121,247
5	\$28,507	\$34,977	\$41,448	28	\$87,559	\$107,434	\$127,309
6	\$29,932	\$36,726	\$43,521	29	\$91,937	\$112,806	\$133,675
7	\$31,429	\$38,563	\$45,697	30	\$96,533	\$118,446	\$140,358
8	\$33,000	\$40,491	\$47,982	31	\$101,360	\$124,368	\$147,376
9	\$34,650	\$42,515	\$50,381	32	\$106,428	\$130,587	\$154,745
10	\$36,382	\$44,641	\$52,900	33	\$111,750	\$137,116	\$162,482
11	\$38,202	\$46,873	\$55,545	34	\$117,337	\$143,972	\$170,607
12	\$40,112	\$49,217	\$58,322	35	\$123,204	\$151,170	\$179,137
13	\$42,117	\$51,678	\$61,238	36	\$129,364	\$158,729	\$188,094
14	\$44,223	\$54,261	\$64,300	37	\$135,832	\$166,665	\$197,498
15	\$46,434	\$56,975	\$67,515	38	\$142,624	\$174,999	\$207,373
16	\$48,756	\$59,823	\$70,891	39	\$149,755	\$183,748	\$217,742
17	\$51,194	\$62,814	\$74,435	40	\$157,243	\$192,936	\$228,629
18	\$53,753	\$65,955	\$78,157	41	\$165,105	\$202,583	\$240,061
19	\$56,441	\$69,253	\$82,065	42	\$173,360	\$212,712	\$252,064
20	\$59,263	\$72,716	\$86,168	43	\$182,028	\$223,347	\$264,667
21	\$62,226	\$76,351	\$90,476	44	\$191,130	\$234,515	\$277,900
22	\$65,338	\$80,169	\$95,000	45	\$200,686	\$246,241	\$291,795
23	\$68,605	\$84,177	\$99,750	46	\$210,720	\$258,553	\$306,385

**Midpoint %**  
5.00%

**Range Spread**  
45.00%



## MULTI-YEAR IMPLEMENTATION AND ESTIMATED COSTS\*

\* Excludes benefits "load rate"

### EMPLOYEE COMPENSATION PHILOSOPHY TO BE 105% OF MARKET

**FIRST YEAR (FY 18-19) :** BRING EMPLOYEES WHO ARE BELOW THE MINIMUM OF THEIR NEW RANGE UP TO THE MINIMUM OF THE NEW RANGE AND MOVING EMPLOYEES THE SAME PERCENTAGE AS THEIR PAY RANGE  
MOVEMENT = \$6,000,000.

INCREASE THE NUMBER OF PAID HOLIDAYS FROM 9 TO 10 (VETERANS DAY) = \$245,000

**YEAR 2 (FY 19-20):** MOVE EMPLOYEES AND THE RANGE = \$2,000,000

**YEAR 3 (FY 20-21):** MOVE EMPLOYEES AND THE RANGE = \$2,000,000

**YEAR 4 (FY 21-22):** MOVE EMPLOYEES AND THE RANGE = \$2,000,000

QUESTIONS?

MATT WEATHERLY, PRESIDENT  
PUBLIC SECTOR PERSONNEL CONSULTANTS

4/24/2018



CITY COUNCIL REQUEST

ACCEPT THE RESULTS AND RECOMMENDATIONS OF  
THE FY 2017/18 JOB CLASSIFICATION  
AND EMPLOYEE COMPENSATION STUDY.



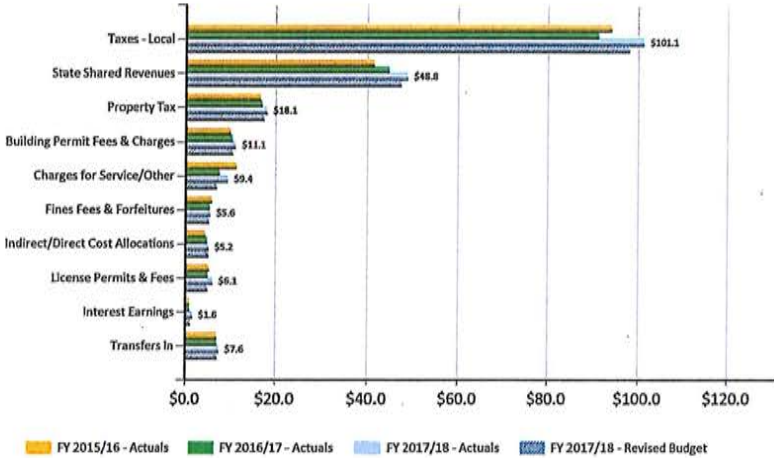
Item 21

# Monthly Financial Update As of March 31, 2018

City Council  
April 24, 2018

## General Fund Operating Sources March 2018: Fiscal Year to Date

(in millions: rounding differences may occur)



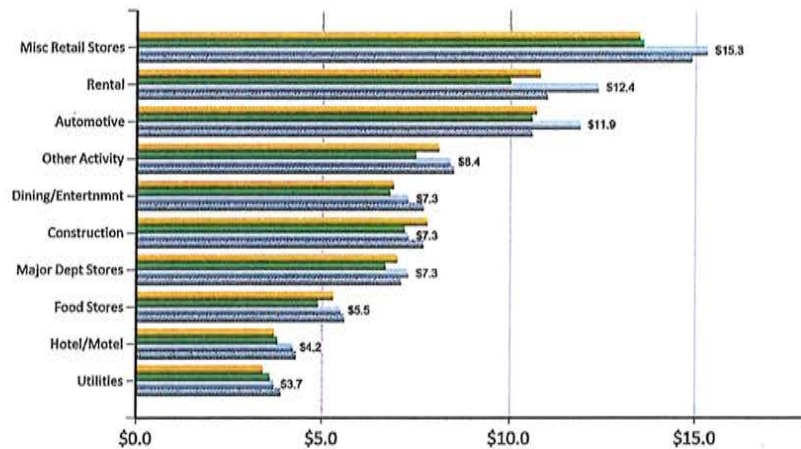
## General Fund Operating Sources March 2018 : Fiscal Year to Date

(in millions: rounding differences may occur)

	FY 2015/16	FY 2016/17	FY 2017/18	FY 2017/18	Actual vs. Budget	
	Actuals	Actuals	Actuals	Revised Budget	Favorable / (Unfavorable) Amount	Percent
Taxes - Local	\$93.9	\$91.1	\$101.1	\$98.0	\$3.1	3%
State Shared Revenues	41.5	44.7	48.8	47.4	1.4	3%
Property Tax	16.6	17.0	18.1	17.4	0.6	4%
Building Permit Fees & Charges	10.0	10.4	11.1	10.5	0.5	5%
Charges for Service/Other	11.3	7.6	9.4	7.0	2.4	34%
Fines Fees & Forfeitures	5.9	5.4	5.6	5.2	0.4	7%
Indirect/Direct Cost Allocations	4.5	4.8	5.2	5.2	-	-
License Permits & Fees	5.3	5.1	6.1	5.0	1.1	22%
Interest Earnings	1.0	1.0	1.6	1.2	0.4	34%
Transfers In	7.1	7.1	7.6	7.2	0.3	5%
<b>Total Sources</b>	<b>\$196.9</b>	<b>\$194.1</b>	<b>\$214.4</b>	<b>\$204.1</b>	<b>\$10.3</b>	<b>5%</b>

## General Fund Operating Sources: Sales Tax March 2018 : Fiscal Year to Date

(in millions: rounding differences may occur)



## General Fund Operating Sources: 1% Sales Tax March 2018 : Fiscal Year to Date

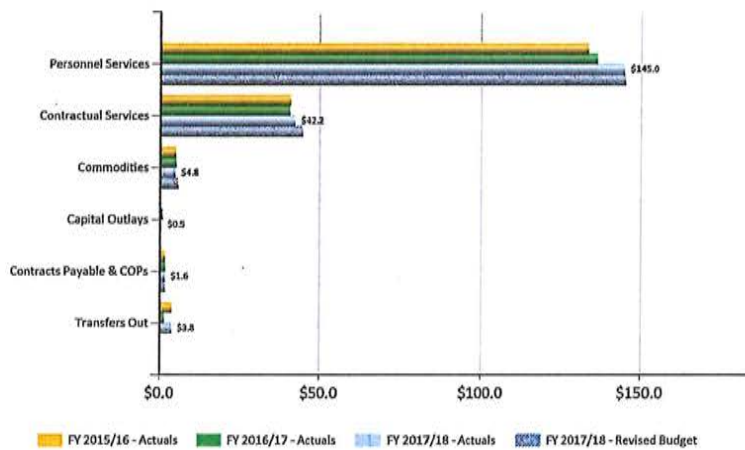
(in millions: rounding differences may occur)

	FY 2015/16	FY 2016/17	FY 2017/18	FY 2017/18	Actual vs. Budget	
	Actuals	Actuals	Actuals	Revised Budget	Favorable / (Unfavorable) Amount	Percent
Misc Retail Stores	\$13.5	\$13.6	\$15.3	\$14.9	\$0.4	3%
Rental	10.8	10.0	12.4	11.0	1.4	13%
Automotive	10.7	10.6	11.9	10.6	1.3	13%
Other Activity	8.1	7.5	8.4	8.5	(0.1)	(1%)
Dining/Entertainment	6.9	6.8	7.3	7.7	(0.3)	(4%)
Construction	7.8	7.2	7.3	7.7	(0.3)	(4%)
Major Dept Stores	7.0	6.7	7.3	7.1	0.2	3%
Food Stores*	5.3	4.9	5.5	5.6	(0.1)	(2%)
Hotel/Motel	3.7	3.8	4.2	4.3	-	-
Utilities	3.4	3.6	3.7	3.9	(0.2)	(5%)
<b>Sales Tax Total</b>	<b>\$77.2</b>	<b>\$74.7</b>	<b>\$83.3</b>	<b>\$81.1</b>	<b>\$2.2</b>	<b>3%</b>

\*YTD CIP transfer = \$3.6 million

## General Fund Operating Uses: by Category March 2018 : Fiscal Year to Date

(in millions: rounding differences may occur)



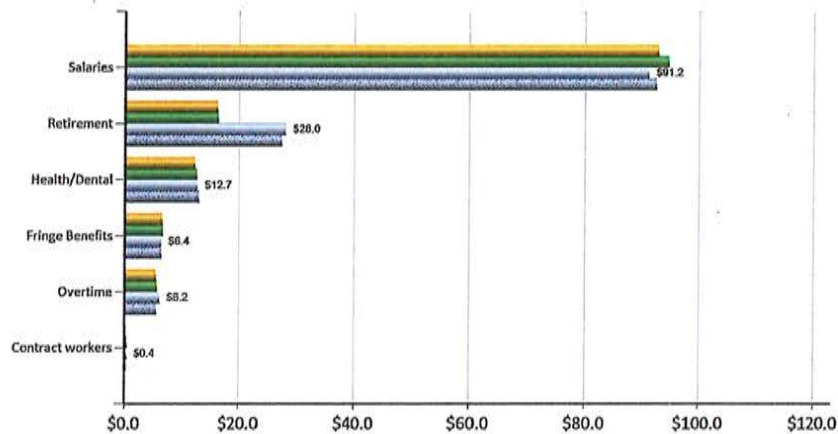
## General Fund Operating Uses: by Category March 2018 : Fiscal Year to Date

(In millions: rounding differences may occur)

	FY 2015/16	FY 2016/17	FY 2017/18	FY 2017/18	Actual vs. Budget	
	Actuals	Actuals	Actuals	Revised Budget	Favorable / (Unfavorable) Amount	Percent
Personnel Services*	\$133.7	\$136.5	\$145.0	\$145.4	\$0.4	0%
Contractual Services	41.0	40.7	42.2	44.6	2.4	5%
Commodities	5.0	5.1	4.8	5.7	0.9	15%
Capital Outlays	0.2	0.9	0.5	0.1	(0.4)	nm
Contracts Payable & COPs	1.6	1.6	1.6	1.6	-	-
Transfers Out	3.7	1.4	3.8	-	(3.8)	n/a
<b>Total Uses</b>	<b>\$185.2</b>	<b>\$186.2</b>	<b>\$197.9</b>	<b>\$197.4</b>	<b>(\$0.5)</b>	<b>0%</b>
*Pay Periods thru March:	20	20	19			

## General Fund Operating Uses: Personnel Services March 2018 : Fiscal Year to Date

(In millions: rounding differences may occur)



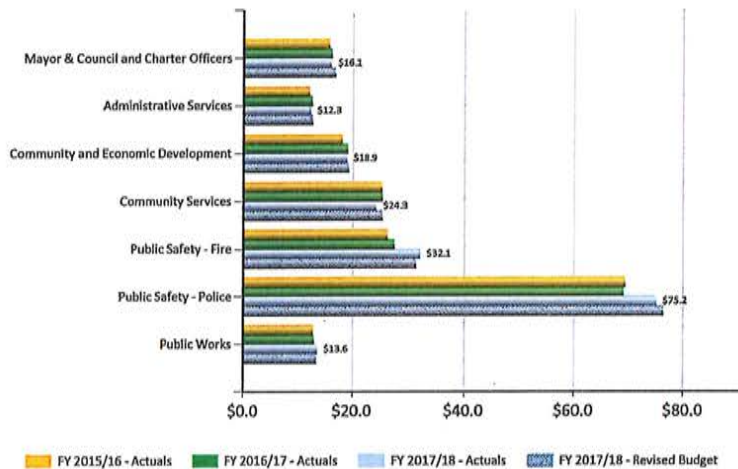
## General Fund Operating Uses: Personnel Services March 2018 : Fiscal Year to Date

(in millions: rounding differences may occur)

	FY 2015/16	FY 2016/17	FY 2017/18	FY 2017/18	Actual vs. Budget	
	Actuals	Actuals	Actuals	Revised Budget	Favorable / (Unfavorable) Amount	Percent
Salaries*	\$93.0	\$94.8	\$91.2	\$92.6	\$1.4	2%
Retirement	16.2	16.3	28.0	27.4	(0.6)	(2%)
Health/Dental	12.3	12.6	12.7	13.0	0.2	2%
Fringe Benefits	6.6	6.7	6.4	6.5	-	-
Overtime	5.5	5.7	6.2	5.6	(0.6)	(11%)
Contract workers	0.2	0.4	0.4	0.3	(0.1)	(29%)
<b>Personnel Services Total</b>	<b>\$133.7</b>	<b>\$136.5</b>	<b>\$145.0</b>	<b>\$145.4</b>	<b>\$0.4</b>	<b>0%</b>
*Pay Periods thru March:	20	20	19			

## General Fund Operating Division Expenditures March 2018 : Fiscal Year to Date

(in millions: rounding differences may occur)





**General Fund Operating Division Expenditures  
March 2018 : Fiscal Year to Date**

*(in millions: rounding differences may occur)*

	FY 2015/16	FY 2016/17	FY 2017/18	FY 2017/18	Actual vs. Budget	
	Actuals	Actuals	Actuals	Revised Budget	Favorable / (Unfavorable) Amount	Percent
Mayor & Council and Charter Officers	\$15.8	\$16.2	\$16.1	\$16.9	\$0.8	5%
Administrative Services	12.1	12.7	12.3	12.7	0.4	3%
Community and Economic Development	18.1	19.1	18.9	19.3	0.4	2%
Community Services	25.3	25.4	24.3	25.4	1.1	4%
Public Safety - Fire	26.3	27.6	32.1	31.4	( 0.6)	(2%)
Public Safety - Police	69.5	69.1	75.2	76.5	1.3	2%
Public Works	12.8	13.1	13.6	13.5	( 0.1)	(1%)
<b>Total</b>	<b>\$179.8</b>	<b>\$183.2</b>	<b>\$192.5</b>	<b>\$195.8</b>	<b>\$3.3</b>	<b>2%</b>

**General Fund Results: Summary  
March 2018 : Fiscal Year to Date**

*(in millions: rounding differences may occur)*

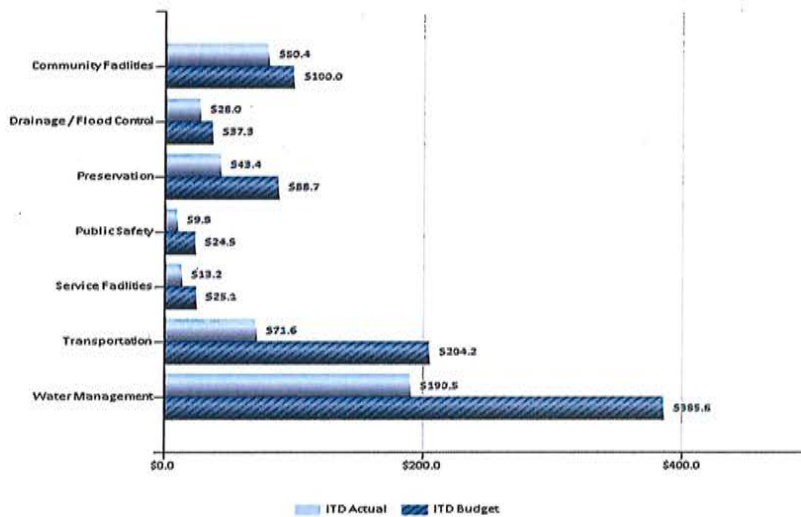
	FY 15/16	FY 16/17	FY 17/18	FY 17/18	Actual vs. Budget	
	Actual	Actual	Actual	Budget	Fav/(Unf)	%
<b>Sources</b>	\$196.9	\$194.1	\$214.4	\$204.1	\$10.3	5%
<b>Uses</b>	\$185.2	\$186.2	\$197.9	\$197.4	(\$0.5)	0%
<b>Change in Fund Balance</b>	\$11.7	\$7.9	\$16.5	\$6.7	\$9.8	

# Quarterly CIP Financial Update As of March 31, 2018

City Council  
April 24, 2018

## CIP Expenditures by Program FY 2017/18 – Quarter 3

(in millions: rounding differences may occur)



## CIP Expenditures by Program FY 2017/18 – Quarter 3

(in millions: rounding differences may occur)

Program	FY 2017/18	FY 2017/18	FY 2017/18	Remaining
	Quarter 3	FY 2017/18	FY 2017/18	Budget
	Actuals	ITD Budget	ITD Actual	Balance
Community Facilities	\$0.7	\$100.0	\$80.4	\$19.6
Drainage / Flood Control	1.4	37.3	28.0	9.3
Preservation	0.8	88.7	43.4	45.3
Public Safety	1.6	24.5	9.8	14.7
Service Facilities	3.1	25.1	13.2	11.8
Transportation	10.5	204.2	71.6	132.7
Water Management	12.9	385.6	190.5	195.1
<b>Total</b>	<b>\$31.0</b>	<b>\$865.4</b>	<b>\$436.9</b>	<b>\$428.5</b>

## CIP Expenditures by Funding Source FY 2017/18 – Quarter 3

(in millions: rounding differences may occur)

Funding Source	FY 2017/18	FY 2017/18	FY 2017/18	Remaining
	Quarter 3	FY 2017/18	FY 2017/18	Budget
	Actuals	ITD Budget	ITD Actual	Balance
Arterial Life Cycle Program (ALCP)	\$1.4	\$44.9	\$5.0	\$39.9
Aviation	6.1	15.4	11.2	4.2
Fleet	-	4.5	0.2	4.3
G.O. Bonds	2.5	73.5	50.5	23.0
General Fund	3.6	47.9	22.0	26.0
Intergovernmental Agreements (IGA)	1.0	3.7	5.2	(1.5)
MPC Bonds	0.4	75.2	51.0	24.2
Other	0.2	19.7	17.4	2.3
Preservation	0.8	88.7	43.4	45.3
Solid Waste	-	4.8	2.5	2.3
Tourism Development	0.2	12.4	5.9	6.4
Transit Life Cycle Program (TLCP)	-	0.5	0.3	0.3
Transportation Grants	0.6	28.9	10.1	18.8
Transportation Sales Tax	1.3	64.5	27.0	37.6
Water & Water Reclamation	12.9	380.7	185.3	195.4
<b>Total</b>	<b>\$31.0</b>	<b>\$865.4</b>	<b>\$436.9</b>	<b>\$428.5</b>



## CIP Significant Projects FY 2017/18 – Quarter 3

(in millions: rounding differences may occur)

<u>Community Facilities</u>	<u>Funding Source</u>	<u>5 - Year Budget</u>	FY 2017/18	FY 2017/18	FY 2017/18	<u>Remaining Budget Balance</u>	<u>Completion Date</u>
			<u>Quarter 3 Actuals</u>	<u>ITD Budget</u>	<u>ITD Actual</u>		
Aquatics Chemical System Replacement	General Fund	\$3.9	\$0.2	\$2.0	\$0.4	\$1.6	06/30/19

Installation of first of four systems underway at McDowell Mountain Ranch. Aquatic Center with completion anticipated in early May. Remaining three pools to be completed in Fall/Winter 2018/19. A \$461,100 increase included in proposed FY18/19 CIP.

## CIP Significant Project Updates FY 2017/18 – Quarter 3



Above: Old gaseous chlorine tanks



Right: New on-site generation system

## CIP Significant Projects FY 2017/18 – Quarter 3

(in millions: rounding differences may occur)

	<u>Funding Source</u>	<u>5 - Year Budget</u>	<u>FY 2017/18 Quarter 3 Actuals</u>	<u>FY 2017/18 ITD Budget</u>	<u>FY 2017/18 ITD Actual</u>	<u>Remaining Budget Balance</u>	<u>Completion Date</u>
<b>Transportation</b>							
68th Street Bridge Reconstruction over the Arizona Canal	Transportation Sales Tax	\$0.4	\$ -	\$0.4	\$ -	\$0.4	06/30/19

Design contract executed. Construction to correspond with canal dry-up in January 2019. Interim traffic control installed to increase capacity through intersection.

## CIP Significant Project Updates FY 2017/18 – Quarter 3



3 lanes open on south bound 68<sup>th</sup> street to increase traffic flow.



## CIP Significant Projects FY 2017/18 – Quarter 3

(In millions: rounding differences may occur)

	<u>Funding Source</u>	<u>5 - Year Budget</u>	FY 2017/18			<u>Remaining Budget Balance</u>	<u>Completion Date</u>
			<u>Quarter 3 Actuals</u>	<u>FY 2017/18 ITD Budget</u>	<u>FY 2017/18 ITD Actual</u>		
<b>Public Safety</b>							
Fire Station 605 Renovation	General Fund	\$0.1	\$ -	\$ -	\$ -	\$ -	06/30/18
	G.O.						
	Bonds	0.7	0.4	0.7	0.7	-	
	<b>Total</b>	<b>\$0.8</b>	<b>\$0.4</b>	<b>\$0.8</b>	<b>\$0.7</b>	<b>\$ -</b>	

Construction Complete. Certificate of Occupancy issued on March 9, 2018.

## CIP Significant Projects FY 2017/18 – Quarter 3





**CIP Significant Project Updates  
FY 2017/18 – Quarter 3**



**CIP Significant Projects  
FY 2017/18 – Quarter 3**

*(in millions: rounding differences may occur)*

**Fire Station 613**



## CIP Significant Projects FY 2017/18 – Quarter 3

(in millions: rounding differences may occur)

### Fire Station 613



## CIP Significant Projects FY 2017/18 – Quarter 3

(in millions: rounding differences may occur)

### Fire Station 613

	<u>Funding Source</u>	<u>5 - Year Budget</u>	<u>FY 2017/18 Quarter 3 Actuals</u>	<u>FY 2017/18 ITD Budget</u>	<u>FY 2017/18 ITD Actual</u>	<u>Remaining Budget Balance</u>	<u>Completion Date</u>
<b>Public Safety</b>							
Fire Station 613 Construction	General Fund	\$0.2	\$ -	\$0.2	\$ -	\$0.2	06/30/18
	G.O. Bonds	5.0	1.0	5.0	2.0	3.1	
	<b>Total</b>	<b>\$5.2</b>	<b>\$1.0</b>	<b>\$5.2</b>	<b>\$2.0</b>	<b>\$3.2</b>	

Construction on-going. Certificate of Occupancy anticipated in May 2018.

**CIP Significant Projects  
FY 2017/18 – Quarter 3**

*(In millions: rounding differences may occur)*

**Fire Station 603**



**CIP Significant Projects  
FY 2017/18 – Quarter 3**

*(In millions: rounding differences may occur)*

**Fire Station 603**





**CIP Significant Projects  
FY 2017/18 – Quarter 3**

*(in millions: rounding differences may occur)*

**Fire Station 603**



**CIP Significant Projects  
FY 2017/18 – Quarter 3**

*(in millions: rounding differences may occur)*

**Fire Station 603**

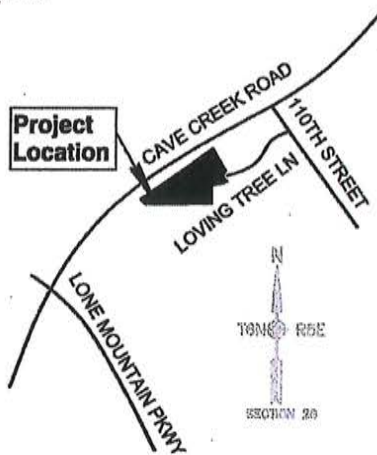
	<u>Funding Source</u>	<u>5 - Year Budget</u>	<u>FY 2017/18</u>			<u>Remaining Budget Balance</u>	<u>Completion Date</u>
			<u>Quarter 3 Actual</u>	<u>FY 2017/18 ITD Budget</u>	<u>FY 2017/18 ITD Actual</u>		
<b>Public Safety</b>							
Fire Station 603 Relocation	General Fund	\$0.1	\$ -	\$0.1	\$ -	\$0.1	12/31/19
	G.O. Bonds	6.7	-	6.7	2.9	3.8	
	<b>Total</b>	<b>\$6.8</b>	<b>\$0.0</b>	<b>\$6.8</b>	<b>\$2.9</b>	<b>\$3.9</b>	

Design is moving towards 90%.

**CIP Significant Projects  
FY 2017/18 – Quarter 3**

*(In millions: rounding differences may occur)*

**Fire Station 616**



**CIP Significant Projects  
FY 2017/18 – Quarter 3**

*(In millions: rounding differences may occur)*

**Fire Station 616**



Facing Cave Creek Road, Northwest



Southwest



## CIP Significant Projects FY 2017/18 – Quarter 3

(in millions: rounding differences may occur)

### Fire Station 616

	<u>Funding Source</u>	<u>5 - Year Budget</u>	FY 2017/18			<u>Remaining Budget Balance</u>	<u>Completion Date</u>
			<u>Quarter 3 Actuals</u>	<u>FY 2017/18 ITD Budget</u>	<u>FY 2017/18 ITD Actual</u>		
<u>Public Safety</u>							
Fire Station 616 Design and Construction	General Fund	\$0.1	\$ -	\$0.1	\$ -	\$0.1	06/30/20
	G.O. Bonds	3.6	-	3.6	0.1	3.5	
	<b>Total</b>	<b>\$3.7</b>	<b>\$0.0</b>	<b>\$3.7</b>	<b>\$0.1</b>	<b>\$3.6</b>	

Design is moving towards 90%.

## CIP Significant Projects FY 2017/18 – Quarter 3

(in millions: rounding differences may occur)

	<u>Funding Source</u>	<u>5 - Year Budget</u>	FY 2017/18			<u>Remaining Budget Balance</u>	<u>Completion Date</u>
			<u>Quarter 3 Actuals</u>	<u>FY 2017/18 ITD Budget</u>	<u>FY 2017/18 ITD Actual</u>		
<u>Transportation</u>							
Pavement Replacement	G.O. Bonds	\$12.4	\$0.1	\$12.4	\$8.2	\$4.3	06/30/19
	Transportation Sales Tax	1.6	-	1.6	1.4	0.2	
	<b>Total</b>	<b>\$14.0</b>	<b>\$0.1</b>	<b>\$14.0</b>	<b>\$9.5</b>	<b>\$4.5</b>	

Construction on-going. Original projection was 140 lane miles of paving. Current estimate is 194 lane miles.

## **Crosscut Canal Bridge and Path: Investing in Our Scottsdale Project Update**

<https://youtu.be/9z-nDHdHbVg>