

**SCOTTSDALE CITY COUNCIL
REGULAR MEETING MINUTES
MONDAY, APRIL 15, 2019**



**CITY HALL KIVA
3939 N. DRINKWATER BOULEVARD
SCOTTSDALE, AZ 85251**

CALL TO ORDER

Mayor W.J. "Jim" Lane called to order a Regular Meeting of the Scottsdale City Council at 5:00 P.M. on Monday, April 15, 2019, in the City Hall Kiva.

ROLL CALL

Present: Mayor W.J. "Jim" Lane; Vice Mayor Linda Milhaven; and Councilmembers Suzanne Klapp, Virginia L. Korte, Kathleen S. Littlefield, Guy Phillips, and Solange Whitehead

Also Present: City Manager Jim Thompson, City Attorney Bruce Washburn, City Treasurer Jeff Nichols, City Auditor Sharron Walker, and City Clerk Carolyn Jagger

PLEDGE OF ALLEGIANCE – Councilman Guy Phillips

INVOCATION – Mayor Lane noted that Scottsdale is a Golden Rule City and asked for a moment of silence to consider what the Golden Rule means in our everyday lives.

MAYOR'S REPORT

Mayor Lane read a proclamation reaffirming Scottsdale as a Golden Rule City.

Mayor Lane congratulated Operation Fix-It for receiving the Outstanding Achievement in Local Government Innovation Award from the Alliance for Innovation.

PRESENTATIONS/INFORMATION UPDATES

- **Parada del Sol Update**
Presenter(s): Wendy Springborn, Parada Committee

Parada Committee Representative Wendy Springborn gave a presentation on the Parada del Sol.

NOTE: MINUTES OF CITY COUNCIL MEETINGS AND WORK STUDY SESSIONS ARE PREPARED IN ACCORDANCE WITH THE PROVISIONS OF ARIZONA REVISED STATUTES. THESE MINUTES ARE INTENDED TO BE AN ACCURATE REFLECTION OF ACTION TAKEN AND DIRECTION GIVEN BY THE CITY COUNCIL AND ARE NOT VERBATIM TRANSCRIPTS. DIGITAL RECORDINGS AND CLOSED CAPTION TRANSCRIPTS OF SCOTTSDALE CITY COUNCIL MEETINGS ARE AVAILABLE ONLINE AND ARE ON FILE IN THE CITY CLERK'S OFFICE.

PUBLIC COMMENT – None

ADDED ITEMS

A1. Added Items

The materials for Consent Item No. 8A and Regular Item No. 10 were added to the agenda less than ten days prior to the meeting and will require a separate vote to remain on the agenda.

Request: Vote to accept the agenda as presented or to continue the added item(s) to April 30, 2019.

MOTION AND VOTE – ADDED ITEMS

Councilmember Korte made a motion to accept the agenda as presented. Councilwoman Whitehead seconded the motion, which carried 7/0, with Mayor Lane; Vice Mayor Milhaven; and Councilmembers Klapp, Korte, Littlefield, Phillips, and Whitehead voting in the affirmative.

MINUTES

Request: Approve the Retreat Minutes of March 14, 2019; Special Meeting Minutes of March 19, 2019; Regular Meeting Minutes of March 19, 2019; Work Study Session Minutes of March 26, 2019; and Executive Session Minutes of March 19, 2019.

MOTION AND VOTE – MINUTES

Councilman Phillips made a motion to approve the Retreat Minutes of March 14, 2019; Special Meeting Minutes of March 19, 2019; Regular Meeting Minutes of March 19, 2019; Work Study Session Minutes of March 26, 2019; and Executive Session Minutes of March 19, 2019. Councilwoman Littlefield seconded the motion, which carried 7/0, with Mayor Lane; Vice Mayor Milhaven; and Councilmembers Klapp, Korte, Littlefield, Phillips, and Whitehead voting in the affirmative.

CONSENT AGENDA

- 1. Thomas Groundwater Treatment Facility Construction Phase Services Contract**
Request: Adopt **Resolution No. 11407** authorizing CM@Risk Contract No. 2019-038-COS with Archer Western Construction, LLC, in the amount of \$5,257,503.30 for construction phase services for the Thomas Groundwater Treatment Facility.
Staff Contact(s): Dan Worth, Public Works Director, 480-312-5555, dworth@scottsdaleaz.gov
- 2. Water Resources Treatment Job Order Contracts**
Request: Adopt **Resolution No. 11415** authorizing the following job order contract modifications for the third and final option year in an amount not to exceed \$7,500,000 per contract for Citywide water resources treatment construction services:
1. Contract No. 2015-112-COS-A3 with Currier Construction, Inc.
2. Contract No. 2015-113-COS-A3 with Felix Construction Company
3. Contract No. 2015-114-COS-A3 with MGC Contractors, Inc.
Staff Contact(s): Dan Worth, Public Works Director, 480-312-5555, dworth@scottsdaleaz.gov

3. WestWorld Event Agreement

Request: Adopt **Resolution No. 11409** authorizing Agreement No. 2019-011-COS-A1, the first amendment to the agreement with LaMesa RV Center, Inc., to change the date of the second RV show in August of 2019.

Staff Contact(s): Brian Dygert, WestWorld General Manager, 480-312-6825, bdygert@scottsdaleaz.gov

4. WestWorld Event Agreement

Request: Adopt **Resolution No. 11423** authorizing Agreement No. 2019-052-COS with Strada Racing Club, Inc., to train on Lot D at WestWorld from May 2019 through July 2019.

Staff Contact(s): Brian Dygert, WestWorld General Manager, 480-312-6825, bdygert@scottsdaleaz.gov

5. Organization Strategic Plan

Moved to Regular Agenda (Page 4).

6. Scottsdale National Golf Club Settlement Agreement

Request: Adopt **Resolution No. 11427** authorizing settlement in the amount of \$1,423,081.06 of Scottsdale National Golf Club's claim against the City.

Staff Contact(s): Bruce Washburn, City Attorney, 480-312-2405, bwashburn@scottsdaleaz.gov

7. Legal Services Contract

Request: Adopt **Resolution No. 11433** authorizing legal fees to be incurred in Contract No. 2015-023-COS with the law firm of Dickinson Wright PLLC, in an amount not to exceed a total of \$490,000 for the defense of *Stuart et al. v. City of Scottsdale et al.*, Case No. 2:17-cv-01848-DJH, and *Save Our Preserve Political Action Committee of Scottsdale v. City of Scottsdale, et al.*, Case No. 2:18-cv-01047-DJH, currently pending in the United States District Court.

Staff Contact(s): Bruce Washburn, City Attorney, 480-312-2405, bwashburn@scottsdaleaz.gov

8. Monthly Financial Report

Request: Accept the FY 2018/19 Monthly Financial Report as of February 2019.

Staff Contact(s): Judy Doyle, Budget Director, 480-312-2603, jdoyle@scottsdaleaz.gov

8A. Civic Center Library Gallery

Request: Adopt **Resolution No. 11428** authorizing use of the FY 2018/19 Special Programs Fund, Community Arts Trust in an amount not to exceed \$85,000 to construct a gallery space in the Civic Center Library to be curated by Scottsdale Arts Public Art.

Staff Contact(s): Karen Churchard, Tourism and Events Director, 480-312-2890, kchurchard@scottsdaleaz.gov; Bill Murphy, Community Services Director, 480-312-7954, bmurphy@scottsdaleaz.gov

MOTION AND VOTE – CONSENT AGENDA

Councilmember Korte made a motion to approve Consent Agenda Items 1 through 8A, with the exception of Item 5, which was moved to the Regular Agenda. Councilwoman Littlefield seconded the motion, which carried 7/0, with Mayor Lane; Vice Mayor Milhaven; and Councilmembers Klapp, Korte, Littlefield, Phillips, and Whitehead voting in the affirmative.

REGULAR AGENDA

5. **Organization Strategic Plan**

Request: Accept the amendments to the Organization Strategic Plan.

Staff Contact(s): Brent Stockwell, Assistant City Manager, 480-312-7288,
bstockwell@scottsdaleaz.gov

Assistant City Manager Brent Stockwell gave a PowerPoint presentation (attached) on the proposed amendments to the Organization Strategic Plan.

Mayor Lane opened public testimony.

Betty Janik, Scottsdale resident, noted that the purchase of Preserve lands was not included in the Organization Strategic Plan.

Mayor Lane closed public testimony.

MOTION AND VOTE – ITEM 5

Councilwoman Whitehead made a motion to add the objective “Prioritize remaining acres within Preserve boundary and develop acquisition plan based on projected funds” and accept the Organization Strategic Plan. Councilwoman Klapp seconded the motion, which carried 6/1, with Mayor Lane and Councilmembers Klapp, Korte, Littlefield, Phillips, and Whitehead voting in the affirmative, and Vice Mayor Milhaven dissenting.

9. **Lot V on the Green Final Plat (10-PP-2015)**

Request: Approve the final plat for a 4-lot residential subdivision, within the existing *On the Green at Troon North* subdivision, with existing amended development standards, and a landscape plan, including walls, on a 0.70±-acre site with Resort/Townhouse Residential District, Environmentally Sensitive Lands (R-4R/ESL) zoning.

Location: 10299 E. White Feather Lane

Presenter(s): Jesus Murillo, Sr. Planner

Staff Contact(s): Randy Grant, Planning and Development Services Director, 480-312-2664, rgrant@scottsdaleaz.gov

Senior Planner Jesus Murillo gave a PowerPoint presentation on the Lot V on the Green Final Plat.

MOTION AND VOTE – ITEM 9

Councilman Phillips made a motion to approve the Lot V on the Green Final Plat. Councilwoman Littlefield seconded the motion, which carried 7/0, with Mayor Lane; Vice Mayor Milhaven; and Councilmembers Klapp, Korte, Littlefield, Phillips, and Whitehead voting in the affirmative.

10. November 5, 2019 Special Mail Ballot Election for the Issuance and Sale of General Obligation Bonds

Request: Adopt **Resolution No. 11434** to:

Option 1. Order and call a special mail ballot election for Tuesday, November 5, 2019, to submit to the qualified electors of the City of Scottsdale a question authorizing the issuance and sale of \$319,000,000 principal amount of general obligation bonds; and authorizing a bond oversight committee. OR

Option 2. Order and call a special mail ballot election for Tuesday, November 5, 2019, to submit to the qualified electors of the City of Scottsdale three questions authorizing the issuance and sale of \$319,000,000 principal amount of general obligation bonds; and authorizing a bond oversight committee.

Presenter(s): Dave Lipinski, City Engineer

Staff Contact(s): Dave Lipinski, City Engineer, 480-312-2641, dlipinski@scottsdaleaz.gov

City Engineer Dave Lipinski gave a PowerPoint presentation (attached) on the proposed November 5, 2019 Special Mail Ballot Election for the issuance and sale of general obligation bonds.

Mayor Lane opened public testimony.

- Tom Witt, Scottsdale resident, spoke in support of adding sand volleyball courts to the project list.
- Jason Alexander, Scottsdale resident, expressed concern on packaging all capital improvement projects together.
- Walter Cuculic, Scottsdale resident, spoke in support of solar projects included in the project list.
- Sonnie Kirtley, Coalition of Greater Scottsdale, suggested a separate question on Reata Pass projects.
- Alex McLaren, Scottsdale resident, spoke in support of the bond election.

Mayor Lane closed public testimony.

MOTION AND VOTE – ITEM 10

Councilwoman Klapp made a motion to adopt Resolution No. 11434, Option 2, to order and call a special mail ballot election for Tuesday, November 5, 2019, to submit to the qualified electors of the City of Scottsdale three questions authorizing the issuance and sale of \$319,000,000 principal amount of general obligation bonds; and authorizing a bond oversight committee.

Councilmember Korte seconded the motion, which carried 7/0, with Mayor Lane; Vice Mayor Milhaven; and Councilmembers Klapp, Korte, Littlefield, Phillips, and Whitehead voting in the affirmative.

11. Proposed Fiscal Year 2019/20 Operating Budget and Capital Improvement Plan

Request: Presentation, discussion, and possible direction to staff regarding the Proposed FY 2019/20 Operating Budget and Capital Improvement Plan.

Presenter(s): Judy Doyle, Budget Director; Dave Lipinski, City Engineer

Staff Contact(s): Judy Doyle, Budget Director, 480-312-2603, jdoyle@scottsdaleaz.gov

Budget Director Judy Doyle gave a PowerPoint presentation (attached) on the proposed FY2019/20 operating budget.

City Engineer Dave Lipinski gave a PowerPoint presentation (attached) on the proposed capital improvement plan.

12. Monthly Financial Update

Request: Receive, discuss, and provide possible direction on the City Treasurer's monthly financial presentation as of March 2019.

Presenter(s): Jeff Nichols, City Treasurer

Staff Contact(s): Judy Doyle, Budget Director, 480-312-2603, jdoyle@scottsdaleaz.gov

City Treasurer Jeff Nichols gave a PowerPoint presentation (attached) on the City's financial status as of March 2019.

City Engineer Dave Lipinski gave a PowerPoint presentation (attached) on the City's capital improvement projects status as of March 2019.

PUBLIC COMMENT – None

CITIZEN PETITIONS

13. Receipt of Citizen Petitions

Request: Accept and acknowledge receipt of citizen petitions. Any member of the Council may make a motion, to be voted on by the Council, to: (1) Direct the City Manager to agendize the petition for further discussion; (2) direct the City Manager to investigate the matter and prepare a written response to the Council, with a copy to the petitioner; or (3) take no action.

Staff Contact(s): Carolyn Jagger, City Clerk, 480-312-2411, cjagger@scottsdaleaz.gov

No citizen petitions were received.

MAYOR AND COUNCIL ITEMS

14. Boards, Commissions, and Task Force Nominations (Note: Interviews and appointments scheduled for May 21, 2019)

Building Advisory Board of Appeals (*one vacancy*) – Councilwoman Littlefield nominated Ben Freese.

Industrial Development Authority (*one vacancy*) – Councilmember Korte nominated Evelyn Racette, Mayor Lane nominated Terri Allen, and Councilwoman Klapp nominated Eloy Yndigoyen.

Library Board (*one vacancy*) – Councilmember Korte nominated Nicole Huser, Mayor Lane nominated Marna McLendon, and Councilwoman Klapp nominated Monica Levens.

McDowell Sonoran Preserve Commission (*one vacancy*) – Mayor Lane nominated Cynthia Wenstrom and Vice Mayor Milhaven nominated Robert Alpert.

Parks and Recreation Commission (*one vacancy*) – Councilwoman Klapp nominated Maryann McAllen and Vice Mayor Milhaven nominated John Doering.

Planning Commission (*one vacancy*) – Vice Mayor Milhaven nominated William Scarbrough, Councilwoman Whitehead nominated A.J. Germek, Councilwoman Littlefield nominated James Bloch, Councilmember Korte nominated Dana Close, Mayor Lane nominated Joseph Cusack, and Councilwoman Klapp nominated Renee Higgs.

Tourism Development Commission (*one industry vacancy*) – Councilwoman Whitehead nominated Monica Nicodemus, Councilwoman Littlefield nominated David Woods, Councilmember Korte nominated Jeanne Alspaugh, and Councilwoman Klapp nominated Thomas Prombo.

ADJOURNMENT

The Regular City Council Meeting adjourned at 6:51 P.M.

SUBMITTED BY:



Carolyn Jagger
City Clerk

Officially approved by the City Council on May 14, 2019

CERTIFICATE

I hereby certify that the foregoing Minutes are a true and correct copy of the Minutes of the Regular Meeting of the City Council of Scottsdale, Arizona held on the 15th day of April 2019.

I further certify that the meeting was duly called and held, and that a quorum was present.

DATED this 14th day of May 2019.



Carolyn Jagger, City Clerk

Organization Strategic Plan

April 15, 2019 | City Council Meeting

1

Value Scottsdale's Unique Lifestyle and Character 

Advance Transportation 

Seek Sustainability 

Support Economic Vitality 

Preserve Meaningful Open Space 

Enhance Neighborhoods 

2

Preserve Meaningful Open Space

- Strengthen walkability of Old Town by improving connectivity between Civic Center, Arts and Canal districts*
- Complete construction of Fraesfield & Granite Mountain trailheads, start work on Pima/Dynamite trailhead
- Conduct public meetings and gather citizen input on Indian Bend Wash master plan
- Successfully launch the Scottsdale Heritage Connection at Civic Center Library

3

Preserve Meaningful Open Space

- Strengthen walkability of Old Town by improving connectivity between Civic Center, Arts and Canal districts*
- **Remain vigilant for opportunities to add land to Preserve based on availability of land and adequate funding OR**
- **Prioritize remaining acres within Preserve boundary and develop acquisition plan based on projected funds**
- Complete construction of Fraesfield & Granite Mountain trailheads, start work on Pima/Dynamite trailhead
- Conduct public meetings and gather citizen input on Indian Bend Wash master plan
- Successfully launch the Scottsdale Heritage Connection at Civic Center Library

4

Value Scottsdale's Unique Lifestyle and Character

- Conduct state-required process to update General Plan in preparation for voter-approval in 2021
- Work with San Francisco Giants and Scottsdale Charros to improve spring training facilities and experience
- Update Old Town design guidelines to enhance the area's high-quality planning, architecture & urban design
- Consider new high-quality developments to revitalize Old Town Scottsdale's Arts and Arizona Canal districts

5

Support Economic Vitality

- Identify locations and funding for additional parking areas to support specialty retail in Old Town*
- Revitalize southern Scottsdale corridors by revitalizing the appearance and vitality of commercial areas*
- Develop and begin implementation of Smart City Strategic Roadmap with citizen and business input*
- Increase WestWorld's vitality through implementing key recommendations from Business Plan final report*
- Carry out the economic development strategy and provide strategic support of tourism and visitor events*
- Track progress towards completion of the Nationwide Realty Investors campus at Hayden & 101

6

Enhance Neighborhoods

- Work with community to complete age-and dementia-friendly assessment and develop action plan*
- Engage with Cities of Service to expand volunteer opportunities and develop community service plan*
- Explore ways to use new technologies and methods to increase citizen involvement and engagement*
- Construct Indian Bend and Desert Mountain fire stations to complete Bond 2015 funded projects
- Work with community to increase donations for programs that benefit seniors and families in need

7

Seek Sustainability

- Preserve and Enhance Environment through energy, green building, solar, solid waste & water initiatives*
- Undertake analysis to determine the cost of development, and whether impact fees should be expanded*
- Prepare and adopt fiscally sustainable operating and capital budgets*
- Reinvest in a high-performance organization and work culture*
- Continue efforts to fund needed, unfunded city infrastructure needs through Bond 2019 program
- Implement an enhanced water recharge program by constructing four new aquifer storage and recovery wells

8

Advance Transportation

- Support efforts to reduce preventable accidents, including consideration of Distracted Driving Ordinance*
- Anticipate and plan for future transportation needs through carrying out the Transportation Master Plan*
- Start Hayden & Thomas safety improvements, and reopen Drinkwater Boulevard, Pima & 68th Street bridges
- Regularly review bus and trolley performance reports to achieve on-time performance and ridership goals
- Ensure city streets are well maintained to achieve very good rating on Pavement Condition Index (80)

**November 5th, 2019 Special Election for the
Issuance and Sale of General Obligation Bonds**

City Council Meeting

April 15, 2019

1

Presentation Outline

- Bond 2019 Program Changes
- Option 1: One Question
- Option 2: Three Questions
- Action
 - Adopt Resolution No. 11434 – Option 1 or
 - Adopt Resolution No. 11434 – Option 2
 - Ordering and calling a special election for Tuesday, November 5, 2019, to submit to the qualified electors of the City of Scottsdale a question (Option 1) or questions (Option 2) authorizing the issuance and sale of \$319,000,000 principal amount of general obligation bonds.

2

Bond 2019 Program Changes

Bond Program as presented at 3.26.19 Work Study	59 Projects	\$349M
Addition of Project 21, Expand Via Linda Senior Center to Meet Demand for Senior Services	(+1)	+\$4.5M
Removal of Project 31, Convert Mountain View Park Tennis Courts to Sand Volleyball Courts to Meet Demand and Increase Revenue	(-1)	-\$0.5M
Removal of Project 3, Build Flood Control Structures to Protect homes and Businesses in the Reata Wash Flood Plain	(-1)	-\$27.3M
Reduction of cost for Building Multi-Use Sports Fields in the area of Bell Road	N/A	-\$7M
Current list of proposed bond projects	58 Projects	\$319M*

*Total Bond program value is rounded as bonds are issued in \$5,000 increments.

3

Option 1: One Question

58 Projects - \$319M

4

Option 1: One Question

58 Projects - \$319M				
Project No.	Project Title	Unfunded Amount	Other Sources	Unfunded Running Total
1	Replace Aging Infrastructure and Improve Public and Event Spaces on Civic Center Plaza	27,317,840	-	27,317,840
2	Add Splash Pad and Improve Walkways at McCormick-Stillman Railroad Park	917,207	-	28,235,047
4	Replace Outdated Emergency Response Equipment for Fire Department	2,057,000	-	30,292,047
5	Modernize Computer Equipment Rooms to Protect City Servers	691,600	-	30,983,647
6	Replace Emergency Power Source for Public Safety Radio Network	305,240	-	31,288,887
7	Replace Outdated 9-1-1 Computer Aided Dispatch and Records Management to Improve Efficiency	591,156	-	31,880,043
8	Replace Website Management Software	188,556	39,400	32,068,599
9	Install Fiber Optic Infrastructure to Reduce Operating Costs	11,385,555	6,332,400	43,454,154
10	Replace Tennis Court Surface at Indian School Park and Scottsdale Tennis Center	3,497,104	-	46,951,258
11	Replace Document Management System to Improve Public Access to Information	674,000	-	47,625,258
12	Update Scottsdale's 15-year-old Digital Terrain Model	177,240	-	47,802,498
13	Expand Granite Reef Senior Center to Meet Demand for Adult Day Care Center	2,972,175	-	50,774,673
14	Replace Obsolete Planning and Permitting Software	2,964,000	-	53,738,673
15	Build 200 Space Parking Lot off 75th Street to Serve the City Court and Scottsdale Stadium	1,530,709	-	55,269,382
16	Replace the City's Obsolete Training Software	342,000	-	55,611,382
17	Obtain a Citywide Data Management and Analytics Solution for Data-Based Decision Making	62,000	-	55,673,382
18	Build Roadway and Pedestrian Improvements along 2nd Street from Drinkwater Blvd to Goldwater Blvd	1,845,427	-	57,518,809
19	Build Roadway and Pedestrian Improvements along Marshall Way North of Indian School Road	1,800,780	-	59,319,589
20	Build Roadway and Pedestrian Improvements along Main Street from Scottsdale Road to Brown Avenue	994,180	-	60,313,769
21	Expand Via Linda Senior Center to Meet Demand for Senior Services	4,538,632	-	64,852,401
22	Build New Swimming Pools and Replace Building at Cactus Pool	31,229,600	-	96,082,001
23	Repair Lakes and Irrigation at Vista del Camino Park in the Indian Bend Wash	23,512,804	-	119,594,805
24	Install High Efficiency Sports Lighting at 4 Facilities	1,224,304	-	120,819,109
25	Replace Aging Buildings that Comprise Palute Community Center	11,174,242	-	131,993,351
26	Replace Deteriorating Vehicle Training Track at the Police and Fire Training Facility	1,919,401	-	133,912,752
27	Modernize and Expand the Police and Fire Training Facility	4,227,262	-	138,140,014
28	Build a New Fire Station near Hayden Road and the Loop 101 to Improve Response Times	10,470,043	-	148,610,057
29	Replace Workstations at 911 Communications Dispatch Center to Accommodate New Technology	638,522	-	149,248,579
30	Indian School Park Field 1 Lighting	696,072	-	149,944,651
32	Renovate and Modernize the Stage 2 Theater at the Scottsdale Center for the Performing Arts	1,200,000	-	151,144,651

5

Option 1: One Question

58 Projects - \$319M				
Project No.	Project Title	Unfunded Amount	Other Sources	Unfunded Running Total
33	Renovate the Via Linda Police Station to Increase Efficiency	16,600,000	-	167,744,651
34	Build New Fire Station at 90th Street and Via Linda to Replace Aging Facility	5,914,028	-	173,658,679
35	Install Bullet Proof Glass in Reception Areas of Police Department Facilities	977,256	-	174,635,935
36	Provide Free Public WiFi at the Civic Center Plaza	57,200	-	174,693,135
37	Implement an Inventory and Asset Control System for City Technology	572,000	-	175,265,135
38	Build a new Fire Department Training Facility	18,258,520	-	193,523,655
39	Renovate the Foothills Police Station to Accommodate Current Staffing Levels	1,024,000	-	194,547,655
40	Renovate and Expand the Civic Center Jail and Downtown Police Facility to Meet Demand	13,102,518	-	207,650,173
41	Install Solar Heating System for Eldorado Pool	560,332	-	208,210,505
42	Add a Dog Park to Thompson Peak Park	4,637,357	-	212,847,862
43	Improve 5th Avenue from Scottsdale Road to Goldwater Boulevard	3,569,857	-	216,417,719
44	Replacement of Fire Utility Truck to be used on fire ground activity and response to Hazardous Materials and Technical Rescue incidents	782,638	-	217,200,357
45	Renovate WestWorld Horse Barns to Increase Rentable Space	4,702,972	-	221,903,329
46	Replace the Public Address System at WestWorld	366,132	-	222,269,461
47	Replace WestWorld Arena Lights to Reduce Operating Costs	1,331,273	-	223,600,734
48	Widen 94th Street at WestWorld to Improve Access	1,469,153	-	225,069,887
50	Renovate Arena at WestWorld to Provide Flexible Event Space	960,298	-	226,030,185
51	Install Permanent Lighting at WestWorld Parking Lots to Reduce Operating Costs	1,438,293	-	227,468,478
52	Expand Restrooms in WestWorld North Hall	701,532	-	228,170,010
53	Build Multi-Use Sport Fields in the area of Bell Road	40,000,000	-	268,170,010
55	Build a 17-Acre Neighborhood Park at Ashler Hills Drive and 74th Way (Whisper Rock)	6,097,659	-	274,267,669
57	Install Solar Systems North Corporation Campus	4,810,300	-	279,077,969
58	Install Parasol Solar Shade Structure at City Hall Parking Lot	4,669,400	-	283,747,369
59	Install Solar Systems at Civic Center Campus	2,784,500	-	286,531,869
60	Double the Solar Power Generating Capacity at Appaloosa Library	39,688	-	286,571,557
61	Purchase land, expand Pinnacle Peak Park parking lot, staff office and restrooms, renovate hiking trail and construct an interpretive trail	5,000,000	-	291,571,557
62	Build a Bridge on Thompson Peak Parkway Bridge over Reata Pass Wash to Improve Safety	6,300,000	-	297,871,557
63	Build Parking Structures in Old Town Scottsdale	20,962,800	-	318,834,357
Total		319,000,000		

6

Ballot Language - Option 1: One Question

Question 1

PURPOSE: PUBLIC SAFETY, PARKS, RECREATION, SENIOR SERVICES,
COMMUNITY SPACES, INFRASTRUCTURE, AND TECHNOLOGY

Shall the City of Scottsdale be authorized to issue and sell up to \$319,000,000 aggregate original principal amount of its bonds to provide funds to design, acquire, construct, reconstruct, improve, furnish, and equip; public safety, police, and fire facilities and improvements; parks and recreational facilities and improvements; senior services facilities and improvements; library improvements; community and open space infrastructure and improvements; event space and improvements; community and municipal facilities and improvements; public parking facilities and improvements; streets and transportation facilities and improvements; pedestrian facilities and improvements; infrastructure facilities and improvements; and technology improvements; including acquisition of land or interests therein necessary for any such purpose, and to pay all necessary legal, financial consulting, and other costs and fees in connection therewith; such bonds to be issued in one or more series as tax-exempt or taxable bonds, maturing not more than 25 years from the date of issuance of each series, and bearing interest at a rate or rates not exceeding ten percent (10.0%) per annum?

Payment of Bonds: These bonds will be issued as general obligation bonds and the issuance of these bonds will result in a property tax increase sufficient to pay annual debt service on the bonds. The bonds may be refunded by the issuance of refunding bonds with a weighted average maturity less than 75% of the weighted average maturity of the bonds being refunded.

BOND APPROVAL, YES

BOND APPROVAL, NO

7

Option 2: Three Questions

Parks, Recreation and Senior Services - 14 Projects - \$112.6M

Community Spaces and Infrastructure - 20 Projects - \$112.3M

Public Safety and Technology - 24 Projects - \$94.1M

8

Option 2: Three Questions

Parks, Recreation and Senior Services - 14 Projects - \$112.6M			
Project No.	Project Title	Unfunded Amount	Question Running Total
2	Add Splash Pad and Improve Walkways at McCormick-Stillman Railroad Park	917,207	917,207
10	Replace Tennis Court Surface at Indian School Park and Scottsdale Tennis Center	3,497,104	4,414,311
13	Expand Granite Reef Senior Center to Meet Demand for Adult Day Care Center	2,972,175	7,386,486
21	Expand Via Linda Senior Center to Meet Demand for Senior Services	4,538,632	11,925,118
22	Build New Swimming Pools and Replace Building at Cactus Pool	31,229,600	43,154,718
24	Install High Efficiency Sports Lighting at 4 Facilities	1,224,304	44,379,022
25	Replace Aging Buildings that Comprise Palute Community Center	11,174,242	55,553,264
30	Indian School Park Field 1 Lighting	696,072	56,249,336
41	Install Solar Heating System for Eldorado Pool	560,332	56,809,668
42	Add a Dog Park to Thompson Peak Park	4,637,357	61,447,025
53	Build Multi-Use Sport Fields in the area of Bell Road	40,000,000	101,447,025
55	Build a 17-Acre Neighborhood Park at Ashler Hills Drive and 74th Way (Whisper Rock)	6,097,659	107,544,684
60	Double the Solar Power Generating Capacity at Appaloosa Library	39,688	107,584,372
61	Purchase land, expand Pinnacle Peak Park parking lot, staff office and restrooms, renovate hiking trail and construct an interpretive trail	5,000,000	112,584,372

9

Option 2: Three Questions

Community Space and Infrastructure – 20 Projects - \$112.3M			
Project No.	Project Title	Unfunded Amount	Question Running Total
1	Replace Aging Infrastructure and Improve Public and Event Spaces on Civic Center Plaza	27,317,840	27,317,840
15	Build 200 Space Parking Lot off 75th Street to Serve the City Court and Scottsdale Stadium	1,530,709	28,848,549
18	Build Roadway and Pedestrian Improvements along 2nd Street from Drinkwater Blvd to Goldwater Blvd	1,845,427	30,693,976
19	Build Roadway and Pedestrian Improvements along Marshall Way North of Indian School Road	1,800,780	32,494,756
20	Build Roadway and Pedestrian Improvements along Main Street from Scottsdale Road to Brown Avenue	994,180	33,488,936
23	Repair Lakes and Irrigation at Vista del Camino Park in the Indian Bend Wash	23,512,804	57,001,740
32	Renovate and Modernize the Stage 2 Theater at the Scottsdale Center for the Performing Arts	1,200,000	58,201,740
43	Improve 5th Avenue from Scottsdale Road to Goldwater Boulevard	3,589,857	61,771,597
45	Renovate WestWorld Horse Barns to Increase Rentable Space	4,702,972	66,474,569
46	Replace the Public Address System at WestWorld	366,132	66,840,701
47	Replace WestWorld Arena Lights to Reduce Operating Costs	1,331,273	68,171,974
48	Widen 94th Street at WestWorld to Improve Access	1,469,153	69,641,127
50	Renovate Arena at WestWorld to Provide Flexible Event Space	960,298	70,601,425
51	Install Permanent Lighting at WestWorld Parking Lots to Reduce Operating Costs	1,438,293	72,039,718
52	Expand Restrooms in WestWorld North Hall	701,532	72,741,250
57	Install Solar Systems North Corporation Campus	4,810,300	77,551,550
58	Install Parasol Solar Shade Structure at City Hall Parking Lot	4,669,400	82,220,950
59	Install Solar Systems at Civic Center Campus	2,784,500	85,005,450
62	Build a Bridge on Thompson Peak Parkway Bridge over Reata Pass Wash to Improve Safety	6,300,000	91,305,450
63	Build Parking Structures in Old Town Scottsdale	20,962,800	112,268,250

10

Option 2: Three Questions

Public Safety and Technology -24 Projects - \$94.1M

Project No.	Project Title	Unfunded Amount	Question Running Total
4	Replace Outdated Emergency Response Equipment for Fire Department	2,057,000	2,057,000
5	Modernize Computer Equipment Rooms to Protect City Servers	691,600	2,748,600
6	Replace Emergency Power Source for Public Safety Radio Network	305,240	3,053,840
7	Replace Outdated 9-1-1 Computer Aided Dispatch and Records Management to Improve Efficiency	591,156	3,644,996
8	Replace Website Management Software	188,556	3,833,552
9	Install Fiber Optic Infrastructure to Reduce Operating Costs	11,385,555	15,219,107
11	Replace Document Management System to Improve Public Access to Information	674,000	15,893,107
12	Update Scottsdale's 15-year-old Digital Terrain Model	177,240	16,070,347
14	Replace Obsolete Planning and Permitting Software	2,964,000	19,034,347
16	Replace the City's Obsolete Training Software	342,000	19,376,347
17	Obtain a Citywide Data Management and Analytics Solution for Data-Based Decision Making	62,000	19,438,347
26	Replace Deteriorating Vehicle Training Track at the Police and Fire Training Facility	1,919,401	21,357,748
27	Modernize and Expand the Police and Fire Training Facility	4,227,262	25,585,010
28	Build a New Fire Station near Hayden Road and the Loop 101 to Improve Response Times	10,470,043	36,055,053
29	Replace Workstations at 911 Communications Dispatch Center to Accommodate New Technology	638,522	36,693,575
33	Renovate the Via Linda Police Station to Increase Efficiency	16,600,000	53,293,575
34	Build New Fire Station at 90th Street and Via Linda to Replace Aging Facility	5,914,028	59,207,603
35	Install Bullet Proof Glass in Reception Areas of Police Department Facilities	977,256	60,184,859
36	Provide Free Public WiFi at the Civic Center Plaza	57,200	60,242,059
37	Implement an Inventory and Asset Control System for City Technology	572,000	60,814,059
38	Build a new Fire Department Training Facility	18,258,520	79,072,579
39	Renovate the Foothills Police Station to Accommodate Current Staffing Levels	1,024,000	80,096,579
40	Renovate and Expand the Civic Center Jail and Downtown Police Facility to Meet Demand	13,102,518	93,199,097
44	Replacement of Fire Utility Truck to be used on fire ground activity and response to Hazardous Materials and Technical Rescue incidents	782,638	93,981,735

11

Ballot Language - Option 2: Three Questions

Question 1 (Full Text)

PURPOSE: PARKS, RECREATION, AND SENIOR SERVICES

AMOUNT: UP TO \$112,600,000

Shall the City of Scottsdale be authorized to issue and sell up to \$112,600,000 aggregate original principal amount of its bonds to provide funds to design, acquire, construct, reconstruct, improve, furnish, and equip: parks and recreational facilities and improvements, senior services facilities and improvements, community facilities and improvements, and library improvements; including acquisition of land or interests therein necessary for any such purpose, and to pay all necessary legal, financial consulting, and other costs and fees in connection therewith; such bonds to be issued in one or more series as tax-exempt or taxable bonds, maturing not more than 25 years from the date of issuance of each series, and bearing interest at a rate or rates not exceeding ten percent (10.0%) per annum?

Payment of Bonds: These bonds will be issued as general obligation bonds and the issuance of these bonds will result in a property tax increase sufficient to pay annual debt service on the bonds. The bonds may be refunded by the issuance of refunding bonds with a weighted average maturity less than 75% of the weighted average maturity of the bonds being refunded.

BOND APPROVAL, YES

BOND APPROVAL, NO

12

Ballot Language - Option 2: Three Questions

Question 2 (Full Text)

PURPOSE: COMMUNITY SPACES AND INFRASTRUCTURE

AMOUNT: UP TO \$112,300,000

Shall the City of Scottsdale be authorized to issue and sell up to \$112,300,000 aggregate original principal amount of its bonds to provide funds to design, acquire, construct, reconstruct, improve, furnish, and equip: municipal facilities and improvements, infrastructure facilities and improvements, public parking facilities and improvements, streets and transportation facilities and improvements, pedestrian facilities and improvements, event space and improvements, and community and open space infrastructure and improvements, including acquisition of land or interests therein necessary for any such purpose, and to pay all necessary legal, financial consulting, and other costs and fees in connection therewith; such bonds to be issued in one or more series as tax-exempt or taxable bonds, maturing not more than 25 years from the date of issuance of each series, and bearing interest at a rate or rates not exceeding ten percent (10.0%) per annum?

Payment of Bonds: These bonds will be issued as general obligation bonds and the issuance of these bonds will result in a property tax increase sufficient to pay annual debt service on the bonds. The bonds may be refunded by the issuance of refunding bonds with a weighted average maturity less than 75% of the weighted average maturity of the bonds being refunded.

BOND APPROVAL, YES

BOND APPROVAL, NO

13

Ballot Language - Option 2: Three Questions

Question 3 (Full Text)

PURPOSE: PUBLIC SAFETY AND TECHNOLOGY

AMOUNT: UP TO \$94,100,000

Shall the City of Scottsdale be authorized to issue and sell up to \$94,100,000 aggregate original principal amount of its bonds to provide funds to design, acquire, construct, reconstruct, improve, furnish, and equip: public safety, police, and fire facilities and improvements, infrastructure facilities and improvements, and technology improvements, including acquisition of land or interests therein necessary for any such purpose, and to pay all necessary legal, financial consulting, and other costs and fees in connection therewith; such bonds to be issued in one or more series as tax-exempt or taxable bonds, maturing not more than 25 years from the date of issuance of each series, and bearing interest at a rate or rates not exceeding ten percent (10.0%) per annum?

Payment of Bonds: These bonds will be issued as general obligation bonds and the issuance of these bonds will result in a property tax increase sufficient to pay annual debt service on the bonds. The bonds may be refunded by the issuance of refunding bonds with a weighted average maturity less than 75% of the weighted average maturity of the bonds being refunded.

BOND APPROVAL, YES

BOND APPROVAL, NO

14

Requested Action

Adopt Resolution No. 11434 to:

- Option 1. Order and call a special mail ballot election for Tuesday, November 5, 2019, to submit to the qualified electors of the City of Scottsdale a question authorizing the issuance and sale of \$319,000,000 principal amount of general obligation bonds; and authorizing a bond oversight committee.

OR

- Option 2. Order and call a special mail ballot election for Tuesday, November 5, 2019, to submit to the qualified electors of the City of Scottsdale three questions authorizing the issuance and sale of \$319,000,000 principal amount of general obligation bonds; and authorizing a bond oversight committee.

15

Questions?

16

Item 11

Proposed FY 2019/20 Operating & Capital Budget Overview

City Council
April 15, 2019

1



Operating Budget Overview

Judy Doyle, Budget Director

CIP Budget Overview

Dave Lipinski, City Engineer

2

2

Simply Better Service for a World-Class Community



3

3



**Value Scottsdale's
Unique Lifestyle
and Character**



**Advance
Transportation**



**Seek
Sustainability**



**Support
Economic
Vitality**



**Preserve Meaningful
Open Space**



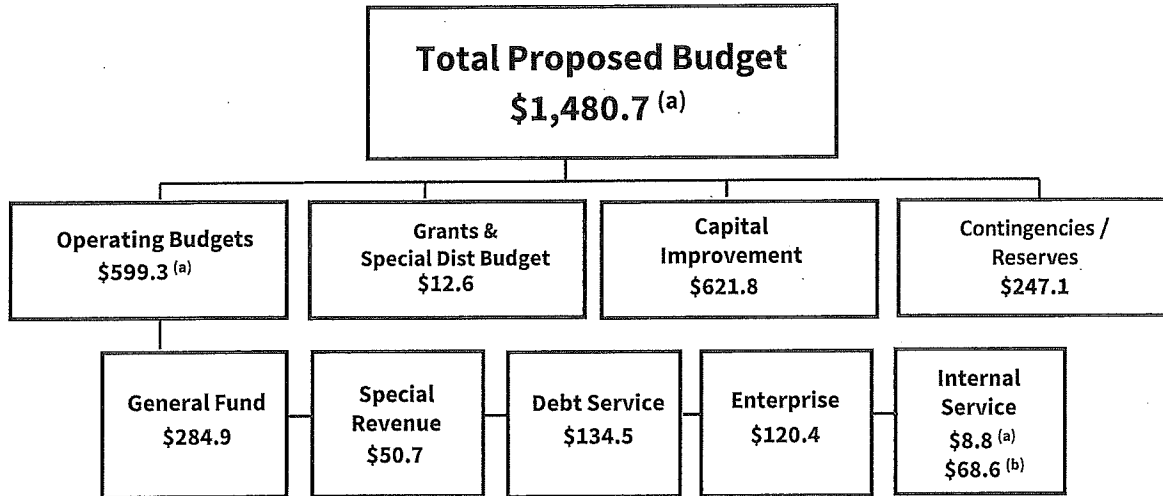
**Enhance
Neighborhoods**



4

4

FY 2019/20 Proposed Budget (\$ millions)



(a) Includes Internal Service Funds offset (reduction) of \$59.8 million
 (b) Budget prior to Internal Service Funds offset of \$59.8 million

Rounding differences may occur.

5

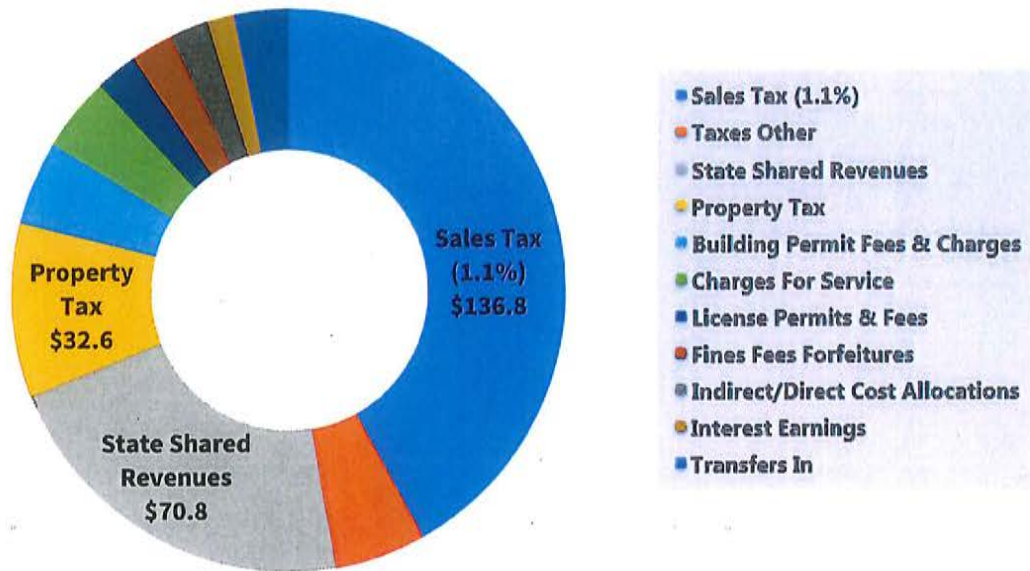
5

Operating Budget Overview

6

6

FY 19/20 General Fund Sources - \$326.1 million



7

General Fund Sources Overview

From FY 18/19 Adopted Budget + \$23.6 million

Sales Tax - \$10.7 million

State Shared - \$5.1 million

Public Safety - Fire **Intergovernmental Agreements** - \$1.9 million

Interest Earnings - \$1.4 million

Stormwater Fee - \$1.1 million

Property Tax - \$1.05 million

- \$0.6 million - 2% statutory adjustment

- \$0.4 million - new construction

Indirect Cost - \$0.7 million

Transfers In - \$0.3 million

Building Permits - \$0.3 million

Public Safety - Police **Court Fines** - \$0.3 million

8

8

1.10% Sales Tax

Adptd 18/19	Frcst 18/19	Category	Propsd 19/20	\$ Chng Fav/ (Unfav) vs. Frcst	% Chng Fav/ (Unfav) vs. Frcst	Frcst 20/21	Frcst 21/22	Frcst 22/23	Frcst 23/24
\$23.5	\$23.4	Misc. Retail Stores	\$24.6	\$1.2	5.0%	\$24.3	\$24.2	\$24.6	\$25.0
10.6	10.2	Major Dept stores	10.7	0.4	4.4%	10.3	10.2	10.4	10.6
12.8	13.8	Other Activity	14.5	0.7	5.4%	14.2	14.2	14.4	14.6
7.6	8.8	Food Stores	9.6	0.8	9.1%	9.1	9.1	9.2	9.3
18.1	19.7	Automotive	19.2	(0.5)	(2.6%)	19.1	18.8	18.8	18.8
7.6	7.7	Hotel/Motel	7.9	0.2	2.3%	7.9	7.9	8.2	8.1
11.7	12.2	Dining/Ent	13.0	0.8	6.5%	12.5	12.4	12.6	12.8
10.3	11.2	Construction	11.7	0.5	4.4%	11.3	11.2	11.3	11.4
18.7	19.2	Rentals	20.4	1.2	6.2%	20.1	20.0	20.2	20.6
5.1	5.0	Utilities	5.1	0.1	2.0%	5.0	5.0	5.0	5.0
\$126.1	\$131.4	Total	\$136.8	\$5.4	4.1%	\$133.8	\$133.0	\$134.6	\$136.3

Rounding differences may occur.

9

9

Sales Tax Rate Comparison

City	Rate
Scottsdale *	1.30% (1.75%)
Gilbert	1.50%
Chandler	1.50%
Tempe	1.80%
Phoenix *	1.90% (2.30%)
Mesa	2.00%
Glendale	2.90%

* Have temporary taxes that expire.

10

10

Scottsdale Property Taxes



State Education - \$0.49



Community College
\$0.16



Maricopa County
\$0.19



Special Districts
\$0.06*



City Secondary Tax
\$0.05

City Primary Tax
\$0.05

Primary property taxes are used by the City of Scottsdale to pay for city services and operational expenses and comprise about 11% of Scottsdale's General Fund tentative operating budget.
 Secondary property taxes are restricted to pay only for debt service on voter approved general obligation bonds for such things as parks, libraries, streets, and police/fire stations.
 *Excludes street lighting districts, which vary by geographical location, types of lights, and City vs. HOA ownership.



Property Tax

Primary Levy

- Support General Fund activities (police, fire, parks, libraries, and other general governmental functions)
- May include repayment to the Risk Management Fund for tort liability claim payments made during the calendar year
- Per State Statute, limited to a 2% increase annually, plus an allowance for annexations and new construction

Secondary Levy

- Used to retire principal and interest on GO bonds
- Restricted by State Statute to solely pay debt service on voter-approved GO bonds

Property Tax – Net Assessed Value (\$ millions)

	FY 18/19	FY 19/20	\$ Change	% Change
Net Assessed Value	\$5,997.0	\$6,323.1	\$326.1	5.4%
<i>Appreciation Existing Property</i>			\$243.7	4.1%
<i>New Property</i>			\$82.5	35.1%

Rounding differences may occur.

13

13

Property Tax (\$ millions)

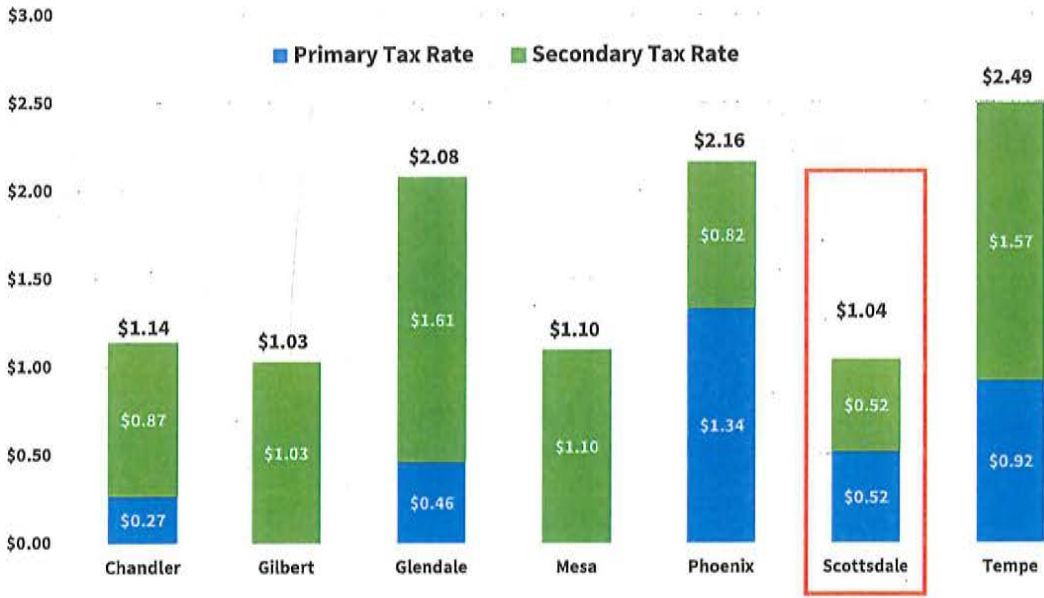
	FY 18/19	FY 19/20	\$ Change	% Change
Secondary				
Levy	\$34.2	\$33.0	-\$1.2	- 3.6%
Rate	0.5705	0.5214	- 0.0491	-\$8.6%
Primary				
Levy	\$31.6	\$32.6	\$1.1	3.4%
Tort Claims	\$0.3	\$0.3	\$ -	- %
Total Levy	\$31.9	\$32.9	\$1.1	3.4%
Rate	0.5316	0.5211	- 0.0105	- 2.0%
Total				
Levy	\$66.1	\$65.9	-\$0.2	- 0.3%
Rate	1.1021	1.0425	- 0.0596	-\$5.4%

Rounding differences may occur.

14

14

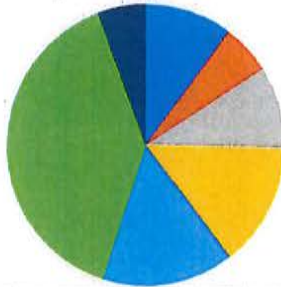
Property Tax Rate Comparison



15

15

FY 19/20 GF Exp. by Division - \$270.4M



Charter Officers - \$26.3M	
* Mayor & City Council	* City Court
* City Attorney	* City Manager
* City Auditor	* City Treasurer
* City Clerk	

Admin Services - \$17.2M	
* Human Resources	* Communications
* Information Technology	

Comm. & Ec. Dev. - \$20.8M	
* Tourism and Events	* Aviation
* Planning & Dev	* Economic Dev

Community Svcs. - \$41.9M	
* Parks & Rec	* CS Planning & Admin
* Human Services	* Preserve Mgmt
* Library Systems	* WestWorld

Public Safety - Fire - \$45.0M	
* Office of Fire Chief	* Operations
* Professional Svcs	* Fire & Life Safety

Public Safety - Police - \$106.4M	
* Office of Police Chief	* Uniformed Svcs
* Investigative Svcs	* Operational Svcs

Public Works - \$12.7M	
* Fleet Mgmt	* Facilities Mgmt
* Solid Waste Mgmt	* Capital Proj Mgmt
* Street Operations	* Transportation

Rounding differences may occur. Does not include \$14.4M of macro division budget items.

16

16

Significant GF Budget Requests Added	GF Impact (\$ millions)
Custodial Services	\$0.4
CIP Operating Impacts	\$0.2
AV Equipment Replacement @ Parks/comm. Centers/etc.) *	\$0.2
Pension Planning Software *	\$0.1

* One time funding

17

General Fund Salary & Benefits Adjustments	GF Impact (\$ millions)
Market with Adjustment (Phase 2 of 3)	\$5.2
Performance Pay Program	\$2.2
Police Officer/Sergeant – Performance Pay Program	\$1.0
Firefighter/Engineer/Captain – Performance Pay Program	\$0.6
Fire 6 th Vacation Day	\$0.4
Arizona State Retirement System (ASRS)	\$0.7
Public Safety Personnel Retirement System (PSPRS) *	\$2.7
PSPRS One-Time Refund	\$0.7
Healthcare Costs – Employer Contribution	\$1.0

* Includes a change in an accounting reporting requirement by the Governmental Accounting Standards Board (GASB) to recognize the Fire Insurance Premium credit as an expense and revenue for the Public Safety Personnel Retirement System (PSPRS) where previously just the net was recorded as an expense.

18

Full-Time Equivalent (FTE) Changes

Division	FTEs	Description	Fund
City Court	2.48	Court Security Officer	Special Programs
City Manager	1.00	Assistant City Manager	General
City Treasurer	1.00	Treasury Technology Manager	General
Administrative Services	2.50	Public Affairs Specialist, Software Engineer Sr., and Intern	General & Enterprise
Administrative Services	-1.00	Treasury Technology Manager	General
C&ED	0.30	Intern	Special Programs
C&ED	-1.00	Strategic Initiative/Special Project Administrator	General
Community Services	2.24	Recreation Leader II, Strategic Initiative/Special Project Administrator, Added hours for various part-time positions	General & Special Programs
Community Services	-1.00	Community Services Director	General
Public Safety - Fire	6.00	Firefighter	Grants
Public Safety - Police	4.40	Police Aide, Police Parking Control Checker, Police Detention Officer	General
Public Safety - Police	-1.00	Police Officer (Sworn)	General
Public Works	2.48	Fleet Technician II & III, Intern	Fleet & Transportation
Public Works	-0.42	Solid Waste Equipment Operator I	Enterprise
Water Resources	2.03	SCADA Systems Specialist, W/WW Treatment Plan Operator, Intern	Enterprise
Total	20.01		

General Fund = 5.91 FTE

19

19

General Fund Forecast Summary (\$ millions)

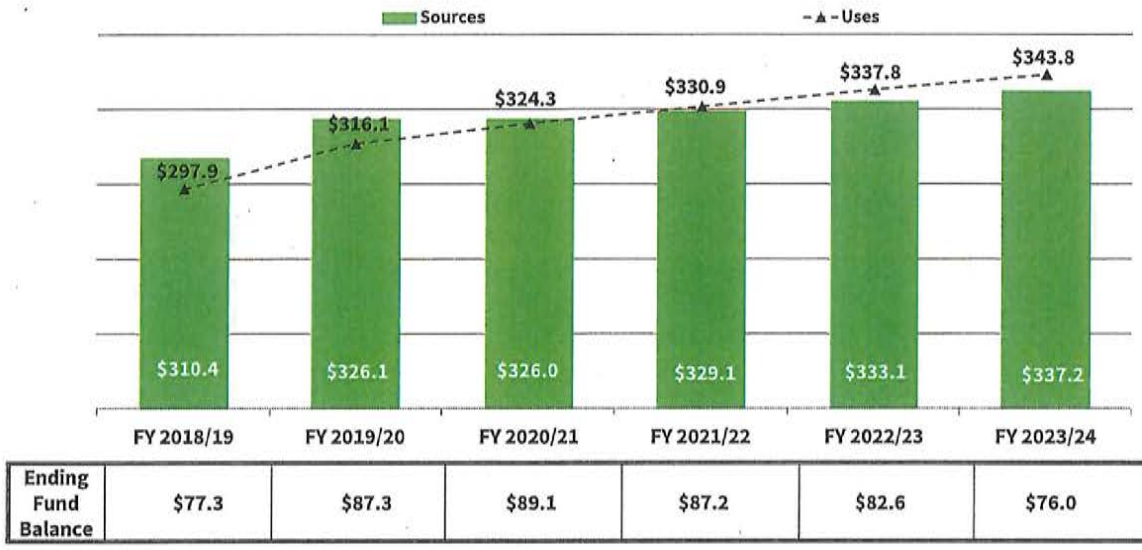
	FY 18/19	FY 19/20	FY 20/21	FY 21/22	FY 22/23	FY 23/24
Beginning Balance	\$64.9	\$77.3	\$87.3	\$89.1	\$87.2	\$82.6
Revenues	\$300.2	\$315.5	\$315.2	\$318.1	\$321.8	\$325.6
Transfers In	\$10.2	\$10.6	\$10.8	\$11.0	\$11.4	\$11.6
Total Sources	\$310.4	\$326.1	\$326.0	\$329.1	\$333.1	\$337.2
Expenditures	\$269.9	\$284.9	\$295.3	\$301.7	\$308.2	\$313.9
Debt Service	\$2.9	\$2.9	\$0.4	\$0.4	\$0.4	\$0.4
Transfers Out	\$25.1	\$28.3	\$28.6	\$28.8	\$29.1	\$29.5
Total Uses	\$297.9	\$316.1	\$324.3	\$330.9	\$337.8	\$343.8
Ending Balance	\$77.3	\$87.3	\$89.1	\$87.2	\$82.6	\$76.0

Rounding differences may occur.

20

20

General Fund Sources vs. Uses (\$ millions)



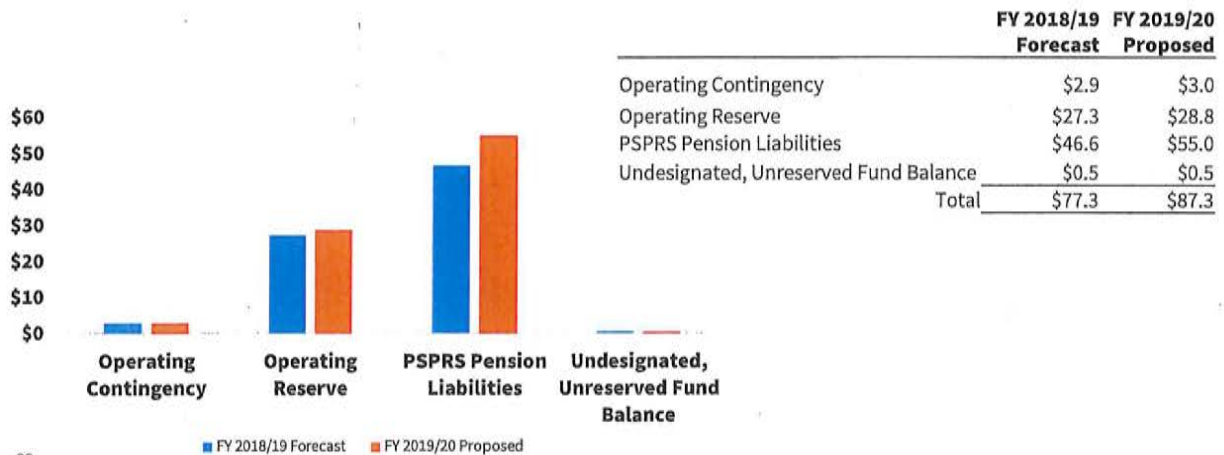
Rounding differences may occur.

21

21

FY 18/19 Forecast & FY 19/20 Proposed General Fund Undesignated, Unreserved Fund Balance

(\$ millions; rounding differences may occur)

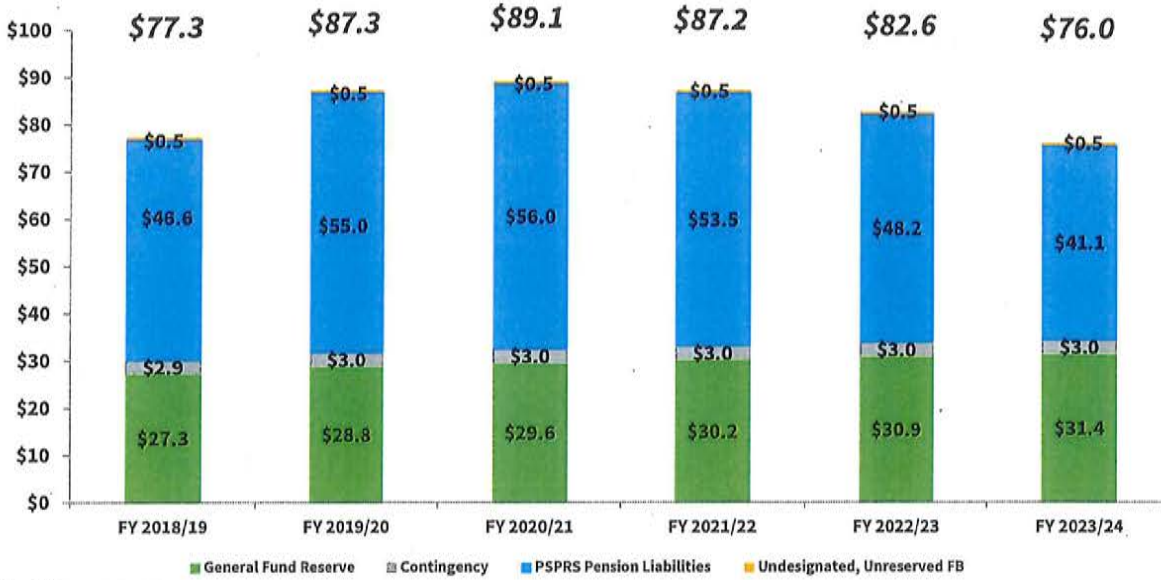


22

22

22

GF Forecast Ending Balance (\$ millions)



23

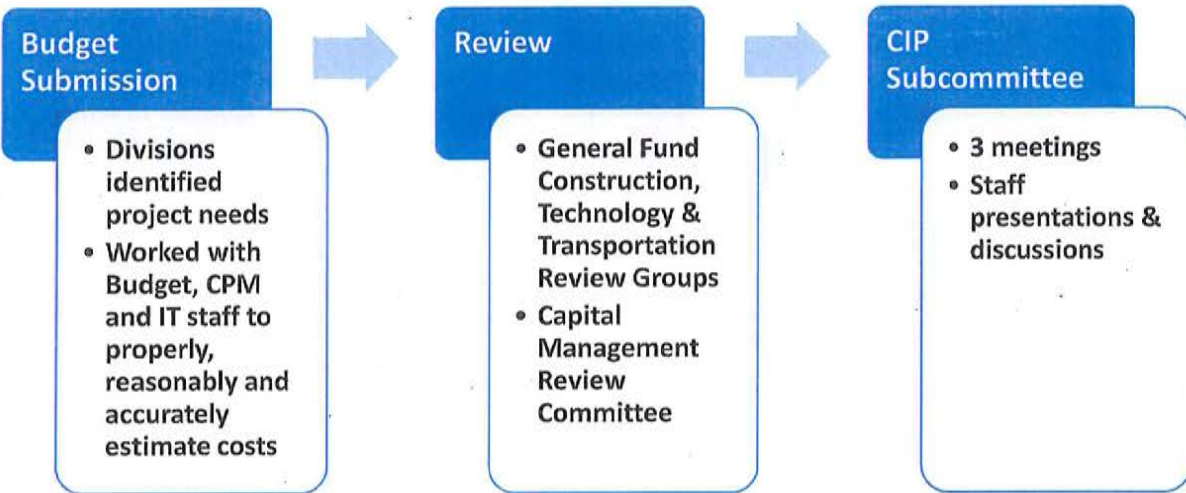
23

CIP Budget Overview

24

24

FY 19/20 CIP BUDGET DEVELOPMENT PROCESS



25

FY 19/20 Proposed CIP Budget

- **General Fund**
 - **Transportation Sales Tax (0.20%)**
 - **Transportation Sales Tax 2019 (0.10%)**
 - **Stormwater Fee**
 - **Other Funding Sources**
- 26

26

FY 19/20 Proposed CIP Budget



27

27

CIP General Fund Budget (\$ millions)

Adopted CIP Budget FY 2018/19 – FY 2022/23 Cash Available	\$13.9
Adjustments - Higher revenue collections and savings from closed projects	2.6
Adjustments - Partial cost of Enterprise Planning System project to be covered by other funding sources	0.8
Adjustments – Removal of Public Safety Radio Network Lifecycle Project no longer needed	0.5
Adjustments - Funding for Drinkwater Bridge emergency repairs	(3.7)
Adjustments - Restore funding for Drinkwater Bridge emergency repairs IF ALCP Program funds the project	3.7
Adjustments - Updated sales tax forecasts	5.1
CIP Budget FY 2018/19 – FY 2022/23 Adjusted Cash Available	\$22.9
Addition of FY 2023/24 sources	11.9
CIP Proposed CIP Budget FY 2019/20 – FY 2023/24 Starting Cash Balance	\$34.8

28

28

Forecasted General Fund Sources (\$ millions)

	<u>FY 23/24</u>
Food Tax *	\$5.6
Interest Income > \$1.0 million *	\$3.6
25% Construction Sales Tax *	\$2.6
Interest Earnings	<u>\$0.1</u>
	\$11.9

* Financial Policy #17

29

29

CIP General Fund Recommendations (\$ millions)

	GF Project Cost	Cash Balance \$34.8
Replace & Repair Failing Buildings at City Facilities	5.4	29.4
Upgrade & Replace Computer Servers	3.5	25.9
Upgrade & Replace Computer Network Infrastructure	0.6	25.3
Replace Portable Radios for Fire Department	0.1	25.2
Replace Portable Radios for Police Department	1.1	24.1
Replace Aging and Obsolete Crime Laboratory Equipment	0.2	23.9
Upgrade & Replace Video Recording & Production Equipment	0.1	23.8
Replace Aging Equipment & Infrastructure at Pools Citywide	4.1	19.7
Replace Aging Equipment & Infrastructure at Parks Citywide	3.5	16.2
Replace Aging Playground Equipment and Install Shades at Parks Citywide	1.2	15.0
Replace Existing Chemical Treatment System in City Pools	0.5	14.5
Replace 19 Aging Restroom Facilities at Parks Citywide	5.0	9.5
Expand Parking, Renovate Building and Add Restrooms at McCormick Stillman RR Park	3.2	6.3
Aircraft Rescue and Firefighting Vehicle	1.3	5.0
Total	\$29.8	

30

30

FY 19/20 Proposed CIP Budget

**Transportation
Sales Tax (0.20%)**

- 53 Projects
- \$211.2M

31

31

CIP Transportation Sales Tax (0.20%) Budget

(\$ millions)

Adopted CIP Budget FY 2018/19 – FY 2022/23 Cash Available	\$1.0
Adjustments - Higher revenue collections and savings from closed projects	1.5
Adjustments - Matching funds for 2 ALCP projects transferred to Transportation Sales Tax 2019 (0.10%)	3.4
Adjustments - Transfer in of undesignated, unreserved fund balance for Drinkwater Bridge emergency repairs	1.2
Adjustments - Funding for Drinkwater Bridge emergency repairs	(1.2)
Adjustment - Restore funding used for Drinkwater Bridge emergency repairs IF ALCP Program funds the project	2.3
Adjustments - Transfer out undesignated, unreserved fund balance for Drinkwater Bridge emergency repairs IF ALCP Program funds the project	(1.2)
Adjustments - Updated sales tax forecasts	0.3
CIP Budget FY 2018/19 – FY 2022/23 Adjusted Cash Available	\$7.3
Addition of FY 2023/24 Sources	11.8
CIP Proposed CIP Budget FY 2019/20 – FY 2023/24 Starting Cash Balance	\$19.1

32

32

Forecasted Transportation Sales Tax (0.20%) Sources

(\$ millions)

	FY 23/24
50% Transportation Sales Tax (0.20%) *	\$11.8
Interest Earnings	\$0.0
	\$11.8

* Financial Policy #27

33

33

Funding Recommendations for Transportation Sales Tax (0.20%) (\$ millions)

	Project Cost	Cash Balance
Small Projects/Adjustments		
Pima Road: Krail Street to Chaparral Road	0.9	18.2
Happy Valley Road: Pima Road to Alma School Road	2.4	15.8
Pavement Overlay Program	6.6	9.2
Enterprise Resource Planning System	0.2	9.0
Bikeways Program	0.4	8.6
ADA Transition Plan Implementation	0.3	8.3
ITS/Signal System Upgrades	2.6	5.7
Sidewalk Improvements	0.2	5.5
Transit Stop Improvements	0.3	5.2
Trail Improvements Program	0.2	5.0
Traffic Signal Construction	0.3	4.7
Roadway Capacity & Safety Improvements	0.9	3.8
Neighborhood Traffic Management Program	0.5	3.3
Pave Segments of Unpaved Roads to Reduce Air Pollution	0.5	2.8
Improve Access & Safety on 68 th Street from Indian School Road to Thomas Road	0.3	2.5
Rebuild Thomas Road from 56 th Street to 73 rd Street to Improve Safety	1.2	1.3
Total	\$17.8	

34

34

FY 19/20 Proposed CIP Budget

Transportation
Sales Tax 2019
(0.10%)

Matching
funds for the
ALCP Program

35

35

Forecasted Transportation Sales Tax 2019 (0.10%) Revenue (\$ millions)

Transportation Sales Tax 2019 (0.10%)

(Approved by voters Nov. 6, 2018 – for a period of 10 years)

FY 18/19 Estimate	\$4.0
FY 19/20 – FY 23/24 Estimate	\$60.1
Total Available (5-years)	\$64.1

36

36

Transportation Sales Tax 2019 (0.10%)

Funded Projects (\$ millions)

Project Title	COS Funded Amount	Total Project Cost
Legacy – Hualapai Connector	0.7	2.3
Mayo Boulevard Underpass & Union Hills Drive: AZ State Route 101 to 88 th Street	5.8	19.4
Pima Road: Jomax Road to Dynamite Boulevard	2.4	8.1
Pima Road: Las Piedras to Stagecoach Pass	10.5	34.9
Frank Lloyd Wright Boulevard at AZ State Route 101 Traffic Interchange	0.5	1.8
Raintree Drive to AZ State Route 101 Traffic Interchange	2.7	9.0
Scottsdale Road: Dixileta Drive to Carefree Highway	5.1	16.9
Carefree Highway: Cave Creek Road to Scottsdale Road	4.4	14.6
Scottsdale Road: Jomax Road to Dixileta Drive	2.3	13.9
Hayden Road to AZ State Route 101 Interchange Improvements	1.6	5.3
Shea Boulevard Intersections: AZ State Route 101 to 136 th Street	6.1	20.2
Pima Road: Chaparral Road to Thomas Road	1.2	10.0
Pima Road: Dynamite Boulevard to Las Piedras	3.9	13.0
Pima Road: Happy Valley Road to Jomax Road	2.8	9.4
Scottsdale Road: Thompson Peak Parkway to Pinnacle Peak Road Phase II	4.8	7.2
Scottsdale Road: Pinnacle Peak Parkway to Jomax Road	4.5	12.3
Total	\$59.3	\$198.4

Pima Corridor from Thomas Road to McDowell Road project - \$19.1 million is not currently in the ALCP program. Staff will continue to pursue funding options.

37

37

FY 19/20 Proposed CIP Budget



38

38

Stormwater Fee Funding Available (\$ millions)

FY 18/19 Stormwater \$2.00 Fee
(Available for CIP Requests)

\$ 2.2

Forecasted FY 19/20 – FY 23/24
Stormwater \$2.95 Fee Revenue

\$16.0

Total \$18.2

39

39

Stormwater Fee Funded Project (\$ millions)

Project Title	Funded Amount	Total Project Cost
Crossroads East Flood Control Phase I	\$14.1	\$14.5

40

40

Other Funding Sources (\$ millions)

Fund	Amount	No. of New & Adjusted Projects
Enterprise Funds		
Aviation Funds and related grants	\$8.3	18
Water & Wastewater	\$57.0	42
Solid Waste	\$0.5	2
Preserve Sales Tax	\$3.8	1
Special Revenue		
TPC Basin	\$1.9	1
Fleet Management Fund	\$2.0	1

41

41

City Council Budget Review Schedule

- Tue., May 14** Public Hearing and Tentative Budget Adoption; Final Adoption of Rates & Fees

- Tue., June 11** Public Hearing and Final Budget Adoption; Truth in Taxation Hearing

- Tue., June 25** Public Hearing and Final Adoption of Tax Levies

42

42

Questions?

43

43

Monthly Financial Update

March 31, 2019

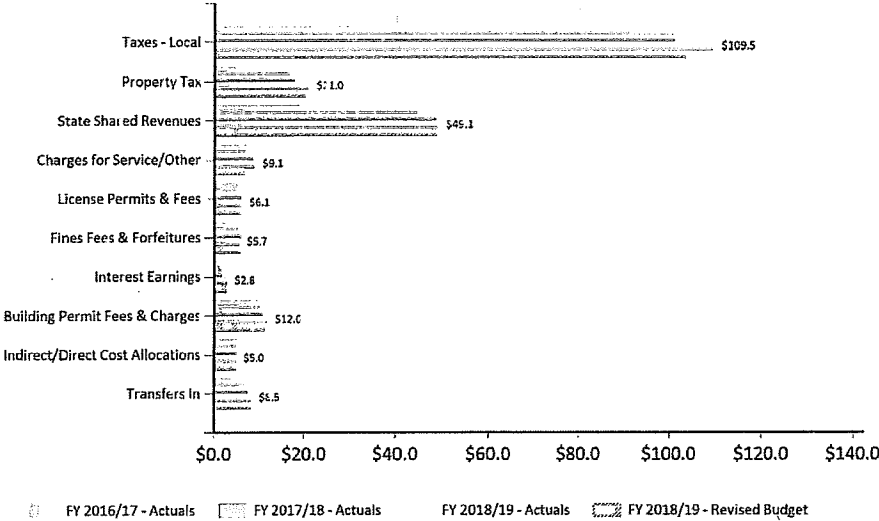
April 15, 2019

1

General Fund Operating Sources

March 2019: Fiscal Year to Date

(in millions; rounding differences may occur)



2

General Fund Operating Sources March 2019: Fiscal Year to Date


(in millions: rounding differences may occur)

	FY 2016/17 Actuals	FY 2017/18 Actuals	FY 2018/19 Actuals	FY 2018/19 Revised Budget	Actual vs. Budget Favorable / (Unfavorable) Amount	Percent
Taxes - Local	\$91.1	\$101.1	\$109.5	\$103.6	\$6.0	6%
Property Tax	17.0	18.1	21.0	20.4	0.5	3%
State Shared Revenues	44.7	48.8	49.1	49.0	0.1	0%
Charges for Service/Other	7.0	8.9	9.1	6.8	2.3	34%
License Permits & Fees	5.1	6.1	6.1	5.7	0.4	7%
Fines Fees & Forfeitures	5.9	6.1	5.7	5.8	(0.2)	(3%)
Interest Earnings	1.0	1.6	2.8	2.7	0.1	5%
Building Permit Fees & Charges	10.4	11.1	12.0	11.6	0.4	3%
Indirect/Direct Cost Allocations	4.8	5.2	5.0	5.0	-	-
Transfers In	7.1	7.6	8.5	8.3	0.1	2%
Total Sources	\$194.1	\$214.4	\$228.7	\$218.9	\$9.8	4%

3

General Fund Operating Sources: Sales Tax March 2019: Fiscal Year to Date

(in millions: rounding differences may occur)



4

General Fund Operating Sources: Sales Tax March 2019: Fiscal Year to Date

(in millions: rounding differences may occur)

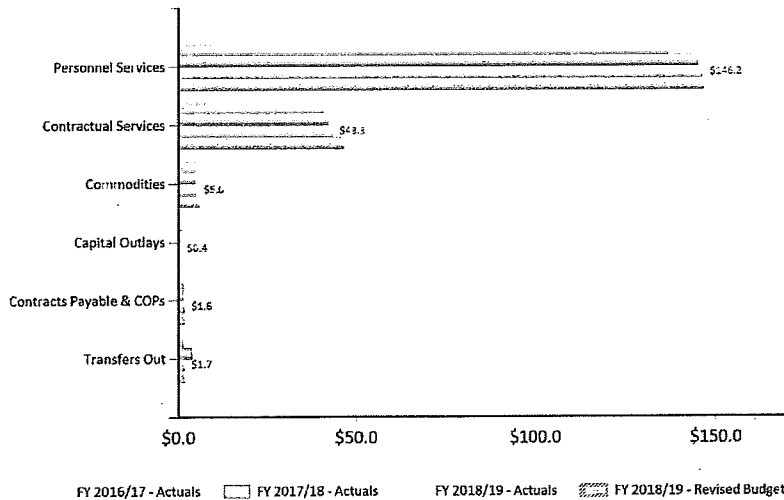
	FY 2016/17	FY 2017/18	FY 2018/19	FY 2018/19	Actual vs. Budget	
	Actuals	Actuals	Actuals	Revised Budget	Favorable / (Unfavorable) Amount	Percent
Automotive	\$10.6	\$11.9	\$13.4	\$12.2	\$1.1	9%
Construction	7.2	7.3	7.8	7.1	0.7	10%
Dining/Entertnmt	6.8	7.3	8.0	7.5	0.5	7%
Food Stores	4.9	5.5	5.9	4.9	0.9	19%
Hotel/Motel	3.8	4.2	4.8	4.3	0.5	11%
Major Dept Stores	6.7	7.3	7.2	7.4	(0.1)	(2%)
Misc Retail Stores	13.6	15.3	16.2	15.7	0.5	3%
Other Activity	7.5	8.4	10.0	8.9	1.2	13%
Rental	10.0	12.4	12.6	12.8	(0.2)	(2%)
Utilities	3.6	3.7	3.5	3.5	(0.1)	(2%)
Sales Tax Total	\$74.7	\$83.3	\$89.4	\$84.3	\$5.1	6%

*YTD CIP Transfer = \$3.9 Million

5

General Fund Operating Uses by Category March 2019: Fiscal Year to Date

(in millions: rounding differences may occur)



6

General Fund Operating Uses by Category March 2019: Fiscal Year to Date

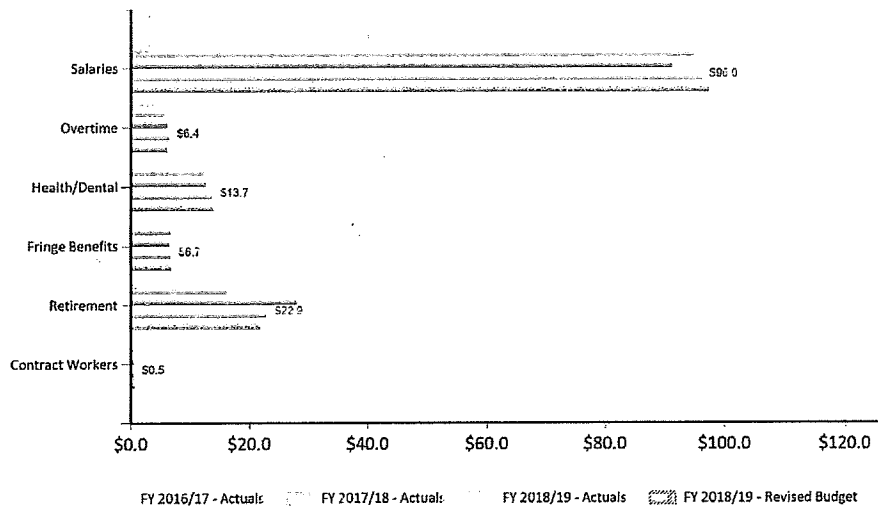
(in millions: rounding differences may occur)

	FY 2016/17	FY 2017/18	FY 2018/19	FY 2018/19	Actual vs. Budget	
	Actuals	Actuals	Actuals	Revised Budget	Favorable / (Unfavorable) Amount	Percent
Personnel Services*	\$136.5	\$145.0	\$146.2	\$146.6	\$0.4	0%
Contractual Services	40.7	42.2	43.3	46.4	3.1	7%
Commodities	5.1	4.8	5.0	6.0	1.0	17%
Capital Outlays	0.9	0.5	0.4	0.4	-	-
Contracts Payable & COPs	1.6	1.6	1.6	1.6	-	-
Transfers Out	1.4	3.8	1.7	1.6	-	-
Total Uses	\$186.2	\$197.9	\$198.2	\$202.7	\$4.5	2%
*Pay Periods thru March:	20	19	19			

7

General Fund Operating Uses: Personnel Services March 2019: Fiscal Year to Date

(in millions: rounding differences may occur)



8

General Fund Operating Uses: Personnel Services March 2019: Fiscal Year to Date

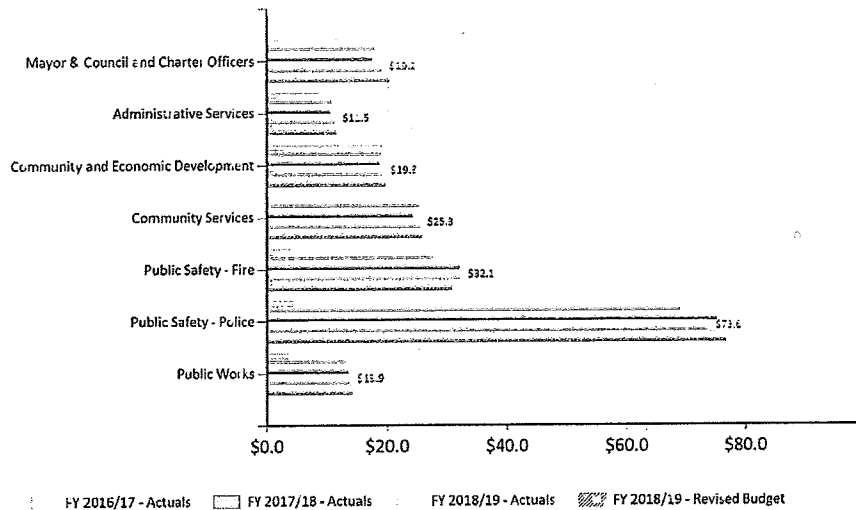
(in millions; rounding differences may occur)

	FY 2016/17	FY 2017/18	FY 2018/19	FY 2018/19	Actual vs. Budget	
	Actuals	Actuals	Actuals	Revised Budget	Favorable / (Unfavorable) Amount	Percent
Salaries*	\$94.8	\$91.2	\$96.0	\$97.2	\$1.2	1%
Overtime	\$5.7	\$6.2	\$6.4	\$6.1	(\$0.3)	(4%)
Health/Dental	\$12.6	\$12.7	\$13.7	\$13.9	\$0.2	1%
Fringe Benefits	\$6.7	\$6.4	\$6.7	\$6.8	\$0.1	1%
Retirement	\$16.3	\$28.0	\$22.9	\$21.9	(\$0.9)	(4%)
Contract Workers	\$0.4	\$0.4	\$0.5	\$0.6	\$0.2	26%
Personnel Services Total	\$136.5	\$145.0	\$146.2	\$146.6	\$0.4	0%
*Pay Periods thru March:	20	19	19			

9

General Fund Operating Division Expenditures March 2019: Fiscal Year to Date

(in millions; rounding differences may occur)



10

General Fund Operating Division Expenditures March 2019: Fiscal Year to Date

(in millions: rounding differences may occur)

	FY 2016/17	FY 2017/18	FY 2018/19	FY 2018/19	Actual vs. Budget	
	Actuals	Actuals	Actuals	Revised Budget	Favorable / (Unfavorable) Amount	Percent
Mayor & Council and Charter Officers	\$17.9	\$17.7	\$19.2	\$20.3	\$1.1	5%
Administrative Services	10.9	10.7	11.5	11.7	0.2	2%
Community and Economic Development	19.1	18.9	19.3	19.9	0.6	3%
Community Services	25.4	24.3	25.3	25.9	0.6	2%
Public Safety - Fire	27.6	32.1	32.1	30.7	(1.4)	(5%)
Public Safety - Police	69.1	75.2	73.6	76.6	2.9	4%
Public Works	13.1	13.6	13.9	14.4	0.5	4%
Total	\$183.2	\$192.5	\$194.9	\$199.4	\$4.5	2%

11

General Fund Results: Summary March 2019: Fiscal Year to Date

(in millions: rounding differences may occur)

	FY 16/17	FY 17/18	FY 18/19	FY 18/19	Actual vs. Budget	
	Actual	Actual	Actual	Budget	Fav/(Unf)	%
Sources	\$194.1	\$214.4	\$228.7	\$218.9	\$9.8	4%
Uses	\$186.2	\$197.9	\$198.2	\$202.7	\$4.5	2%
Change in Fund Balance	\$7.9	\$16.5	\$30.5	\$16.2	\$14.3	

12

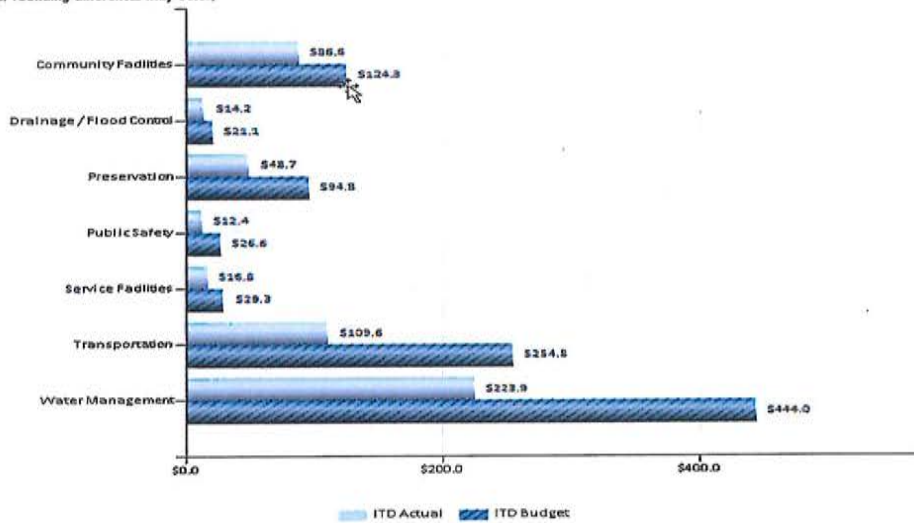
FY 2018/19 CIP Quarterly Update

April 15, 2019

13

CIP Expenditures by Program – Quarter 3

(in millions; rounding differences may occur)



14

CIP Expenditures by Program – Quarter 3

(in millions; rounding differences may occur)

Program	FY 2018/19			Remaining Budget Balance
	Quarter 3 Actuals	FY 2018/19 ITD Budget	FY 2018/19 ITD Actual	
Community Facilities	\$3.6	\$124.3	\$86.6	\$37.7
Drainage / Flood Control	0.8	21.1	14.2	6.9
Preservation	2.1	94.8	48.7	46.1
Public Safety	0.2	26.6	12.4	14.3
Service Facilities	2.3	29.3	16.8	12.5
Transportation	8.8	254.8	109.6	145.2
Water Management	8.6	444.0	223.9	220.1
Total	\$26.3	\$994.9	\$512.2	\$482.7

15

CIP Expenditures by Funding Source – Quarter 3

(in millions; rounding differences may occur)

Funding Source	FY 2018/19			Remaining Budget Balance
	Quarter 3 Actuals	FY 2018/19 ITD Budget	FY 2018/19 ITD Actual	
Arterial Life Cycle Program (ALCP)	\$ -	\$71.2	\$6.6	\$64.6
Aviation	0.8	21.5	8.6	13.0
Fleet	-	4.5	0.5	4.1
G.O. Bonds	0.9	67.6	48.6	18.9
General Fund	3.6	60.7	28.4	32.3
Intergovernmental Agreements (IGA)	0.4	3.3	7.6	(4.3)
MPC Bonds	-0.4	91.1	73.0	18.2
Other	0.2	13.4	6.6	6.8
Preservation	2.0	94.7	48.7	46.1
Solid Waste	0.3	3.2	0.9	2.3
Tourism Development	2.1	17.4	10.2	7.2
Transit Life Cycle Program (TLCP)	-	0.7	0.4	0.3
Transportation Grants	0.7	27.9	12.9	15.0
Transportation Sales Tax	7.1	78.2	40.3	37.9
Water & Water Reclamation	8.6	439.4	219.0	220.4
Total	\$26.3	\$994.9	\$512.2	\$482.7

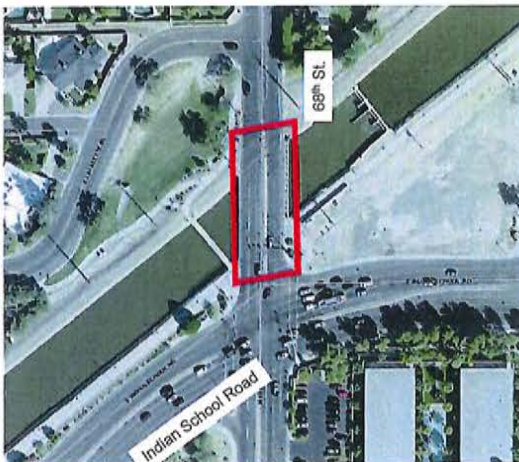
16

CIP Significant Projects – Quarter 3

- 68th Street & Pima Road bridges over the Arizona Canal
- Drinkwater Underpass / Civic Center Mall
- Raintree Drive: Scottsdale to Hayden
- Thomas Groundwater Treatment Facility
- Bond 2015 Projects
 - Pavement Replacement
 - Fire Station 603
 - Fire Station 616
- Scottsdale Stadium Renovations - Phase 1

17

68th St. & Pima Rd. Bridges over the Arizona Canal



18

68th St. & Pima Rd. Bridges over the Arizona Canal

- 68th Street will open at the end of April.
- Pima Road reopened Friday 3/29/19.
 - Minor finishing touches to complete.
 - Bridge will not carry traffic until the Pima Road project is complete.

19

68th Street



20

Pima Road



21

68th St. & Pima Rd. Bridge over the Arizona Canal

(in millions: rounding differences may occur)

	Funding Source	5 - Year Budget	FY 2018/19		Remaining Budget Balance	Completion Date
			Quarter 3 Actuals	FY 2018/19 ITD Budget		
Transportation:						
68th Street Bridge Reconstruction over the Arizona Canal	Transportation Sales Tax	\$5.1	\$2.0	\$5.1	\$2.9	04/30/19

22

Drinkwater Underpass / Civic Center Mall



December 12, 2018

23




December 19, 2018


24



25



26



April 5, 2019

27

Drinkwater Underpass / Civic Center Mall

• Next Steps

- ~~Removals above and below deck finishing in February.~~
- ~~Construction of west side abutment wall – January – March~~
- Construction of median supporting walls – February – May
- Place new hollow core slabs to close bridge deck – May – June
- Electrical, waterproofing, grading, storm drain, sidewalks, roadway repairs – June – October
- Open – October – November 2019.

28

Drinkwater Underpass / Civic Center Mall

(in millions: rounding differences may occur)

Funding Source	5 - Year Budget	FY 2018/19			Remaining Budget Balance	Completion Date
		Quarter 3 Actuals	FY 2018/19 ITD Budget	FY 2018/19 ITD Actual		
Transportation:						
Drinkwater Bridge Interim Structural Repairs	Transportation					
	Sales Tax	\$5.0	\$0.8	\$5.0	\$1.5	Fall 2019
	Bond 2000	0.6	0.6	0.6	-	
	General Fund	3.7	0.1	3.7	\$0.1	3.7
Total		\$9.3	\$1.4	\$9.3	\$2.1	\$7.2

Contract Summary for Construction:

GMP#1 – 7.3.18 Contract 2018-052-COS - \$491,665

GMP#2 – 10.2.18 - Contract 2018-175-COS - \$5,476,452

One additional contract to complete waterproofing and site finish expected in May/June 2019.

Raintree Drive: Scottsdale to Hayden



Raintree Drive: Scottsdale Road to Hayden Road

(in millions: rounding differences may occur)

Funding Source	5 - Year Budget	FY 2018/19			Remaining Budget Balance	Completion Date	
		Quarter 3 Actuals	FY 2018/19 ITD Budget	FY 2018/19 ITD Actual			
Transportation:							
Raintree Drive: Scottsdale Road to Hayden Road	Arterial Life Cycle Program (ALCP)	\$16.1	\$ -	\$16.1	\$5.0	\$11.0	End of 2020
	Bond 2000 Transportation Sales Tax	1.0	-	1.0	1.0	-	
		5.9	0.1	5.9	1.0	4.8	
	Total	\$22.9	\$0.1	\$22.9	\$7.1	\$15.9	

Preconstruction Phase Services GMP Scheduled for 2/19/19
 Anticipate start of construction late spring/summer 2019
 18 month construction duration

31

Thomas Groundwater Treatment Facility



32

Thomas Groundwater Treatment Facility

(in millions; rounding differences may occur)

Funding Source	5 - Year Budget	FY 2018/19			Remaining Budget Balance	Completion Date
		Quarter 3 Actuals	FY 2018/19 ITD Budget	FY 2018/19 ITD Actual		
Water Management:						
Thomas Groundwater Treatment Facility						
Water Rates	\$10.1	\$ -	\$10.1	\$1.8	\$8.3	Spring 2021
MPC Bonds	15.0	-	15.0	0.1	14.9	
Total	\$25.1	\$ -	\$25.1	\$1.8	\$23.3	

90% Improvement Plans Completed
 CMAR Pre-Construction Phase Services Contract Approved 2/19/19
 CMAR GMP #1 for Construction 4/15/19
 Anticipated GMP #2 in June 2019
 2 year construction duration

33

Scottsdale Stadium Phase 1

April 2019 – Feb. 2020

- Clubhouse
- Indoor Multi-Use Spaces
- Entry and Parking
- Press box
- Ticketing and Administration
- Charro Lodge
- Right Field Concourse



34

Scottsdale Stadium Phase 1

(in millions; rounding differences may occur)

	Funding Source	5 - Year Budget	FY 2018/19			Remaining Budget Balance	Completion Date
			Quarter 3 Actuals	FY 2018/19 ITD Budget	FY 2018/19 ITD Actual		
Community Facilities:							
Scottsdale Stadium Renovations	Tourism Development Giants Contribution	\$10.0	\$2.1	\$10.0	\$3.7	\$6.3	Spring 2020
	MPC Bonds	\$2.5	-	\$2.5	-	2.5	
	MPC Bonds	15.9	-	15.9	-	15.9	
	Total	\$28.4	\$2.1	\$28.4	\$3.7	\$24.7	

35

Bond 2015 Updates

(in millions; rounding differences may occur)

	Funding Source	5 - Year Budget	FY 2018/19			Remaining Budget Balance	Completion Date
			Quarter 3 Actuals	FY 2018/19 ITD Budget	FY 2018/19 ITD Actual		
Transportation:							
Pavement Replacement	G.O. Bonds	\$12.5	\$ -	\$12.5	\$8.2	\$4.3	06/30/19
	Transportation Sales Tax	1.6	-	1.6	1.4	0.2	
	Total	\$14.1	\$0.0	\$14.1	\$9.5	\$4.5	

The final roadway segments will be completed this Spring. Remaining segments include:

- Scottsdale Road – Gold Dust to Shea
- Scottsdale Road – Cactus to Sweetwater
- Scottsdale Road Sweetwater to Thunderbird
- Hayden Road – Shea to Cactus
- Hayden Road – McCormick Parkway to Via de Ventura
- Shea Boulevard – 96th Street to 136th Street

36

Bond 2015 Updates (in millions: rounding differences may occur)

Public Safety: Fire Station 603	Funding Source	5 - Year Budget	FY 2018/19			Remaining Budget Balance	Completion Date
			Quarter 2 Actuals	FY 2018/19 ITD Budget	FY 2018/19 ITD Actual		
	G.O. Bonds	\$6.7	\$ -	\$6.7	\$3.1	\$3.6	Spring 2020
	General Fund	0.1	-	0.1	-	0.1	
	Total	\$6.8	\$ -	\$6.8	\$3.1	\$3.7	

Bid Award Scheduled for May 14th

Public Safety: Fire Station 616 Design & Construction	Funding Source	5 - Year Budget	FY 2018/19			Remaining Budget Balance	Completion Date
			Quarter 2 Actuals	FY 2018/19 ITD Budget	FY 2018/19 ITD Actual		
	G.O. Bonds	\$3.7	\$ -	\$3.7	\$0.4	\$3.3	Spring 2020
	General Fund	0.1	-	0.1	-	0.1	
	Total	\$3.8	\$ -	\$3.8	\$0.4	\$3.4	

Bid is currently advertised, Bids are due May 1st.