

SCOTTSDALE CITY COUNCIL
WORK STUDY SESSION MINUTES
TUESDAY, JANUARY 19, 2020



CITY HALL KIVA
3939 N. DRINKWATER BOULEVARD
SCOTTSDALE, AZ 85251

CALL TO ORDER

Mayor David D. Ortega called to order a Work Study Session of the Scottsdale City Council at 7:15 P.M. on Tuesday, January 19, 2021.

ROLL CALL

Present: Mayor David D. Ortega
Vice Mayor Solange Whitehead
Councilmembers Tammy Caputi, Tom Durham, Betty Janik, Kathy Littlefield,
and Linda Milhaven (all participating electronically)

Also Present: City Manager Jim Thompson, City Attorney Sherry Scott,
Acting City Treasurer Judy Doyle, City Auditor Sharron Walker, and
City Clerk Carolyn Jagger (all participating electronically)

1. Monthly Financial Update and Quarterly CIP Update

Request: Receive, discuss, and provide possible direction on the City Treasurer's monthly financial presentation as of November and December 2020.

Presenter(s): Judy Doyle, Acting City Treasurer; Dave Lipinski, City Engineer

Staff Contact(s): Sylvia Dlott, Acting Budget Director, 480-312-2419, sdlott@scottsdaleaz.gov

Acting City Treasurer Judy Doyle gave a PowerPoint presentation (attached) on the City's financial status as of November and December 2020.

City Engineer Dave Lipinski gave a PowerPoint presentation (attached) on the status of the City's Capital Improvement Program.

2. Monthly Financial Study Session

Request: Presentation, discussion, and possible Council direction regarding the monitoring of FY 2020/21 revenues and expenditures.

Presenter(s): Jim Thompson, City Manager

Staff Contact(s): Sylvia Dlott, Acting Budget Director, 480-312-2419, sdlott@scottsdaleaz.gov

NOTE: MINUTES OF CITY COUNCIL MEETINGS AND WORK STUDY SESSIONS ARE PREPARED IN ACCORDANCE WITH THE PROVISIONS OF ARIZONA REVISED STATUTES. THESE MINUTES ARE INTENDED TO BE AN ACCURATE REFLECTION OF ACTION TAKEN AND DIRECTION GIVEN BY THE CITY COUNCIL AND ARE NOT VERBATIM TRANSCRIPTS. DIGITAL RECORDINGS AND CLOSED CAPTION TRANSCRIPTS OF SCOTTSDALE CITY COUNCIL MEETINGS ARE AVAILABLE ONLINE AND ARE ON FILE IN THE CITY CLERK'S OFFICE.

City Manager Jim Thompson gave a PowerPoint presentation (attached) on the City's FY2020/21 revenues and expenditures.

ADJOURNMENT

The Work Study Session adjourned at 8:00 P.M.

SUBMITTED BY:



Carolyn Jagger, City Clerk


Officially approved by the City Council on February 16, 2021

CERTIFICATE


I hereby certify that the foregoing Minutes are a true and correct copy of the Minutes of the Work Study Session of the City Council of Scottsdale, Arizona, held on the 19thth day of January 2021.

I further certify that the meeting was duly called and held, and that a quorum was present.

DATED the 16th day of February 2021.



Carolyn Jagger, City Clerk



Monthly Financial Update – December 31, 2020

City Council Meeting – January 19, 2021

General Fund Operating Sources December 2020: Fiscal Year to Date (in millions: rounding differences may occur)

	<u>FY 2018/19</u> <u>Actuals</u>	<u>FY 2019/20</u> <u>Actuals</u>	<u>FY 2020/21</u> <u>Actuals</u>	<u>FY 2020/21</u> <u>Revised</u> <u>Budget</u>	<u>Actual vs. Budget</u> <u>Favorable / (Unfavorable)</u> <u>Amount</u>	<u>Percent</u>
Taxes - Local	\$68.8	\$76.8	\$72.6	\$57.4	\$15.1	26%
Property Tax	17.1	17.8	19.1	18.5	0.6	3%
State Shared Revenues	32.6	34.4	39.4	34.7	4.7	14%
Charges for Service/Other	4.6	5.5	6.4	5.2	1.2	23%
License Permits & Fees	4.0	4.1	3.7	2.7	1.0	38%
Fines Fees & Forfeitures	3.7	3.8	2.9	3.4	(0.5)	(13%)
Interest Earnings	1.5	2.1	1.7	1.7	-	-
Building Permit Fees & Charges	8.1	9.9	8.4	8.1	0.3	4%
Indirect/Direct Cost Allocations	3.4	3.8	3.7	3.7	-	-
Transfers In	6.8	7.3	7.1	6.3	0.8	12%
Total Sources	\$150.8	\$165.5	\$165.0	\$141.7	\$23.3	16%

General Fund Operating Sources: 1% Sales Tax

December 2020: Fiscal Year to Date

(in millions: rounding differences may occur)

	FY 2018/19 Actuals	FY 2019/20 Actuals	FY 2020/21 Actuals	FY 2020/21 Revised Budget	Actual vs. Budget Favorable / (Unfavorable) Amount	Percent
Automotive	\$8.6	\$8.7	\$9.3	\$6.8	\$2.5	36%
Construction	5.2	5.7	6.4	3.7	2.7	72%
Dining/Entertnmt	4.9	5.7	4.2	2.6	1.7	65%
Food Stores	3.5	3.9	4.1	3.5	0.6	18%
Hotel/Motel	2.6	3.0	1.7	1.0	0.8	80%
Major Dept Stores	4.2	5.2	4.5	3.9	0.5	14%
Misc Retail Stores	9.7	11.7	12.8	9.2	3.6	39%
Other Activity	6.3	7.1	7.2	5.0	2.2	44%
Rental	8.4	8.5	7.9	8.3	(0.3)	(4%)
Utilities	2.3	2.7	2.5	2.7	(0.2)	(7%)
Sales Tax Total	\$55.8	\$62.1	\$60.7	\$46.7	\$14.0	30%

General Fund Operating Uses by Category

December 2020: Fiscal Year to Date

(in millions: rounding differences may occur)

	FY 2018/19 Actuals	FY 2019/20 Actuals	FY 2020/21 Actuals	FY 2020/21 Revised Budget	Actual vs. Budget Favorable / (Unfavorable) Amount	Percent
Personnel Services*	\$98.3	\$106.0	\$87.8	\$88.2	\$0.4	0%
Contractual Services	31.4	34.3	32.2	34.3	2.1	6%
Commodities	3.1	3.4	3.1	3.3	0.2	7%
Capital Outlays	0.3	0.2	0.5	0.4	(0.1)	(22%)
Contracts Payable & COPs	1.3	-	-	0.4	0.4	100%
Transfers Out	1.1	2.1	4.8	-	(4.8)	n/a
Total Uses	\$135.4	\$146.0	\$128.4	\$126.6	(\$1.8)	(1%)
*Pay Periods thru December:	13	13	13			

General Fund Operating Uses: Personnel Services

December 2020: Fiscal Year to Date

(in millions: rounding differences may occur)

	FY 2018/19 Actuals	FY 2019/20 Actuals	FY 2020/21 Actuals	FY 2020/21 Revised Budget	Actual vs. Budget Favorable / (Unfavorable) Amount	Percent
Salaries*	\$66.1	\$69.4	\$55.2	\$55.4	\$0.2	0%
Overtime	\$3.8	\$4.7	\$4.4	\$4.1	(\$0.3)	(7%)
Health/Dental	\$9.1	\$9.8	\$7.8	\$7.7	(\$0.1)	(1%)
Fringe Benefits	\$4.5	\$4.9	\$4.4	\$4.5	\$0.1	1%
Retirement	\$14.5	\$16.8	\$15.9	\$16.4	\$0.5	3%
Contract Workers	\$0.3	\$0.3	\$0.1	\$0.1	\$ -	-
Personnel Services Total	\$98.3	\$106.0	\$87.8	\$88.2	\$0.4	0%
*Pay Periods thru December:	13	13	13			

General Fund Operating Division Expenditures

December 2020: Fiscal Year to Date

(in millions: rounding differences may occur)

	FY 2018/19 Actuals	FY 2019/20 Actuals	FY 2020/21 Actuals	FY 2020/21 Revised Budget	Actual vs. Budget Favorable / (Unfavorable) Amount	Percent
Mayor & Council and Charter Officers	\$14.0	\$14.8	\$13.9	\$14.5	\$0.6	4%
Administrative Services	7.8	8.9	8.4	8.7	0.4	4%
Community and Economic Development	11.1	11.7	11.1	11.3	0.2	2%
Community Services	19.9	20.5	18.2	18.3	0.1	1%
Public Safety - Fire	20.8	24.1	17.8	17.7	(0.1)	0%
Public Safety - Police	50.0	54.4	43.6	45.0	1.3	3%
Public Works	9.5	9.4	10.6	10.7	0.1	1%
Total	\$133.0	\$143.8	\$123.6	\$126.2	\$2.6	2%

General Fund Results: Summary

December 2020: Fiscal Year to Date

(in millions: rounding differences may occur)

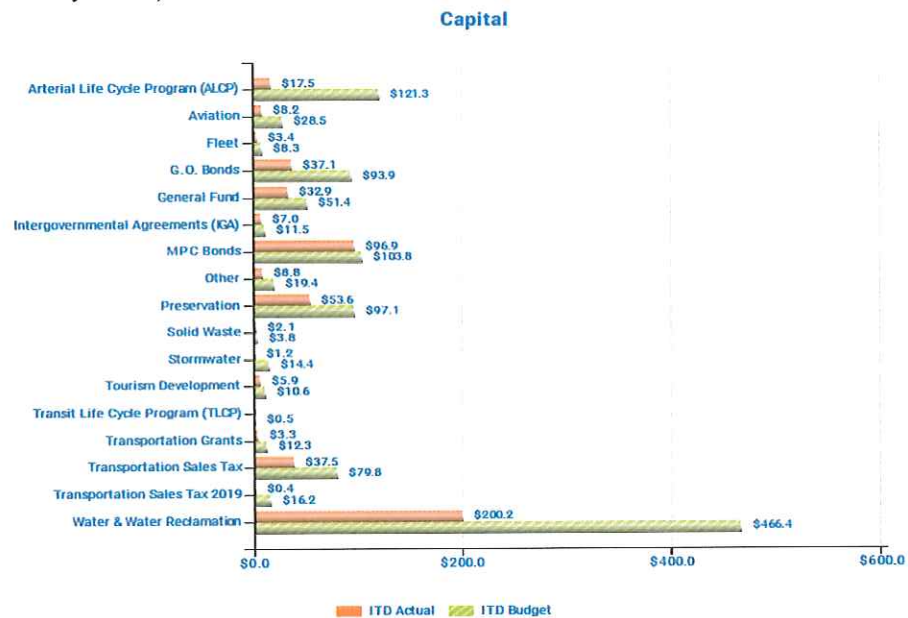
	FY 18/19 Actual	FY 19/20 Actual	FY 20/21 Actual	FY 20/21 Budget	Actual Vs. Budget	
					Fav/(Unf)	%
Sources	\$150.8	\$165.5	\$165.0	\$141.7	\$23.3	16%
Uses	\$135.4	\$146.0	\$128.4	\$126.6	(\$1.8)	(1%)
Change in Fund Balance	\$15.4	\$19.5	\$36.6	\$15.1	\$21.5	

FY 2020/21 CIP Quarterly Update Quarter 2

City Council Meeting – January 19, 2021

CIP Expenditures by Program Quarter 2

(in millions: rounding differences may occur)



CIP Expenditures by Program Quarter 2

(in millions: rounding differences may occur)

Program	FY 2020/21	FY 2020/21	FY 2020/21	Remaining Budget Balance
	Quarter 2 Actuals	ITD Budget	ITD Actual	
Community Facilities	\$6.7	\$120.2	\$62.8	\$57.4
Drainage / Flood Control	1.6	42.2	22.8	19.4
Preservation	1.5	97.1	53.7	43.4
Public Safety	2.8	32.3	19.1	13.2
Service Facilities	1.7	38.1	19.1	19.1
Transportation	6.0	312.2	107.5	204.7
Water Management	17.8	496.9	231.2	265.7
Total	\$38.2	\$1,139.0	\$516.1	\$622.9

CIP Expenditures by Funding Source Quarter 2

(in millions: rounding differences may occur)


Funding Source	FY 2020/21 Quarter 2 Actuals	FY 2020/21 ITD Budget	FY 2020/21 ITD Actual	Remaining Budget Balance
Arterial Life Cycle Program (ALCP)	0.2	\$121.3	\$17.5	\$103.7
Aviation	2.0	28.5	8.2	20.2
Fleet	-	8.3	3.4	4.9
G.O. Bonds	4.5	93.9	37.1	56.9
General Fund	4.4	51.4	32.9	18.4
Intergovernmental Agreements (IGA)	(0.2)	11.5	7.0	4.5
MPC Bonds	1.0	103.8	96.9	6.9
Other	2.1	19.4	8.8	10.5
Preservation	1.5	97.1	53.6	43.4
Solid Waste	0.2	3.8	2.1	1.7
Stormwater	0.7	14.4	1.2	13.2
Tourism Development	0.2	10.6	5.9	4.7
Transit Life Cycle Program (TLCP)	-	0.5	-	0.5
Transportation Grants	0.1	12.3	3.3	9.0
Transportation Sales Tax	3.3	79.8	37.5	42.3
Transportation Sales Tax 2019	0.1	16.2	0.4	15.8
Water & Water Reclamation	17.9	466.4	200.2	266.2
Total	\$38.2	\$1,139.0	\$516.1	\$622.9

CIP Significant Projects Quarter 2

- Bond 2015 Projects
- Bond 2019 Projects
- Raintree Drive Scottsdale to Hayden
- Thomas Groundwater Facility

Bond 2015 Updates

Question 5 – Public Safety Fire Station 603



Bond 2015 Updates

Question 5 – Public Safety Fire Station 603

(in millions: rounding differences may occur)

	Funding Source	5 - Year Budget	FY 2020/21 Quarter 2 Actuals	FY 2020/21 ITD Budget	FY 2020/21 ITD Actual	Remaining Budget Balance	Completion Date
Public Safety:							
Fire Station 603	G.O. Bonds	\$7.9	\$0.3	\$7.9	\$7.3	\$0.6	Fall 2020
	General Fund	0.5	0.1	0.5	0.2	0.3	
	In Lieu Fees	0.0	0.0	0.0	0.0	0.0	
	Total	\$8.4	\$0.4	\$8.4	\$7.6	\$0.8	

Comment: Fire Station 603 was put into service on December 3rd. Contractor is working to complete punch list items and is waiting on delivery of exterior panels in February.

Bond 2015 Updates

Question 5 – Public Safety Fire Station 616



Bond 2015 Updates

Question 5 – Public Safety Fire Station 616

(in millions: rounding differences may occur)

	Funding Source	5 - Year Budget	FY 2020/21 Quarter 2 Actuals	FY 2020/21 ITD Budget	FY 2020/21 ITD Actual	Remaining Budget Balance	Completion Date
Public Safety:							
Fire Station 616	G.O. Bonds	\$3.7	\$0.5	\$3.7	\$3.6	\$0.1	Winter 2021
Design& Construction	General Fund	1.8	0.4	1.8	0.4	1.4	
	Total	\$5.5	\$0.9	\$5.5	\$4.0	\$1.5	

Comment: Delays in shipping and equipment. Anticipate construction completion in early 2021.

Bond 2019 Updates

Question 1 – Parks, Recreation and Senior Services

Project 10 – Replace Tennis court Surfaces at Indian School Park and Scottsdale Tennis Center



Bond 2019 Updates

Question 1 – Parks, Recreation and Senior Services

(in millions: rounding differences may occur)

	Funding Source	5 - Year Budget	FY 2020/21 Quarter 2 Actuals	FY 2020/21 ITD Budget	FY 2020/21 ITD Actual	Remaining Budget Balance	Completion Date
Community Facilities:							
10-Replace Tennis Court Surface at Indian School Park and Scottsdale Tennis Center	G.O. Bonds	\$3.5	\$1.4	\$3.5	\$2.8	\$0.7	Winter 2021
	Grants	0.1	0.0	0.1	0.1	0.0	
	General Fund	0.0	0.0	0.0	0.0	0.0	
	Total	\$3.6	\$1.4	\$3.6	\$2.8	\$0.7	

Comment: Scottsdale Ranch Park Tennis Center was completed on 9/10/20.
Indian School Park anticipated to open January 18th.

Bond 2019 Updates

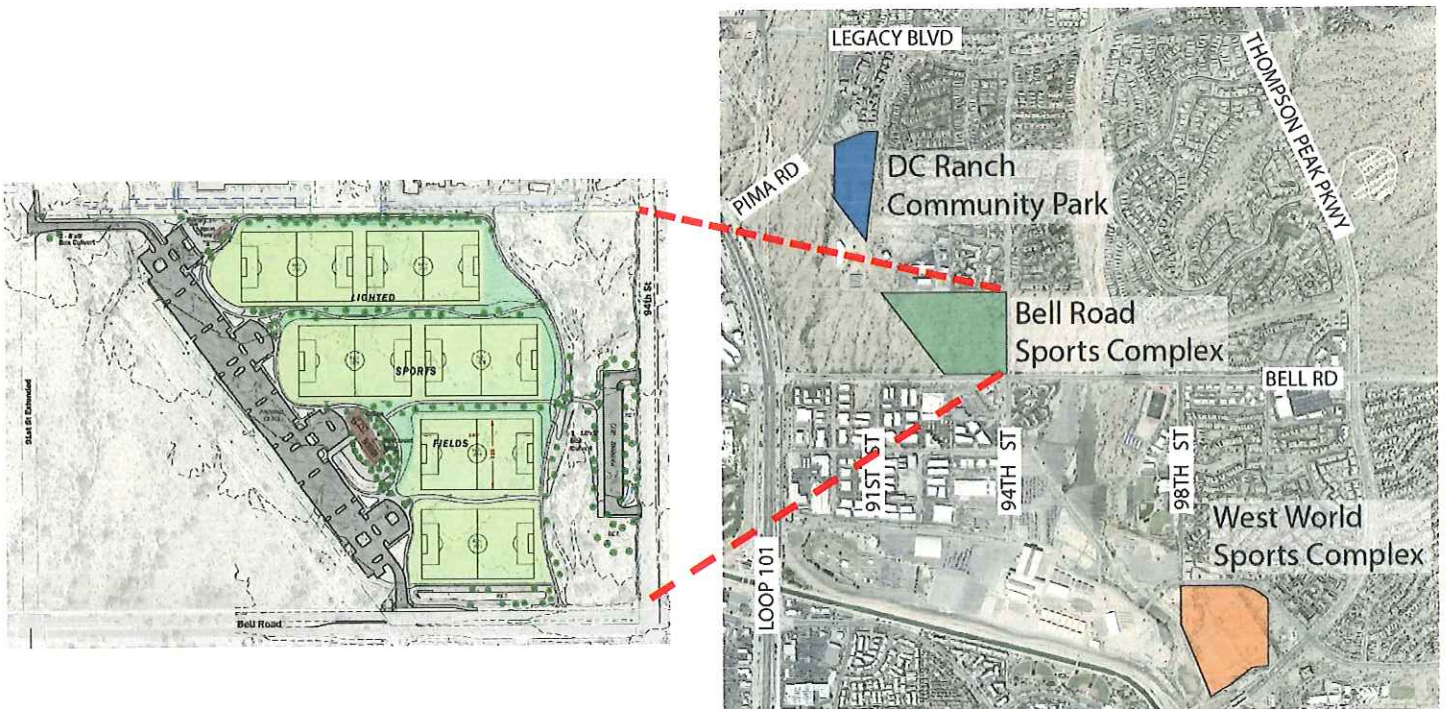
Question 1 – Parks, Recreation and Senior Services

(in millions: rounding differences may occur)

	Funding Source	5 - Year Budget	FY 2020/21 Quarter 2 Actuals	FY 2020/21 ITD Budget	FY 2020/21 ITD Actual	Remaining Budget Balance	Completion Date
Community Facilities:							
24-Install High Efficiency Sports Lighting at 4 Facilities	G.O. Bonds	\$1.2	\$0.8	\$1.2	\$0.8	\$0.4	June 2021
	General Fund	0.0	0.0	0.0	0.0	0.0	
	Total	\$1.2	\$0.0	\$1.2	\$0.0	\$0.4	

Comment: Contract for construction approved by City Council on 10/6/2020. Construction is as follows:
 Pima School – Complete
 Laguna School – Complete
 Horizon Park - Complete
 Scottsdale Sports complex will be completed after design and public outreach are complete.

53-Build Multi-Use Sport Fields in the Area of Bell Road



Bond 2019 Updates

Question 1 – Parks, Recreation and Senior Services

(in millions: rounding differences may occur)

	Funding Source	5 - Year Budget	FY 2020/21 Quarter 2 Actuals	FY 2020/21 ITD Budget	FY 2020/21 ITD Actual	Remaining Budget Balance	Completion Date
Community Facilities:							
53-Build Multi-Use Sport Fields in the Area of Bell Road	G.O. Bonds	\$40.0	\$0.7	\$30.5	\$1.0	\$29.6	June 2023
	General Fund	0.0	0.0	0.0	0.0	0.0	
	Total	\$40.0	\$0.7	\$30.5	\$1.0	\$29.6	

Comment: Design for the first phase of fields and the offsite irrigation system are ongoing.
 The first of several CMAR contracts for construction were approved by City Council on December 2, 2020.
 The second CMAR contracts are scheduled for City Council on February 2, 2021

Construction began the week of January 11th.

Bond 2019 – Question 1 - FY 2020/21 Projects

Question 1

No.	Title	Status
2	Add Splash Pad and Improve Walkways at McCormick-Stillman Railroad Park	On hold due to Covid-19
23	Repair Lakes and Irrigation at Vista del Camino Park in the Indian Bend Wash	Negotiating design contract with selected firm.
55	Build a 17-Acre Park at Ashler Hills Drive & 74 th Way (Whisper Rock)	Design contract to Council on 11/10/2020. Design has started.

Bond 2019 Updates

Question 2 – Community Spaces & Infrastructure

(in millions: rounding differences may occur)

	Funding Source	5 - Year Budget	FY 2020/21 Quarter 2 Actuals	FY 2020/21 ITD Budget	FY 2020/21 ITD Actual	Remaining Budget Balance	Completion Date
Community Facilities:							
50-Renovate Arena at WestWorld to Provide Flexible Event Space	G.O. Bonds	\$1.0	\$0.4	\$1.0	\$0.7	\$0.3	Winter 2020
	General Fund	0.0	0.0	0.0	0.0	0.0	
	Total	\$1.0	\$0.4	\$1.0	\$0.7	\$0.3	

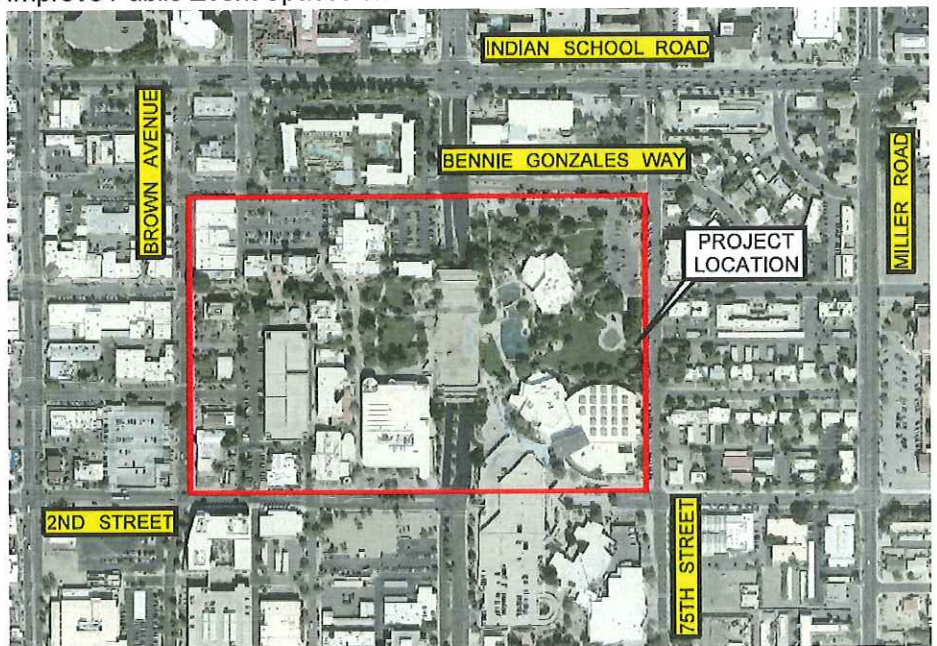
Comment: Project is complete.

Bond 2019 Updates

Question 2 – Community Spaces & Infrastructure

Project 1 -Replace Aging Infrastructure and Improve Public Event Spaces on Civic Center Plaza

- Design Contract awarded 8/25/20
- Design team is working with City staff and Scottsdale Arts to help inform the preliminary design.
- Once the options are refined, staff will solicit public comments.



Bond 2019 Updates

Question 2 – Community Spaces & Infrastructure

(in millions: rounding differences may occur)

	Funding Source	5 - Year Budget	FY 2020/21 Quarter 2 Actuals	FY 2020/21 ITD Budget	FY 2020/21 ITD Actual	Remaining Budget Balance
Community Facilities:						
1-Replace Aging Infrastructure and Improve Public Event Spaces on Civic Center Plaza	G.O. Bonds	\$27.3	\$0.3	\$4.0	\$0.3	\$3.7
	General Fund	0.0	0.0	0.0	0.0	0.0
	Total	\$27.3	\$0.3	\$4.0	\$0.3	\$3.7

Comment: Project is in design.

Bond 2019 – Question 2 - FY 2020/21 Projects

Question 2

No.	Title	Status
45	Renovate Horse Barns to Increase Rentable Space	Design-Build contract to City Council on 1/12/21.
46	Replace the Public Address System at WestWorld	Design ongoing. Construction anticipated summer 2021.
47	Replace WestWorld Arena Lights	Design ongoing. Construction anticipated summer 2021.
52	Expand Restrooms in WestWorld North Hall	Design ongoing. Construction anticipated summer 2021.
57	Install Solar Systems at the North corporation Campus	Coordinating with new CIP at NCY.
63	Build Parking Structures in Old Town Scottsdale	Project not started.

Bond 2019 Updates

Question 3 – Public Safety & Technology

(in millions: rounding differences may occur)

	Funding Source	5 - Year Budget	FY 2020/21 Quarter 2 Actuals	FY 2020/21 ITD Budget	FY 2020/21 ITD Actual	Remaining Budget Balance	Completion Date
Public Safety:							
4-Replace Outdated Emergency Response Equipment for Fire Department	G.O. Bonds	\$2.1	\$0.0	\$2.1	\$1.4	\$0.6	December 2021
	General Fund	0.6	0.0	0.6	0.6	0.0	
	Total	\$2.7	\$0.0	\$2.7	\$2.0	\$0.6	

Comment: Project is nearly complete.

- Monitor/Defibrillators – delivered and in service
- Thermal Imaging Cameras – delivered and in service
- Ballistic Equipment – Ordered – Delayed due to COVID-19
- SCBA Equipment and Extraction Equipment – delivered and in service

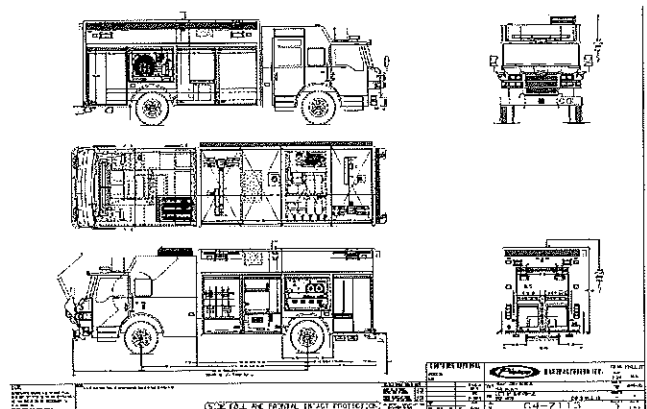
Bond 2019 Updates

Question 3 – Public Safety & Technology

(in millions: rounding differences may occur)

	Funding Source	5 - Year Budget	FY 2020/21 Quarter 2 Actuals	FY 2020/21 ITD Budget	FY 2020/21 ITD Actual	Remaining Budget Balance	Completion Date
Public Safety:							
44-Replacement of Fire Utility Truck to be used on fire ground activity and response to Hazardous Materials and Technical Rescue Incidents	G.O. Bonds	\$0.8	\$0.8	\$0.8	\$0.8	\$0.0	June 2021

Truck is ordered anticipate delivery in summer 2021.



Bond 2019 – Question 3 - FY 2020/21 Projects

Question 3

No.	Title	Status
5	Modernize Computer Equipment Rooms to Protect City Servers	Project not started.
6	Replace Emergency Power Source for Public Safety Radio Network	Year 1 of 3 complete. Batteries replaced at D3, D4 and WS89.
7	Replace Outdated 911 Computer Aided Dispatch and Records Management to Improve Efficiency	Project not started.
8	Replace Website Management Software	Anticipate project start in December
9	Install Fiber Optic Infrastructure to Reduce Operating Costs	Project started
11	Replace Document Management System to Improve Public Access to Information	Anticipate project start in November
12	Update Scottsdale's 15 Year-old Digital Terrain Model	Waiting to see if we are able to utilize current county wide modeling.
14	Replace Obsolete Planning and Permitting Software	Working on RFP process for vendor selection.

Bond 2019 – Question 3 - FY 2020/21 Projects

Question 3

No.	Title	Status
16	Replace the City's Obsolete Training Software	Vendor selected, working toward implementation.
26	Replace Deteriorating Vehicle Track at the Police and Fire Training Facility	Design is underway. Construction Manager at Risk contract approved by City Council on 11/23/20
27	Modernize and Expand the Police and Fire Training Facility	
38	Build a New Fire Department Training Facility	
29	Replace Workstations at 911 Communications Dispatch Center to Accommodate New Technology	On hold per PD request.
35	Install Bullet Proof Glass in Reception Areas of Police Department Facilities	Design ongoing.
36	Provide Free Wi-Fi at the Civic Center Plaza	Being delivered with Civic Center Mall
37	Implement an Inventory and Asset Control System for City Technology	Project not started.

Raintree Drive: Scottsdale Road to Hayden Road

(in millions: rounding differences may occur)

	Funding Source	5 - Year Budget	FY 2020/21 Quarter 2 Actuals	FY 2020/21 ITD Budget	FY 2020/21 ITD Actual	Remaining Budget Balance	Completion Date
Transportation:							
Raintree Drive: Scottsdale Road to Hayden Road	Arterial Life Cycle Program (ALCP)	\$19.5	\$0.0	\$19.5	\$7.8	\$11.7	December 2021
	Bond 2000	1.0	0.0	1.0	1.0	0.0	
	Downtown Cultural Trust	0.1	0.0	0.1	0.0	0.1	
	Arts in Public Places	0.1	0.0	0.1	0.0	0.1	
	Transportation Sales Tax 0.1%	0.6	0.0	0.6	0.0	0.6	
	Transportation Sales Tax 0.2%	6.8	0.4	6.8	1.3	5.5	
	Total	\$28.1	\$0.4	\$28.1	\$10.1	\$18.0	

Comment: Private utility relocations ongoing. Anticipate start of construction in February.

Thomas Groundwater Treatment Facility

(in millions: rounding differences may occur)

	Funding Source	5 - Year Budget	FY 2020/21 Quarter 2 Actuals	FY 2020/21 ITD Budget	FY 2020/21 ITD Actual	Remaining Budget Balance	Completion Date
Water Management:							
Thomas Groundwater Treatment Facility	Water Rates	\$18.5	\$4.5	\$18.5	\$13.7	\$4.8	June 2021
	MPC Bonds	12.9	0.0	12.9	12.9	0.0	
	Total	\$31.4	\$4.5	\$31.4	\$26.6	\$4.8	

Comment: Working on commissioning currently, anticipate completion in February.

Completed Projects – Quarter 2 FY 2020/21

- Service Facilities
 - Fleet Fuel Site Upgrade
 - Fleet South Corporate Yard Compressed Natural Gas Compliance
 - Courthouse Improvements - Architectural Services
- Public Safety - Police
 - Jail Dormitory (Phase I)
- Water Management
 - Air Park Zone 4 Water Transmission Main

Completed Projects – Quarter 2 FY 2020/21

Appropriation that reverted back to Fund

Balance

Fleet Rates	\$970,401
Court Enhancement Fund	34,818
Water Rates	45,295
Total	\$1,050,514

FY 2020/21 Budget Monitoring

City Council Meeting – January 19, 2021

General Fund Results: Summary December 2020: Fiscal Year to Date

(in millions: rounding differences may occur)

	FY 19/20 Actual	FY 20/21 Actual	FY 20/21 Budget	Actual vs. Budget	
				Fav/(Unf)	%
Sources	\$165.5	\$165.0	\$141.7	\$23.3	16%
Uses	\$146.0	\$128.4	\$126.6	(\$1.8)	(1%)
Fund Balance Change	\$19.5	\$36.6	\$15.1	\$21.5	

Continued Positive Returns

- This year's revenues are coming in better than budgeted by \$23.3 million (+\$6.3 million from November)
- Expenditures are coming in higher than budgeted by (\$1.8) million due to the city's purchase of land (-\$3.4 million from November)
- Continuing managing positions, currently 5.4% vacant (138 positions)

Vacancy Savings

December 2020: Fiscal Year to Date

(in millions: rounding differences may occur)

	YTD Vacancy Savings	Budget	Forecast Vacancy Savings	Fav/ (Unf)	%
General Fund	\$3.9	\$6.2	\$7.8	\$1.6	26%
All Funds	\$5.3	\$8.4	\$10.5	\$2.2	26%

Tourism Development Fund Results: Summary December 2020: Fiscal Year to Date

(in millions: rounding differences may occur)

	FY 19/20 Actual	FY 20/21 Actual	FY 20/21 Budget	Actual vs. Budget	
				Fav/(Unf)	%
Sources	\$10.1	\$6.2	\$4.5	\$1.7	39%
Uses	\$12.3	\$8.9	\$8.7	(\$0.2)	(2%)
Fund Balance Change	(\$2.2)	(\$2.7)	(\$4.2)	\$1.5	

Continuing COVID-19 Impacts

- This year's revenues are coming in better than budgeted by \$1.7 million (+\$0.6 million from November)
- Expenditures are coming in higher than budgeted by (\$0.2) million due to the timing of debt payments related to Scottsdale Stadium (-\$0.4 million from November)